

FUNDAMENTAL RESEARCH

Chronic toxicological effects of high diluted solutions of Aveloz (*Euphorbia tirucalli* L.) on healthy mice: a preliminary study*

Marcia CBN Varricchio¹ (DSc), Cristiane Pereira¹, Fernanda Sales¹, Teresa Gomes¹, Elaine Daudt², Carolina Lessa Aquino², Gleyce Moreno Barbosa¹, Nelson Gomes, Alexandre dos Santos Pyrrho¹ (DSc), Paulo Eduardo Mansur Hobaica¹, Morgana Castelo Branco¹ (DSc), Ricardo Kuster¹, Carla Holandino^{1†} (DSc)

1. Federal University of Rio de Janeiro, (2) University of Rio de Janeiro, RJ, Brazil

The latex extracted from *Euphorbia tirucalli*, a plant popularly known as Aveloz, is used in complementary medicine to induce tumor regression. However, as this latex has toxic effects when administered orally in ponderal doses, the present study was designed to assess the effects of high dilutions in healthy mice over a period of 18 weeks. The Aveloz latex-high diluted solutions (latex-HD) were obtained through the interaction of two processes: 1:100 dilution in mass and succussion, using ethanol 70% as a solvent, in the homeopathic dilutions of 5, 15 and 30cH, following Farmacopéia Homeopática Brasileira. Control solutions without latex were compounded (ethanolic-HD) in the same dilutions and were administered simultaneously. The animals which received latex-HD 30cH showed a significant increase in food consumption ($p < 0.05$) without significant difference in weight gain. In regards to water consumption, no statistical difference was shown when different Aveloz latex-HD groups were compared, apart from the group that received 1 drop of pure latex in water, which presented a significant increase ($p < 0.05$) in this parameter.

Key words: *Euphorbia tirucalli*; Aveloz; Toxicology; High Dilutions; Mice.

Introduction

Euphorbia tirucalli L. popularly known as Aveloz, is a succulent plant with cosmopolitan distribution. It has nefro and hepatotoxic effects, besides immunosuppressive action and tumor co-promoting activity due to the presence of phorbol esters in the latex. These esters are present in the latex in nano molar concentration [1-2]. Nevertheless, oral administration of the latex diluted in water is often used in popular medicine to treat chronic-degenerative diseases [3-4]. These phorbol esters can be modified by several chemical and physical processes as well as by biotransformation in living organisms through esterase digestion [5]. There are no scientific reports regarding the use of diluted and agitated solutions prepared from Aveloz latex trituration indicating biological effects on healthy mice. The aim of this study is to compare the possible chronic toxicological effects of the latex of *Euphorbia tirucalli* administered orally *ad libitum* in both ponderal doses and in high diluted

and agitated preparations (5cH, 15cH and 30cH) on aspects of the development of healthy mice over 18 weeks.

Materials and Methods

For this study, the authorization by the Committee for Evaluation of Animal Use in Research from Federal University of Rio de Janeiro (CAUAP - UFRJ) was obtained under registration number DAHEICB001. Tests were conducted under conditions that guaranteed animal care and welfare, according to the 3R rationality principles for animal experimentation. The homeopathic solutions were prepared following the technique recommended by Brazilian Homeopathic Pharmacopoeia for insoluble actives [6]. Briefly, 0.15 g of *E. tirucalli* latex were collected in 14.85 g of lactose and were triturated in a porcelain grail (1cH) sequentially repeated until reaching dilution 3cH, followed by solubilization in ethanol 20% and succussion to obtain dilution 4cH [6]. Dilution 5cH was prepared by mixing 1 part of dilution 4cH in 99 parts of ethanol 70% (V/V). This procedure of dilution 1:100 and mechanical succussion (Denise 10-50, AUTIC) was repeated until dilution 30cH was reached; these solutions were named Latex-HD, as previously described [7]. In order to register eventual chemical

*This article was originally published in the journal 'International Journal of High Dilution Research', 2008; 7(25): 174-178: Reprinted with the consent of the author and the publisher.

†Address for correspondence:

Carla Holandino Quaresma

Email: cholandino@yahoo.com

effects of Aveloz latex or systematic experimental errors in the dilutions, an equivalent set of control samples not containing the active principle (Ethanol-HD) was prepared under the same conditions. Latex-HD and the respective controls were prepared in homeopathic preparations 5cH, 15cH and 30cH. The effects of ponderal doses of the latex (1 drop and 10 drops diluted in 500 ml in the animals' drinking water) were also evaluated.

Fifty healthy Swiss female mice, age 4 months and mean weight 20 grams were distributed into 10 groups of 5 animals. Each group received a specific solution offered orally ad libitum over a period of 18 weeks, diluted in the animals' drinking water. Each group received, diluted in 500ml of their drinking water: distilled water (control group), 1 drop of latex and 10 drops of latex (ponderal effect), 10 drops of Latex-HD and 10 drops of Ethanol-HD, respectively. The animals' weight, food and water consumption in each experimental group were evaluated in the first (time zero) and each following week, through

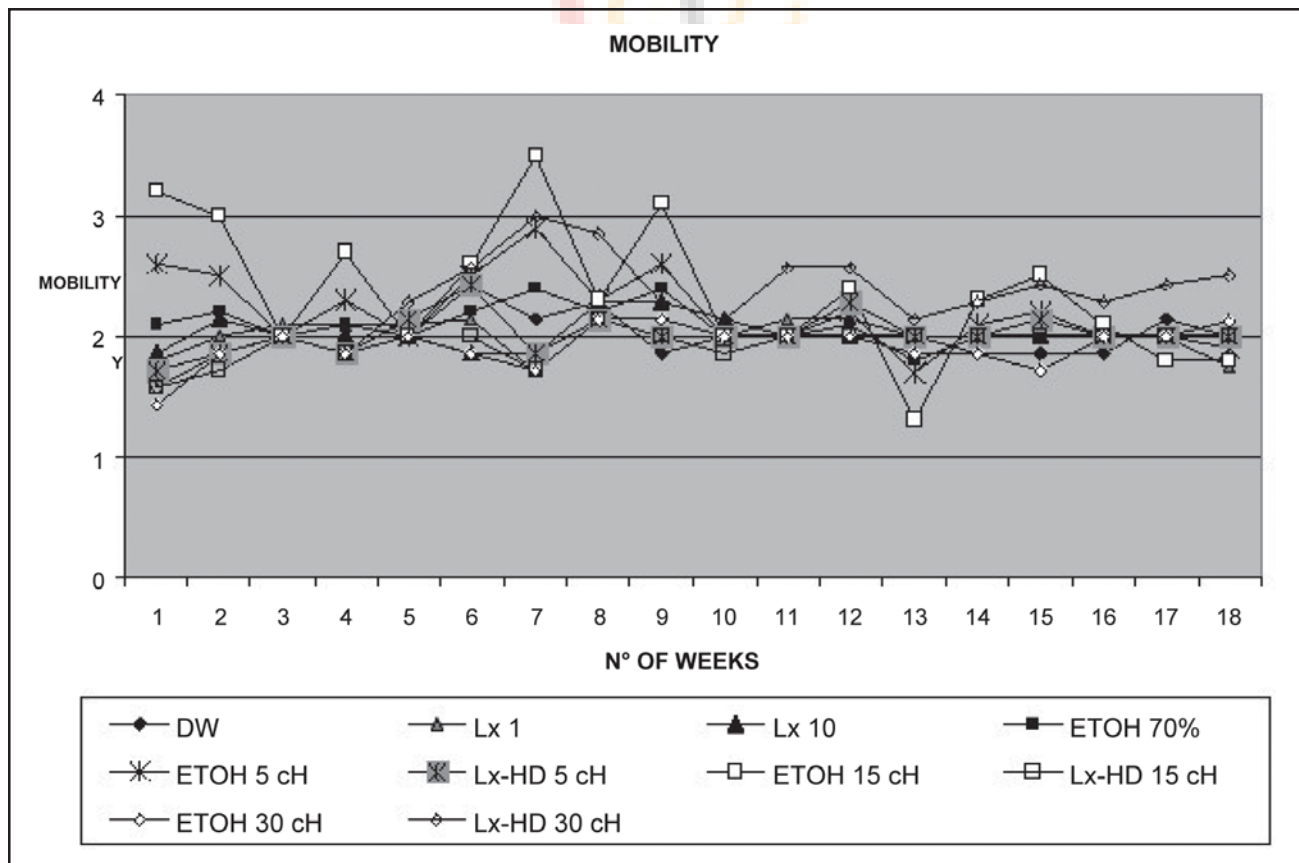
gravimetric (weigh and food consumption) and volumetric (water consumption) assays. Mobility was evaluated through the neurological semiotechnic standard scale [8].

At the end of the experiment, statistical analyses were obtained: average and standard deviations of each experimental situation and variance analyses were accomplished through Graph Pad InStat software (2000). In all analyses, confidence interval was 95% and p values less than 0.05 were considered significant.

Results and Discussion

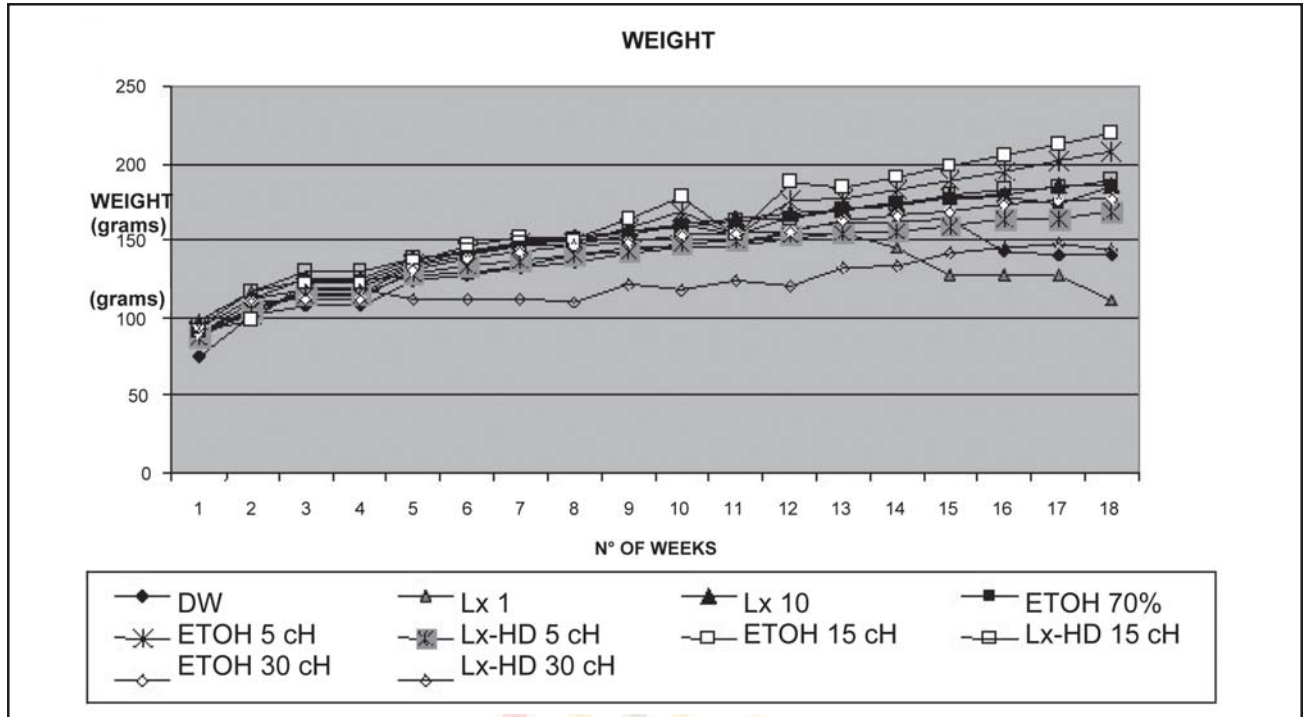
There was no significant variation in the animals' mobility (Figure 1) and weight (Figure 2) among the several Ethanol-HD and control groups analyzed ($p > 0.05$). However, from the fifth week on, an increase in food consumption was detected in the group that ingested Aveloz-latex-30cH ($p > 0.05$) by comparison to the animals in the other groups (Figure 3). There was no significant difference in water consumption among

Figure 1: Weekly mobility of Swiss mice receiving orally ad libitum over 18 weeks the following solutions: distilled water (DW); 1 drop of Aveloz latex (Lx 1); 10 drops of Aveloz latex (Lx 10); 10 drops of ethanol 70% v/v (ETOH 70%); 10 drops of ethanol 5cH (ETOH 5 cH); 10 drops of Aveloz latex 5cH (Lx-HD 5cH); 10 drops of ethanol 15cH (ETOH 15 cH); 10 drops of Aveloz-latex 15cH (Lx-HD 15 cH); 10 drops of ethanol 30cH (ETOH 30cH); 10 drops of Aveloz-latex 30cH (Lx-HD 30 cH) diluted in the animals' drinking water.



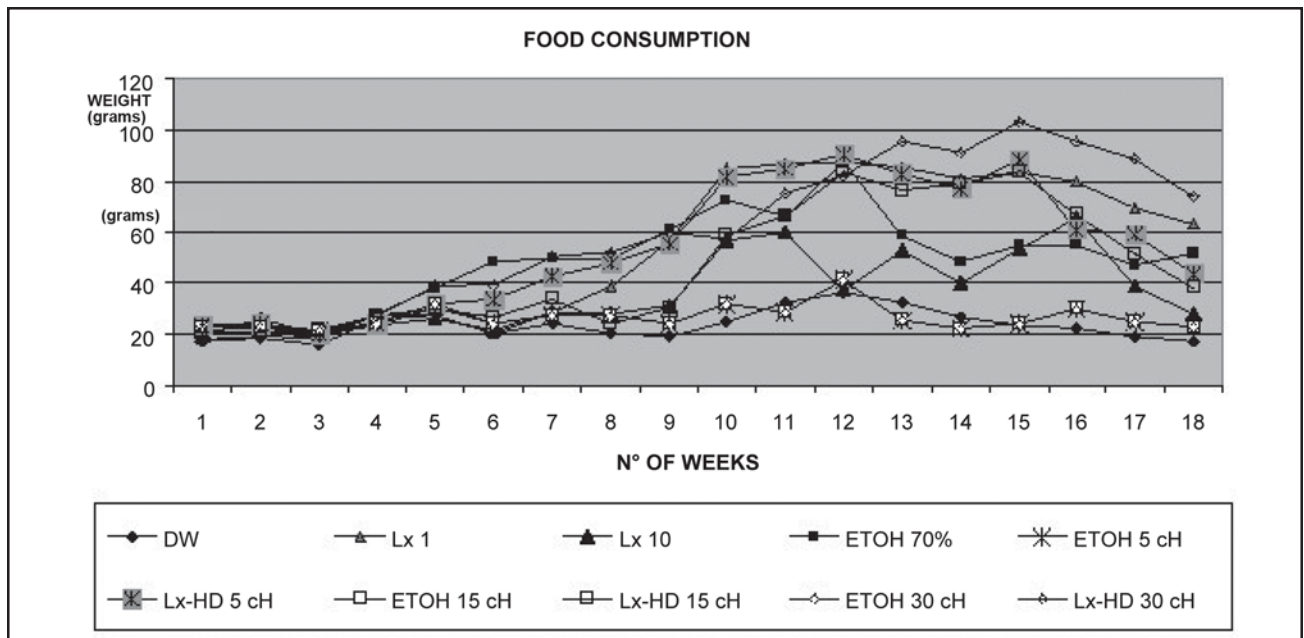
DW: distilled water; ETOH: ethanol; Lx: Aveloz latex; Lx-HD: Aveloz latex high dilutions; cH: centesimal Hahnemannian.

Figure 2: Weekly weight of Swiss mice receiving orally ad libitum over 18 weeks the following solutions: distilled water (DW); 1 drop of Aveloz latex (Lx 1); 10 drops of Aveloz latex (Lx 10); 10 drops of ethanol 70%v/v (ETOH 70%); 10 drops of ethanol 5cH (ETOH 5 cH); 10 drops of Aveloz-latex 5cH (Lx-HD 5cH); 10 drops of ethanol 15cH (ETOH 15 cH); 10 drops of Aveloz-latex 15cH (Lx-HD 15 cH); 10 drops of ethanol 30cH (ETOH 30cH); 10 drops of Aveloz-latex 30cH (Lx-HD 30 cH) diluted in the animals' drinking water.



DW: distilled water; ETOH: ethanol; Lx: Aveloz latex; Lx-HD: Aveloz latex high dilutions; cH: centesimal Hahnemannian.

Figure 3: Weekly average variation of food consumption of Swiss mice receiving orally ad libitum over 18 weeks the following solutions: distilled water (DW); 1 drop of Aveloz latex (Lx 1); 10 drops of Aveloz latex (Lx 10); 10 drops of ethanol 70%v/v (ETOH 70%); 10 drops of ethanol 5cH (ETOH 5 cH); 10 drops of Aveloz-latex 5cH (Lx-HD 5cH); 10 drops of ethanol 15cH (ETOH 15 cH); 10 drops of Aveloz-latex 15cH (Lx-HD 15cH); 10 drops of ethanol 30cH (ETOH 30cH); 10 drops of Aveloz-latex 30cH (Lx-HD 30cH) diluted in the animals' drinking water.



DW: distilled water; ETOH: ethanol; Lx: Aveloz latex; Lx-HD: Aveloz latex high dilutions; cH: centesimal Hahnemannian.

the different groups of animals ($p>0.05$). However, the group that received 1 drop of latex in distilled water ad libitum (ponderal effect) showed a significant increase ($p>0.05$) in the amount of water intake (Figure 4).

This preliminary observation of the toxic effects of high diluted solutions of *E. tirucalli* indicated that only Aveloz-latex-30cH was able to produce significant changes in the animals' metabolism, expressed as increase in food consumption and other biochemical features (data not shown). Indeed, Williams & Wilson [9] stated that phorbol esters, molecules present in the aerial parts of plants of the genera *Euphorbia*, are able to stimulate. Thyrotropin-releasing hormone (TRH) induces secretion of the thyroid-stimulating hormone (TSH) by hypophysis. In the animal group that received Aveloz-latex 30cH one death occurred, but necropsy was not possible due to the state of decomposition.

Finally, the lack of effects of Aveloz latex in ponderal doses and in dilutions 5cH and 15cH on healthy animals differed from those described by Nawito and colleagues [10] in a toxicological study in goats with ponderal doses of latex of *E. peplus*. These animals showed reduction in food ingestion, decrease in mobility and significant weight gain with concomitant formation of widespread edema.

Conclusions

The results obtained in this study contribute to current basic research on Aveloz in ponderal and high diluted and agitated solutions shedding light on the effects of *Euphorbia tirucalli* L. on healthy animals. This line of research will be complemented by biochemical analyses on blood and hystopathological analyses of the animal organs used in study reported here to bring new data to the ongoing investigation.

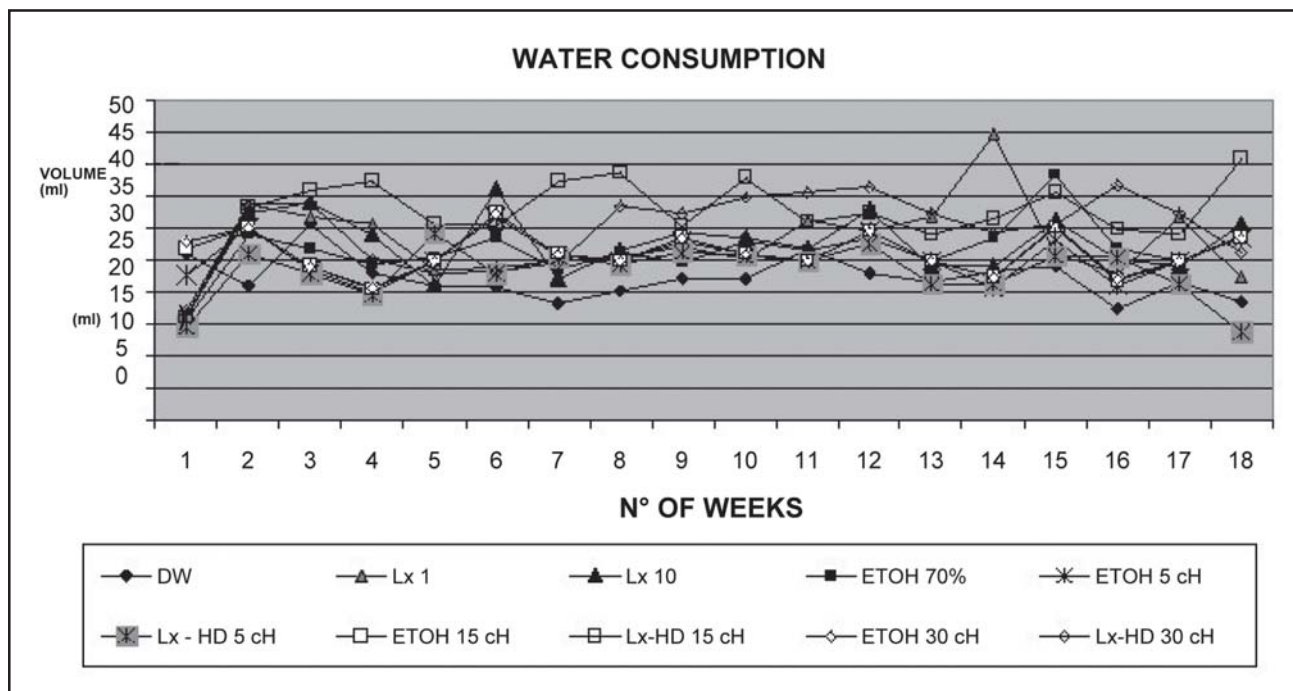
Acknowledgments

This work was supported by grants from the following Brazilian agencies: Conselho Nacional de Pesquisas (CNPq); Fundação de Amparo à Pesquisa do Estado do Rio de Janeiro (FAPERJ); Fundação José Bonifácio (FUJB). The authors are grateful to Roberta Ghilosso Bortolini MSc for help in preparing the manuscript and to Maria Cristina Lana Chaves de Castro MA for English language revision.

References

1. Ito Y. Combined effect of the extracts from *Croton tiglium*, *Euphorbia lathyris* or *Euphorbia tirucalli* and n-butyrate on Epstein - Barr virus expression in human

Figure 4: Weekly average variation of water consumption of Swiss mice receiving orally ad libitum over 18 weeks the following solutions: distilled water (DW); 1 drop of Aveloz latex (Lx 1); 10 drops of Aveloz latex (Lx 10); 10 drops of ethanol 70%v/v (ETOH 70%); 10 drops of ethanol 5cH (ETOH 5 cH); 10 drops of Aveloz-latex 5cH (Lx-HD 5cH); 10 drops of ethanol 15cH (ETOH 15 cH); 10 drops of Aveloz-latex 15cH (Lx-HD 15 cH); 10 drops of ethanol 30cH (ETOH 30cH); 10 drops of Aveloz-latex 30cH (Lx-HD 30 cH) diluted in the animals' drinking water.



DW: distilled water; ETOH: ethanol; Lx: Aveloz latex; Lx-HD: Aveloz latex high dilutions; cH: centesimal Hahnemannian.

- lymphoblastoid P3HR-1 and Raji cells. *Cancer Lett.* 1981; 12: 175–180.
2. Bosch CA van den. Is endemic Burkitt's lymphoma an alliance between three infections and a tumor promoter? *The Lancet Oncology.* 2004; 5 (12): 738–746.
 3. Imai S, Sugira M, Mizuno F, Ohigashi H, Koshimizu K, Chiba S, et al. African Burkitt's lymphoma: a plant, *Euphorbia tirucalli*, reduces Epstein-Barr Virus-Specific Cellular Immunity. *Anticancer Res.* 1994; 14(3A): 933 – 936.
 4. Furstenberg G, Hecker E. On the active principles of the Euphorbiaceae, XII. Highly unsaturated irritant diterpene esters from *Euphorbia tirucalli* originating from Madagascar. *J Nat Prod.* 1986; 49(3): 386 – 397.
 5. Nelson DL, Cox MM, editors. *Princípios de bioquímica.* São Paulo: Sarvier; 2002.
 6. Brasil. *Farmacopéia Homeopática Brasileira.* 2nd ed. São Paulo: Atheneu; 1997.
 7. Aquino CL, Moreno GB, Barbosa GM, Varricchio MCBA, Veiga VF, Kuster R, et al. High dilutions of *Euphorbia tirucalli* L. (AVELOZ) modify the viability and glycolitic metabolism of cell lines. *Int J High Dilution Res.* 2008; 7(24): 132-139.
 8. Wolfensohn S, Lloyd M, editors. *Handbook of laboratory animal management and welfare.* Oxford: Oxford University Press; 1994.
 9. Williams RH, Wislon JD, editors. *Williams textbook of endocrinology.* 9th ed. Philadelphia: WB Saunders Company; 1998.
 10. Nawito M, Ahmed YF, Zayed SM, Hecker E. Dietary cancer risk conditional cancerogens in produce of livestock fed on species of spurge (*Euphorbiaceae*). II. Pathophysiological investigations in lactating goats fed on the skin irritant herb *Euphorbia peplus* and in their milk-raised kids. *J Cancer Res Clin Oncol.* 1998; 124 (3-4): 179-185.

