



This is a digital copy of a book that was preserved for generations on library shelves before it was carefully scanned by Google as part of a project to make the world's books discoverable online.

It has survived long enough for the copyright to expire and the book to enter the public domain. A public domain book is one that was never subject to copyright or whose legal copyright term has expired. Whether a book is in the public domain may vary country to country. Public domain books are our gateways to the past, representing a wealth of history, culture and knowledge that's often difficult to discover.

Marks, notations and other marginalia present in the original volume will appear in this file - a reminder of this book's long journey from the publisher to a library and finally to you.

Usage guidelines

Google is proud to partner with libraries to digitize public domain materials and make them widely accessible. Public domain books belong to the public and we are merely their custodians. Nevertheless, this work is expensive, so in order to keep providing this resource, we have taken steps to prevent abuse by commercial parties, including placing technical restrictions on automated querying.


We also ask that you:

- + *Make non-commercial use of the files* We designed Google Book Search for use by individuals, and we request that you use these files for personal, non-commercial purposes.
- + *Refrain from automated querying* Do not send automated queries of any sort to Google's system: If you are conducting research on machine translation, optical character recognition or other areas where access to a large amount of text is helpful, please contact us. We encourage the use of public domain materials for these purposes and may be able to help.
- + *Maintain attribution* The Google "watermark" you see on each file is essential for informing people about this project and helping them find additional materials through Google Book Search. Please do not remove it.
- + *Keep it legal* Whatever your use, remember that you are responsible for ensuring that what you are doing is legal. Do not assume that just because we believe a book is in the public domain for users in the United States, that the work is also in the public domain for users in other countries. Whether a book is still in copyright varies from country to country, and we can't offer guidance on whether any specific use of any specific book is allowed. Please do not assume that a book's appearance in Google Book Search means it can be used in any manner anywhere in the world. Copyright infringement liability can be quite severe.


About Google Book Search


Google's mission is to organize the world's information and to make it universally accessible and useful. Google Book Search helps readers discover the world's books while helping authors and publishers reach new audiences. You can search through the full text of this book on the web at <http://books.google.com/>


210











THE
Homœopathic Recorder.

MONTHLY.

VOLUME VIII.

1893.

PUBLISHED BY
BOERICKE & TAFEL.

11

LIBRARY



INDEX TO VOL. VIII.

- A Book Reviewer as is One, 232.
 A Change in the By-Laws, 311.
 A Colorado Mistake, 521.
 A Good Food, 235.
 A Good Soap, 236.
 A Note from Dr. Reed, 318.
 A Plaint from New York, 575.
 A Question of Fact for Scientific Men, 357.
 A Warning, 215.
 Apocynum Cannabinum in Dropsy, 88, 82.
 Apocynum Cannabinum, The Diuretic Action of, 131.
 Apocynum Cannabinum in Local Dropsy with Constipation, 404.
 Appropriate Remedy Versus Morphia in Subduing Pain, 462.
 Argentum Nitricum in Chorea, 264.
 Arsenicum, A Case of Angina Ludovici Cured by, 19.
 Avena Sativa, In Sleeplessness, 472.
 Bacillinum, 492, 510, 557, 311, 369.
 Bacillinum, Its Curative Power in Different Diseases, 62.
 Bacillinum or Tuberculinum, 203.
 Belladonna and Stramonium in Tubercular Meningitis, 403.
 Be Honest, Gentlemen, 239.
 Boenninghausen's Pocket Book, The Use of, 11, 55.
 Boericke & Tafel's Homœopathic Pharmacies, 66.
 Book Postage and Discounts, 574.
 Calendula, 27, 408.
 Calendula in Surgical Practice, 314.
 Capillary Bronchitis, 132.
 Characteristic Indications of Remedies, 514.
 Chemically Different, 520.
 Chinopodium Anthelminticum and Epilepsy, 548.
 Cholera Bacilli, Prof. Pottenkoffer's Experiments with, 14.
 Cineraria Maritima, 496.
 Clinical Cases, 497.
 Clipping Horses, 79.
 Comments on Rhus, 122.
 Compass Needle, 409.
 Cuprum Arsenicosum, A Proving of, 61.
 Cyclamen Europæum, 558.
 Decoction of Apocynum in Dropsy, 82.
 Diabesine, 234.
 Diarrhœa, 408.
 Disreputable Medical Journalism, 427.
 Drug Pathogenesis, The Cyclopaedia of, 103.
 Editing and Editors, 457.
 Erysipelas Habituale, 69.
 Essentials for Prescribing Homœopathically, 112, 167.
 From the Caucasus and Persia, 514.
 From the Land of Silver, 362.
 Good Medicine, 524.
 Gila Monster, 318.
 Guarea in Chemosis and Peterygium, 459.
 Heaves in Horses, A Cure for, 19.
 He Asks for Help, 313.
 He is Still on Deck, 211.
 Heloderma Horridus, 97, 263, 318.
 Heloderma Horridus, Provings of, 145.
 Hernia, An Interesting Case of, 247.
 High Potencies in Treating Domestic Animals, 210.
 Homœopathic Cures, 217.
 How? 185.
 "If," 282.
 Kali Bichromicum, 449.
 Lachnanthes Tinctoria and Tubercular Phthisis, with Stiffness of the Neck, 243.
 Lappa Officialis, An Emperical History of, 1.
 Lappa Officialis, Provings of, 49, 104, 163.
 Lappa Officialis in Prolapsus Uteri, 212.
 Laus Deo, 468.
 Life of Hahnemann, 289, 337, 385, 433, 481, 529.
 London Letter, 307.
 Magnesia Phos., 365.
 McMichael's Compendium, 122, 187.
 Medical Samaritans, 199.
 Medicines, 333.
 Morituri Salutamus, 56.
 Mullein Oil Questioned, 354.
 My Experience with Theridion 544.
 Natrum Muriaticum and its Relation to the Cerebro-Spinal System,, 365.
 Natrum Muriaticum in Sciatica, 410.
 "Not Much of a Shower," 227.
 NEW PUBLICATIONS.
 A Chapter on Cholera for Lay Readers, 372.
 A Compendium of Materia Medica, Therapeutics and Repertory of the Digestive Organs, 134, 233, 284, 330, 376.
 A Dictionary Science, 569.

INDEX.

- A Laboratory Course in Medical Chemistry, 37.
 A Manual of Medical Jurisprudence and Toxicology, 36.
 A Manual of the Practice of Medicine, 35.
 A New Work on the Diseases of Women, 226.
 A New Work on Gynecology, 185, 285, 475.
 A Practical Treatise on Materia Medica and Therapeutics, 279.
 A Primer of Materia Medica, 378.
 Anatomy, 37.
 Chemistry and Physics, 517.
 Cholera, 320.
 Curability of Tumors by Medicine, 321.
 Diseases of Children, 37.
 Diseases of the Eye, Ear, Throat and Nose, 37.
 Disease of the Nose and Throat, 180.
 Diseases of the Skin, 181, 515.
 Diseases of the Liver, 380.
 Eclectic Family Physician, 86.
 Eclectic Medical Journal Visiting List, 135.
 Elementary Physiology for Students, 181.
 Essentials of Homœopathic Materia Medica, 475, 597.
 Essentials of Minor Surgery, 517.
 Gynecology, 37.
 Histology, Pathology and Bacteriology, 37.
 Homœopathic Bibliography, 286, 331, 379.
 How I Became a Homœopath, 378.
 Hull Jahr Repertory, 375.
 Medical Matters Mentioned in Jest, 36.
 Modern Household Medicine, 426.
 Notes on the Newer Remedies, 86.
 Ophthalmic Diseases and Therapeutics, 191, 233.
 Pocket Manual of Cholera in English and Bengali, 473.
 Practice of Medicine, 37.
 Safety in Cholera Times, 285, 335.
 That \$100 Attack on Homœopathy, 182.
 The London Homœopathic Hospital Reports, 320, 372.
 The Lungs, 568.
 The Medical Genius, 333.
 The Physician's Visiting List, 36.
 The Proposed Reprint of Hahnemann's Chronic Diseases, 225, 281, 323, 373, 426, 477, 571.
 The Twelve Tissue Remedies, 135, 189, 284, 377, 473.
 Therapeutics of Cholera, 375, 425, 479.
 Verdi's Special Diagnosis and Homœopathic Treatment of Disease, 179, 188, 283, 332, 376.
 Vergleichende Arzneiwirkungslehre, 371.
 Viller's International Homœopathic Annual, 473.
 Yingling's Suggestions to Patients, 191.
 Old Books, 190.
 On the Wrong Track, 228.
 Only a Local Question, 476.
 Passiflora Incarnata, 25, 381.
 Perfumed Water, 458.
 Permanganate of Potash as an Antidote to Phosphorus, 83.
 Petroleum, 271.
 Physicians and Pharmacists, 30.
 Practical Cases, 216.
 Pseudo-cyesis, A Case of, 360.
 Rectal Injections and Intestinal Obstruction, 405.
 Resolutions Passed by the N. Y. Hom. Medical Society, 494.
 Sales of the Organon, 231.
 Saw Palmetto, 85.
 Schussler and His Theory, 221.
 Shucks, 494.
 Snake Bites, 241.
 Solar Therapeutics, 463.
 So Runs this World Away, 329.
 "Spongers All," 177.
 Still Trying to Stem the Tide of Homœopathy, 493.
 Sun Extract, 456.
 Surgery, 190.
 Symptomatic Cures, 504, 557.
 That Magnet Again, 453.
 The Dependence of Homœopathy Upon its Materia Medica, 124.
 The Milk Question, 186.
 The Next Meeting, 356.
 The Recorder, 573.
 The Unimaginative Hen, 126.
 Thuja, 412.
 Transactions, Institute 1892, 255.
 Transactions, Michigan 1892, 16.
 Transactions, Wisconsin, 252.
 "Truth Crushed to Earth," 193.
 Trychosanthes Dioica, 117.
 Tuberculinum, 311.
 Tuberculinum, A Case of Tuberculous Phthisis Cured by, 369.
 Varicose Ulcers and their Treatment with Carduus Marianus, 127.
 Veterinary Homœopathy, 82.
 Veterinary Practice, 111, 250.
 Veterinary Talk, I. H. A., 31.
 World's Congress Notes, 23, 206, 412.



HOMŒOPATHIC RECORDER.

VOL. VIII. PHILADELPHIA AND LANCASTER, JAN., 1893. No. 1.

AN EMPIRICAL HISTORY OF LAPPA OFFICINALIS.

[FIRST PAPER.]

[This empirical history of *Lappa officinalis* or *Arctium Lappa*, owes its compilation to my having witnessed the striking benefit derived from the use of a decoction of Burdock roots in a case of prolapsus uteri of twenty years' duration. Said the sufferer: "It seemed to draw the womb right up, but it made me so constipated that I could not continue its use." My aged patient learned of this remedy from a fellow-sufferer, and this is an instance of the Wort-Cunning, or Herb-knowing, of our Anglo-Saxon ancestors lingering among the folk-lore of the 19th century. To-day the last remnants of this wort-cunning are found almost solely amongst the old-fashioned people with whom oral tradition largely fills the place now held by the ever-busy printing press. The book and the newspaper are making it unnecessary to treasure in memory what may be found in the page or column, and beyond doubt this wort-cunning is dying out; a coming generation will be obliged to seek it in ancient Herbals.

A desire to trace the origin of this empirical use of Lappa took me to those mines of antiquity, the "Herballs," as their quaint writers called them, and early in my search I found the following in the triple-titled volume of William Coles, Herbarist—to give him his title.

"The leaves of the greater Burdock are said to be of great efficacy for bringing the Matrix into its right place when it shall be out of it, for if it be fallen down, the Leaves laid upon the Crown of the head will draw it up, and if it should rise higher than is meet, as oftentimes it doth, if it be laid on the soles of the feet it fetcheth it down, and being applied to the Navel it suffereth it to stir neither way."

While this "find" was fresh, a physician who had a laugh

with me over it, told me that he had known a very old physician who gave Burdock tea in cases of sterility wherein "there was no reason why the woman shouldn't have a baby." As the doctor was very old, I think the evidence is largely in favor of the remedy; but as I am not at all acquainted in his neighborhood and hence do not know the dispositions of the good people there residing, I admit that my deduction would hardly meet the rigid demands of the "logic" that was the sole capital of the ever-to-be-remembered Milwaukee test. Nevertheless, sundry considerations, such as the following; led me to look upon the Burdock with favor: 1. The old doctor found it useful for sterility in young women. 2. A large proportion of the cases of sterility in primiperæ is owing to the existence of an acid, rather than an alkaline, reaction of the uterine mucus. 3. When the mucous membranes excrete acid in excess, the urine has an alkaline reaction. 4. A markedly alkaline urine occasions the milk-like deposit of amorphous phosphates, and a co-existing general loss of tone—a more or less relaxed condition.

Now some little time previously a physician called on me for advice in regard to what he called spermatorrhœa which, he said, was making his life miserable. He did not look at all like an onanist, and upon due enquiry I found that what he had mistaken for a seminal loss was simply an excessive deposit of amorphous phosphates.

Upon farther enquiry I learned that he had never observed this "white stuff" in his urine until he had made a proving of Burdock. He had taken large quantities of this drug which had produced an alarming prostration, "like typhoid fever," he said, and had also brought on this white discharge that he had so far been unable to get over. I made a note of this, and later, in the course of my researches into the history of Lappa, I found the following:

"Forrestus relates that Vastellius, a Pensioner of Malines, was cured of the Gout by a decoction of these [Burdock] roots, which made him void a great quantity of urine as white as milk."

Putting all this together, and also "reading between the lines," I came to these conclusions: 1. I consider Burdock worthy of trial in sterility when there is an acid uterine mucus, a deposit of amorphous phosphates in the urine, general loss of muscular tone, and low spirits. 2. I am also ready to try it in cervical leucorrhœa, the discharge having an acid reaction, the vaginal walls being markedly relaxed, the urine depositing

amorphous phosphates, and the spirits depressed, or irritable.
3. In prolapsus uteri I should deem it indicated by similar semeiological elements; especially the extreme *laxity of the vaginal canal*.

These hints led me to make a tincture of the ripe roots, and with that in my possession I bided my time; meanwhile I continued my researches into the empirical history of the plant.]

Lappa Officinalis has a venerable history. It was known to the Greeks as *Arcion*, to the Romans as *Personata*, to the Italians as *Lappola maggiore*, to the Spanish as *Lampazos*, to the French as *Lappa grande*, to the Germans as *Gross Kletten*, to the Dutch as *Groote Klissen*, to the English as the *Great Clote Burre*. It has followed the human family in its westward journey from the crossing of the Bosphorus to the fens of England, and thence to the wilds of America; and from its universally following in the wake of emigration we may get a veiled hint of that usefulness to Man which the traditions of Empiricism assign to it.

Paulus Ægineta, who wrote his famous compendium of the medical and surgical sciences when practice was dull amongst the natives of that little isle, says of it:

"Arcium, called also Prosopites, is discutient, and has some stypticity. Wherefore its leaves cure old sores."

In his learned commentary on the original text Dr. Francis Adams adds:

"Dioscorides recommends it internally in diseases of the chest, and externally as a cataplasm to old ulcers. This is the same as the second arctium of Galen, who recommends it in the same cases as Dioscorides. Apuleius, like Dioscorides, says it is useful in cases of strangury."

From this last observation it becomes evident that the Anglo-Saxon text of Apuleius is not complete, as the following is all that it has regarding the virtues of Actium, as it terms *Lappa*:

"In case a man break up blood and ratten or pus together, take four penny weight of the seed of this wort and kernels out of pine tree nuts, pound together as thou wouldst work a dumpling, give it to the infirm to swallow: it healeth him.

"For sore of the joints, take this same wort pounded and wrought to a poultice, lay it to the sore, it relieves it. Also in the same manner it healeth old wounds."

How charming is the calm confidence of the simple fiat "It healeth him." But, if you please, bear in mind this early recommendation of Burdock for "sore of the joints," and also

note the hint that the plant is useful in certain chronic conditions: "it healeth *old* wounds."

We find in Pliny's compilation from 25,000 authors, all that confusing of *Arctium* and *Arcium* which so perplexed the Arabian, Ebn Baithar, when he pored over the texts of Dioscorides and Galen; but all the arch compiler of antiquity has to say of our plant is,

"The root of this hearb boiled the Physitians prescribe to be given in vinegar to drinke against the sting of serpents."

Now leap across the intervening centuries and open the black-letter pages of Henry Lyte's translation of the French edition of the portly "herball", of Rembert Dodoens, the Hollander.

"The Nature. The Clote Burres haue the power to dry up, consume, or dissolve; but the lesser [Lappa minor. S. A. J.] is the hoater.

The Virtues. The iuyce of the Great Burre dronken with hony prouoketh uryne, and swageth the payne of the bladder. The same dronken with old wine, healeth the bitings and stings of venemous beasts.

The seede made into a pouder and taken with the best wine that may be gotten for the space of fortie dayes is very profitable for such as haue the Sciatica. A dramme of the roote pound with the kernell of Pine apple and dronken is a soueraige medicine for such as spit bloud or corrupt matter. It is good for such as haue ache or payne in their ioyntes by reason that the sayde ioyntes haue bene before out of ioynt, broken or hurte.

The greene leaues pounce with the whites of Egges cureth burnings and old sores, being layde thereto.

The lesser Burre, dronken with wine, is much used against the grauell and the Stone. The fruite pounce and layde unto colde swellings called in Greeke *Oedema* consumeth the same, and scattereth or wasteth all colde humors, and is specially good against the Kings euill, called Strumas and Scrofulas."

It will be well to bear in mind this enlargement of its sphere of usefulness. Of course, it is pure empiricism; but the empirics recorded *results obtained*, and we will find that very many of these results are proven to be the effects of the drug by the corroborations made by provings *in modo Hahnemannii*.

We now take down the huge folio by the "Englishman Gerard, who had no Linnaeus to guide him, who walked about our English lanes centuries ago. What wonderful scenes he must have viewed when they were all a tangle of wild flowers, and

plants that are now scarce were common."* Ours is the second edition, edited by Johnson, but we find that neither Gerard nor his editor separate the virtues of the Great Burre from those ascribed to the Lesser. From these worthies we get yet another enlargement of the clinical applications, if it is not an anachronism to speak of clinics at that time of the morning.

"The stalke of Clot-Burre before the burre come forth, the rinde pilled off, being eaten raw with salt and pepper, or boyled in the broth of fat meate, is pleasant to be eaten; being taken in that manner it increaseth seed and stirreth up lust. The root stamped and stained with a good draught of Ale is a most approued medicine for a windie or cold stomacke. Dioscorides recommendeth the decoction of the roote together with the seed, against the toothache if it be holden in the mouth awhile. The root cleane picked, washed, stamped, and strained with Malmsey, helpeth the running of the reines, the whites in women, and strengtheneth the back."

It may be thought that the "increase of seed, and stirring up of lust" are solely due to the salt, but we shall see that Lappa itself is not without a singular property of this nature. In the light of provings that will subsequently be submitted, the recommendation of it for flatulence, and to strengthen a weak back, are singular attestations of the reliability of this empirical testimony.

Parkinson, as is the rule with all the old herbalists, copies freely from his predecessors, but fails not to increase the swelling list of its virtues:

"The leaves applied on the places troubled with the shrinking of the sinews or arteries give much ease. The decoction of the leaves fomented on any fretting sore or cancker, stayeth the coroding quality.

"The roots are preserved with sugar and taken fasting for Consumptions, and stone, and laske [Dysentery. S. A. J.]: the seede is much commended to breake the stone and cause it to be expelled by Vrine."

That item concerning "the shrinking of the sinews" may afford a hint for its use "Depuytren's contraction." This *opprobium chirurgicorum* occurs in the gouty; is, indeed, indicative of that diathesis—to use that convenient term Lappa produces analogous conditions of sub-oxidation. Moreover, the pains which occur in the tendon undergoing this peculiar con-

* Field and Hedgerow. By Richard Jefferies. P. 27.

tracture are of the same sharp, darting, fugitive character as those experienced by myself and two other provers of Lappa.

William Langham, in his *Garden of Health*, is most profuse in his treatment of our plant, and from a pudgy quarto of the second edition I gather rich gleanings:

"The leafe laid on the top of the head draweth the matrix upward, and laid to the soles of the feet, it draweth it downward, and so it helpeth the suffocation, and the falling or displacement of the matrix.

"Seethe the root in good Ale and so let it stand 24 hours close stopped, and then drinke a good draught three or four times to helpe the Jaundies speedily. The root is good to be laid to the ache that cometh by wrenching and Straining. The root sodden in wine and drunk one hour before the fitt delieuereth from the horroure of the Fever quartan. ["Horroure" is derived from *horripilatio*. S. A. J.]

"The root stamped with swine's grease helpeth the squincy and swelling in the throat. For bloody flux stamp the roots and seethe them in water to one half and stand in it, but not to the ancles, for then it bindeth too much and bringeth danger of death by costiveness. Also for the same trouble chop the roots as much as a penny loaf, seethe them in a new pot with good wine, and sit over the vapor of it; it stoppeth the termes also."

[I find that those occult qualities in virtue of which we may call Lappa the *uterine magnet* are first ascribed to it by Arnoldus de Villanova, from whom Langham copies.]

The virtue attributed it in a quartan ague is by no means incredible. Dr. A. Uhlemeyer, of St. Louis, wrote to me, in 1882: "Lappa was Dr. Hartmann's secret remedy for intermittent fevers, and which he sold under the name *Tincture Hartmannii*. He gave it in the 6th, or in the 30th dilution. According to my own experience it will fail, fail entirely in some epidemics, and in others prove to be the specific." Just so, as we shall learn from Boerhaave in due time.

If Arnoldus de Villanova must have the credit for discovering the uterine magnet, to William Coles, Herbarist, belongs the shining glory of *anchoring the uterus* by applying Burdock to the navel. His other recommendations of Lappa are:

"For stitches in the sides. To provoke womens courses. To kill the flat and broad wormes in the belly. The roots are very available against the Plague and Pestilential Fevers by provoking Sweat. The decoction of the root in wine is singularly good

for those that wheese much and are short windied. An oil made of the root is good against all shaking and Cold Fevers, being applied before the fit, and is good for the coldness of the joynts and Sinews. It is said to cure Farcion in horses inwardly or outwardly applied."

The sleek and well-fed Robert Turner, although the author of *The British Physician*, could only crib from his seniors. He ascribes all the virtues to the leaves, and his sole addition is that they are good in "Ulcers of the Lungs."]

Industrious John Pechey "of the College of Physicians, in London," must be cited at full length as becomes a man of his cloth.

"'Tis Drying, Pulmonick, Diuretick, Diaphoretick, Cleansing, and somewhat Astringent. 'Tis good in an Asthma, for the Stone, and Spitting of Blood; for old sores, and swellings of the Spleen, and of all other parts in Gouty Diseases, wherein it is peculiarly proper. The Seed is an excellent Lithontriptick, being powder'd and taken in Small Beer or Posset-drink. The Leaves are outwardly applied to old Sores and to Burns. The Seed powder'd and taken forty days together cures the Hip-Gout. 'Tis said it provokes venery."

Then he plunges into polypharmacy and gives compounds of Burdock and other articles; a devil's broth that we will avoid.

The last great Herbal is Willian Salmon's *Botanologia*. It is a tall folio, as plethoric as a London alderman, and as precise as old Sam Johnson. We will quote him, and then the "weary are at rest." His compilation will have for us the advantage of being a review of all that we have gone over.

"The Leaves. Being applied either dry or green they cool, moderately dry, and discuss withal, as Galen says; whereby they are good to heal old Sores and Ulcers, and help the Cramp, or shrinking of the Sinews.

The Juice. Of the leaves mixt with Honey provokes Urine and takes away the pains of the bladder. The Juice of the Root taken to the quantity of three or four ounces and drank with a good draught of Ale is an excellent thing against wind and coldness of the Stomach.

The Essence. Is excellent against Venereal diseases, as Pox, Gonorrhœa etc. It is good against Gravel, Sand, Slime and Tartareous matter, obstructing the Reins, Ureters, and Bladder; and prevails against Vapors in Women, Obstructions of the Womb, and Hysterick Fits.

The Saline Tincture of the Seeds, or Leaves. It powerfully opens Obstructions of the Womb, Reins, and Bladder, bringing away the matter causing the obstruction.

The Oily Tincture. Is excellent against punctures, and other wounds of the Nerves. It prevails against Cramps and Convulsions.

The Decoction of the Root. Drank liberally for some time it has been found very good to exterminate the reliques of the French disease. It is commended by Dioscorides against the toothache, being held in the mouth. It is also good against Burnings and Kibed heels, and made with wine and drank it prevails against Strangury.

The Pouder of the Root. Is good against Spitting Blood, helpful in Consumptions, and expels Sand, Gravel, and Tartarous matter out of the Reins and Bladder.

The Pouder of the Seed. Gives ease in Strangury and other like diseases of those parts, and drink with wine for forty days together it wonderfully helps the Sciatica. It is also good for such as are troubled with the Stone, or any Flux of the Bowels; also against the running of the Reins in Men, and the Whites in Women;

The Salt from the Ashes. Taken in White wine, Arsmart, or Parsley water from a scruple to half a dram, it is good to provoke Urine, cleanse the Urinary Passages, and to carry off the Watery Humor in Dropsies."

Tournefort is brief enough not add materially to our load :

"The Burdock is diuretick, sudorific, pectoral, vulnerary, and febrifugous. Hollier, a famous physician of the faculty of Paris, used its roots and flowers with success in Pleurisy.

"Pena and Lobelius affirm that the root of Burdock preserved with sugar provokes the urine and voids the sand. Forrestus relates that Vastellius, a pensioner of Malines, was cured of the Gout by the Decoction of the Roots, which made him void a great quantity of Urine as white as milk."

Our closing citation from the literature of the 18th Century shall be from its leading luminary, Herman Boerhaave, whom our own Russell has called the "Macaulay of Medicine."

"The root, dug at the proper time, is serviceable in inflammatory and chronic fevers; and from it you have a drug concerning which physicians are never greatly solicitous, since it is an aperient but does not stimulate; and this is also true of the leaves and stems, for they can safely be given in inflammatory diseases.

"The leaves of this plant were the secret remedy of the woman empiric who became so famous for her treatment of the epidemic fever at Haarlem that she was preferred before all the physicians; hence so many sick resorted to her that a very large quantity of this plant was required, and the means she was obliged to employ to obtain it revealed her secret.

"In both colic and ileus it is a most excellent thing. The peasants take the leaves and cure these diseases artlessly.

"When the leaves are applied to oedematous feet the swellings are excellently reduced.

"The leaves, stems, and roots boiled in milk make an excellent remedy for chronic diseases, such as scurvey, intermittent fevers, gout, pituita, and venereal disease which is wandering in the humors and has not yet fixed upon its seat.

"The bruised seeds, especially if they are sweetened with honey, are efficacious in peri-pneumonia. In watery effusions into the lungs it is wonderfully efficacious; also for expelling worms.

"It is diuretic, sudorific, anti-hysterical, vulnerary, pectoral, and not particularly astringent. The flowers and roots are useful in pleurisy, and in stone in the kidneys; in bloody expectoration, and in old wounds to cleanse the ulcers.

"The leaves boiled in milk and applied as a plaster in Gout avail much. In scrofula from the itch it is a most excellent medicine. It induces perspiration, removes sanguineous extravasations, and is a good remedy in arthritis, in atrophy, and in phthisis [wasting. S. A. J.]"

The success of the "woman empiric" of Haarlem was owing to her having stumbled upon the remedy whose physiological action was parallel with the *genius epidemicus*, and this experience bears out the observation of Dr. Uhlemeyer. The remark about "scrofula from the itch" will make the reader of Hahnemann's *Organon* prick up his ears, but he must remember that Hahnemann drew upon all the lore of the Ages.

In our own century Rafinesque briefly summarises the virtues of Lappa: "Root valuable, diuretic, diaphoretic, and detergent, equivalent to Aralia and Smilax. Use in rheumatism, scurvey, nephritis, phlogosis, œdema, gravel, and gout. * * The use of it makes the urine milky, and produces flatulence."

In 1868 attention was called to its virtues in skin diseases of an inveterate nature, by Dr. Adolphus, of Hastings, Michigan. "He has treated with it successfully herpes, lepra, prurigo,

lupus, and obstinate acne, and thinks there is nothing equal to it in the cutaneous diseases of children."

[Thus far this empirical history had been written in 1878, and for the old *Observer*. I was led to reclaim it from the editorial desk by a design to prove the remedy and then publish together both history and provings; but just about that time the University of Michigan was a poor place for proving because one was troubled with "aggravations" that might have been ascribed to the drug rather than the devil. Since then, some cure-work done with it has made me feel that the provings subsequently made should be given to the profession. I again went over the empirical field as far as my own shelves permit, added a few gleanings, and now commit the whole to the reader's consideration.

The provers' day books will immediately follow, with a schema and some clinical applications]

BIBLIOGRAPHY.

Adolphus. *Medical and Surgical Reporter*, March 7th, 1868.
Apuleius. *Herbarium Apuleii Platonici*. Cockayne's Translation. London, 1864.

Boerhaave. *Historia Plantarum*. Rome, 1727.

Bonetus. *Guide to the Practical Physician*. London, 1684.

Burserius. *Institutions of the Practice of Medicine*. London, 1806.

Coles. *Adam in Eden or Nature's Paradise. The History of Plants*. London, 1657.

Coxe. *The American Dispensary*. Philadelphia, 1827.

Cullen. *Treatise of the Materia Medica*. Edinburgh, 1787.

Dodoens. *Herbal*. Translated by Henry Lyte. London, 1578.

Gray. *Supplement to the Pharmacopœa*. London, 1848

Hill. *The Management of Gout, etc., With the Virtues of Burdock Root taken in the manner of Tea*. London, 1771. 8th Edit.

Langham. *Garden of Health*. London, 1633. 2d. Edit.

Lovell. *Pambotanalogia*. Oxford, 1665. 2nd Edit.

Parkinson. *The Theatre of Plants*. London, 1640.

Paulus Ægineta. Translated by Adams. London, 1847,

Pechey. *The Compleat Herbal of Physical Plants*. London, 1694.

Physicians of Myddvai. Translated by the Welsh MSS. Soc'y. Llandovery, 1861.

- Pliny. Natural History. Translated by Holland. London, 1634.
- Rafinesque. Medical Flora, &c. Philadelphia, 1830.
- Riverius. Practice of Physick. London, 1678.
- Salmon. The English Herbal. London, 1710.
- Smith. The Botanic Physician. New York, 1830.
- Stearns. The American Herbal. Walpole, 1801.
- Stille and Maisch. The National Dispensatory. Philadelphia, 1880.
- Thacher. The American New Dispensatory. Boston, 1821. 4th Edit.
- Tournefort. The Complete Herbal. London, 1730.
- Turner. *Botanologia*. The British Physician, or the Nature and Virtues of English Plants. London, 1664.
- Van Swieten. Commentaries on Boerhaave. London, 1773.
- Vogt. Lehrbuch der Pharmakodynamik. Giesen, 1838.

THE USE OF BÖENNINGHAUSEN'S THERAPEUTIC POCKETBOOK IN THE CLASS ROOM.

By Prof. T. F. Allen.

GENTLEMEN: Prior to bringing the case, which is waiting, before you, I wish to ask some member of the class to tell me what are the three essential features of every complete symptom?

Answered by several members of the class:

1st, location, 2d, sensation, 3d, the condition of aggravation or amelioration.

Professor: Good! Which of these essentials is most important? Answer: The condition of aggravation or amelioration.

Professor: Good!

Now, you will bear in mind that one of the chief objects of catechising the patient is to complete his symptoms according to these ideas. Each symptom which he tells us of his own accord must, by cross-questioning, be completed in these respects, and, as I have frequently told you, we must endeavor to find the remedy which answers to these special indications. It is unfortunately too true, as Bœnninghausen has said, that many of our proving have been made without due regard to these three essential features, and that imperfect symptoms partially cover-

ing a case in hand have to be supplemented by prevailing conditions or sensations found in other symptoms. You will find in your examination of patients that the condition of aggravation or amelioration is very apt to be persistent, and govern a majority of the symptoms of the patient.

The man whom I bring before you, taken at random from among the patients in the dispensary, is 32 years of age, a cigar manufacturer, well built, powerful, temperate, and of clear complexion; he smokes to excess, and is confined all day in an atmosphere of tobacco dust.

The symptoms we elicit are as follows: A sensation of internal soreness in the left side beneath the lower ribs, relieved by external pressure, and worse in the morning after rising; coldness of the feet at night in bed; persistent weariness in his legs, as if he had done a hard day's work. In addition, another symptom has troubled him recently, namely, seminal emissions in sleep following coition.

It is evident that the indicated remedy must be among those possessing *amelioration by external pressure*. This heading is found on page 317 of the Pocketbook, and each remedy with its value, capitals counting four, antique three, italics two, and romans one. These values will now be placed after the names of the remedies on the Bœnninghausen Repertorial Checking List, arranged by W. A. Yingling, M. D., and published by Boericke & Tafel. Then such of the drugs, already named as affect the left side of the chest were read from page 127, and their values also placed on the checking list. The heading "sensation of internal soreness" was next consulted, on page 181, and a third list of values added to the list. "Aggravation in the morning" was the next symptom selected, and the remedies covered by it, found on page 69, had their values included. The symptom of "coldness of the feet" was found in Bœnninghausen's Repertory of his Therapeutics of Fever, under "local coldness of the feet" (German edition, p. 90), and its remedies with those of seminal emission during sleep after coition (to be searched for in Allen's Index to the Encyclopedia, p. 955) completed the checking list.

The values of the remedies evidently having the largest sums were added, and the result showed that *Nitric acid* had 19 votes, *Phosphorus* 16, and the rest scattering.

The professor then remarked that this method was not an absolute selection of the remedy, but it gave us a list of a few

drugs from which to select the most appropriate remedy. Allen's Handbook was then consulted, and it was decided that though *Nitric acid* had more of the individual characteristics of the patient, yet the general condition of the patient did not correspond so well to *Nitric acid* as to *Phosphorus*, especially in the matter of seminal weakness, and also in the left-sided character of the symptoms in the chest. From these reasons and from others, *Phosphorus* was selected as the more appropriate remedy. It is however, frequently the case that the remedy having the largest number of votes and one selected by this method, corresponds best to the condition of the patient.

The checking list of Dr. Yingling is of very great convenience, and the distribution of pads of this checking list to the groups of members of the senior class lent great interest to the selection of the remedy; and the lists were added up with great eagerness by the class to see which drug would come out ahead.

There is really no difficulty in using Bœnninghausen's Pocket-book except for those who expect to find an absolute certainty in the ultimate selection of the remedy. An individual rubric, like amelioration from external pressure, or drugs affecting the left side of the chest, will frequently enable a physician by glancing over the list, to select by means of his own knowledge of the drugs in the list, the appropriate remedy for the case when away from home.

There is an additional advantage in the above method of using a checking list, that is, in offering a physician a list of drugs which will probably be appropriate to the case—especially a chronic case—from which the second remedy may be selected after the first shall have exhausted its action. In selecting the second remedy, the last chapter of the book on "relationships," should always be consulted, and the drugs in this list most related to the first drug selected, according to the various sections there given, may be chosen.*

CASE II. The wife of the man above prescribed for, brought also to be treated a little girl, 3 years old, who suffered not only from nocturnal enuresis but diurnal weakness, so that every few

*[Owing to the delay in getting out this number we are enabled to quote the following, from a personal letter from Dr. Allen, concerning this case: "The previous case, receiving *Phosphorus*, reported in the January number of the RECORDER, returned in two weeks, stating great aggravation. He could not take the medicine, which was *Phosphorus* 6th. This was then discontinued and 6ox substituted, after which improvement became rapid, and the cure complete."—ED. RECORDER.]

minutes the urine was involuntarily evacuated, making her life miserable, as well as that of her mother. The amount of urine secreted during the day and night seemed to be extremely large. No other symptoms could be elicited; the child seemed to be perfectly well in every particular, and this habit had gradually developed.

Two points only could be considered—the increased amount of urine and involuntary discharge. Atony of the bladder is an extremely marked feature of *Causticum*, under which we also find an increased secretion of urine. *Causticum* was therefore selected as the appropriate remedy, and a powder medicated with the 3d dilution prescribed night and morning.

PROFESSOR PETTENKOFFER'S EXPERIMENTS WITH THE CHOLERA BACILLI.

Von Pettenkoffer puts the etiology of cholera as an equation of three unknown quantities— x , y , z . Let x be the specific germ or microbe disseminated by human intercourse; y the something which depends on place or time, the something which might be described as the "local disposition"; and z the individual predisposition which must exist in all infectious and contagious diseases. Von Pettenkoffer complains that modern sanitarians, since Koch discovered the cholera bacillus, have altogether eliminated the y , or second condition of the equation.

"This theory," writes a correspondent of the *Philadelphia Evening Telegraph*, "Herr von Pettenkoffer has sought to prove on his own person. He lives at Munich, and Munich was not, this year, locally disposed to contract cholera. A great fair was held, numerous travelers came from Hamburg, where the most fearful epidemic of cholera was raging; but it was all in vain; the cholera could not obtain a footing in Munich. Von Pettenkoffer concluded that Munich and its inhabitants were not predisposed, and therefore could not be contaminated. This he bravely determined to illustrate on his own person. Dr. Gaffky sent him from Hamburg the most virulent culture of cholera germs. At one dose Von Pettenkoffer swallowed several millions of comma bacilli. That these were vital and effective was proved by the attack of diarrhœa they produced. He took no medicine, yet in five days the diarrhœa ceased. The evacuations were bacteriologically examined and found to contain pure cul-

tures, in large quantities, of the cholera germs. Then Professor Emmerich made the same experiment, with similar results. For more than a week each of these Professors had in his intestines millions, countless millions, of true cholera germs, the lineal descendants of the comma bacilli taken from the intestines of persons who had died of cholera at Hamburg, and yet they did not suffer in any way from cholera. These billions of true cholera germs were not killed, the evacuations were not disinfected, they were thrown into the drains and sewers of Munich, where, had the town been locally disposed, they might have spread death on all sides. Not one single case of cholera occurred. Swallow the germ, spread it broadcast; if there is not a local predisposition, you cannot produce cholera. But it was, nevertheless, a bold experiment, and I cannot better conclude this most important subject that by quoting Von Pettenkoffer's own account of how and why he swallowed this terrible living poison:—

“I drank the cholera mixture in the presence of witnesses on the 7th of October. It tasted like very pure water! Some were anxious about me and begged that I would allow them to sacrifice themselves for their old teacher, but I wished to act on the old medical principle, “*Fiat experimentum in corpore vili.*” I was right in regarding myself as “*corpore vili.*” I am seventy-four years old, have had glycosuria for years, have not a single tooth in my head, and only use my artificial teeth when I have to make a speech, not needing them for mastication, and I also feel other burdens of advancing age. Even if I had deceived myself and the experiment had endangered my life, I should face death calmly, for it would not be as a thoughtless or cowardly suicide. I should die in the cause of science, like a soldier on the field of honor. Health and life, as I have often said, are very great earthly gifts, but not the highest. He who wishes to rank higher than the brute must be ready to sacrifice even life and health for great ideals. However, to me the matter did not seem quite so tragic, for I was firmly convinced my *x* could not kill without my *y*.”

May not the *x* of Von Pettenkoffer's equation be safely eliminated? Given the local conditions and the personal predisposition, especially the latter, will these not produce the disease, and the disease in turn the “germ?” How else are the cases of “sporadic cholera,” with full equipment of “comma bacilli,” that occur every year in this country to be accounted for?

MICHIGAN TRANSACTIONS, 1892.

A volume of 202 pages.

Epochs in Medicine.

The President's Address, by James C. Wood, M. D., of Ann Arbor, Mich., was in "Epochs in Medicine." The four great epochs, Wood thinks, are the discovery of the circulation of the blood, the discovery of vaccination, of *Ether* and *Chloroform*, and of Homœopathy. Some people, while admitting that the introduction of vaccination was a very great epoch, maintain, however, it was one very greatly to the bad. These well, or ill-regulated people maintain that vaccination has unjustly appropriated the honors that properly belong to sanitary works, while its sole fruits are blood-poisoning evils. Winterburn's *The Value of Vaccination* will repay careful reading.

Consumption Curable.

Dr. W. R. McLaren says: "I maintain that consumption is curable." The treatment whereby the disease may be cured, according to Dr. McLaren is: 1st, Lung Exercise. 2nd, Nutrition. 3d, *Iodide of Arsenic* and of *Lime*. Also why not take a look into Burnett's *New Cure for Consumption*, which is making a big stir?

Cremation.

Dr. F. S. Hillyer read a strong plea for cremation, to which every one should say, Amen!

The Idealist's Physician.

Dr. Mary A. Willard discoursed on "The Physician of the Future," who is to be a sort of "Traveler from Altruria," as Mr. Howells puts it. Says Dr. Willard, "What is disease in its entity? Sin. What is sin? God's broken laws, but let us say Nature instead of God." But why say Nature? Is nature God? The physician of the future is to have authority "to regulate all matters pertaining to health," *i. e.*, to drain swamps, to abolish graveyards, funeral processions, corsets, French heels, alcohol, tobacco and houses of ill fame, etc. "He will see that medical colleges give thorough instruction in sanitary science, and that none but *clean* men and women, pure physically, pure morally, receive their degree." The physician of the future certainly will have his hands full, and, as is said in this degenerate age, be a "boss." If it were possible for reformers, medical or lay, to make clean and pure all foul and dirty places, habits, men

and women, we should say, All Hail! But they can't do it. It is against Dr. Willard's major premises, that the root of all the trouble is "sin." If reformers have the money they can drain swamps, etc., but they cannot cure "sin" by hygienic measures or statutes. If they can, then they should hasten to abolish the Church, which teaches something very different.

Almost Incredible.

Dr. T. P. Wilson's "Ophthalmic Ethics" is a biting paper. For example, a young man had been under "a well-known oculist" for six months for inflammation of his eyes. Dr. Wilson made him drop all treatment, and his eyes soon became all right. He had been "a martyr to the cupidity" of the "well-known oculist." This case "is typical of many that have come under my observation," says Dr. Wilson, and "generally" from the offices of "men noted for having large ophthalmic practices."

Potencies in Pulsatilla.

In a paper on *Pulsatilla* Dr. J. S. Ayres said: "In its action upon the skin, we have biting, itching, red, hot spots like nettle-rash, eruptions like varicella, erysipelas with swelling, blue hard swellings. Useful in measles and their secondary affections; in flat putrid ulcers, some forms of eczema verified in the following case:"

The case referred to was one of eczema squamosum in a woman. *Pulsatilla* 6th seemed to have no effect; under the 12 there was aggravation, while the 30 rapidly cured the very bad case. This supports a theory held by Dr. Stacey Jones, of Pennsylvania, who for many years has declared that this remedy is always more active in the 30th potency than in any other; indeed, while not a high potency man, he maintains that the lower potencies of this remedy are practically inert, at least in his practice.

Potas. Perman. in Diphtheria.

Dr. M. J. Spranger's paper is on "*Potassium Permanganate* in Diphtheria." He says: "I have had over twenty years' experience with this drug in this disease, and can say that I have found nothing yet to equal it." After stating his grounds for discarding the use of the drug as a gargle, he continues:

"It does give positive benefit however, by internal administration. I claim, and am convinced that it prevents any membrane from forming in the stomach or intestinal tract. I have seen but one case, which was a child 14 months of age. I cannot

recall a case of septicæmia from diphtheria while using the *Permanganate*, which fact would seem to show that the drug is carried into circulation, and acts as an antiseptic directly in the blood, destroying the bacteria and the temperature drops rapidly. I have tried experiments as follows; Given the fever remedies such as *Aconite*, *Veratrum veride*, *Gelseminum*, *Baptisia*, etc., in alternation with throat remedies, such as indicated, but the temperature kept up; but as soon as I gave the *Permanganate* in alternation it dropped rapidly. It destroys the putrid odor at once and palliates and relieves the pain. In catarrhal or putrid tonsillitis the *Permanganate* takes away the pain wonderfully. I have had plenty of clinical experience with this drug to satisfy me that compared with all other gargles and sprays that act on the throat, the *Permanganate* effect is more thorough. The disease is claimed and proved to be a destruction of the red blood corpuscles by the bacteria, the membrane in the throat being only a local manifestation of the disease, and the *Permanganate* acts as an antiseptic to the throat, and just as well on the blood, and in a great many cases the throat is four or five days in clearing, and find that the membrane formed in the nasal passages clears away also, while the fever and temperature are down in the first twenty-four or forty-eight hours. I have watched cases where they swabbed and gargled with *Potash*, *Iron*, etc.; by the time the membrane is removed from the throat the patient collapses and death is the result, because there is no attention paid to the blood destruction which depresses the circulation and nerve centre." The dose "about 1-10 gr. in tumblerful of water."

Potassii Permanganas, or, as it is known in Homœopathic pharmacy, *Kali permanganicum*, is a peculiar drug in some respects. A physician once ordered tablets of it made at the Boericke & Tafel pharmacies, of, we believe, $\frac{1}{4}$ -grain strength. During the process the mass exploded. 1-10 grain, however, can be made, but, perhaps, 2 tablets of 1-20 grain would be better. The National Dispensatory says: "The readiness with which *Permanganate of potassium* yields its oxygen to bodies having a strong affinity for that element accounts for its alleged utility in limiting putrefaction and correcting putrid smells. For these purposes it was first used in 1857, but as regards the former of them the notion was erroneous, although exceedingly minute proportions of the salt neutralize the smell of putrefaction." The same authority also says: "Internally, it has been

taken in doses of from 8 to 10 grains without injury when largely diluted." The statement that "exceedingly minute proportions of the salt neutralize the smell of putrefaction" leads to the query: Would a dose of it neutralize the horribly bad breaths so often met?

A CURE FOR HEAVES IN HORSES.

Editor of the HOMŒOPATHIC RECORDER.

In the latter part of July last I made an order on B. & T., at 145 Grand street, New York, for a bill of medicines. There was put into the box with my goods a copy of the July number of the RECORDER, the first one I had ever seen. I became deeply interested in some of the cases recorded therein, especially that of *Blatta orientalis* in the treatment of asthma. I have claimed for years that asthma in people was, in my opinion, precisely the same as the old bellows heaves in horses, and I then and there made an order on B. & T. for the *Blatta orientalis*. The medicine came duly to hand, and I began looking for a subject such as I wanted to find, viz: an indisputable case of the old-fashioned bellows heaves. I found one last month, and commenced treating the horse. Subject somewhat aged, and a true type of what I wanted. There was a marked change for the better the first week, and now the horse fills the place of a good business horse, day or night, in a livery stable. I have no doubt of his ultimate and permanent cure. I have followed veterinary practice more or less for forty-five years. Made my change from the old-school mode of practice in Elmira city, in 1872, on the approach of that terrible epizootic horse distemper. I have never had any occasion to regret it.

Truly yours,

J. C. SIMONS, V. S.

146 Oak St., Binghamton, N. Y.

A CASE OF ANGINA LUDOVICI CURED BY ARSENICUM.

By Dr. Luser, of Worms.

Translated for the HOMŒOPATHIC RECORDER.

The following interesting cure of this fatal disease has recently been reported:—A young physician, N. N., æt. 25, coming from

a healthy family, was taken sick on February 5th, 1892, with symptoms of influenza.

For several days previous to this he had suffered with violent toothache; he had similar attacks for the last few months, and eased his pains more or less with grain doses of *Antipyrin*. As he was undergoing his final examinations he forced himself to persevere, and put off medical treatment until its close. With the toothache he had also stiffness of the left jaw in the joint, a symptom which was estimated but little at the time.

On the day mentioned N. N., experienced a violent chill while taking a walk in the afternoon. Pulse became rapid and small. Patient took to bed, suffering from headache and toothache, especially on the left side, also contused pain along the whole spine, with great prostration. To promote perspiration he drank several glasses of mulled wine. The desired perspiration came to pass, but it had not the expected effect. After a sleepless night the patient felt no better. He had now also pains in the throat, especially on the left side. As patient could only open the mouth a little ways, examination was difficult, and disclosed an inflammatory redness of the tonsils and uvula more especially of the left. His speech was indistinct.

Patient had frequently been attacked by angina, and both tonsils were hypertrophied.

In the region of the glans submaxillaris, underneath the left jaw, and apparently proceeding from it a swelling appeared rather elastic and not clearly defined; it was sensitive to touch. Temperature in the morning 98. During the forenoon the toothache abated. About noon patient got up, having no appetite; he drank some milk and studied until evening. In spite of remonstrance he insisted on attending the examination, thereby exposing himself to the cold wind. He returned and immediately went to bed. Temperature 100. His brother, a physician acquainted somewhat with Homœopathy, induced him to take a dose of *Aconite*, which produced several hours' sleep for him that night.

February 7. About the same; fever has lessened. The pains being mainly on the left side, patient received *Lachesis* 6 from his father, who had meanwhile arrived. Having been up for a few hours, patient went to bed again. Towards evening examination showed that the swelling under the jaw had become harder; mouth could only be opened the least bit; the point of the tongue could scarcely be brought between the lips. There

was profuse salivation. In the night temperature went to 104; and as patient was very restless and complained of violent pains in the throat, especially on swallowing, he was given *Merc. cyan.* in dilution, every few hours. Diphtheria was suspected, but an inspection was impossible.

On the following morning I was called to the bedside. Patient was no better, and the swelling under the jaw had increased in extent and hardness.

I found the posterior parts towards the left tonsil and the root of the tongue much swollen; and, thinking the swelling of the submaxillary glands of secondary consideration, I concluded it to be an attack of ulcerative tonsillitis. To alleviate the perforation I ordered hot cataplasmata around the throat and lower jaw, and gave hourly doses of *Merc. sol.* 30 in water. The following night was comparatively good; patient had perspired, and found several hours sleep. In the morning the fever had moderated. The swelling had increased in size and was as hard as a board, and but slightly sensitive to pressure. With these conditions the diagnosis of a simple angina suppurativa was rendered dubious, and it seemed to be a case of angina Ludovici.

The headache was more bearable. No appetite. As the pains still seemed to indicate *Mercurius*, the 200th was given, and the cataplastm continued. I was called again early in the morning, and the angina Ludovici had developed beyond a doubt. Temperature was taken hourly, and varied between 101 and 103. I prescribed *Arsenicum* 30, 10 globules in water, a teaspoonful every hour, and the hot fomentation continued. In the afternoon the earache ceased and the swelling seemed somewhat softer. At the evening's visit the temperature was 104. The headache was better, but patient felt very weak. *Arsenicum* 30, and fomentations were continued. Several hours later patient had a very violent shaking chill, lasting for several minutes. Pulse small and rapid, 126 to the minute. Earache and headache recommenced towards midnight; perforation occurred toward the buccal cavity. The expectoration was chocolate-colored, thin and foul smelling. This afforded great relief to the patient. The fever lessened from 104 to 100, the earache ceased, he could swallow with more ease, and speak more distinctly. He rinsed his mouth several times with water and inhaled hot steam. A great quantity of pus was voided per os during the night. Patient had great somnolence, and found two hours' sleep toward morning. On awaking he felt a great deal better,

and evinced some appetite. Fever was quite moderate. Pulse 96 in the morning and 92 in the evening. He voided large quantities of foul-smelling brown sputum during the day. The swelling on the neck had become decidedly softer and smaller. *Arsenicum* 30 was continued every two hours, as well as the hot cataplasmata. In the evening the headache recommenced on the left, but soon ceased. Patient slept several hours on a stretch, and felt much stronger on the morning of the 13th. Temperature was normal and there was no pain. The expectoration also changed for the better, and consisted mostly of normal pus devoid of smell. The swelling had softened altogether; only a small spot under the jaw was still somewhat hard. This also vanished next day; the suppurated expectoration ceased altogether. Medicine was continued, and with suitable care patient recovered so rapidly that on February 17, or on the twelfth day of his sickness medical attendance could be dispensed with.

Dr. Haupt, of Chemnitz, investigated the chocolate colored sputum and discovered large quantities of diphtheria bacilli, which justifies the assumption that angina Ludovici, which despite Homœopathic treatment, usually terminates fatally is a diphthritic inflammation of the cellular tissue of the neck, a condition which is rendered the more probable as it is met with as a sequel to scarlatinal piphtheritis.

It is known that our late colleague Schweikert succeeded in curing three cases of angina ludov., with *Anthracin* 9th and 30th, but with surgical interference, and after a siege lasting 13 resp. 20 weeks. As *Arsenicum* worked so nicely, I did not feel called upon to change for the isopathic remedy. I don't much like to publish clinical cases, but did so in this instance because Bæhr in his practice, after mentioning Schweikert's cures, expressed surprise that no one as yet had given *Arsenicum* in such cases, which seemed to be well indicated by the symptoms; and again because it affords a striking proof of the needlessness of surgical interference and of the efficaciousness of high potencies, for in this case suggestiveness is out of question, an insinuation much relished of late by the low potency men.—*From Allgem. Hom. Zeitung, November 10, 1892.*

WORLD'S CONGRESS NOTES.

As some of the profession may not fully understand the authority of the Congress, the following extracts from public documents will make the matter plain.

DEPARTMENT OF STATE,
WASHINGTON, *May 23, 1892.*

"One of the accompaniments with the President's invitation to the several foreign governments, issued in accordance with the Act approved, April 25, 1890, was the World's Congress Auxiliary to the World's Columbian Exposition. The purpose of its organization was fully stated, and among them it was proposed that a series of World's Congresses, to promote the objects in view was to be held in connection with the World's Columbian Exposition in 1893.

"The World's Congress Auxiliary," it added, "has been duly authorized and organized to promote the holding and success of such Congresses."

"I observe in conclusion, that a representative of the World's Congress Auxiliary, a few days ago, called at the department to learn whether it would be possible to send their pamphlets to all foreign governments, with a suitable instruction to our Ministers to present them to the governments, to which they were respectively accredited, as supplementary to the original invitation. Assurance was given that the department would gladly do so upon the receipt of a formal written request to that effect.

"I have the honor to be sir, your obedient servant,

"JAMES G. BLAINE.

"HON. JOHN SHERMAN,

"*Chairman Committee on Foreign Relations, United States Senate.*"

The Official Invitation to Foreign Governments to Appoint Delegates to all or any of the World's Congresses to be Held at Chicago, In 1893.

CIRCULAR.

DEPARTMENT OF STATE,
WASHINGTON, *June 13, 1892.*

To the Diplomatic and Consular Officers of the United States.

GENTLEMEN:—"The department is in receipt of a letter from Mr. Charles C. Bonney, president of the World's Congress Auxiliary, dated Chicago, the third inst. It states that in pursuance of the course indicated in the original announcement of the World's Congress Auxiliary, which was transmitted with the Act of Congress, approved April 25, 1890, and the President's invitation of January 14, 1891, extending to all foreign governments a cordial invitation to participate in the World's Columbian Exposition, to be held in Chicago in 1893, the work of the World's Congress Auxiliary has been organized.

"It is particularly requested that a convenient number of the most eminent representatives of the various departments of human progress, be

selected as delegates, to attend the respective Congresses. On receipt of the names of such delegates suitable, communications will be promptly forwarded to them.

"I am gentlemen, your obedient servant,

"WILLIAM F. WHARTON,
"Acting Secretary."

Under this authority, Hon. C. C. Bonney, President of the World's Congress Auxiliary, appointed J. S. Mitchell, M. D., chairman, and R. Ludlam, M. D., vice chairman, of the Committee on a Congress of Homœopathic Physicians and Surgeons.

Julia Holmesmith, M. D., chairman, Elizabeth McCracken, vice-chairman, of the Woman's Committee on a Congress of Homœopathic Physicians and Surgeons.

P. C. Majumdar, L. M. S., of Calcutta, India, editor of the *Indian Homœopathic Review* who wrote the history of Homœopathy in India for the Atlantic City Congress, will personally attend the Chicago Congress, and hopes to be able to give "a very cheerful account of the progress and advancement of Homœopathy in India."

Dr. E. T. Adams, a prominent member of our school in Toronto, Canada, will attend the Congress, and is taking an active interest in its success.

Dr. R. H. Bouerjee, who also sent a very interesting account of Homœopathy in India to the last Congress, writes that he will be present at the World's Congress in Chicago. Both Dr. Majumdar and Dr. Bouerjee are good English scholars, and will add greatly to the interest of these sessions.

Engagements for rooms at the hotel already made indicate that the profession will be well represented at the Congress. Rooms will be furnished during the week of the Congress at regular rates.

Address—Great Northern Hotel, Chicago, Illinois.

Addresses.

"The Homœopathic School and Public Health," R. Ludlam, M. D., Chicago.

"Historic Development of Homœopathy in Germany," A. Von Villers, M. D., Germany.

"The Further Improvement of our Materia Medica," Richard Huges, M. D., England.

"Homœopathy and Prophylaxis," P. Jousset, M. D., Paris.

"The Value of Specialties in Medicine," F. Park Lewis, M. D., New York.

"Bacteriology," A. Haupt, M. D., Germany.

"The Value of Efforts to Enlighten the Public on Homœopathy," A. C. Pope, M. D., England.

"The Relation of Adjuvants to Therapeutics," J. D. Buck, M. D., Cincinnati.

"Medical Education in the Homœopathic Colleges and Hospitals of the United States," I. T. Talbot, M. D., Boston.

"The Future of Homœopathy," J. P. Dake, M. D. Nashville.

"The Selection of the Homœopathic Remedy," T. F. Allen, M. D., New York.

"The Development of Medical Science Through Homœopathy," Martha A. Canfield, M. D., Cleveland.

Sections.

Gynecology, O. S. Runnels, chairman, Indianapolis.

Materia Medica, A. C. Cowperthwait, chairman, Chicago.

Clinical Medicine, Chas. Gatchell, chairman, Ann Harbor.

Obstetrics, T. G. Comstock, chairman, St. Louis, Mo.

Surgery, H. C. Van Lennep, chairman, Philadelphia.

Ophthalmology and Otiology, A. B. Norton, chairman, New York.

Pædology, Emily V. Pardee, chairman, Hartford.

Mental and Nervous Diseases, Selden H. Talcott, chairman, New York.

Laryngology and Rhinology, H. F. Ivins, chairman, Philadelphia.

PASSIFLORA INCARNATA.

By Dr. F. A. Wheeler.

From a paper, read before the Chicago Academy of Medicine and published in the *Medical Era*, of Dec., 1892, we extract the following concerning *Passiflora*.

"It is a neurotic, anti-spasmodic, soporific, anodyne and sedative. It has special action upon the ganglionic cells of the gray matter of the cord.

"It exerts a special influence over the ganglia of the thorax, pelvis and abdominal regions, and generally quiets the excitement of the medulla oblongata.

"In insomnia it acts like a charm, without any unpleasant after-effects. It is valuable in neuroses, and reliable in tonic

spasms which are present in a great number of cases of spinal meningitis, and it will prevent clonic spasms.

“In the nervous affections following congestion of the cord and ganglionic centers, it produces a quieting effect not produced by any other remedies, in the rapid, irregular respirations, due to irritation of the medulla. It is a specific in pains of the heart, when there is a great fear of immediate dissolution and constant fear of death, with an irregular pulse.

“In the irregular pains of pregnancy its action is sure.

“In dysmenorrhœa its action is decisive and pleasing, tiding the patient over the menstrual period with comfort.

“In facial neuralgia, and neuralgia of the fifth pair of nerves, it is very useful.

“In insomnia, from over-indulgence in alcoholic beverages, it acts like a charm, given in full doses every hour until rest is produced. It relieves innervation of the nerve centers—sympathetic innervation especially so in epilepsy, given at night when nightly attacks occur.

“In enlarged prostate, through its action upon the ganglia of the pelvis, it exerts a special action.

“In spasms of children you will be more than pleased with this remedy.

“In the middle stages of typhoid fever, in the initial stages of scarlet fever, where the great restlessness of the patient is so trying to the physician and friends.

“I have here presented quite a number of different manifestations in which the remedy is indicated, all depending in a greater or less degree upon the same conditions. They are only given as pointers, as it were, showing the large number of different manifestations, depending upon the same parts at fault in which it is admissible by its action upon these certain parts of the nervous system, by either not performing their functions or from an over action. We have in this remedy an equalizer that draws the line, as it were, by securing what the physician seeks: tranquillity of mind, of motion—rest, quietness; without depression of the circulation or nervous system. The more you use it the greater field you find for its action.”

In his preliminary remarks Dr. Wheeler says that the first mention of this remedy that he finds is in Scudder's Specific Medication. If we mistake not, the credit for rescuing this important remedy from oblivion belongs to Dr. E. M. Hale, who incorporated the experience of Dr. Lindsay, of Bayou Gros Tête,

La., concerning it of over fifty years ago, in his *New Remedies (Therapeutics)*.

In the discussion which followed the reading of the paper, Dr. Tooker said "I have a case to report in which I used the remedy for nervous cough, in a lady that had resisted everything. I had given *Phosphorus Hyoscyamus* and *Belladonna*. I gave her *Passiflora* the first day I got it, and in a couple of days afterward she reported at the office. She took five drops and woke up at three o'clock in the morning with great relief. She has since experienced great relief from her nervous cough, which was persistent and troublesome, through its use."

CALENDULA.

By H. Michener, M. D., Halsey, Oregon.

Calendula (Garden Marigold) is a plant worthy of better recognition than it now receives, and it is for this reason, I write this article.

It is a common garden plant, the rich, golden-yellow flowers being familiar to all, with a feeble aromatic smell; its leaves when chewed having a somewhat disagreeable taste. Its medical properties are extracted by alcohol or by water. King says (Am. Disp.): "It is slightly stimulant and diaphoretic. Used for similar purposes with saffron." "Probably overestimated." Dr. Wm. J. Clay, Monroeville, O., writes, "As a local remedy, after surgical operations it has no equal." It is of its local use I wish to call attention.

In cuts, bruises, lacerated wounds, if kept continually wet with *Calendula*, you need not fear suppuration.

I have used it in gangrenous ulcers with happy results. In old, indolent ulcers with enfeebled conditions of the capillaries there is nothing better. Keep them wetted with a dilution of *Calendula*, s. m. one pint, water, three parts, and give internally, *Calendula*, s. m. $\bar{3}$ 1, water, $\bar{3}$ 4. Teaspoonful every four hours, and you will be surprised at the rapidity with which the ulcer will heal.

I sometimes use 4. *Calendula*, s. m. $\bar{3}$ 1; sugar of milk, $\bar{3}$ 1; mix, dry over water bath, rub finely, and use as a dry dressing for sores. Used with an insufflator in suppurative otitis after cleansing ear with warm water, there is nothing better.

After surgical operations, used as a wash, union occurs by first intention.

After opening abscesses, thoroughly wash out with a solution of *Calendula*, and you will have no further trouble. It prevents cicatrization, hence is useful after burns and scalds.

I recently treated a child which had a frightful scald on side of face and neck. I told the parents that there would probably be considerable deformity. We kept it wet with *Calendula* solution, increasing the strength as the child could bear it, and recovery was attained without deformity and without scar-tissue.

In ulcerative skin diseases, eczema, etc., it is most excellent either in solution or in powder. In vaginitis, endocervicitis used as a vaginal wash, or applied on cotton tampons, it will give great satisfaction. I have obtained excellent results from it in gonorrhœa and non-specific urethritis.

In fact its topical use is unlimited.

I am now treating a case of mercurial stomatitis which "has been the rounds" for four years. I use *Calendula* internally and as a mouth wash, with favorable progress. The patient says the first week of treatment gave her more relief than she had experienced for years.

I trust that our physicians will make greater use of this remedy, and report thereon. If they will use it they will soon find no use for the poisonous antiseptics and stinking powders which are now used.

I have not mentioned near all its uses, but when one has commenced using it he will find its use unlimited.—*Dr. H. M. Michener, Halsey, Ore., in California Medical Journal.*

Succus Calendulæ is the best form in which *Calendula* is obtainable. It consists of the juice of the flowering plant with just sufficient alcohol added to prevent fermentation. The success attending its use has been marvelous.

"As an evidence of the health-giving properties of the *Saw palmetto*, it may be mentioned that during the "off years," when the fruit is in season, every species of animal becomes fat—even poultry. During hard winters, animals and poultry stand the cold better and remain in good condition when they have access to this article of food. * * * It is in whooping

cough, bronchitis, etc., where the marvelous power of this remedy manifests itself; it seems to modify in a remarkable manner the progress of pertussis. Much has been written lately upon the efficacy of *Saw palmetto* in diseases of the bladder, prostate, etc., which I can most positively endorse, relief being often afforded from the local application of the tincture within an hour, while the urine is fully impregnated with the odor of the drug."—*Dr. S. F. Dupon, Fort Harrack, Ga., in American Therapist.*

A CORRESPONDENT of *Daniel Texas Medical Journal*, a Dr. Doering, of Chicago, writes in the following bilious style of his brethren of the "regular" faith: "They are the most fanatical worshipers of their chosen code—the almighty dollar. They would sell their birthright for a mess of pottage, and prostitute their professional honor for a paltry fee. Upon the prospect of a consultation fee you will find them ever willing to meet Homœopaths, Eclectics, abortionists, and quacks of all description in consultation. In consultation with physicians, you will always find them ready to agree with you in the consulting room, but to the family express in a tender and gentle manner their misgivings of your management of the case, and perchance in a little while you may find them in charge of the patient, particularly if you are a young physician without influence or friends. No opportunity is missed by them to see their names in the public prints, always anxious to be interviewed on any subject, the source of considerable income to the impecunious newspaper reporter. You may look for their names in testimonials endorsing anything under the sun, from salad dressings to yosilante underwear, anything, everything, provided only the testimonial be given wide circulation, especially in the daily press, with all their titles in full."

And yet the "regular" wants all power given unto him.

"IN delirium tremens, and in the insomnia following the excessive use of alcoholic stimulants, it [*Passiflora*] acts like a charm. It should be given in full doses, say one teaspoonful every two hours, until the desired result is obtained. It is valuable in fretful teething children; use it both internally and as a

local application to the swollen gums. My colleague, Dr. Brower, uses it in spasmodic incontinence of urine, especially in those cases where the patient is very nervous and complains of a burning sensation when the urine is voided. He also commends it very highly in the treatment of cerebro-spinal meningitis."—*Dr. H. M. Hennel, in Ec. Med. Journal.*

PHYSICIANS AND PHARMACISTS.

Dr. Thos. G. Davis writes to the *Medical News* on the old topic of the relation of physicians to pharmacists, as follows: "So many articles have appeared in the medical journals charging pharmacists with incompetency, substitution, extortionate charges, illegitimate sale of patent medicines, counter-prescribing, etc., that I feel that there are two sides to the question. I believe that physicians should carry and dispense at the bedside such remedies as are at the time necessary, not because the Homœopath does, but that the patient should receive relief as soon as possible, in this way saving much suffering and oftentimes life; while the writing of prescriptions should be reserved for medicines that are to be used for a longer time and in greater quantity.

"Most of the pharmacists of to day are educated men, and their skill enables physicians to use and dispense their remedies in a convenient and quickly-acting form. How many physicians graduated during the past ten years from the various medical colleges could be trusted to prepare and dispense the medicines used in ordinary practice? Few indeed, unless they had previous pharmaceutical training. The knowledge of *Materia Medica* and chemistry required of graduates in pharmacy is far greater than that required of graduates of medical schools, while the *practical* pharmacy taught at medical colleges is indeed insignificant.

"If physicians are to be dispensers of medicine, not only should a preliminary course in physics and chemistry be required, as suggested in your editorial of July 30, 1892, but a more thorough training in pharmacognosy and pharmaceutics should also be given before the teaching of therapeutics is begun, extending the course even to five years if necessary, as advised by the late Prof. S. W. Gross—for such knowledge is more essential

to the physician than a knowledge of German and French, although I would not decry these.

“Regarding extortionate charging, no man who expects to continue in business will charge more than his neighbor, or more than a fair value for his goods. In my experience as a pharmacist during eleven years I found that the fault finding and charges of substitution came from physicians, as a rule, who were so grossly ignorant of the “tools they work with” that, being disappointed in the use of a prescription, copied perhaps from some formulary, they sought to cover their ignorance by crying ‘fraud.’

“When medical colleges shall teach the requisite amount of physics, chemistry, pharmacognosy, and pharmaceutics to fit their graduates to dispense medicines, then the teaching professors in our medical colleges will not so severely criticise a State Board of Examiners that asks “How is *Phosphoric acid* prepared,” or “Give the specific gravity and physical properties of *Chloroform*.”

“Regarding patent medicines, I do not believe that many pharmacists handle them from choice, but from necessity. I would not altogether condone this fault, but how could they otherwise fill prescriptions and orders, as I have had to do, for Ayers’ Cherry Pectoral, Jayne’s Vermifuge, and even Humphrey’s Specifics, sent by members of County and State Medical Societies, to say nothing of the semi-proprietary “formula on the bottle” mixtures daily prescribed by physicians.

“It is actions like these that discourage and antagonize the true pharmacist, who should be our friend and ally; and I do not wonder that at times he thinks he can prescribe as well as some of his medical acquaintances. Do you?”

I. H. A., VETERINARY TALK.

Dr. Taft: Last summer before going to Richfield Springs, one of my patients asked me what he should do if his horse had the colic while I was away. I told him that while there was no such such thing as a specific for all cases of colic, I would do the best I could, and I left him a bottle of *Colocynth* pellets. The horse did not have the colic at that time, but sometime after I got back he did have the colic and the *Colocynth* did not help. I was sent

for and watched the animal for some little time. I noticed that when a paroxysm of pain came on the horse would rise and kick the stall angrily. I gave *Nux vom.* and cured him very quickly. My own horse had the colic twice, very severely. The stable man sent for me each time, and *Colocynth* did very rapid work; so much so that the stableman asked for a bottle of that medicine. But I knew there must be something wrong with the animal to have colic twice in succession. I remembered that for a few days before each attack instead of walking up to the hitching post, as usual, she would stand out in the middle of the road, and look for all the world like a stubborn child. I gave her *Nux vom.* and she has never had colic since.

Dr. Long: Has any one in the room ever cured a horse of blood or bone spavin?

Dr. Kimball: I had a case in my own horse, where the swelling appeared at the side of the hock of the hind leg. Without my knowledge, the liveryman blistered it and the horse showed signs of going lame, and then when she got warmed up she would go all right. I gave her *Rhus* which helped, and afterwards *Phos. acid.*, which cured.

Dr. Farley: I have used *Colchicum* in attacks of rheumatism in horses, and also *Thuja* where the covered parts would sweat, both with success.

Dr. Taft: I had a case of a horse that was hurt with a nail. The veterinary said it would die. I asked for the privilege of giving medicine, and gave it *Ledum*. There was a person in the family who was taking lessons in Christian science, who treated the horse at the same time. I do not know which deserves the credit, but the horse was cured.

Dr. Wesselhoft: I cured a mare of what is called poll evil. A veterinary told me that it was a disease that is never cured. I found a sore, about three inches back of her ears, discharging pus. They told me I had better kill the horse. I did cure her however. I put her into another stable, with directions to give her a powder of *Silicea* 200, about once in two weeks. I saw the mare again in six week. The man around the stable said, "this mare is getting well." I stopped the medicine, and she was entirely well in three months. She died last year at the ripe age of 33. She made no change in the position of the head, and showed the sore only by a small depressed cicatrix on the left side of her head. The pus was very offensive.

Dr. Kent: There can be no disputing these cures on the

horse, and nothing proves so satisfactorily the genuine action of the potencies as these results on the dumb, unthinking animal. There is a trouble with the horse that is not very infrequent; the farriers call it the blind staggers. It seems to be a form of vertigo. When the horse, which I treated, warmed up a little he would tremble and stagger, and seem perfectly blind. I administered a dose of *Sulphur*, which relieved him for a time only. Another dose was given him, and it came back. The horse developed a quarter crack, which is a sign of defective nutrition. This lead me to give a dose of *Graphites*, which cured both conditions. Not long ago I treated a horse for chills. The chill came on at irregular intervals, about three or four or five in the afternoon. For these irregular chills I gave *Arsenic* 73m. I had to let the horse have several chills before I ascertained that *Arsenic* was the remedy. Of course we are compelled to prescribe on very meager information in these cases. I have seen, during the last year, a tumour as big as my fist drop off from a single dose of *Thuja*. It took about four weeks. Of course I am talking of horses; it was on a horse.

Dr. M. Powel: A horse was troubled with a severe itching eruption over the whole body. It roughened the hair and then made it drop off. There was also a wart on left hind leg. I administered *Sepia* 200, several doses, giving it twice a day. The eruption disappeared and also the wart.

Dr. Kent: There is a disease known as pointing, in the horse. When the horse stops there seems to be some sort of soreness in the shoulder, and the foot will be pointed outward. I have cured that condition a number of times with *Ferrum*.

Dr. Bell: Horses coming from the country to Boston almost always get a fever, with a cough, profuse catarrh and swelling of the glands in the neck. The remedy is *Silicea*; it cures them in almost every instance.

Dr. Jamieson: I had a little experience in the animal line with a sick cow. She had a high fever, eyes injected, respiration rapid. I gave her *Bell.* 200, every two hours. The owner came in the next morning and said there was a change for the better about midnight, and in the morning she was up and well.

Dr. Baylies: Some months ago my horse was brought up with a loose shoe. The horse was confined to stable on that account. When I took him out I found he limped. In a short time he walked, and then stopped. I had great difficulty in getting him back to the stable. I sent for a veterinary. Before

he came the horse was dragging himself about the stall with the hoofs flexed. The region across the hip was very much swollen and he was plainly in great agony. He would lie down, raise himself and drop down again. If I had been sure of the indicated remedy I should have attempted the case myself. The veterinary gave him *Aconite* and *Aloes*. He called it azoturia. The urine had a high degree of concentration. The horse recovered.

Dr. E. E. Case: I was unfortunate enough to have five cases of scarlatina in my house. I had to destroy the bedding. I put it in a wagon, took it away from the house and destroyed it. About five days later the horse was taken sick. He actually seemed to have scarlet fever. I treated him and he recovered. The hair came off and the cuticle peeled as in the desquamation of scarlatina.

Dr. James: The horse of a patient of mine, who was a strong Homœopath as far as himself and wife went, was put in the hands of a veterinary. The horse was sick from a cold taken while driving, or rather from standing after driving. He called in a veterinary. He sent for the Dean of the veterinary department of Pennsylvania. He said that as a horse was ten times heavier than a man he required ten times the dose. He accordingly gave him 250 grains of *Quinine*, and at the third dose the horse fell dead in the stall.

Dr. Sawyer: Somebody asked whether there had been any cures of spavin. There have been several cures to my knowledge. A man whose wife was sick told me "he could like Homœopathy if there was not so much faith required for it." I noticed that his horse had some ugly fistulous openings, and asked him if he thought his horse had much faith, and told him I could cure his horse of those fistulous openings. I gave three powders of *Silicea* and they got well.

Dr. J. H. Allen: We have a great many fine horses in Indiana. It is a great place for blooded stock, and there are many large stock farms. In every one of them they use Homœopathic specifics and they seldom lose a horse from sickness.

Dr. W. L. Morgan: About four years ago the stableman came after me saying my horse was very sick. I found the horse's head stuck out straight and the jaw swollen. He could not get his head to the ground. On inquiry I found that a horse in the same stable was having pink eye, and was under a veterinary. I gave *Bell.* 200, on the horse's tongue and put him in a

box stall. In the evening I went to the stable again, and I saw the horse was beginning to want something to eat. We gave him a little green grass and he ate. Next morning he was in condition to use.

Dr. Rushmore: A valuable cow in some way got loose in the stable, and thus had access to the ground feed barrel. When my attention was called to her she was lying prostrate on the ground. Eyes dull, tongue stretched out of the mouth and cold. I placed a few tablets of *Carbo veg.* on her tongue and she got well. I would not have risked a dollar on her chance of recovery.

Dr. Kent: I have just one dog story. The dog belonged to John Belcher. This dog became too much interested in a cow that was going through the process of labor. The dog persisted in his attentions until the cow turned on him and hooked him through the hind leg. It was a punctured wound, and stiffness followed its healing, so he was no longer able to pose as a ten thousand dollar dog. It seemed to be chronic stiffness and induration. I sent a dose of *Ledum*, which restored him to usefulness and his proper place as a prize dog. I understand his price has risen since.—*From Medical Advance.*

BOOK NOTICES.

A Manual of the Practice of Medicine. Prepared especially for students. By A. A. Stevens, A. M., M. D., of University Pennsylvania. 501 pages, 12mo. W. B. Saunders, Philadelphia, 1893.

This book no doubt represents in a condensed form the latest in regular practice. Opening the book, for typical treatment, we find, for croupous pneumonia, in the stage of congestion *Veratrum viride*, three to five minims every hour until the pulse softens "is a valuable remedy." In consolidation of the right ventricle, ten drops of the tincture of *Digitalis* every two or three hours, and if the stomach won't take it administer the drug hypodermically. "*Strychnia* (gr. $\frac{1}{30}$) is also of great value as a cardiac and respiratory stimulant." "*Ammonia* is useful in some cases." In mild cases *Quinine*. Also in some robust cases venesection. Pain may be relieved by *Opium*. Delirium:

Bromide of Potassium, Hyoscine, Musk or Camphor; internally, *Pyrexia antipyrin*. Tonics in convalescence, *Iron, Quinine, Strychnia* and *Cod liver oil*. Delayed resolution, small blisters or *Iodide of Potassium*. That is an outline of the purely medical treatment taught by Dr. Stevens for the coming race of doctors. In gout the venerable *Colchicum*, heads the list, followed by many others. In yellow fever "*Carbolic acid* or small doses of *Calomel* may be given internally." And so the treatment goes. The book excellently presents the practice that it sets out to present, but whether that is worth anything is another phase of the subject.

"**The Physician's Visiting List,**" for 1893, P. Blakiston, Son & Co., Philadelphia, has been received. This is the forty-second year of its publication. Any one wanting a small, neat "regular" list cannot do better than to take this list.

Medical Matters Mentioned in Jest. By Selah. One hundred illustrations. Chicago. Era Publishing Company. 1892. 29 pages. 50 cents net.

A collection of jests on medical subjects reprinted, we believe, from the *Medical Era*. They run about this way:

"Look, George, there goes another of those confounded kodak fiends."

"Shut up, Bob, he'll hear you. That's a Homœopathic doctor with his medicine case."

Or this way:

"I don't exactly understand the case, but I'll tell you what I can do."

"O, what can you do, doctor?"

"I can throw the young one into fits, and I'm lightning on fits." Each jest is illustrated by a small wood cut.

A Manual of Medical Jurisprudence and Toxicology. By Henry C. Chapman, M. D. 237 pages. 12mo. Cloth. \$1.25 net.

This manual consists of a course of lectures delivered by Dr. Chapman during the session of the Jefferson Medical College, 1891 and 1892. The book contains, perhaps, as full a presentation of the relation of medicine to law as the average practitioner cares for.

- Gynecology.** By G. W. Bratenahl, M. D., Assistant in Gynecology, Vanderbilt Clinic, New York, and Sinclair Tousey, M. D., Assistant Surgeon, Out-patient Department, Roosevelt Hospital, N. Y. \$1.00.
- Practice of Medicine.** By Edwin T. Doubleday, M. D., Member of N. Y. Pathological Society, and J. D. Nagel M. D., Member of N. Y. County Medical Association. \$1.00.
- Anatomy.** (Double Number.) By Fred. J. Brockaway, M. D., Assistant Demonstrator of Anatomy, College of Physicians and Surgeons, New York, and A. O'Malley, M. D., Instructor in Surgery, New York. Polyclinic. \$1.75.
- Histology, Pathology and Bacteriology.** By Bennett S. Beach, M. D., Lecturer on Histology, Pathology and Bacteriology, New York Polyclinic. \$1.00.
- Diseases of the Eye, Ear, Throat and Nose.** By Frank E. Miller, M. D., Throat Surgeon, Vanderbilt Clinic, N. Y., and James P. McEvoy, M. D., Throat Surgeon, Bellevue Hospital, Out-Patient Department, New York, and J. E. Weeks, M. D., Lecturer on Ophthalmology and Otology, Bellevue Hospital Medical College, New York. \$1.00.
- Diseases of Children.** By C. A. Rhodes, M. D., Instructor in Diseases of Children, N. Y. Post-Graduate Medical College. \$1.00.

The foregoing works belong to "The Students Quiz Series" published by Lea Brothers & Co., of Philadelphia. They cover the ground indicated by their several titles very effectually, and are the latest published. Printing and binding good.

A Laboratory Course in Medical Chemistry. By Eugene H. Porter, A. M., M. D., and W. S. Pearsall, Ph. B., M. D. New York. 1892.

Dr. Porter is Professor of Medical Chemistry at the New York Homœopathic Medical College, and Dr. Pearsoll Laboratory Instructor. Their book has no preface, has fifty large 8vo pages and is interleaved. There are six lessons on inorganic chemistry and eighteen on organic chemistry. It is an excellently arranged work for the students of the New York Homœopathic Medical College.

Homœopathic Recorder.

PUBLISHED MONTHLY BY

BOERICKE & TAFEL,

1011 Arch Street,

Philadelphia, Pa.

SUBSCRIPTION, \$1.00 PER ANNUM.

Address communications, books for review, etc., for the Editor, to E. P. Anshutz, P. O. Box 921, Philadelphia, Pa.

Messrs. Boericke & Tafel have sent out the following, which explains itself:

Notice of Change of Partnership!

DEAR SIR :

We beg leave to inform you that on this date (January 1, 1893), a change has been made in the partnership of our firm. Mr. F. L. Boericke, heretofore resident partner at New York City, retiring, having disposed of his entire interest and good will to the remaining partners.

The firm will continue under the same name as in the past; and, retaining the entire stock of medicines, books and goods, together with the pharmacies at Philadelphia, New York, Chicago, Baltimore, Pittsburg and Cincinnati, will be prepared promptly to fill all orders as in the past.

Soliciting a continuance of your esteemed patronage and wishing you the compliments of the season, we remain,

Respectfully yours,

BOERICKE & TAFEL.

A. J. TAFEL,

F. A. BOERICKE, M. D.,

A. L. TAFEL.

Philadelphia, Pa., January 1, 1893.

Do not fail to send in your subscription to the RECORDER for 1893, for the journal will be worth the money—\$1.00. It will be published monthly hereafter, instead of every other month, as in the past, but no advance is made in the price. One dollar is a small sum to pay for a journal that will keep you informed of the events in the book world, of the new drugs, provings, etc. The provings and papers by Dr. S. A. Jones, begun in this number, on *Lappa Major*, alone will be worth the price of the RECORDER for the year, to say nothing of the many other valuable original papers, translations and selections. Address all subscriptions to Boericke & Tafel, 1011 Arch street, Philadelphia, Pa.

ATTENTION is called to the revised book catalogue in this issue. The price of each book, less discount, if any, and plus postage, is now given, and buyers may know to the cent what amount to remit for a book if it is to be sent by mail, or what he will have to pay for it if bought in person. Some of the books are sold to physicians at 20 per cent. discount, others at 10 per cent., while still others are sold without discount. The new catalogue in this journal gives the exact price of each work. The *Descriptive Catalogue*, 88 pages, mailed free by any of the Boericke & Tafel pharmacies, gives full particulars of each work, its scope, aim, character, together with press comments.

DR. A. B. NORTON'S new work, *Ophthalmic Diseases and Therapeutics*, is a decided success. The press notices from all quarters are very flattering, and from what we hear of the sales, it may be inferred that the new work is being accepted as the proper text-book in the Homœopathic treatment of diseases of the eye. The tendency seems to be towards treating these diseases from without, when according to Homœopathic philosophy, the treatment should be from within—by medicine. Dr. Norton's work will give a stimulus in this direction. He by no means ignores the external treatment in such cases as require it, but more than any other writer lays greater stress on medication. Careful study in this direction will yield rich returns. The *North American Journal of Homœopathy* says of the book in question: "To the Homœopathic physician this work will prove of great value. It is a well considered, well written and well arranged volume, and will win its way by its merits." Also, "The book is not theoretical, but practical. It does not

mention all the misty speculations indulged in by would-be specialists, nor does it burden its pages by obsolete or uncertain methods of treatment. It devotes special attention, as it ought, to the Homœopathic treatment of diseases, and here it draws upon a wealth of material that renders its suggestions particularly valuable."

A NEW edition of Dr. Holcombe's perennial, *How I Became a Homœopath*, has been struck off. No better Homœopathic missionary pamphlet was ever written. It is both entertaining and convincing, and if one wants something of this sort to put into the hands of a friend, he cannot do better than to give him, *How I Became a Homœopath*. The price is 15 cents, or \$1.25 per dozen.

DR. BURNETT's last book, or monograph, *Ringworm*, is an extension of the lines laid down in his now famous work, *The New Cure of Consumption*, and those interested in the latter work will welcome the new book. It contains many new ideas that will not come amiss to the progressive practitioner. He may find no use for them at once, but sooner or later the time will come when he can apply them, perhaps much to his credit as a physician.

SLOWLY but surely that bedrock book of Homœopathic Materia Medica, Father Hahnemann's *Materia Medica Pura*, is disappearing. Some practitioners have "no use" for this "antiquated" book; others, while not neglecting the newer books, nevertheless prize it beyond all others. These differences depend on the point of view. Where the word Homœopathy stands for immutable Law, the *Materia Medica Pura*, and the *Organon*, will never be regarded as antiquated, but where the word stands for progress, or the superseding yesterday's practice by something better to-day, there, naturally, these books are "back numbers." The question, which view is correct does not enter here.

ANOTHER book whose acceptability depends on the point of view is the *General Symptom Register*. In one large, but compact volume, well printed and well bound, are gathered all the symptoms of the great ten-volume *Encyclopadia*. A little study will enable one to grasp the admirable plan of the work and then

the whole field is practically at command. If a man does not believe in symptom hunting, the book is of no use to him; if he does, it will prove a treasure. As a specimen: 17 of the 1330 pages are taken up with "dreams." Whether these are mere illusions, or not, is a question, but the fact is that here they are, a most curious collection, and if any one wants them he can find them nowhere else. Nine pages are taken up with "delusions"—nine very queer pages, recounting the delusions produced by the drugs, or, if you prefer it, imagined, by the provers. Perhaps in the case of a patient with a "fixed idea" something of use might be gathered from "these delusions." The *Symptom Register* is the giant of repertories.

THE great *Cyclopædia of Drug Pathogenesis*, under the able editorship of Drs. Hughes and Dake, has been at last finished. The work of the editors has been most conscientiously performed on the lines laid down in the beginning, and what a herculean task it has been! But, to judge from the preface to the fourth, and last volume, the medical public are not buying it any faster than it did the *Encyclopædia*. "We have been fed," say the editors "with peptonized food, and clothed in 'shoddy,' till perhaps our digestive power has failed through disuse, and we hardly value true broadcloth when we see it. Only thus can the editors account for the difficulty found by the treasurer of the American Institute, in obtaining purchasers for the four hundred copies of each part subscribed for by that body. They can but trust that the *Cyclopædia* may itself, in time, excite a healthier taste, and that then a sound pathogenesis will lead to more intelligent, more satisfying and more successful practice." While there can be no reasonable doubt that every symptom in the book is the result of the drug action, nevertheless, it totally ignores a host of old Homœopathic landmarks. It is this fact, perhaps, that makes sales so difficult. Take, for instance, *Hepar sulph*. Two pages and a quarter are given to it, and these are devoted to five poison cases. The provings are mentioned in five lines. It may be that they deserve no more, but—it will be difficult to convince the Homœopathic public of that. But even those who object to this heroic cutting away of the *Materia Medica*, will find in the *Cyclopædia* a vast amount of matter of great value.

The Boericke & Tafel pharmacies subscribed for one hundred sets of the work, and now offer those remaining at the following

rates : Sixteen parts, unbound, \$14.00 ; bound in four volumes, cloth, \$16.50 ; bound in four volumes, half morocco, \$20.00.—The work will be sent, expressage prepaid, on receipt of price.

ATTENTION is called to the De Hahn Peroxide of Hydrogen.. It is made by one of the skilled chemists of Europe, is fully equal, if not superior to any in the market, and sells for a lower price, *i. e.*, 65 cents per pound. Time was when this medical agent sold for almost fabulous prices, but that day has passed.. It is imported direct by Boericke & Tafel.

“TAKE Bowditch’s splendid trumpet words to the graduating class of Harvard medical school, in those powder-blackened days of ’63, . . . Wasn’t he an old-school doctor, you ask? Douglas, if you don’t want me to make remarks unfitting this season of peace and good will, don’t ask me such a question as that! If there’s anything that rips my amiability open at the seams, it’s to have doubtfully asked of some great soul—but he was old school?—but he was an Englishman? Good Lord! Has America, or has Homœopathy, or has any nation or creed on earth a patent on great souls or great words, that we shouldn’t joyfully and reverently welcome them, even if they don’t flower from seed planted in our own back yards?”—*New England Medical Gazette.*

But, after all, Douglas, your question remains : Is a great soul who scorns *Similia* and prescribes *Quinine*, *Calomel* and *Antityrin* a safe man to turn loose in a sick room?

“IN our opinion the only policy of Homœopaths is this : First, let us make ourselves as perfect as possible in the practice of our art for the benefit of the public. Second, let us, after the manner of the Homœopathic League, do all we can to enlighten the public as to what Homœopathy is : the public are the masters of the profession, and will one day have a good deal to say about the education of Dr Mitchell Banks’ “lad.” Thirdly, let us, whilst admitting individual Allopaths to even terms of professional intercourse, accept no patronage from one or any of them, and take not the smallest trouble to bring about a reunion. To accept patronage from Allopathy is to condone its stupidity ; the only union possible is the union which must come when its education is sufficiently far advanced.”—*Homœopathic World.*

“THIS preparation [*Tuberculinum Heathii*], which is totally distinct from Dr. Koch’s, was made by Dr. A. Heath, in 1883. It is a purely pathological preparation, in which the *Bacillus Tuberculosis* was found. It is the *same* preparation with which Dr. Burnett made the celebrated cures mentioned in his book, *Five Years’ Experience with the New Cure for Consumption*. The remedy is called by him *Bacillinum*. Since the publication of this book the remedy has been used by Allopathic and Homœopathic physicians in all parts of the world, and its effects have been remarkable.”—*Homœopathic World*.

THE *Homœopathic World*, December, 1892, makes the following comments on Faulkner’s Visiting List and Repertory: “This well-known visiting list, now in its second edition, is a visiting list and a good deal more besides. It is prefaced by an admirable repertory of 89 closely but clearly printed pages, in which the feeblest memory may find the needful help in times of emergency; and in addition to the repertory there is provision made for a prescription record, so that the visiting list becomes a case-book in miniature as well. The left-hand page is devoted to the daily engagements of the week; and the page facing it is arranged so that the prescription of each patient on each day of the week may be entered. The diary is undated, so that it may be commenced at any date required. At the end of the book are a number of blank pages for the entry of notes of cases. Altogether ‘Faulkner’s Visiting List’ is a most useful companion for the bedside.”

The List is “perpetual” (may be opened at any time), elegantly bound, and sells for \$2.00; or without repertory, \$1.50.

EVERY one looks for cholera next summer, notwithstanding quarantine and fumigation, and the people should possess some knowledge of the proper treatment before the trouble begins. The *Medical Current* says of a recently published little book for this purpose—*Safety in Cholera Times*: “One of the best little works ever issued to put in the hands of your patients. The directions are clear, concise, complete, and it is written in language that is readable even to the practitioner. The excerpt of Dr. Holcombe’s is worth the price of the little work, and if placed in the hands of intelligent people will add converts to our school. It is attractively gotten up, and has no cheap work about it from beginning to end.” The price is 50 cents; by mail, 54 cents.

The Argus neatly says of Dr. Yingling's *Suggestions to Patients*: "Books from the physician's side of a case, how he should deport himself, how make himself master of it, are plentiful enough, but this little work makes the point of view from the other side—that of the patient. It tells him in a plain, brief, practical way, how to treat his doctor, and what his doctor ought to know, how his words and actions may best help his own recovery. It is a patients' educator, as a patient; and if distributed with that end in view, it must go far to relieve the busy physician of some special annoyances and loss of time and temper."

These "Suggestions" come in bundles of 25, and sell for 50 cents per bundle. They are leaflets of 16 pages, stitched, and fit in an ordinary envelope without folding, and will go in a letter without extra postage. They will save a great deal of writing and talking if given to patients.

MR. J. B. ZIMMERMAN writes, "my *Substitute*, and No. 4 food, cannot now be equaled in the world." The "substitute" is "Substitute for Mothers Milk," and the No. 4 a food for dyspeptics and sufferers from indigestion. On this food, it is claimed, that a complete and radical cure of these distressing complaints often results. As drug cures are sometimes not readily made, perhaps chronic cases may be benefitted by this food, or at least, be enabled to eat without suffering, so long as they stick to No. 4 food.

THE following dispatch clipped from a daily paper, and dated "New York, December 22," is suggestive: "An important scientific fact is disclosed in the death of several guinea pigs that were inoculated with milk from cows, having tuberculosis. The milk was taken from cans direct from the farm, being intended for wealthy families, at 14 cents a quart. A few days after being inoculated with the milk, the pigs developed tuberculosis symptoms and soon died. The diseased cows were killed, and it was found that the pus from the abscesses drained into the milk glands and contaminated the milk. Dr. Cyrus Edson says of the matter:

"The disease is intensely contagious. More children die of tuberculosis than of any other disease. As milk is almost the sole food of children and the principal food of invalids, the danger from tuberculous cows is very great."

What is to be done? The simplest way out of the danger is to use the Romanshorn Milk, which is both condensed and sterilized. It is Swiss milk, and the cows producing it are kept under strict surveillance to prevent just such cases as the New York Health authorities have discovered. Next the milk is sterilized—all germs, should any exist, being thereby killed—and finally it is condensed milk, pure milk, nothing more; no sugar, no chemicals, nothing but rich, pure milk. Children fed on it, usually pick up health and strength amazingly.

THE Minneapolis *Homœopathist Magazine* says: "We must refer again to the Homœopathic Bibliography of Dr. T. L. Bradford, for it is a book that should be on the waiting-room table of all Homœopathic physicians, as instanced by the remark of one of our patients: 'Why, doctor, I had no idea that Homœopathic physicians had ever written so many books, or that the old school had so many times written articles denouncing Homœopathy until I looked over this book.'"

"WHERE Hahnemann has proved any substance, let the teacher begin with his article upon it in the *Materia Medica Pura*, showing the book to his students, and encouraging them to consult and one day to obtain it. How few practitioners, how few writers on and expounders of *Materia Medica* (tell it not in Gath!) possess this work of the Master, or have ever seen it!"
—Richard Hughes, M. D.

This grand word is *not* stereotyped, and some day, not far distant, will be out of print.

DR. NORTON'S new work, *Ophthalmic Diseases and Therapeutics* (pp. 355, 8vo, cloth, \$3.50, net; by mail, \$3.77; half morocco, \$4.50; by mail, \$4.77), has met with a most flattering reception. The *Hahnemannian Monthly*, after a deserved tribute to the late Dr. George S. Norton, whose picture forms the frontispiece of the new book, says of the work of his successor: "We cannot refrain from expressing our high appreciation of the manner in which he has completed his self-imposed task. The work is creditable to him, and will therefore prove to be invaluable to his many readers, for we are sure that his readers will be many. It has been said time after time that it is more difficult to write a small book than a large one. Dr. Norton's book is a small one that is to say, it has not the large size that

characterizes many of the elaborate treatises on the eye. Each disease is carefully reviewed, its pathology, diagnosis and treatment concisely presented. The last third of the volume is devoted entirely to ophthalmic therapeutics, and is practically a new and revised edition of the late Dr. Norton's work bearing that title."

THERE are no doubt many many physicians who do not know that such a book as Allen's *General Symptom Register of the Homœopathic Materia Medica* is in existence, and many more who have heard of it fail to realize what a real treasure it is. It is a noble volume of 1321 pages. The price is \$14.00 in half morocco binding. Net price, \$11.20. When sent by express the buyer pays the transportation, the work being too heavy for the mails. The *Symptom Register* is the *Repertory* or index, of the ten volumes of the *Encyclopædia*, and contains all the symptoms in that immense work. It is the giant of repertories, and of incalculable value in hunting up rare symptoms. Probably every physician frequently runs across cases, in which certain rare symptoms present themselves, for which he can find no corresponding remedy. If he had the great *Symptom Register* at hand, the chances are a hundred to one that he would find the remedy. This has often happened, and many a cure on single and isolated symptoms has been granted the owners of this grand book. This book covers the range of seven hundred and twenty-six drugs, as counted in the list of "Abbreviations." Take, for instance, the nine pages devoted to delusions, the fixed idea that besets so many invalids; in these pages there may be found the keynote of many a puzzling case. The running heading at the top of the pages easily enables any one to run down the symptom sought. Many symptoms, of course, have literally hundreds of remedies, but there are thousands that have but one or two remedies, and it is in these that the peculiar value of this lies.

DR. H. E. PACKER, of Barre, Vt., in a letter to Messrs. Boericke & Tafel says: "Some weeks ago I ordered eight dozen cans Romanshorn brand condensed milk, and need I tell you the happy results following its use. By a timely use of this food I feel we can save most of our little ones. At least that saved three for me. And lately was called to see a little one with a brother doctor; the child was apparently at death's door. Can-

tharis I suggested as medication, Romansharn as food. Result: child rapidly approaching health."

As the subject of quarantine is at the present time occupying a great deal of attention it may not be amiss to quote a few paragraphs from a recent European letter on the subject. After mentioning several reasons that will tend to deter people from visiting the great World's Fair next summer, the correspondent says: "Of all these various considerations that militate against the Chicago Exhibition, so far as the general public is concerned, the most important is undoubtedly the fear of quarantine. This is all the more to be regretted, as it is difficult for us to understand on what possible pretext quarantine can be imposed. Even the countries that were most in favor of quarantine, Spain, Italy, France, have now abandoned both the theory and the practice. But, at least so far as cholera is concerned, there is no need in America to give up the belief in the efficacy of quarantine, because America is protected by a natural quarantine which could only be abolished by draining the Atlantic. It is now universally recognized that the period of incubation for cholera does not exceed five days. Generally it is much shorter than five days. As no steamer can cross the Atlantic in less than five days, every one on board has gone through the necessary quarantine before even reaching the nearest American port."

Also: "Bearing on this subject a meeting was held last Saturday, at the Mansion House, of English port medical officers. Twenty-seven English ports were represented by twenty-nine medical officers. At this very important gathering of men, who have been actively engaged all the summer in coping with ships from Hamburg and other infected ports, the following resolution was carried unanimously:

"That in the opinion of this Conference, quarantine, or the detention of a vessel having no sickness on board, and so certified by the medical officer of health, is unjustifiable.' Not a single word was uttered against this resolution. On the contrary, Dr. Armstrong, the very able Port Medical Officer of Newcastle, urged 'that it was the bounden duty of port medical officers to say that quarantine was not to be relied upon and that they should not attempt to impose it.' Dr. Collingridge, the Port Medical Officer for London, declared that quarantine might be excellent in theory—it was absurd in practice; and the Conference should emphatically declare, once and for all, that quarantine could not be relied upon, and therefore must not be attempted. This the Conference did, and with great emphasis and unanimity."

PERSONALS.

Send all Changes of Address, etc., to RECORDER, for free insertion.

Dr. Charles A. Heintze has removed from 478 to 528 North Sixth street, Philadelphia, Pa.

Dr. Sarah A. Jenness has removed from 429 to 431 Sharomut avenue, Boston.

Dr. J. L. Goodrich has removed from Broken Bow to Sargent, Neb.

Mr. Hermann Crueger, of Roanoke, Va., writes: "I wish you could induce some good Homœopathic physician to come here and settle. We have enough others but none of the Homœopathic school." Roanoke has a population of over 16,000.

Mr. Samuel L. Wells, Greene, N. Y., writes: "Can you in any way assist me in getting a good Homœopathic practitioner to locate here? There is an excellent opening, with a practice worth from \$3,000 to \$5,000, to the right man.

Dr. M. A. Koshland has removed from 830 North Sixth street to 2012 North Eleventh street, Philadelphia, Pa.

Dr. Chas. Deady has removed to 110 West Forty-eighth street, New York. Eye and ear exclusively.

Dr. Geo. W. Stearns has removed from Holiston, Mass., to Pawtucket. R. I. He left no successor at Holiston.

Dr. J. A. Utter has removed to Xenia Ohio.

Dr. J. M. Walborn has removed from Missouri Valley, Ia., to Harriman, Tenn.

Dr. Milton Powell has removed from Philadelphia to Yonkers, N. Y.

Dr. H. W. Pierson, of 78 State street, Chicago, Ill., has assumed editorial control of the *Medical Advance*.

Erratum. Vol. VII., p. 258, line 25, for "them" read "those."

As a rule, if you do not blow your own trumpet no one will do it for you; yet if you do no one cares to listen to its blast.

Read the advertisement of Schering & Glatz in this number of the RECORDER. Their medicinal soaps are the best in the market. The Boericke & Tafel pharmacies keep them in stock, and will furnish a monograph on them free.

Several subscribers are in arrears. Of these some are temporary, some intermittent, and a few, sad to say, hopelessly chronic, we fear.

"Two hundred dollars," did you say? It's paralyzing!

The *Northwestern Journal of Homœopathy* merges into the *Medical Century*. Since going to Chicago Dr. Cowperthwaite has run the business end of the journal, and "Three months of this is all we want—enough to last a life time."

Dr. Frank Kraft says that *Passiflora incarnata* is "a fine remedy to give for the immediate bad effects from a 'spre'e.'"

Pennsylvania Homœopaths must keep their eyes on Harrisburg if they wish to keep their liberty. The Allopaths are getting up steam to "protect the public."

Some advertisements are so "artistic" that it requires deep study to discover what they are driving at.

Faulkner's *Visiting List*, with or without repertory, is the most satisfactory one published.

Dr. Hamilton Graham has removed from Kennett Square, Pa., to Ironton, Ohio.

H. W. Pierson, M. D., of 78 State street, Chicago, has assumed editorial control of the *Medical Advance*. The December number is a fighter.

Homœopathic Envoy. Monthly, 25 cents a year. Five copies, to as many addresses, \$1.00. Ten, \$1.50 or twenty-five, \$2.50. Missionary.

THE HOMŒOPATHIC RECORDER.

VOL. VIII. PHILADELPHIA AND LANCASTER, FEB., 1893. No. 2.

PROVINGS OF LAPPA OFFICINALIS.

By Samuel A. Jones, M. D.

[Second Paper.]

Preparations used. A saturated tincture was made from the roots gathered late in the Fall, employing as the menstruum two parts of 90 per cent. Alcohol and one of water. This preparation was taken by me in my first trial, by Dr. Taber in his first and second, and by Miss G. T. in her only trial.

The chronological order has been followed in presenting the several provings.

First trial by Samuel A. Jones, M. D.

1880. Dec. 10th. At 3,36 p. m. I took 9 c. c. of the tincture in four ounces of water. 3,40. Feeling of heat in both knees; external aspect of right knee, internal of left; more marked in the right knee. 3,42. Sensation of heat is changed to one of coldness in left knee; heat sensation still marked in the right knee. 3,43. Feeling as if both knees were "going to sleep." [Numbness.] 3,45. Right leg feels cold. 3,57. Feet feel cold and as if "going to sleep;" right foot is the colder. 4. Feet cold, and slight aching in the temporal regions: more marked in left temple. Feet feel cold and seem very heavy on lifting them from the floor. Forelegs and feet heavy on walking. [The room that I am in is pleasantly warm to others.]

Found the sexual desire decreased, incomplete erection, torpidity.

Dec. 11th. Cutting pain in the whole length of the penis; most severe in the glans. Felt as if the penis was squeezed in its long diameter by a sharp pinchers. 6,50 p. m. While brushing some cigar ashes off my pants happened to hit the

right testicle with my finger tips; it was very tender, and ached from the slight tap. Repeated tapping, for experiment, causes aching pain which extends from the testicle into the abdomen. The left testicle is not at all tender. Have also a dull, distended feeling in the lower third of the abdomen. No stool to day. Very unusual.

Some unusually exciting business precluded farther close observation; but for many days my bowels were inclined to constipation, and it was some time before I again had my habitual daily movement. I am also satisfied that the drug produced decided sexual torpidity and debility, which was noticeable for some months.

Second Trial.

Preparation used. From 1190 c. c. of dried, unground seeds I got 1100 c. c. of tincture, using Cologne spirits, two parts, and water one part as the menstrum. From eight fluid ounces of this tincture I got 150 grains of resin.

1882. Nov. 19th. Took two grains of this resin about 3 p. m. On sitting down to dinner at 4,30 my head began to ache: a band of pain an inch wide reaching across the lower third of the forehead, and simply a dull ache. Soon I felt the aching in both temples, but severer in the right. It increased while eating and subsequently, and got worse after drinking some lager in the evening.

A little after 6 p. m. I had occasion to micturate and the urine scalded the urethra so severely that I winced. Had I not been strictly virtuous I should have prepared for "the wrath to come." The scalding smart ceased soon after urinating, and it did not cause any vesical tenesmus, or urging. 11. p. m. The headache has not yet ceased.

Nov. 20th. Had a diarrhoeic stool; no pain, only one prolonged sputtering hurricane. Very unusual, as my bowels are strictly orthodox. About 4 p. m. headache set in. It was like that of yesterday but not so severe. At 7 p. m. felt that I must defecate. Unusual, as I am not a "repeater." Sat in the cold privy near an hour, and finally was "safely delivered" of a single piece as long as a finger. Think I could have had a baby with not any more trouble.

Nov. 21st. In the forenoon while walking I felt a sore smart in the left groin, which got worse the more I walked. It felt as if the groin was raw. On retiring I examined the part and could find nothing to account for it. To-day had headache as

before. It came on at 4 p. m., and was just severe enough to know that I had a headache.

Nov. 22nd. At 2 p. m., having been walking, left groin was so sore that I examined it. Find the fleshy fold in the left groin reddened for a strip nearly an inch wide and about three inches long. Has no vesicles on it and does not discharge, but has a scalding smart, worse when walking, which makes locomotion decidedly unpleasant. Showed this erythematous patch to Drs. Parsons, and Polhemus.

6 p. m. While writing this entry the right groin begins to burn, as if a prelude to the same state of things in it. At 9 p. m., although the night was cold, I felt as if I were in a gentle perspiration; it was something like the glow that follows a smart run. My pulse, when standing, was 90, full and soft.

Nov. 23rd. Left groin has not been any annoyance to-day. It still has the smarting soreness, but this was not aggravated when walking. I find, however, that the redness has extended in the fold of the groin so that when the scrotum is pulled aside the reddened patch looks like a ringworm and is as large as the circumference of a silver dollar. The surface is slightly moist, the hairs are somewhat agglutinated, and the odor is like that of a very ancient fish. My bowels usually move with the utmost regularity every forenoon, but to-day there has been no movement whatever and not a shadow of a desire. I cannot recollect when this has happened before. The right groin felt sore to-day when walking, but no objective change is visible. Have had no headache this day.

Nov. 28th. All sensation of soreness has disappeared from the left groin and the redness has all gone. The joints of my feet feel unusually tender and sensitive as if I had been wearing boots much too tight.

Dec. 1st. For the past two days my feet have been exceedingly tender and have felt sore at the metatarso-phalangeal joint of each big toe; the left being much the worse. To-day this sore tenderness has made walking decidedly irksome and painful, but did not cause limping. Being in company in the evening, the same joint of the left big toe became so painful that I could scarcely endure it. The pain is as if the joint were severely compressed, and it is notably worse in a warm room. The same joint of the right toe is also painful, but not to be compared in severity with the left.

On undressing at night I found both of these joints reddened

and hot to the touch, and the left toe joint has puffed up as if a large bunion had formed. It is very painful on slight pressure, and if it should prove to be permanent it will have so deformed the joint as to make a special shoe-last a necessity. The pain in both these joints was much relieved by taking off my shoes, yet they were old ones and amply large. The left joint was much the worse.

Dec 2nd. The puffed up swelling of my left toe joint has all gone, but it is still red and somewhat tender. Put on a pair of very ancient shoes. During the day walking made both joints tender but nothing like so bad as yesterday. The left toe is still the worse.

Dec. 6th. I have a raw feeling, a sort smart, in the cleft of the nates between the anus and coccyx, and almost all the soreness is on the left side. In the evening it increased so much as to make sitting painful; I could not sit still. [I have had something like this before—I should say behind—but not so pronounced and painful.] My feet are all right again.

Dec. 7th. The same left-sided spot in the cleft of the nates a little painful in the morning on rising. Did not notice it again during the day.

Dec. 8th. All the soreness in the cleft of the nates has gone. 9, 15 p. m. The metatarso-phalangeal joint of the right big toe is aching as if it had been badly bruised. The joint is also painful on pressure. The left corresponding joint is free from pain; I can step on it with the other foot and no sign of pain.

Dec. 9th. While in bed this morning waves of pain, a series of them, went through the metatarso-phalangeal joint of the right big toe; they were not acute enough to be called twinges. I had an opportunity to-day to see my alvine discharges. Judging from my sensations, I should say that I had had a copious stool, but I find the actual "yield" to be not half the usual quantity, and no thicker than my finger. For several days past I have had the *à posteriori* conviction that I was "doing a large business," but if the out-put on each of these days was like that of to-day, I should say the key note for Lappa is: "Large pretence and small performance."

[For many years I have been subject to flatulent dyspepsia. Soon after a meal I am distended in the upper abdomen most uncomfortably, then I begin to belch volumes of tasteless and inodorous gas. This disagreeable performance is now "conspicuous by its absence." Another change has forced itself upon

my attention, namely, my psychical life is an oscillation: for a few consecutive days I am *L' Allegro* and living is a luxury; then the pendulum plunges from sunshine into shade and I am *Penseroso*. When in this condition, my children have

“learned to trace

The day's disasters in my morning face.”

Well, for some time past I have had the longest period of *bonhomie* that I can remember for years. At the same time, I cannot say that the “tone” of my nervous system is improved, for if I were taken as a model of Priapus it would have to be couchant not rampant. *Verbum sap.*]

7:30 p. m. A wave of pain in the right big toe joint lasting only a few minutes and just severe enough to attract my attention. At 8 p. m. I felt the sore-smart pain, as if the part was excoriated, in the right ala nasi. During the evening it continued to smart more and more until I could not keep my fingers from it. Before going to bed I looked in the mirror and found the ala nasi reddened; the smarting continuing.

Dec. 10th. On rising I found a small pimple with a thin scab on it on the right ala nasi. It looks like a “cold sore” but I have no cold, nor is there any coryza.

There have been waves of pain in the right big toe joint to-day; the joint feels as if it had been bruised when I flex and extend the toe; it is not at all painful when walking.

Though I am eating heartily, I have a notedly small alvine discharge. I also observe a marked increase of appetite for breakfast; I am eating twice my usual amount. The rule with me is scarcely any appetite for breakfast.

Sexually I am as frigid as the famous icicles that hang on Diana's temple: half wish that I had “struck” Lappa twenty years ago as then I should not now be the joint proprietor of a domestic Sunday School.

[On the evening of the 9th I was engaged in triturating the solid extract of Lappa, and I could not help inhaling the impalpable dust that arose from the mortar. It gathered in the fauces and was intensely bitter.]

Dec. 11th. On waking this morning I accidentally found a tender spot on the left thigh. It is half as large as the palm of my hand and is situate about the middle third of the vastus externus. It feels as if that spot had been badly bruised and left tender, but has this feeling only on being touched. I cannot find a similar tender spot on my body. This finally disappeared on the 16th.

Dec. 14th. Wing of nose continues sore, and on the chin, right side, is a sore spot as large as a pea; I cannot keep my fingers away from it; it too has the raw, excoriated feeling.

Dec. 17th. A sty began to form on the lower lid of the left eye; it had the raw, excoriated feeling. I opened it on the 19th.

Dec. 21st. A sty formed at the external canthus of the left eye.

Dec. 22d. Wing of nose has only just healed. The spot on the chin became a raw, discharging surface, exuding serum. [These "sores" lasted much longer than abrasions of the skin are wont to do with me.] 4 p. m. I have a most uncommon and debilitating weakness in the small of my back; it is really a dull ache that weakens me. 7:30 p. m. It lasted until 6 p. m., when I had dinner. It was most felt when sitting quietly; did not observe it when out of doors walking.

[I am constrained to remark upon this proving that evidences of drug action continuing for thirty-three days after the taking of one dose of the medicine will be regarded with some suspicion. I can only say that I have conscientiously recorded the events that followed the taking of the two grains of the resin. Whether the succeeding symptoms are due to the drug must be determined by the evidence of other provers of the same drug.

Ten years have elapsed since making the provings, and in that period I have found that I am of a pronounced gouty "diathesis;" that similar symptoms in the folds of each groin have since occurred without taking *Lappa*, but none of the other symptoms observed during the proving have since been observed. Is it, then, possible that my tendency toward gout may have given me an unwonted susceptibility to the influence of this remedy?

My object in not repeating the dose was to leave the drug momentum undisturbed, and by that means find out the duration of the action of the drug: the only manner by which such an end can be attained.]

(To be continued.)

COCCULUS IND. 6 IN CAR SICKNESS.—Miss P., a lady of 40, always suffered while traveling on the cars from sickness which was like seasickness. *Cocculus* 12x was administered, two grains every hour or every two hours as indicated, and a long journey was made without the usual sickness.—*Dr. Julia C. Jump, in N. Am. Jour. of Hom.*

THE USE OF BOENNINGHAUSEN'S THERAPEUTIC POCKET-BOOK.

By T. F. Allen, M. D.

A lady, about forty years old, had suffered for many months from sciatica. She had endured much from many physicians and drugs, without relief. The peculiarities of the case were as follows:

The pain was confined to the outer side of the left thigh. It was aggravated by lying down, and especially aggravated by lying on the left or painful side. In the night she was frequently obliged to rise and walk about, the pain would be so persistent and unbearable. Even lying down for a few minutes in the day time would bring on the pain. She felt that the pain was wearing her out.

Examination revealed no tenderness of the sciatic nerve, the ischiatic notch or the spine. The pain was of an indefinite character,—as she expressed it, "a dull ache, but intolerable."

The relief from moving about was so marked day and night, that I assured her that the remedy which I would give her would relieve, and, as a matter of course, I gave her *Rhus tox.*, the 6th dilution in water, a teaspoonful every two hours. After three days there was not the slightest effect observable from the medicine; the conditions were exactly the same. I felt so confident that *Rhus* was the correct remedy that I continued it in the 60x, still without the slightest relief, and my patient was beginning to be discouraged. So, I took my notes home, and sat down with my little Bœnninghausen's pocket-book to work the case out properly.

I took the following rubrics in order:

1. Aggravation from lying down in any position. (See p. 289.)
2. Aggravation from lying on the left side. (See p. 290.)
3. Aggravation from lying on the painful side. (See p. 290.)
4. The outer side of the thigh. (See p. 136.)
5. The left lower extremity. (See p. 142.)

On reviewing the case carefully, I found that though the aggravation from lying down was decidedly marked (see p. 270), yet the aggravation at night was also marked.

Adding then the values of the drugs as made out on Dr. Yingling's checking list, (which is an immense convenience), I found that *Rhus* had 15 votes to *Sulphur* 14; these were the two

highest. *Silicea* came next, also with 14, and *Baryta carb.* with 13.

While I could elicit no special symptoms to distinguish between *Sulphur* and *Silicea*, since the lady seemed perfectly well in every other respect, having failed with *Rhus tox.*, I proceeded to administer *Sulphur* which acted immediately, so that within a week or ten days my patient seemed to be almost entirely cured.

MORITURI SALUTAMUS.

CLAMVILLE, *January, 27, 1893.*

MY DEAR OLD CLASSMATE: It is with a heavy heart that I now write to you regarding the recent downfall of our beloved system of medicine, Homœopathy. The last time we met, you remember, we were congratulating ourselves upon the fact that the members of our school were rapidly increasing in number; that our hospitals, asylums and homes were well filled and popular; that our colleges were more strict regarding the requirements of graduation, and their curriculum was more difficult than ever before; that the more intelligent of the people were our patients and patrons; in short, that it seemed that our days of trial and of opposition from the ignorant, and bigoted were about over. Alas! we were too sanguine.

All our prospects are changed; our colleges are closed, our hospitals no longer receive patients, our asylums and homes are all deserted.

Homœopathy is dead. And all this was accomplished by the mighty purpose of one giant intellect. Would that he had died when young, and not have lived to bring such misery upon so many of his fellow beings!

Shall I tell you how it happened?

There is in this city of Clamville, in a sequestered street, the publication office of a weekly medical journal, *The Medical News.*

The medical gentleman who is kind enough to allow his name to be placed on the editorial page, is a world-famous and celebrated physician, a scholar of rare abilities, a man who has won laurels innumerable in the scientific world during his many years of research in the different branches of human knowledge. When, a few years ago, the venerable Dr. George M. Gould (class of '88), the gentleman of whom I speak, condescended to bring his massive brain to bear upon the destinies of this journal, I had

my misgivings. It was known to a certain few that the learned doctor was no friend to Homœopathy, and that of all the men who might discover the fact of our utter weakness and uselessness as a medical school there could be no one more capable in such circumstance to destroy us and demolish our system.

My fears were prophetic. He has done it! Homœopathy is dead! It did not come at once, but gradually, as:

“Over his keys, the musing organist,
Beginning doubtfully and far away,
First lets his fingers wander as they list,
And builds a bridge from dreamland for his lay.”

Yes, he let us down gradually, and for that we are most truly grateful.

About a year ago the *distinguished* doctor was requested to deliver a lecture before a body of eminent scientists, and in the course of the remarks he spoke somewhat at length on the subject of Homœopathy, at the same time exposing in a masterly manner our many weaknesses. He also publicly offered a prize of \$100.00 to any one who would write the best popular essay on the foolishness of the system, a sort of crystallization, so to speak, of the fallacies and absurdities of poor misguided Father Hahnemann. This epitome of the weakness of our medical practice was to be for free distribution, so that the eyes of the people might be open to the unwisdom of their liking for the “sacred fiddle fiddle of similia.” (This is quoted from Dr. Gould.)

That essay has been written, and the writer thereof has ere this received his wages as a *breaker of idols*, and the idol of Homœopathy has forever fallen. In the *Medical News* for January 21, 1893, page 79, may be found the article from whence the beginning of the end.

Among many striking facts that we are there told is this—and the assertion is proven with most scholarly argument—that the dose of the thirtieth Homœopathic potentization is diluted by 480.769 watery worlds.

Do you know, old friend, I think he got that Munchausen mathematical statement from the obsolete twaddle of one Leo-Wolf. But the following is what really finished us. I quote from the Macaulay like English of the erudite doctor: “Not a single truth of medical discovery or progress, not a bacillus, not an instrument of precision or useful method of treatment was ever discovered by a member of this sectarian school. They

take the results of the work of other men and use them selfishly, with hatred and abuse of their benefactors. Spongers all!!”

Is it not cruel of the doctor to expose our little weaknesses in so unfeeling a manner? And to think that we have never found a “bacillus;” that on the word of this most worthy, grave and experienced man there is somewhere within or out of the world a bacillus waiting patiently to be discovered. Now as each and every adolescent Solomon of a country medical college, yclept “*Regular*” declares that he has discovered and duly domesticated a pet bacillus, it must follow, to make the law of average correct, that somewhere in space there is a lone and lonely bacillus, weeping and wiping his watery eyes, and waiting for one of our school to discover him and to see that he is comfortably inoculated into and housed in the unsuspecting body of some human being.

There has been such an army of these queer creatures, the microbes, and the bacilli already discovered, that I did think they had found them all. Dear, dear, to think, my friend, that we may often have been quite near one of these new-fangled things and never knew it.

Such a busy little animal, too! I am told that each of the many diseases of mankind has been scientifically fitted with its especial bacillus. Consumption, typhoid fever, chicken pox, cold in the head, chilblains maybe, and yet for all that the mortality of man is much the same as during that benighted and unscientific period in history when these bacilli were as much unknown as the lost tribes of Israel. Another of the dynamitish words that blew us up is that: We have “discovered no useful methods of treatment.” Useful methods, plural form, I make emphatic. Aye, the microscopic microbe hunters, the trappers of wandering bacilli indeed have as many *methods of medical treatment* as the famous chestnut leaves indiginous to the valley of Vallombrosa.

Do you not receive the circulars of their newly discovered compounds with funny names ending in cin, lyn, tin, etc.? My waste basket is full of them. Yet spite of all these scientifically and wonderfully *regular* methods of treatment at the command of Dr. Gould, our pitiless destroyer, he must assail the one little ewe-lamb sort of method we Homœopaths believe in, and now we are all undone.

It is certainly ungracious of the doctor. If we physicians and the people, our patients, really have faith in the potencies of the thirtieth, how ungentlemanly for the doughty doctor to destroy

us when he has for backing that great and glorious school of scientific men and regular physicians, the only true discoverers, whose *Nova terra* for the past few years has been the scene of the following remarkable discoveries :

I. An old man may become young by injections of the testicular extract of a rabbit's vital force. Certified to by a learned lecturer and experimentalist on Neurology.

II. Consumption can be cured by injections of minute portions of diluted tubercle into the tuberculous patient. Certified to by a Regular, and tried in the great hospitals of the only regular and scientific system of medicine that does not, ah, no ! tolerate quacks.

Dear friend, does this not savor to you of Isopathy, the sort of thing that Dr. Swan believes in, although our destroyer seems not to quite approve of Dr. Swan.

And the dread disease consumption still demands its sacrifices.

III. Antipyrène will cure all cases of la grippe. But it simply did not. It, however, crazed some people.

Truly the scientific discoveries of the present day in the Regular medical world are remarkable. microbes, bacilli, sterilization, hypodermic syringes (now sold to the laity ad libitum), essential oil of rabbit, coal tar products.

"Scientific Medication ! Quackery." Who really is the greater quack ? When a "Regular" scientist solemnly declares that it is possible for man to regain, his youth by injections of the seminal fluid of rabbits ; when a man half dead with consumption is bamboozled by promise of long life ; when the exclusives, the only real scientific physicians (God save the mark !) proclaim to suffering humanity, with a hypodermic syringe in the one hand and a bottle of bacilli in the other : Come, all ye sick, and we will cure you. We know, the cut of the clothes of the particular bacillus that is "a eating of you," and we can shoot so very correctly that that bacillus will soon become a dead duck, and, presto ! when Mr. Murderer Bacillus has gone to his last sterilized and disinfected grave you will have nothing more to fear, and may, very likely will, live forever. Is this the result of their many years of scientific research ?

Yet in spite of these words of encouragement the patient calls his dear ones around him some morning, and, in the face of this scientific and strictly Regular method of cure, just fulfils the original contract and dies.

Dear friend, I trust you will pardon my warmth in this

matter. I feel deeply. I am sad. Homœopathy with its "ridiculous doses" is dead, quite cold by this time. Homœopathy, with its impossible cures, its "nausea" giving thirtieth potency where the amount of matter is so small that no one with any faith in the religion of the bacilli would even think of the possibility of its affecting "a priori or by any physiologic power" the *coarse and rudely constructed* organism of the human system.

But in the place of Homœopathy, there arises in the world of medicine a body of scientific gentlemen, men of original research, inventors of injecting apparatus, worshippers of the mighty bacillus, mighty chemical compounders, who talk learnedly, but who never think that it is quite as hard to credit, and as wonderful a thing, that a man can die of the poison of a bacillus or by the unknown power of the mysterious ptomaine as that by some action on the organism he may possibly be cured by the effect of a Homœopathic medicine. I should say might have been cured; "the saddest of these is might have been," for there are no more of the very impossible cures of Homœopathy; for Homœopathy is no more. But with Homœopathy dead and gone, with the principal microscopists and injectors and hunters of little germs and poisons so divided regarding the treatment of disease, it really seems to me, my boy, that the layman has not a much better outlook in the next few years than if poor moribund Homœopathy had been allowed to live.

But alas, we are all taking down our signs; the Homœopathic hospital has for some days refused patients. The janitors were instructed to inform any applicant misguided enough to wish for little-pill treatment, that the system of Hahnemann had quite recently become obsolete, and was told that should any one be bold enough to doubt this, to refer him to Dr. George M. Gould. Our college students have all entered the class now in progress in a city hospital to learn the strictly scientific method of injecting Koch's lymph into the emaciated bodies of consumptives. All but a few who have preferred the Keeley plan of injection, and have established institutions for the substitution of strychnine poison for that of alcohol. Most of the Homœopathic physicians are walking listlessly about the streets, like the late Mr. Othello, with all their occupation gone.

One night a large pyre was formed in the middle of Broad street, in front of our college, and with appropriate and melancholy ceremonies the ten thousand volumes of Homœopathic

books forming the college library were piled upon it, and with minds overfilled with the memories of happier years we watched them burn. Many of them can never be replaced. Homœopathy is dead, killed by Drs. Gould and Browning. After withstanding the attacks and vicissitudes of a hundred years, after passing safely through the period of the pamphleteers, after genial Dr. Holmes had failed, after resisting the combined efforts of the medical literati of England, Germany and America for so long, at last it has succumbed to the mighty force, learning, acumen, profundity, and medical greatness of Dr. George M. Gould and and to the marvellous research of Dr. William W. Browning. Dear friend, we of Clamville hardly know what to do for a future living. The way is dark before us; the night is fast approaching. I fear that life for many of us holds little in future but trouble. But I must say good-bye. Why could not those talented men have allowed Homœopathy to live a little longer? We would as practitioners have continued to be humble. Regret is vain. Homœopathy is dead, and Drs. Gould and Browning have killed it.

Trusting, old fellow, to hear your opinion on this mighty subject, believe me, I am fraternally yours,

T. L. BRADFORD, M. D.

A PROVING OF CUPRUM ARSENICOSUM.

July 18, 1886, while visiting a patient in the country, I was hurriedly called to attend an aged farmer, who, several hours before, in the absence of the family, had taken, with suicidal intent, a quantity of Paris Green, (*Cuprum arsenicosum*), such as farmers use for killing potato bugs. He was a tall, spare, well-preserved old man, but despondent over the recent death of his wife.

When seen, he was sitting in a chair retching violently, and occasionally raising a mouthful of greenish, glairy mucus, very similar in appearance to the vomited matter in an ordinary bilious attack. There was, as the most prominent symptom, an intense nausea, with an agonizing distress in the epigastric region. He did not complain of pain, but "an awful distress," which vomiting did not relieve. The skin was cold, moist and blanched, having the appearance of dead skin. Face pale and haggard. Facial expression that of great suffering. The sur-

face of the whole body, so far as examined, was covered with a cold moisture. Heart's action weak and hurried; radial pulse, small, compressible, weak and frequent, though quite regular. Respiration unaffected, except from the nausea and vomiting. Mind clear, as he gave his reason for taking the poison. He had a few small stools, which seemed due to the distress in the stomach, rather than to any cathartic effect, though this was not certain. There was marked dryness of the mouth, and fauces with moderate thirst, but drink of any kind increased the nausea. A few mouthfuls of water satisfied him. The desire for drink was due rather to the parched condition of the mouth than to thirst. He frequently called for something to wet his mouth.

The tongue was tremulous and somewhat dry in general, with the rest of the mouth.

There was a tremulousness of the whole body, which was very noticeable when attempting to walk. This quivering he seemed wholly unable to control, and was to all appearance not due to any mental condition.

He could not walk without assistance. The general effect was great prostration, with symptoms strongly like those of traumatic shock. He made a good recovery.

W. SCOTT HILL, M. D.

Augusta, Maine.

BACILLINUM : ITS CURATIVE POWER IN DIFFERENT DISEASES.

Continuation of page 263, in November number, 1892.

Case 1. Another case of lameness, in which *Bacillinum* has shown its decided power, to subdue and destroy the hindrance of growth and harmony in the whole body :

Was called to examine a youth of about 18 years, in a city 20 miles distant from my residence. It was on July 9th this year. Found him sitting in an armchair. His upper limbs lame, especially the left arm, his legs crossed under the chair; positively impossible to move, either forward or backward; very little feeling in the legs; had to be carried from his bed in the morning to his chair in the sitting-room, and again, at night, to his bed. This had been his condition for about 18 months. His sleep was very heavy and profound; appetite was rather ravenous,

especially for pickled things. His mental faculties very unsteady and heavy, unable to think much. On examining his legs, I found some hard knots around both knees and ankles, and also on the wrists, of the size of small nuts, tender to the touch. Studying the case very carefully, I came to the conclusion that those knots were colonies of tubercles, hindering the activity of the joints and deadening the feeling.

The history runs as follows: He was working for several years in a factory, exposed to water and dampness, as his shop was underneath the factory. The constant dampness brought on in a slow way some stiffness in the limbs, especially the joints of the knees. At last, he was obliged to stay at home, was attended by several physicians, until he became perfectly helpless and lame. It was in this state I found him on the 9th of July, 1892. Prescribed *Bacillinum* 200, 25 small pellets every 8 days. End of July, received news of some amelioration of the whole condition. Continued *Bacillinum*. Saw him on August 27th. He was able to use his arms a little and move his legs. Again *Bacillinum* 30. On Sept. 30th, received word of very great improvement. Oct. 22d, saw him again; his arms were all right, could move his legs forward and backward, and even stand on them; and no doubt, in two or three months he will be as well as before his lameness. He was also troubled with enlargement of the glands of the neck and under the ears. Under the effects of *Bacillinum* this condition was alleviated, some of the enlargements opening and discharging a thick matter and afterwards healing.

Case 2. A consumptive case. On June 20, 1891, a gentleman brought his 13-years old daughter for treatment. Examination revealed: Very weak lungs, isolated tubercles on both upper lobes of the lungs, pulse variable, from 95 to 100, strawberry tongue, brownish spots or blotches on the face, short breath, all appearance of quick decline, running into galloping consumption. Her parents were both of a scrofulous diathesis: I had attended her father for ophthalmia scrofulosa, and her mother for general weakness. Prescribed *Bacillinum* 200, one dose every 8 days; also gave orders to feed the girl well, and for her to exercise in the open air; especially to be much in the sun, keeping her head well covered. From week to week the change became visible; her thin limbs rounded out, her face became fuller, and had a healthy color. In six months all the alarming symptoms had disappeared and the child was healed.

Case 3. Another case of consumption. Was called on June 9th, 1892, to a village four miles from here, to see a girl of 20, low for several months with consumption. Found her very feeble, pulse hardly perceptible, visible vibration on both lungs, constant short, dry cough, face bloated as also the rest of the body. The skin resembled parchment, but was moist and deadly smelling; eyes haggard. The whole expression as one doomed to die!—Indeed, a hopeless case! Left *Bacillinum*, one dose of 25 pellets every 8th day. Three weeks later, her mother called at my house, telling me of a change for the better; the patient's appetite had improved and she rested better at night; was able to sit up, and had become more cheerful. Continued *Bacillinum*. End of July, she was so much better, able to walk a little in the sun, to get warmed by its heat. The improvement would have gone on more rapidly, but her parents were very poor, and were unable to feed her properly. This case speaks loud enough of what *Bacillinum* is able to do, even in advanced cases of consumption.

Case 4. Another case of consumption from the same village. On July 1, 1892, a mother brought her 16-year-old daughter to my office. The girl was a true type of the consumptive. Pulse 105, face brownish, strawberry tongue, eyes without any expression, cough more or less constant, very tall for her age, but very slim, weak, unable to walk, even to stand on her feet. Prescribe *Bacillinum* 200, 20 pellets every eighth day. September 8th, she came alone a long way on foot. What a change after eight weeks of taking *Bacillinum*! My astonishment was great. Fleshy and stouter, rosy cheeks, cough completely gone. In this case the conditions were different from the case last related. Her parent fed her with nutritious food, so that in weight she gained several pounds; this wonderful and quick cure of that girl made quite a stir-up in her village.

Case 5. Again another consumptive case. On July 30, 1892, a farmer's wife of the same village, æt. 42, made her appearance at my office, wishing to be cured of what she complained, having consumption, or what people and her husband called, decline. Her skin was of a grayish-brown color, thin, emaciated and very weak, completely exhausted by constant dry, hacking cough, often with purulent expectoration. She attributed her ill feelings to overwork in the fields and not sufficient suitable nourishment. Prescribed *Bacillinum* 200, every eighth day 25 pellets. On September 10th, she came again and asked for more, as she said,

of the same little pellets. Indeed there was a great change. Her whole countenance had changed. She had gained flesh, looked better, and a real brightness shone in her face. Towards the end of October her husband came for medicine for himself, telling me of his wife's perfect cure, and by her cure he had become converted to Homœopathy.

Case 6. *Bacillinum* triumphant in rachitis. Early in June, 1892, a lady brought her little five-year-old girl to be examined and attended, as the girl was very sick. Questioning the lady concerning how long the disease had troubled the child, she answered: "since childhood!" Examination revealed a quite advanced state of rachitis; spine curved inward (lordosis), the belly and stomach pressed out, very large and hard, especially the lower part, skin of the face deep yellowish, and of the body brownish color; the front part of the head narrow, pointed out, while the back part was very large and rather square. No appetite, no sleep and more or less diarrhoea of putrid, strong smelling excrement. As several quite eminent physicians (Allopaths) from different places, had attended her, but without avail, the child getting from time to time weaker, unable to stand on her thin legs, I hesitated at undertaking the treatment of such a forlorn and apparently hopeless case. But the clamor of the distressed mother decided me to try *Bacillinum* 200, 20 pellets every eight days. End of July, the mother wrote me of the effect of the pellets in the following terms: "My child begins to walk, belly and stomach smaller and less hard, diarrœa subsiding, appetite and sleep good. Send more medicine!" Continue in the same manner. September 25, child improving, runs and jumps around the rooms. Keep on the same dose of 25 pellets of *Bacillinum* 200. October 29, child all right; she has grown taller, gained flesh on chest, arms and legs, and to the astonishment of all her head has become its natural shape, as also the stomach and belly. This peculiar case greatly occupies my mind concerning the possibility of the curative power of *Bacillinum* on rachitis, and strengthens my assertion that in many so called incurable diseases the main causes are parasites of a peculiar nature.

Forsthaus, Herisau, Switzerland, Dec. 10th, 1892.

JOHN YOUNG, M D.

Formerly 260 Rodney St., Brooklyn, N. Y.

(To be Continued.)

BOERICKE & TAFEL'S HOMŒOPATHIC PHARMACIES.

An outline sketch of an old house, especially one on the accuracy of whose products may depend life, cannot be altogether uninteresting, and indeed, not without a certain use to physicians, for the physician should know something of the pharmacy from which he procures his "arms of precision."

Just forty years ago, in 1853, F. E. Boericke, M. D., and the late Rudolph L. Tafel, at the instigation of the late Dr. Constantine Hering, started a Homœopathic pharmacy, on Fifth street above Chestnut, Philadelphia. Within a year Rudolph Tafel retired, and accepted a call as teacher at the U. S. Naval Academy, at Annapolis, and Dr. Boericke continued the business. In the fall of 1853, A. J. Tafel entered his employ as apprentice, and continued with him until February 1855, when he went West. In the winter of 1854, the building in which the pharmacy was located, was destroyed by fire, but Dr. Boericke pluckily reopened on South Seventh street, and with business steadily increasing kept on, so that in 1862, he was able to buy out the pharmacy of Wm. Radde, Jr., shortly after the latter's death in 1862. He conducted the two pharmacies until 1863, when he sold the original establishment, then located at 48 North Ninth street, to Mr. A. J. Tafel, who had recently resigned from the army, on account of continued sickness.

In the spring of 1869, Dr. Boericke opened a branch establishment at Baltimore, on Eutaw street, and in the fall of that year, he and A. J. Tafel formed a partnership, and jointly bought out the pharmacy and book publishing business of Wm. Radde, then at 555 Pearl street, New York, the oldest and most extensive establishment of its kind in the United States. A. J. Tafel took charge of the New York business, which was at once removed to 145 Grand street, where it is still located.

In 1870, a branch was established at San Francisco, shortly after the completion of the overland railroad, and in 1877, a branch was established in New Orleans. In 1879 the firm bought out the pharmacy of Dr. H. N. Small, in Chicago, then located on Clark street, near Lake street. About the same time a third establishment was opened in Philadelphia, at 1216 Girard avenue, for the accommodation of uptown practitioners. In 1883 the firm opened a branch at Pittsburg, succeeding Mr. Backofen. In 1884 a branch was opened at Washington city,

and in 1885 the uptown branch on Forty-second street, New York, was established. In 1889, a branch was established in Minneapolis, and in spring of 1892, a branch was established at 170 North Fourth street, Cincinnati. In addition to these, over 350 agencies for the sale of the Boericke & Tafel preparations were established throughout the United States, so that it is within bounds to say that fully one-half of the Homœopathic medicines used in this country are furnished by this house.

The firm at the present day does not retain all these branch establishments, having disposed of the pharmacies at San Francisco, Girard avenue, Philadelphia; New Orleans, Washington, and Minneapolis, to former employees at different times. The firm to-day conducts the following pharmacies: Philadelphia, 1011 Arch street, and 1409 Chestnut street; New York, 145 Grand street, and 7 West Forty-second street; Chicago, 36 East Madison street; Baltimore, 228 North Howard street; Pittsburg, 627 Smithfield street, and Cincinnati, 170 West Fourth street.

In January, 1883, Dr. F. E. Boericke, on account of continued ill health, retired from the pharmacy, and A. J. Tafel associated with himself the Doctor's two sons, Francis L. and Felix A. Boericke, the former assuming charge of the establishment at 145 Grand street, New York, and the latter of the Chicago house. Mr. A. J. Tafel having removed to Philadelphia in 1882, continued in the general supervision of the firm's interests and in the special charge of the laboratories at Philadelphia. In 1887, he was appointed a member of the State Pharmaceutical Examining Board of Pennsylvania, and has been continued as such ever since. In January of 1890, his son, Mr. A. L. Tafel, was admitted to the firm. In January, 1893 the firm purchased the entire interest and good will of Francis L. Boericke, the resident New York partner, so that the firm at present consists of A. J. Tafel, Dr. Felix A. Boericke and A. L. Tafel. Dr. Felix A. Boericke, who for ten years presided over the firm's interest in the West with signal success, will, in the future, be the resident partner in New York city.

The question has frequently been put as to how the firm was able to successfully manage so many establishments. The answer is not difficult. The chief factors are close attention to business and the giving to their apprentices a *thorough* education and training in Homœopathic pharmaceuticals. Such apprentices will make good clerks and, as occasion arises, capable and trustworthy managers. Three-fourths of the 70 employees

have been trained up by the firm or their managers from boyhood. Two of their head men have been in their employ for over thirty years, and many from ten years and upward.

Another factor is a systematic subdivision of labor. With but insignificant exceptions, all remedies and other preparations sent out by the firm are prepared at their laboratories at Philadelphia, under the immediate supervision of the senior partner, and thence are distributed to the several branches, by whom in turn the physicians of their territory are supplied direct as well as the agencies near them. In this way medicines and supplies of well-known and uniform standard quality are obtainable equally well from all of their agencies.

The *Tincture* and *Trituration* department has been under the supervision of a veteran for the past twenty years, who, despite his one arm [the other was lost in his country's cause] always manages to do the work of two men. Being an accomplished botanist, he and his assistants gather three-fourths of the plants required for the preparation of American tinctures within a radius of twenty-five miles of Philadelphia. The other plants are procured through reliable agents in all parts of the country, and, either made into tincture at their nearest branch pharmacy or forwarded by express to headquarters. What quantities are required may be judged from the fact that of *Rhus tox.* alone over 250 pounds of fresh leaves are gathered every year.

In the *Trituration* room nineteen improved trituration machines are constantly kept at work to supply the enormous demand. "Sam" has been superintending it for the last eighteen years, and has seen the output more than trebled within that time [no figure of speech, actual fact!]. In the tablet room with its hundreds of perforated glass plates, fifteen pairs of busy hands endeavor to keep up with the steadily increasing demands. On the same floor is the pellet and sugar-disk room, with all modern appliances. The medicine-case department is presided over by a superintendent of sixteen years, experience. Each one of the branches is provided with a set of 30th potencies comprising from 300 to 500 remedies. Each remedy is by itself in a box containing 30 vials, and all intermediate potencies are retained. Hence any potency from the 1st to the 30th, can be supplied on call.

Dr. Fischer formerly of Sydney, Australia, a man of brilliant attainments and well-known to the leading men in the profession in this and other countries, an old patron of the firm, wrote from London as follows :

“ I have traveled all over the civilized world, and have taken special pains to inspect and inform myself on the Homœopathic pharmacies in all the principal cities, and I am free to say that I regard your establishment, as being head and shoulders above the best of them.” All who have made the acquaintance of this distinguished gentleman will appreciate the compliment paid by him to a firm whose endeavor always has been and will be to excel in the superior quality and trustworthiness of their medicinal preparations.

ERYSIPELAS HABITUALE.

By Dr. Mossa, of Stuttgart.

Translated for the HOMŒOPATHIC RECORDER.

While most of the acute exanthamata, such as measles, scarlatina and smallpox guard the human organism against a recurrence of this specific form of disease for a longer or shorter period, erysipelas, on the contrary, predisposes the parts which were once attacked by it to a recurrence of the same, often brought about by seemingly trivial causes. Persons addicted, so to say, to frequently recurring erysipelas, called erysipelas habituale are not met with in practice, every day, but yet often enough to cause surprise at the fact that respective clinical experiences is so seldom met with in our literature. I therefore think it of interest to give an interesting case reported by Dr. Berridge, in the *Homœopathic World* of September, 1891.

“ January 14, 1873, Captain W., aged 47, consulted me for erysipelas of a peculiar type. Six and a half years ago he had kissed a child suffering from scarlatina, and felt the contact burn his lips. In a few weeks he had boils on the back ; after this he became costive ; once he fainted, fell and bruised his forehead, and during the faint had an involuntary stool. Soon erysipelas appeared on the bruised part of forehead, and spread thence all over face ; it also appeared on the scrotum and adjoining surface of the penis, which suppurated. Since then he has had four or five bad attacks of erysipelas, and three or four slight ones. Since these attacks have come on his sight for near objects has been impaired ; formerly it was excellent both for near and distant objects. The present attack commenced on January 12th, possibly excited by being in a new, damp house. About noon of that day he felt a shoot in left external orbital

integuments; then red erysipelatous swelling appeared there, and extended all over face, lids, forehead, chin and neck, also appearing on scrotum. He never had it on the neck and chin before. Vesicles form and exude a fluid which leaves yellow stains on the handkerchief. The affected parts burn and itch; when lying down, at each pulsation of the heart there is throbbing centrifugally in the inflamed integuments of the face and forehead. Any application of moisture to the skin brings out the erysipelas there, as it always has done in these attacks. He is compelled to scratch the parts, which causes "an agonizing pleasure." The compulsory scratching of the scrotum causes sexual pleasure, and an escape of semen, which weakens him. Photophobia. Very restless all last night, no sleep, walking about, stamping, shaking arms, and striking about. To-day (January 14th) swelling is increased; large yellow crusts from the discharge on chin; scrotum worse; lids closed from the swelling; the throbbing continues; the itching and burning are worse; hands and feet are cold; pulse 50, intermitting in volume and rhythm; the burning and itching are worse from warmth. He has had the best Allopathic treatment in former attacks, both in England and in India; but the physicians always made him worse by prescribing moist applications and keeping him on low diet. All his Allopathic physicians said it was an extraordinary case; one said he had examined all his books in reference to the case, but could do nothing for him. Once when in London he consulted a well-known ex-Homœopath for chronic dysentery. This doctor told him he could cure him in ten days; but the patient remained under his care for ten weeks without benefit, and afterwards cured himself by eating the pods of the Egyptian bean. He consequently lost faith in all doctors, but, "in the agony of despair," his "distracted wife" sent for me.

"*Diagnosis of the remedy.*—Vesicular erysipelas. *Arsen., Bell., Euphorb., Graph., Hepar, Lach., Puls., Ran. sc., Rhus., Sep., Solan. m.*

"Vesicular erysipelas of the face. *Arsen., Bell., Cistus, Euphorb., Graph., Hep., Lach., Rhus, Sulph., Teplitz.*

"Erysipelas of scrotum. *Arnica, Canth., Graph., Merc., Nat. m., Puls., Rhus.*

"Vesicles with yellow fluid. *Anac., Kali nit., Plumb., Ran. b., Ran. sc., Rhus, Rhus v., Solan. n., Tabac.*

"Vesicles with yellow fluid on face. *Arsen., Euphorb., Mancin., Rhus, Rhus v.*

“Vesicles with yellow fluid on scrotum. *Chelid.*, *Rhus*.

“This analysis of the symptoms clearly indicated *Rhus*; which remedy also has burning and itching of the erysipelatous portions of the skin; while restlessness is a very marked symptom of this medicine. Neither the aggravation of the erysipelas by moisture, nor the throbbing in the inflamed integuments, are recorded in the *Materia Medica*. The aggravation of erysipelas by heat is not recorded under *Rhus*, but that remedy has (1254) “The inflamed portions of the skin were the seat of pain, sometimes of a numbing character, sometimes stinging like the irritation of nettles; the pain was worse at night owing to the heat.” The sexual excitement from the erysipelas was not to be found in the pathogenesis of *Rhus*, but eighteen years later, in the *Homœopathic World*, 1891, p. 20, is recorded a case of poisoning by *Rhus radicans*, which produced the following marked symptoms, much resembling those of the patient: “The irritations, etc., became localized on the genitals and thighs, the condition of the scrotum, etc., being *à la* erysipelas, and the sexual excitement actually maddening.” Furthermore, on examining the *anamnesis*, we find that shortly before the first attack of erysipelas, he fainted, and had an involuntary stool. The *Materia Medica* has (1157) “Erysipelatous redness of the left side of face, commencing during stool, and lasting about an hour;” and a later proving of the analogous *Rhus diversiloba* has, in connection with an erysipelatous attack (1497), “On rising from bed she fainted, and again later in the day syncope came on.” Photophobia is not recorded under *Rhus*, and presbyopia only as a doubtful symptom; but it has coldness of hands and feet, and slow, irregular pulse.

“I dissolved a few globules of *Rhus tox.*, 2m. (Jenichen) in water, and ordered a spoonful of the solution every hour till better. The first dose was given at 2:30 p. m. I also ordered nourishing food, and wine diluted with water.

“At 8 p. m. the same day I saw him again. He had taken four doses of the medicine. Improvement had commenced after first dose; I found the itching, burning, and discharge were much less; the throbbing almost gone; pulse 60, more regular; less swelling of affected parts; extremities still cold. As there was such a decided improvement, I stopped the medicine.

“January 15th, 3 p. m.—Slept well last night; much less swelling; only slight itching and burning; scrotum better; can bear the light; extremities still cold; pulse 72, regular; no other

symptoms. He says he has been relieved in one third of the time usually required for such an attack.

"January 22d.—Has steadily improved. Yesterday went out of doors for the first time, and enjoyed the walk, though he felt very weak. It was a cold day, and he felt better on coming back into a very warm room. Afterwards he went to bed in a very cold room. Soon the face felt hot; then followed itching and burning and soreness at outer corner of left orbital integuments; these symptoms extended all over face, just as before, but less severely. Pulse 72, feeble. Scarcely any sleep last night, but was able to lie in bed. Scrotum was also affected as before, but less severely. As a relapse, manifesting the same symptoms, only to a less degree, had supervened through his imprudence, I resumed the medicine, and prescribed *Rhus radicans* 200 (Leipzig), a few globules dissolved in water, and a spoonful of the solution every two hours till better.

"January 23d. After four doses experienced decided relief, and stopped the medicine for a time, but took another dose to-day at noon. Had itching on face and head last night, which disturbed sleep. To-day, not much burning, but some itching. Semen escaped as before. Can bear light. Pulse 72, rather feeble. Itching and burning are worse after food. There is itching all over body more or less. In three or four days he recovered completely, and when I saw him again (January 16, 1874) he said he had had no return. He has now perfect confidence in Hahnemannian Homœopathy. I did not see him subsequently for many years, as he went to Egypt; but I received several letters from him, the last dated July 28, 1879. He then reported that since the summer of 1876 he had had several slight attacks of erysipelas, but no severe ones, and always subdued them quickly with *Rhus*. On four or five occasions he applied Holman's liver pad for indigestion, and each time it excited the erysipelas. On May 31, 1879, this gentleman, who had been driven away from Homœopathy by the failure of one of its professed adherents, who later became an open renegade, wrote to me as follows: "I wish I could come and have a few weeks' instruction from you. I believe I have converted nearly half of Suez to Homœopathy. I have had any amount of patients, of course free, gratis, for nothing. My best cases of cure were an Arab from paralysis of face, with partial loss of sight; the other English, an old-standing spleen case; and each of them with only one medicine."

“ In 1884 he returned to England for a time, and he consulted me December 24th. He had been in Suez ten and a-half years, and nine years of the time without a change, and felt run down. He says the soil of Suez is full of salt ; and he suffered from a number of dyspeptic symptoms, which were benefited by *Natr. mur.* Cm. (F.C.), though he later required *Sulphur* Dm. (F.C.). He told me that he had scarcely had any erysipelas since he last wrote, and each time *Rhus* again relieved him.

“ We add some of the comments of the Doctor : It will be noticed that the first prescription was *Rhus tox.*, the second *Rhus rad.* I made this change in order to test the assertion of the late Dr. Carroll Dunham, that the action of the two was identical. It was really an imperfect test, as both the potency and repetition of the dose were different in the two prescriptions. Botanists have now, however, decided that they are really varieties of the same plant ; and Dr. T. F. Allen, whose authority on the nomenclature and classification of plants will not be disputed, unites the symptoms of the two, while he separates the provings of the allied species *Rhus glabra* and *Rhus veneneta*. It will be noticed that *Rhus* 200 every two hours did not relieve the second attack so quickly as *Rhus* 2,000 every hour relieved the first, though the first was the more severe attack of the two. This verifies Hahnemann’s statement (*Organon*, 287, note), that the higher the potency, the more rapid and penetrating is the action.

“ According to the patient’s last report, though he had been almost free from the erysipelas for over five years, yet it was not thoroughly eradicated. The reason is that *Rhus* is a remedy of somewhat superficial action. The fact that the patient had suffered from a recurrence of erysipelas for so many years after one exposure to the scarlatina virus, shows that there was a psoric dyscrasia latent, which complicated and perpetuated the acute attacks. Hence, as Hahnemann’s teaches (*Organon* 246, note), the remedy had to be repeated from time to time. He required some well-selected antipsoric to thoroughly eradicate the disease ; but I had no opportunity of prescribing it for him till he returned to England, in December, 1884 ; and I have had no further report to the effect of the last remedy, *Sulphur*, since he again returned to Suez.

“ These constantly recurring attacks of erysipelas were apparently the result of exposure to the infection of scarlatina, though curiously enough it did not produce in my patient the ordinary scarlatina itself.

With this we take leave of this interesting case, observed and treated with such great care by Dr. Berridge, and we would but add that not within our ken has there been reported a case of erysipelas wherein two points of attack at once, the face and the genitals, have been infested so tenaciously as in this case.

Goulon, Sr., says in the "*Vierteljabreschrift fuer Homœopathie*" that habitual erysipelas is met with frequently in women and young girls; with the former it manifests itself chiefly as erysipelas bulb., and with the latter as erysipelas breve (or smooth erysipelas), simultaneous with or instead of the menses. This disposition is cured with a certainty by a few doses of *Graphites* 30, a dose every four days. Kretschmar reports the following two cases:

A girl, æt. 5, was attacked for the third time with erysipelas of the face, smooth, with violent fever. The exanthem usually spent seven weeks in its course, gradually covering the whole body, but advancing scarce a straw's breadth each day. The attack had lasted four days when he was called and gave *Graphites* 30. This brought it to a standstill, and in three days it had entirely disappeared. No mention is made whether it ever came back.

A woman has had erysipelas occurring every eight days for the last six months. It covered the forehead and scalp, and extended to the neck. Vesicles formed which dried up, the process lasting for 36 hours. *Graphites* 30 cured the attack and it never returned.

Farrington, in his clinical Mat. Med., states that *Graphites* is said to prevent the return of erysipelas after it has become constitutional. The affected parts feel as if they had become hard and tough, and in cases where the face is implicated it is much deformed. There are burning, stinging pains (compare *Apis*); it begins usually on the right side and passes over to the left. It is especially suitable after abuse of *Sodium*.

A very persistent and complicated case of erysipelas habituale is reported by Dr. Bojames, Sr., in this journal in 1870:

A French woman, spare build and weakly, æt. 58, was troubled since two years with erysipelas of the face, recurring every month, and confining her to bed at least two weeks. About the middle of May, 1864, Dr. Bojames, found her with erysipelas and such colossal swelling of the face as to entirely close both eyes; it extended over the shorn scalp to the ears. There were a number of larger or smaller vesicles on her cheeks and

forehead, filled with a light colored liquid; also violent headache, high fever, and delirium, especially at night. The tongue was dry, there was much thirst, no appetite and persistent constipation. *Apis* 3 every three hours in water. By end of May she was able to be about again. After desquamation was ended there appeared a favus on the head which has persisted from the first attack, and because of which she had her hair cut off; this dry scaly eruption caused much discomfort by reason of its itching and the branlike scales soiling her clothes.

The patient left Moscow for the country, and was directed to take *Graphites* 30 one dose daily for a week, and then to pause a week, then recommence taking the remedy, etc. On August 29 she reported that while the erysipelas came as regularly as ever every month, it was much milder, running its course in three or four days. The last attack was on September 15. The favus was unchanged. She received *Graphites* 60. There was no attack till November 15. The eruption on the scalp is becoming moist. *Graphites* 60 continued. December 22 the eruption on the scalp is getting to be intolerable on account of the itching and moisture, but the erysipelas has not re-appeared. *Sulphur* 30, one dose every fourth day. March 16, has not had another attack of erysipelas, the eruption is much less and not moist any more. *Sulphur* 30 continued. Up to to April 20 patient had only one severe attack of erysipelas, which had stayed away for seven months; eruption now only in spots. Gave *Graphites* 200, one dose every eight days, till October. There was no recurrence of the erysipelas, but eruption has increased anew in extent and intensity. She now received *Sulphur* 200, one dose every week; this remedy was continued until April, 1866, at which time the eruption had ceased entirely. Erysipelas has not reappeared, but patient complained of intolerable itching of the scalp, which was beginning to be covered by a new crop of hair. *Arsenicum* 200, eight doses, one to be taken every week. On October 17, 1867, patient reported that since taking the last medicine she has neither had erysipelas nor that itching and that she felt perfectly well. In this admirable clinical case of this famed practitioner *Graphites* played an important role in effecting a cure of the habitual erysipelas. It also demonstrates what patience and perseverance are required, aside from the proper selection of the remedy, to bring such deep-seated affections of the epidermis to a successful issue. What dyscrasia may have been at the bottom is not discernable; patient had

never been seriously ill at her home in France. Had never been attacked by erysipelas. The new climatic conditions and change of life, on removing to Russia, can only be charged with having created a deep-seated psorical diathesis

Lachesis.

This great polychrest, worthy to be added to the elite group of antipsorics, is of service in recently acquired, as well as in constitutional erysipelas. Farrington gives a capital characteristic of this remedy and of those related to it, in erysipelas, in his clinical *Materia Medica*. But it is also suitable when erysipelas occurs on other parts of the body, especially on the lower extremities, as not infrequently observed in women during the climacterics.

Knorr relates, in the 118th Vol. of this journal, the case of an elderly sickly woman of a quiet, gentle disposition who acquired an erysipelas after every fit of anger or fright; it would either attack her ailing lower thigh or the face. On the leg she had several flat, always open ulcers. She took *Lachesis* 25, twice a day for several weeks, whereupon the ulcers healed and she has not had erysipelas for several years.

The second case was that of a girl, æt. 20, blonde, gracile and gentle, who was attacked in July with erysipelas on her leg and instep. It was treated and healed with *Belladonna* and *Graphites*. However there remained behind a hard swelling. In September she again had erysipelas on the same place. On October 10 she was again taken sick with a stabbing chill lasting two hours; during the succeeding night she had violent headache, persistent dry heat, thirst, vomiting of bile and pains in the right leg.

On February 12 she acquired erysipelas along the front of the leg from the knee to the instep. Received two doses of *Lachesis* 25, one drop each. On February 13 the fever was gone while a heavy perspiration set in. Erysipelas extends over the whole instep; on the outer side of the knee there appeared a large number of closely grouped flat vesicles from the size of a pea or filbert down to a pinhead; some were filled with serum, others with a bloody liquid of dirty bluish color. The intense redness of the affected parts has changed to a bluish tint. Great heat and violent burning in the legs. Gave two doses *Lachesis* 25, same as before. On the 14th. Redness and heat very much less.

Lachesis repeated. On the 5th day of the attack, the erysipelas is gone, and the vesicles are drying off. She stayed well for nine months; then another attack came on, which yielded to five doses of *Lachesis* in four days. Since then the attacks ceased. Hartmann states in his *Therapia* that he succeeded in curing an erysipelas, which always effected half of the face, and which recurred very often and was always preceded by several days, violent cramps in the stomach, by one dose of *Nux vomica* 15. This was a permanent cure, for the ailment never came back.

A girl, æt. 14, not yet menstruated, was attacked periodically every four to six week, since her eleventh year, with erysipelas. She had now an attack following a cold. The whole face was intensely reddened and much swollen, the eyes were almost closed. Several spots were covered with numerous yellowish vesicles of different size, which have coalesced on the left cheek. Head feels heavy, much thirst, pulse full without being hard, at 10 o'clock it was 105, no appetite, tongue coated a dirty white, no stool for twenty-four hours. Gave *Rhus* 18, two doses of one drop each. Three days after the erysipelas was gone, the vesicles desiccated and desquamation set in. After seven weeks there was a vesicle which *Rhus* cured within five days. Later on she received several doses of *Calcarea c.* 30, which did away with the predisposition to the disease, two and one-half years after menstruation set in, and since then her condition was normal.

In my own experience there are especially two cases to which I recur; both were young girls. The one was æt. 15, and menstruated regularly, but every time her menses were due she had an attack of erysipelas of the face with moderate fever. The face would swell, had a dark redness, with headache. *Graphites* and *Hepar sulph. c.* cured the erysipelatous disposition.

The other case pertains to a girl æt. 11, who has not yet menstruated. The uncommonly developed nose would point to a scrofulous diathesis, if it might not be caused by the oft recurring erysipelas of the face. These attacks occur very irregularly; at one time they are so slight that they run their course without medical assistance, the next may be a severe attack, with violent fever, implicating the brain, nightly delirium and great swelling of the venously reddened face, and especially of the nose. Rather large vesicles form with yellowish contents. These attacks always yielded to repeated doses of *Apis* 6 in water, so that the whole process ran its course within five or six days.

To break the disposition to these attacks she received an occasional dose of *Sulphur* followed later by *Graphites*. These remedies seemed to have been effective, for I received no reports of a relapse for several months.

It is worthy of note what "Schœnbein" says about the sequelæ to erysipelas habituale in regard to the dermal tissues—in his chemical lectures. "The return of erysipelas to the same spots is not only disagreeable because the patient is in danger of having a relapse on the least provocation, but because of another drawback, which however I have not yet met with in the face but on lower extremities, namely, that, in consequence of the frequent return of erysipelas, a degeneration of the dermal tissues is effected, ultimately forming elephantiasis." Schœnbein observed in Zurich several cases of simple erysipelas of the extremities (in persons in whom still another dyascrasia was present at the time), when the erysipelas, on the least provocation, would reappear every eight to fourteen days; with such, first the cutis became degenerated, its meshes filling up with a gelatinous fluid, which produced a sort of hypertrophy, so that it gradually assumed a thickness of several inches. The muscles remained intact, and were implicated only in so far as they were hindered in their functions, and finally wasted away under the constant pressure. Henle proved that the degeneration of the epidermis was caused by crust being formed by layers of incompletely developed epiderma doid tissue, which finally fissures and produces a form of cutaneous disease which has been named elephantiasis.

To guard against such developments we have a sovereign remedy in *Lachesis* which, according to one observer, has "dark-red, bulky swellings verging on deformity, and at times of a dough-like consistency (especially on the lower extremities), which often almost magically vanish under the use of that remedy.

Permit me yet a few words on the ætiology of erysipelas habituale. In view of the fact that habitual erysipelas is met with chiefly in girls and women in connection with menstrual disturbances (sometimes these are absent), or at least during this periodical hæmostatic flood, then again in connection with abdominal disturbances (stoppages of the anal venous system, hæmorrhoids, gout), it must be admitted that the arterial venous system furnishes the casual momentum of this peculiar disease; be that either an interference with the circulation of

the blood, or an abnormal (dyascratic) condition of the blood; a matter, which, however, has not yet been satisfactorily proven; and yet, if we observe that with some persons the least disturbance of the mind, the least fright, or slight excitement, may start an attack of erysipelas, the influence of the nervous system and especially of the vasomotoric cannot be ignored. The cystic course of genuine erysipelas, especially its terminations by desquamation of the skin, a course which it has in common with other exanthems, forces the conclusion that also in erysipelas an active instigator of disease, a contaginimum, must be at work; this has been conceded in "traumatic erysipelas," but in the exanthematic it is as yet still a mooted question.* If it then it be admitted that at the end of an attack of erysipelas, there remains even a minute quantity of these disease germs (so to say), which may with favorable conditions be roused out of their latent state into activity, then the frequent recurrence of the disease may be explained.

The case of Dr. Berridge, however, mentioned in the beginning of this article, is a unicum. For the probability is that the contagium vivum of the scarlatina was absorbed by the organism of the affected person, and it is remarkable that it produced not its like but an exanthem somewhat related to it, *i. e.*, erysipelas, and it was successively reproduced in other attacks.

In conclusion we desire to point out the gratifying success of Homœopathic treatment in such a difficult and withal rather obscure form of disease. This fact would stand out more boldly and more instructive for the younger generations, if our older practitioners could be prevailed upon to withdraw their light from under the bushel for the benefit of our literature.

CLIPPING HORSES.

MESSRS. BOERICKE & TAFEL:—I have been using Homœopathy for the last eighteen months successfully, and am deeply interested in it and studying it. I also desire to render you all the assistance in my power in making your work on practice perfect and in that endeavour I send you this note:

CLIPPING (paragraph 56, page 79).—This operation, which is

* Erysipelas, also in its exanthematic form is now generally conceded to be due to infection with the stæptococcus erysipelatus and more especially from scrofulous noses.—*The Translator.*

a product of and has been sanctioned by fashion and fancy, is one of the few freaks of fashion that is really beneficial; it needs but few remarks, but they should be carefully noted.

1. A horse in the employ of man exists in an entirely artificial condition and clipping is of great service to him for the following reasons. viz: Existing in an artificial condition, being housed, driven not as far, not as fast, as he wishes to go; but as fast as his master desires to make him, he often is driven till quite wet with sweat, which, his hair being long and heavy in the winter, forms a regular wet mat against the chest and flanks, and the poor brute stands exposed to the cold winds on the street while his mistress is shopping, till he becomes thoroughly chilled and pneumonia is induced, or he becomes more or less malarial, falls off in flesh, coat staves and he is generally out of order all winter till spring or summer.

Again, he may be taken out for a drive, brought into the stable hot, and soaked with sweat, stood in his stall; he needs no blanket; the Lord has provided him with a heavy coat; the stable is chilly, the sweat does not dry at once, but makes a regular wet blanket against him, which I have sometimes found wet in the morning on him, when called in to treat him because he has a chill.

If we had it continually cold, no matter what the general condition of the weather, otherwise from November 1 to April 1, without the mixed warm and cold, and wet and dry days, I should recommend leaving the coat on, as he would not then sweat; but here, it is this evening warm—a regular spring day. You go for a drive, coachman comes home, rubs down horse, puts on blanket, horse stands in stall, breaks out again after supper; about 10 p. m., it turns cold, stable chills, horse remains wet all night, next morning calls in Veterinary—pneumonia.

Horse clipped, well blanketed and warm in stable, goes out for a drive; the exercise keeps him warm. The air coming against the skin invigorates him; his eye is bright, step elastic, he wants to go, to kick up and play; he feels fresh; his exercise only warms his blood and keeps out the cold. The fresh cold air sends the blood coursing through his veins, and sets the skin to tingling, and he's a horse all over—a horse to be proud of. When he stops to stand in front of a door, or anywhere else, a blanket is thrown over him, and he keeps comfortable and warm; or he is driven, if used for shopping, under a quarter blanket and thus kept warm.

When he comes in from his drive, if wet he is soon rubbed dry, his nice warm clothes put on, and he is put away. There is no breaking out, no long hair to become soaked with sweat and cling to him all night, like a wet blanket and chill him to the marrow, and he is comfortable and happy.

This constitutes the proper winter treatment of a horse in the service of man, and in an artificial condition. Turn him out for the winter and keep him on a farm, and then I say leave on all the hair the Almighty will supply him with, and I'll guarantee he don't get wet with sweat once, if we had a winter twelve months long, from the exercise he takes himself.

Then again, another case in which I have found clipping beneficial.

I am a lover of all manner of living creatures, but especially of that class of stock known as blooded stock. Horses, dogs and cows, whose pedigrees can be traced for at least ten generations, and proven strictly pure.

This love has led me to own as many animals of that sort as my means would admit of, and in this way I became possessed of the thoroughbred stallion, *Oliver Twist*. When I bought him, I would not have given \$25 for him, but for the fact of his grand pedigree; he looked more dead than alive, his head drooped, his legs were filled, he was thin and poor, his hair stood up in every direction, and he would eat more than the other five horses I had in the stable, and then not do well. For four months I fed him all he would stuff; had him groomed three times every day; gave him every attention that the finest and most delicate of race horses could have, and still no improvement. December came; his coat looked like the wool on a sheep; his ribs showed, his back was hollow, he looked like a horse fifteen to eighteen years old, and he was only four years old. I clipped him on December 2. February 1, I put him in training, and he was then as fat as a beef steer, his eyes were bright, his head and tail up, and when taken out to exercise he could put a Texas pony in the shade; bucking, jumping and playing, and his new coat when it grew out, shone like satin; and all he got was clipping for medicine, and the same kind of feed he had before he was clipped, with this exception, that he got fat on half the quantity, and we had to sweat him under blankets to reduce him enough to run. I have tried this treatment on several horses since, and I find that a horse that is clipped will pick up flesh, eat less, drive better and more cheer-

fully, and do it with less fatigue to himself, and thrive generally during the winter, and do better in every way, than a horse who wears his coat.

You may take this for what it is worth, but I think this advice, condensed and put in place of the remarks quoted, will more generally meet the approval of not only veterinarians but horse-men in general. Of course I should recommend plenty of good warm clothes for the stable to take the place of the coat, and also insist that the horse be blanketed while standing in the street or elsewhere when exposed to the weather.

Very truly yours,

C. L. THUDICHUM, D. V. S.

Philadelphia, Dec., 1892.

VETERINARY HOMŒOPATHY.

I have had great success in the treatment of domestic animals. In my first year here I treated three hundred and eighty-six horses and lost three; last year I treated four hundred and six and lost one, and so far this year I have treated four hundred and fifty-two and lost but one—with tetanus. Very good for Homœopathy! It is amusing to see some of the Allopathic Vets. treating colic. They work and sweat half a day and then a great many times lose their subject. Homœopathy cures them in 60 minutes.

J. A. WIKOFF, V. S.

Knoxville, Tenn., Dec. 25, 1892.

DECOCTION OF APOCYNUM IN DROPSY.

In a paper under the above heading (*Eclectic Med. Journal*, Jan., 1893), the writer, Prof. R. L. Thomas, says that the large majority of cases of dropsy are of the passive nature—"the circulation feeble, the surface cool and palid, skin doughy and relaxed, deeply pitting on pressure, but cold with marked œdema, urine scanty and high colored. It is in these cases that the decoction of *Apocynum* is the remedy *par excellence*." He gives the following clinical cases:

"Case 1. Mr. F., aged 60 years—anasarca with heart complications of a serious character. Before falling into my hands, the patient had been taking various agents for the dropsy and heart troubles. The officinal infusion of *Digitalis* had been given a

thorough trial, but all to no purpose ; the effusion increased. He could not lie down, but sat propped up in bed. He was not passing over five or six ounces of dirty, chalky-looking urine in twenty-four hours. After taking the decoction forty-eight hours, he began passing water, and in twenty-four hours voided nearly a gallon of clear-colored urine, which gave relief to the impaired respiration, and enabled him to lie down and obtain rest and sleep.

“Case 2. Mr. T., aged 59 years, has had heart disease and dropsy for some months ; has not been able to lie down in bed for weeks, but sits in a large arm-chair ; has attacks of dyspnoea which he fears will end his life ; suffers great pain in the cardiac region, also in his lower limbs, which were enormously extended, as was also the scrotum ; the abdomen was greatly distended ; the arms full and hard, with great puffiness of face. Every part of the body seemed ready to give way. He did not pass more than five or six ounces of urine in twenty-four hours.

“After taking the decoction of *Apocynum* thirty-six hours, he began passing water, and when I called they drew the vessel from under the bed, and to my surprise it was nearly full of clear-colored urine. The swelling had largely disappeared from one hand and arm ; his breathing was greatly relieved, the pain much relieved, and he had gotten a more refreshing sleep than for days previously. The patient finally died very suddenly from the lesion of the heart, but great relief was obtained by the remedy.

“In rheumatism, where there is œdema, of the feet, with scanty secretion of urine, there is nothing better, if as good, as the decoction. In fact, in any diseased condition of a passive nature, where there is swelling of the feet and limbs, with deficient secretion from kidneys and bowels, the agent may be used with great benefit.

PERMANGANATE OF POTASH AS AN ANTIDOTE TO PHOSPHORUS.—Dr. J. Hajnos, recalling the experiments of Dr. J. Antal, who recommended the *Permanganate of potash* as an efficient antidote to *Phosphorus*, used it in two cases with success. A young painter, 19 years of age, drank, December 23, 1891, a solution containing the heads of two packages of sulphur matches. After washing out the stomach the writer introduced 500 grammes of a one-tenth per cent. solution of *Potassium permanganate* into the stomach, and permitted it to remain there ;

this was done one-half hour after the *Phosphorus* was taken. The patient did not vomit, neither did he have any pain or disagreeable sensations, as nausea, etc. As the patient felt well the next day he was discharged. December 25, 1891, a gardener dissolved five bunches of sulphur matches in two decilitres of rum, and drank the solution. The patient when seen was delirious, and permitted no one to approach him ; this was due, no doubt, to the alcohol drunk. He was bound down to his bed, his mouth forced open with a dilator, and a stomach tube introduced. Treatment as in the first case. After half an hour the patient vomited a portion of the solution, when he became somewhat quiet and fell asleep. Next morning there was slight nausea, yet he ate his dinner with a good appetite. In a few days he left the hospital cured. In both cases the remedy was quickly applied, and it exercised its full action.—*Wiener Medizinische Press*, No. 15, 1892.

THE patient, a woman suffering from cancer of the uterus, had been told that the knife was her only chance, and had come to the hospital to be operated on by some of our most reputable surgeons, but having witnessed several deaths following operations, she begged to be allowed to go the natural road, surrounded by husband and little ones.

When I was consulted in her case, I made an examination and found the uterine muscle hard like leather, with great pains in the hypogastrium and inability to walk.

I pronounced the malady cancer, too, for it had begun to break down and discharge with the characteristic odor, etc.

I then began to think over the case, and meeting another physician of like faith and practice, we discussed the matter, and concluded to try *Thuja*, whose value in breaking down tumors, fibroids, cancerous formations, etc., is unquestioned.

Accordingly, we made hypodermic injections of *Thuja* into the uterine body, and, in time, the hard, scirrhus, painful womb, became soft and spongy ; the patient made a complete recovery upon the one remedy, and two years later gave birth to a healthy child.

I can, if necessary, produce the patient to substantiate these facts, which will be of use to the readers of the *Brief*.—*L. V. Weathers, M. D., of San Antonio, Texas, in Medical Brief.*

“THE profession has recently been warned more than once through the unfortunate experience of surgeons that the use

of carbolic acid solutions as a surgical dressing is frequently followed by grave complications, amounting in some cases to a condition of dry gangrene of the parts that have come in contact with the acid. This complication may result when the original injury is only trivial. The first symptom the patient will complain of is numbness of the parts, or a pricking sensation; this is frequently followed by severe pain, and upon removal of the dressing the parts below it will be found to have assumed a dark blue or black color; to be without feeling, and in other words, to present the typical picture of dry gangrene."—*Philadelphia Medical and Surgical Reporter*. If the profession would substitute *Succus calendulae* for carbolic acid, and other chemical dressings, the result would astonish them. "Suppuration cannot live in the presence of *Calendula*" says Hughes. Its healing powers are marvelous.

SAW PALMETTO.—This is comparatively a new remedy, but I find it a superior remedy to excite the lymphatic system to action, particularly in enlargement of the prostate gland. I have prescribed it in many cases of old men past the age of fifty years, who had enlargement of the prostate gland and irritability of the neck of the bladder and urethra, with frequent micturition; gives not only relief, but if continued for a reasonable length of time will reduce the gland to its normal state and effect a permanent cure. * * —*John A. Hemming, in Chicago Medical Times*.

"I HAVE found *Chelone glabra* to be one of our most reliable cholagogues and tonics. It is indicated, specifically, if I may ascribe the term specific to the plant, in cases suffering from debility secondary to torpid conditions of the liver and small bowels. Not that it is not a valuable remedy for debility dependent upon other causes than hepatic torpor; but, that when thus indicated we attain its most valuable therapeutic results. The true science of medicine contemplates a correct diagnosis first, and next the removal of the exciting cause or causes, whatever they may be. Therefore, debility dependent upon a diseased liver, no matter whether the disease is some functional disturbance, or a lesion of some vital viscus, the remedy exerts a specific influence in the direction of a cure. Inflammatory, febrile and torpid conditions of the liver are its chosen fields. I have found it more valuable, however, in the treatment of subacute than active or very acute inflammatory diseases. It is thorough enough in its action, but too tardy when exhibited for the relief of active inflammatory conditions."—*Joel F. Hammond, M. D., in Georgia Eclectic Medical Journal*.

BOOK NOTICES.

The Eclectic Family Physician. By John M. Scudder, M. D. Twenty-first edition. Fifth revision. 884 pages, 8vo. Half morocco, \$5.00. John M. Scudder & Sons, Cincinnati, Ohio.

Dr. Scudder's "family physician," occupies about the same place in Eclectic, that Laurie & McClatchey's work does in Homœopathic domestic practice, and no one goes astray who, wanting a complete work of the sort, takes these two books as representative of the best in their respective schools. There is a good deal of common sense scattered through the pages of Dr. Scudder's book, and some medical hints that take one back to the old herbalists. Under "Dyspepsia," peach-tree bark tea is recommended, if there is much irritation of the stomach, and especially if attended with nausea. "There is no other agent with which I am acquainted, that exerts a better influence upon the stomach than this, and I have known many persons radically cured by its use." If men would look more to the "simples" furnished by nature, and less to the so-called scientific products with jaw-breaking names, that emanate from the laboratories, it would be better for sick humanity.

Notes on the Newer Remedies. The Therapeutic Application and Modes of Administration. By David Cerna, M. D., Ph. D. 177 pages. 12mo, cloth, \$1.25. W. B. Saunders, 1892.

The "Newer Remedies" of Dr. Cerna are chiefly the products of the laboratory. Such remedies as *Passiflora*, *Saw Palmetto* and the like are not to be found in his little book. He rightly says that so great is the number of new remedies constantly put forth that it is impossible for the standard works on therapeutics to include them, and hence this little volume, a sort of therapeutic tender to the big books. If any of our readers want to know the uses of *Tri-chloral-dehydphenyl-demethylpyeazonol* or *Metamidophenylpar-amethorychinotine*, or of several hundred others of the same category, this is the book to buy. Of the last named—we decline spelling it again—it is said: "This drug has recently been recommended as an antiperiodic in the treatment of malarial diseases, in which it is said to be equal to quinine." Of the first named long, linked out drug it is said: "The remedy is generally employed, with good effect, as an anti-spasmodic, and particularly as a hypnotic." Homœopaths will smile to find "Nitro-glycerine commonly called Glonoine," masquerading as a "new drug," also *Cactus grandiflora*, *Hamamelis*, *Phytolacca* and *Rhus tox*. The last named "new drug," among others, is "said to be of great value as a brain and nerve stimulant."

Homœopathic Recorder.

PUBLISHED MONTHLY BY

BOERICKE & TAFEL,

1011 Arch Street,

Philadelphia, Pa.

SUBSCRIPTION, \$1.00 PER ANNUM.

Address communications, books for review, etc., for the Editor, to E. P. Anshutz, P. O. Box 921, Philadelphia, Pa.

WE do not like to compare the storms that, ever and anon, rage in the columns of our esteemed contemporary, the *Medical News*, published by Henry C. Lea & Co., medical publishers of Philadelphia, to tempests in a teapot, but candor compels the admission that they bear some points of resemblance. The tempest in the teapot is very violent while it lasts, so are those which shake our own, and only, *Medical News*; the tempest in the pot never extends beyond its lid, neither do those of the *News*. It has done its little best to kick up a row with Homœopathy in which some of the other journals would join, but they remain stolidly indifferent.

The storm centre of the latest disturbance is a little book published by Boericke & Tafel, yclept *Safety in Cholera Times*; this book "the great and official Homœopathic druggists, Boericke & Tafel" have dared to advertise "in non-medical journals," and this has been done "most unblushingly and frankly." It then quotes the advertisement, that appeared in *The Nation* three or four times, in full. For this free card it makes no charge, and the publishers of the book ought to be grateful for this best of advertisements. Here is a paragraph from the advertisement:

From official reports, covering over a million cases, we learn that the death rate of the "regular," or Allopathic practice in this disease [cholera] has been (and, from present reports, is) 54.8 per cent, of the cases treated. The same reports that the death rate in cholera under Homœopathic treatment was 8.5 per cent.

Much can be forgiven the *News* for thus once letting the *facts* on the cholera question into its columns. It does not openly deny the truth of these figures, but says that "an insult to popular intelligence is implied in the roaring claim of 'cures' of cholera by these or *by any means*." The italics are ours, emphasizing an admission that the "regular" has no cure for this disease and openly admits the fact. It is well that this admis-

sion should be made public to the fullest extent, for should the disease, appear next year the people will then know that they can have nothing to hope from, "regular" treatment, and they may then look to Homœopathy for succor. If so they will not look in vain.

For this important admission we can afford to overlook the berating the *News* gives Homœopaths, physicians and laymen; for saying that the Homœopathic public is involved in the "densest medical ignorance;" for the assertion that the Homœopathic physicians "acquire the necessary medical knowledge" from "regular" sources, and then turn on their teachers, and "commence to fight the 'bigoted Allopath;'" for the flier that "not a bacillus" has been discovered by the Homœopaths (alack and alas!) and for saying that they are "spongers all!" This, and more, can be forgiven for the frank admission that the regular can do nothing to cure cholera. This fact has been known to the Homœopathists since the year 1840, but never before admitted. Now that it is no longer disputed, perhaps the "regular" physicians will consent to learn of Homœopathy. *Safety in Cholera Times* (cloth, 60 pages, 50 cents; by mail, 54 cents), designed for the public, will give them more valuable knowledge on the subject than can be found in their entire literature; or, better still, *Asiatic Cholera* by J. P. Dake, M. D. (cloth, 44 pages, 50 cents; by mail, 54 cents), a reprint from Arndt's *System of Medicine*, will give them the experience and treatment employed by a Homœopathic veteran, who has fought every epidemic of cholera that has visited this country, and met with brilliant success.

Come, gentlemen, the "better way" is open to you. Do not let your poor code of ethics or your pride and prejudice deter you from turning into it.

DR. GEO. H. DEACON, of Lima, Peru, writes under date of January 2, 1893, to Boericke & Tafel:

"Some time ago I got from you by mail 4oz. of *Sabal serrulata*. I quickly used it, and its blessings are not exaggerated. Please to send me another 4oz. bottle and two 2oz. bottles besides.

The *Minneapolis Homœopathic Magazine* says of Dr. Burnett's book, *Ringworm*, just published:

This is a book for all Homœopathists. The author believes, and proves by his cures with internal medicine, that it is not necessary to use parasiti-

cides. The closing paragraph of the preface to the little work indicates the idea which has been elaborated; it reads as follows: "The tricophyton is not the disease itself, but its organic scavenger. Cure the internal disease, and this scavenger dies."

PEOPLE on reading a comment on a book often want to know its price, etc. If the book is Homœopathic, turn to the catalogue in fore part of the RECORDER, and not only the price of each book will be found but also, its *net* price and the postage necessary if wanted by mail. New books as issued will be added. This feature of the RECORDER will prove to be very convenient to the profession.

IN a paper on "The Specialist in Medicine," read before the Medical Fraternity of Worcester, Mass., and printed in the *New England Medical Gazette*, (January, 1893), Dr. J. P. Rand, says:

And yet we look at "*Hering's Condensed*," and wonder when he did it. Like the clown's surprise over a colored baby, we wonder how anything so dark could be so light (?). The stolid flights of reason fail utterly to reach the ethereal heights of the primitive Homœopath. They are gone, and over their sacred dust in justice let us at least bring one tribute to their memory, for it is to them we owe our existence as a school, our success as individuals, and the beneficent results which have, through Homœopathy, been obtained.

So though existence as a school, success and the beneficent results of Homœopathy are due to the "primitive Homœopath." "We" regard him and his books, with the surprise of a clown at a colored baby, wondering how he could be so dark, and yet so light, which singular flight presumably intends to convey the information that books like Hahnemann's *Materia Medica*, (the aboriginal old Homœopath!), and Hering's *Condensed* (revised by a primitive man like Farrington), and books of that class were taken seriously by the early men, but are really as light as chaff. How puerile the simple provings of *Bryonia* seem when compared with the modern fact that "*Metamidophenyparamethoxychinolin*, has recently been recommended as an anti-periodic in the treatment of malarial diseases, in which it is said to be equal to quinine." This information is quoted from one of the very latest medical works, bearing the imprint "1893," and this fact, together with the name of the remedy, shows it to be one of the most modern and "advanced."

Strange to say, the publishers report that the demand for Hering's *Condensed Materia Medica* is strong, steady, and from date of issue, unailing; indeed they say that the past six

months show a marked increase in actual sales. The books of the "primitive Homœopath," show no disposition to sink into oblivion. They have been sneered at before, many times, but the sneer is ephemeral while their truth is eternal.

"IN corroboration of this statement, I remind the reader of Dr. Kallenbach's observation, who gave his diphtheria patients, when this epidemic first broke out in Hague, *Apis* and *Lachesis* in alternation, but who afterwards, when he wished to find out which of these two remedies really affected the cure, saw those of his patients to whom he gave *Apis* alone, recover in three days instead of five, whereas those who received *Lachesis* alone, did not improve at all."—*Jahr's Forty Years' Practice*.

IN its notice of Allen's *Primer of Materia Medica*, the *American Homœopathist* says:

This volume contains 408 pages, treats of 182 remedies, is handsomely bound in cloth, and costs \$3. It is a little larger than the Pocket Book, and, of course, covers a great deal more ground. The work itself is excellent and forms a good "arm of precision" for the practitioner, and as such we gladly recommend it. We like the preface amazingly well. Some of the remedies treated are exceedingly rare, but their characteristic points are carefully presented and make a clear picture.

"THE dream-records among the symptoms of our drugs have furnished me important indications in many cases where the physical and mental symptoms would have led me to the selection of the remedy adapted to such cases, and where the most fortunate selection of the remedy was entirely due to the symptoms recorded among the dreams. To illustrate, I remind the reader of dreaming about corpses and dead persons generally, which are so characteristic of *Silicea*. Guided by these dreams I prescribe *Silicea* which is, it is true, likewise suitable to hysteria and deep melancholy. She was mourning the death of her lover, and I felt so much more confident in the success of my prescription as she fancied she saw him in his coffin and a number of dead persons in front of her on the road; the success surpassed all my expectations."—*From Jahr's Forty Years' Practice*.

IN reviewing Dr. Bradford's *Homœopathic Bibliography, The Clinique* says:

This volume is what it purports to be, "as complete a collection of the data regarding the progress of Homœopathy in America, as it has been possible to make." It is, indeed, a permanent record of the Homœopathic

books and institutions, past and present, of the United States. That our school practice has assumed such proportions as would justify and necessitate such a work will be conceded by every intelligent physician; and that the author of this book was the fit person to prepare it, and to superintend its publication, is equally evident.

The first three hundred pages give a list of 877 authors with the titles, dates and publishers of their books, monographs, reprints etc., which shows that within the years that are named, no little strength was spent, and a great deal of ink spilled in the demonstration and defence of Homœopathy. For the book reaches back to the time when our predecessors were tethered to the hack-work of fighting for their principles. In order to establish themselves, they had to prove that professional disabilities on account of a difference of medical opinion are quite as indefensible, as civil disabilities are because of difference of opinion on moral and political subjects. And hence a large share of the earlier writings of these authors, especially, were not clinical, but controversial. But, as time went on, we find that consecutive dates show the best of them to have become interested in practical instead of partisan topics. No one can study the evidences of substantial progress in our literature, that are furnished by Dr. Bradford without satisfying himself of the marked advance that has been made within the last quarter of a century.

WHAT a wild and virtuous howl went up, a few years ago, over certain nosodes used by the Homœopaths at times as indicated. But now a writer in *Chemist and Druggist* says: "When these bodies are known the diseases may be conquered by fighting the bacteria with their own products, thus adopting a new and true Homœopathic treatment." As usual, gentlemen, you are far in the rear. If you do not believe this get a copy of Dr. Burnett's *New Cure for Consumption*, and it will convince you, and also teach you something of the use of these *most powerful* of remedies. Used in your doses, even your smallest, the effect would be disastrous.

THE following rare books may be had at Boericke & Tafel's pharmacy, 1011 Arch street, Philadelphia:

One copy *Jahr's New Manual*, by Dr. Hempel *Materia Medica* with Possart's Addition and Repertory, in one volume, \$4.50.

One copy *Gross Comparative Materia Medica*, by C. Hering, \$8.00.

One copy *Thomas Post-Mortem Examinations and Morbid Anatomy*, \$2.00.

One copy *Hahnemann's Materia Medica* by Hempel, two volumes bound in one, \$9.00.

"I ONCE asked Dr. Lippe how he studied *Materia Medica* or a new remedy? He answered that he read the proving over carefully, and continued to read it over and over again until he saw by comparison, something that was different from all other remedies that he remembered—something that seemed absolutely characteristic; and the first time he got a chance to give the medicine, he would do so, and watch the effect upon that symptom, or series of symptoms, and if it produced an amelioration or decided the cure, he put it down in his book as well as his mind."—*Dr. T. C. Duncan.*

"I WANT to identify Farrington's work [*Hering's Condensed Materia Medica*] with Dr. Hering's, as a matter of conscience. Dr. Farrington's book is simply Dr. Hering's, remodelled by a young and capable editor, added to with great ability and power of his own. From the first to the last pages, however, you will find Hering's *classification by natural families*—of minerals, plants and animals—and *Hering's Clinical Observations*; all being reduced to the fascinating *form*, which we owe to Farrington."—*J. C. Morgan, M. D.*

The following is from a personal to Dr. Bradford concerning his *Homœopathic Bibliography*:

"The book is exceedingly useful to me, one to which I make frequent reference, and I am surprised at the accuracy of the work you have done.

"Your arrangement has made it possible and comparatively easy to make up an index of subjects.

"Yours truly,

"HENRY M. SMITH, M. D."

New York, August 31, 1892.

PROBABLY before this number of the RECORDER reaches the reader three new books of importance to Homœopaths will be on the shelves, namely, McMichael's *Compendium of Materia Medica, Therapeutics and Repertory of the Digestive System*; the third and much-enlarged edition of Boericke & Dewey's *The Twelve Tissue Remedies of Schüssler*, and Verdi's *Special Diagnosis and Homœopathic Treatment of Disease for Popular Use*.

Dr. Verdi's book will doubtless mark a new era in Homœopathic domestic practice. It is a splendid production, and is *interesting* even though written for popular use. A work from the pen of a veteran like Verdi will, doubtless, contain much matter that physicians can profitably scan.

The new edition of Boericke & Dewey's *Tissuc Remedies* is much larger than the preceding editions, and embraces all the new matter in the new German edition just issued by Schüssler.

McMichael's *Compendium* is a library on the treatment of that very important department of man, his digestive system, in itself—*materia medica*, therapeutics, all the corollaries and a very complete repertory. The work may be examined at the pharmacies, or a specimen sheet will be sent on application, together with preface explaining the plan of the book, by addressing the publishers. Cloth, \$6.00; half morocco, \$7.50. Express-age extra.

THE *New England Medical Gazette* says of Yingling's *Suggestions to Patients*:

This leaflet contains suggestions and instructions, by carefully following which a patient may be enabled to write a systematic and intelligent description of his case, so that his physician may have a fairly definite and accurate conception of the case on which to base his prescription. The author's idea, which is well carried out, is commendable and useful, and the pamphlet may be put to very good use by those who are frequently called on to prescribe by letter.

The price of these handy leaflets is twenty-five copies for 50 cents; by mail, 54 cents. Stamp your name on their cover, and they make a very neat bit of reading to slip in with letters.

AMONG Repertories Allen's *General Symptom Register* stands first in arrangement, completeness, scope and fullness. The *American Homœopath* well said: "A work so great as this is beyond ordinary criticism." The whole of the encyclopædia's 10 volumes is compacted into its pages, a wealth of material to be found nowhere else.

A STEADY demand has made it necessary for the publishers to reprint Baehr's *The Science of Therapeutics According to the Principles of Homœopathy* (2 volumes). It is a standard work in which, said the *British Journal of Homœopathy*, "the relations of maladies to medicines are studied no less philosophically than experimentally, with an avoidance of abstract theorizing on one side, and of mere empiricism on the other, which is most satisfactory."

THE book of wine cup and cigar and the many-ringed glass, whose appearance tells of the end, in other words, Helmuth's *With the Pousse Café*, received the following deft notice from the *Southern Journal of Homœopathy*:

The felicitous turns of phraseology, the vivacity of rhythm and the tunefulness of rhyme, the genial humor, the quick insight into the things that be, and the ready paraphrase of the things that seem, render the neat little volume a desirable addition to every library and will assure to it a delighted acceptance among all sorts of readers and all sorts of tastes. Homœopathy is proud of its poet laureate.

In an age of sanitary and hygienic thought the appearance of a new book [*"Incurable" Diseases of Beast and Fowl*], replete with the modern scientific lore, is heralded with pleasure. This work includes the Homœopathic treatment of pleuro-pneumonia, rinderpest, glanders, tuberculosis, roup, and chicken and hog cholera. It is a reprint of the eighth edition of Moore's famous monograph upon these important subjects. Many additions have been made, and the original statements will be found as true to-day as when they were first written. They are of inestimable value to veterinarians and cattlemen.—*Medical Current.*

BERJEAU'S work, *The Homœopathic Treatment of Syphilis, Gonorrhœa and Spermatorrhœa, and Urinary Diseases*, has been reprinted. No changes have been made in it, and indeed none are called for, as the work is very complete. What was Homœopathic to a given condition yesterday is still the same to-day.

BOERICKE & TAFEL, have collected all that is known on the treatment of obesity by *Phytolacca berries*, and published it in a circular for gratuitous distribution. A copy sent on request. The testimony from physicians is very strong in favor of the new treatment, and to judge by the reported demand for the *Phytolacca berry tablets*, experience must justify it. These tablets contain exactly two drops of the pure juice of the frosted berries, and are by all odds the best form in which to administer it.

THE *Journal of the British Homœopathic Society*, edited by Richland Hughes, started a "new series," Vol. I, No. 1, on January, 1893. In his editorial preface the editor says:

But we would have it distinctly understood that we in no way seek to rival *The Monthly Homœopathic Review* and *The Homœopathic World*. We occupy different ground from these, our contemporaries; we give no news (save of the Society itself), review no books, take no part in medical politics or controversies. We aim only at providing the members of the Society with a record of its work, and a series of excerpts from the journals which lie on its table. If we can perform this task to their satisfaction our aim will be attained.

ONLY the highest standard of merit, quality, purity and general excellence could have created the large demand that has grown up for the Romanshorn Milk, without any great expenditure for advertising. It is not a cheap milk (25 cents per can), but is undoubtedly the best milk in the market—condensed, sterilized and preserved without the addition of any chemical, sugar or anything else. It is pure milk. For infants it is a real blessing.

“EVER sadder, ever more gloomy, are the prospects of the development of our art in the new century; without friendliness and good-fellowship among its professors, it will remain but a bungling art for another century.”—*Hahnemann, 1801.*

“It [*Passiflora*] is valuable in the acute stage of gonorrhœa. It somewhat overcomes the burning sensation in voiding urine, and prevents many of the unpleasant troubles which accompany this stage of the disease, such as painful nightly erections, etc. The use of *Passiflora* internally, in connection with some good injection and a mild cathartic (*Sulphate magnesia*) occasionally to keep the bowels soluble, will overcome many of the most obstinate cases of this disease.”—*Dr. H. M. Hennel, of Coshockton, O., in Ec. Med. Journal.*

“It is not easy to mistake the remedy, finding flushed face, bodily coldness, coldness of hands and feet, anæmia, with constant return of solid food. These are roughly characteristic of *Ferrum*.”—*Kent.*

“IN treating diseases of women I find them needlessly irritable, frontal dull or splitting headache, pains in liver, constipated, hard dry stools, cough, with desire to hold the chest during cough. For these symptoms *Bryonia alb.* is invaluable. In nausea and vomiting of pregnancy, or fever, as malarial fever, and in malaria it is worth its weight in gold. In pneumonia we can not find its equal. In headaches of long standing I give the same remedy, three powders every ten days. In diarrhœa of infants or adults it is a sheet anchor. In emphysema of the lungs *Bryonia* will cure if given early in the disease.”—*Helena M. Cady, M. D., Louisville, Ky.*

PERSONALS

Send all Changes of Address, etc., to RECORDER, for free insertion.

Malaga, N. J., wants a Homœopathic physician. Address, A. P. Fox, of that place.

Dr O. B. Moss, author of *Beauty Health and Strength for Every Woman*, has removed from Kansas City, Mo., to Topeka, Kan

The *Clinical Reporter* speaks of a terrible fight between the *Medical Mirror* Maltese, and the *Medical News*, Tom. Our own Allopathic Tom seems to have licked the St. Louis Mauler.

The time is coming when the only safe place from bacteria will be a bathtub full of carbolic acid.

You can feel the *Hahnemann Pulse* four times a year for 50 cents. It is published by the students of Hahnemann College, Chicago.

Bellevue Hospital, New York, is quarantined.

"We cannot cure the sick," says the regular brethren. But they demand that all medical power be given unto them. Queer position.

Disinfect your letters; there is "a lurking danger" in the licked stamps, says the *Lancel*.

Bacteria riots on bank notes. Get rid of them. The RECORDER will take one for that subscription. \$1.00.

B. & T. have got hold of a neat little Yankee notion. Set it on an ordinary gas burner and you have as good a little stove for warming a small quantity of water or food as need be. 25 cents; By mail, 35 cents.

Quarantine doesn't stop that sewer gas or purify that foul vault.

Science is permeating the masses. A lot of European coal heavers recently refused to unload a coal barge until the coal had been disinfected.

A ship arrived at Hamburg from America with two cholera cases aboard. Hamburg quarantined her. This reminds one of the gentleman who carried an umbrella to protect himself from the rain while on his way to the river to drown himself.

Some day the world will discover that soap and water is a better disinfectant than even corrosive sublimate.

An Austrian doctor kept himself so thoroughly disinfected that he lost his teeth, and now fears for his bones.

Does whistling lessen brain power, or does lessening brain power cause whistling?

Phytolacca Berry Tablets are really doing some good work in reducing superfluous fat.

The proprietary medicine men have taken up with the *Phytolacca berry* treatment for the fat, also with *Saw palmetto*, also *Cactus*. Don't pay them fat prices for what you can get in better shape from your pharmacist.

The Georgia Eclectics are fighting an Allopathic medical bill, "to protect the public." *Alias*, "to put down rival doctors."

If the proposed "tax on quacks" goes, what a time there will be in deciding "who are the quacks?"

As a matter of course, the Homœopathic asylum ends the year with a lower death rate, and a higher percentage of cures. This time it is the Fergus Falls, Minn., Asylum, which forges away ahead of its Allopathic rivals in that State.

Boericke & Tafel now carry a line of the *Vinolia* soaps and goods. If you want something *elegant* take them. They are not *cheap*, but the finest obtainable.

What *Cod liver oil* can't do in the matter of curing disease, isn't worth doing—according to the medical ads.

"The first of these unmistakable laws of nature is: *The susceptibility of the living organism for natural diseases is incomparably less than it is for medicines.*"—*Hahnemann, Matera Medica Pura.*

THE HOMŒOPATHIC RECORDER.

VOL. VIII. PHILADELPHIA AND LANCASTER, MAR., 1893. No. 3.

HELODERMA HORRIDUS.

Notes on Provings.

First. Accidental, or before I was fully ready to begin the proving:

Introduction. Having seen in the HOMŒOPATHIC RECORDER a question as to who would prove *Heloderma horridus*, or the Gila monster, and having something to send to the RECORDER, I answered that I would. At that time I was debating in my mind what I should try to prove next, and here was something that was needed. Why not take this? and so I answered that I would, not knowing at the time what I had promised to do; but having given my word, I would not back out; although I felt, after reading up what I could find about this monster, that I had made a very rash promise. Boericke & Tafel sent me a vial of the 6x trituration. Of this I dissolved one drachm vial in four ounces of diluted alcohol, and, after succussing for half an hour, I medicated with this some No. 35 globules, and took three or four drops, or what wet my finger while I was succussing. I did this unthinkingly, for I was intending to begin with the week and make a note of my pulse rate and temperature, but was seized with such an internal coldness from my heart, as if I was being frozen to death internally, and I had no way of warming myself. Resisting the temptation to take something, because I believed that this was the direct result of the drops of *Heloderma horridus* I had licked from my fingers, I resolved to bear it as well as I possibly could. But, oh, the coldness from within outward! My mind was clear, and movements were good as usual; nothing but internal coldness, as if I was filled with a deathly coldness.

I wrote to Dr. T. F. Allen to ascertain if he knew of any antidote; he did not know of any, and I believe not any is known.

After suffering for some time, until supper was ready, I ate some hot sour pickles, which warmed me some, and I think antidoted the poison. *Acetic acid* may be an antidote to this alkaline poison. At least, it is worth remembering. Oh, how powerful this new poison!

Dr. T. F. Allen said the dose was too strong, and that the 30th was low enough to prove.

And now, what is this poison or creature from whence this poison is secured? It is a lizard, said to be the only reptile known whose poison is not acid but alkaline. Many have been poisoned by it, but no clear record has been kept as to how they died. The death is remarkably sudden, and, perhaps, because of this suddenness, it is said to be the result of paralysis of the heart.

I intend proving the 30th potency of this venom. My notes are to be jotted down as I am about my professional duties, and, as the feelings are noticed, I shall not try to classify them, but jot them down as they are forced upon my attention.

I think, however, to make my proving clear to any one, all that is now known about this creature ought to be published in connection with this and other provings.

Notes on the Provings of the 30th Potency of *Heloderma Horridus*.

December 5th, 1892. I am in my sixtieth year, sanguine, bilious temperament, fair complexion and weigh 160 pounds, height, 5 feet 6 inches. My normal pulse rate is 72, full, round, and regular. Temperature, 98 2-5. I am in very good health. Good appetite, sleep well, dreamless, awake about 4 a. m. to urinate, and then sleep until 6 a. m., when I get up for the day. By this afternoon's mail received from Boericke & Tafel *Heloderma horridus* 30th. At once took one drop on my tongue, one hour and a half after lunch. Good feeling. I have a slightly ulcerated left nostril. Nostrils and ears are dry. A slight headache and some irritability of temper. My chore boy is very trying. My pulse is fairly good. Bowels move daily, but not very freely. I do not drink alcoholic beverages of any kind, neither do I smoke nor drink strong coffee, or tea, or cocoa. My usual and favorite beverage is hot water with a little milk and sugar in it. If much sugar or salt is used my stomach gets very sour, and waterbrash is the result. I therefore use very little of either, though I am very fond of sweetmeats. My urine is good

in quantity and color. Water passed since lunch, specific gravity 1.020 per cent. Acid reaction. Slight traces of phosphates.

This a. m. had neuralgia of right cheek, from cold.

When I received the first bottle of *Heloderma horridus*, I took a one drachm vial and filled it with the 6x trit., and dissolved it in four ounces of diluted alcohol, of which I took a few drops; dried my fingers on my tongue, and a severe feeling of internal coldness, so intense as to cause me to fear being frozen to death, ensued. I had some twitches about my heart, as if the blood was hard to get in or out. I was somewhat alarmed, but as I had no trembling I sat over the register and tried to get warm. The day was a very cold one, but my office was comfortably warm, and I had no consciousness of having taken cold.

I was not surprised at feeling this so soon after taking the few drops, for I know that I am very sensitive to any medicine, and have a bad habit of tasting medicine, but never without being conscious of its effects, sometimes very unpleasantly so.

Now, to-day is warm and damp, thunderstorm this morning, although it is December 9th. The storm lasted three or more hours; lightning very vivid. I had already taken one drop of the 30th, with a severe nervous headache, but I forgot that when I took the medicine. I have medicated 2 oz. No. 35 globules with 30th dilution, and have taken six globules as a dose before they were dry.

A feeling of heat in head and face, some headache over the right eyebrow. Cold feeling in my legs; after two hours a numb feeling around and down my left thigh; feeling very drowsy, so took a short nap in my chair. Was awakened suddenly with a jerking in my head. Central part of frontal bone so queer as to awaken me.

When my office bell rang it threw me into a startled and trembling condition, something new to me. At 5:30 took four globules more.

8 p. m. The pressure at my heart and in my head and scalp, is very great. A feeling of great heat and some pressure. Not so much burning in my face, but a feeling on my left cheek as if being pricked with points of ice. A very severe and tired feeling, with coldness of legs and feet. A slight dryness of my lips, with a tingling feeling and great dryness in my throat. Gurgling in the region of the spleen.

9:30 p. m. The pressure and heat on the top of my head appears like an inflammation of the meninges. It does not affect

my mind; that remains clear, and I can think and read as well and as long as ever. No more medicine.

Last night whilst retiring had some sharp, shooting pains in my bowels, more on the left side of abdomen, and sharp twinging in left testicle. During the night had some erection of penis, but felt too tired to take advantage. A feeling of great prostration. In my dream this feeling of weakness was uppermost; I was, in my dream, delivering a temperance lecture, and would have made this weakness an excuse, but remembered that I never make excuses when in any way I am able to go; so delivered my lecture, but had this strange feeling as if I was asleep, or was perfectly unconscious of what I was saying, and only became conscious when I had finished, at the applause. I had been speaking one hour by the clock, which I could distinctly see pointed to half-past nine. This feeling was just as if I had awakened from sleep, and yet it was all in my dream.

Morning. My head is better on the top; that burning feeling is gone, but have a soreness and a stiffness in the occiput, extending down my neck; great weakness and giddiness if I move very quickly; otherwise mentally clear and bright, but not inclined to talk. Bowels moved more freely than usual this a. m. Before 7 a. m. a slight numb feeling down my right leg. My feet are more sensitive to the cold than is usually the case with me, and as it is a very warm, bright morning cannot otherwise account for this coldness of my feet than as a part of the effect of the drug. My throat and tongue are very dry (I am a mouth breather), but they are painfully dry, very much more so than usual. Have a stinging sore feeling in my right tonsil. Urine was not passed as freely as common.

No medicine taken to-day. My head has felt sore all the day, with aching at the base of the brain; very weak; no desire nor inclination for exertion in any way. Heart has a good deal of sticking pain, shooting through towards the right side from the left. Stitches in my abdomen, followed by a loose, copious stool, lumpy, of good color. Urine scanty. Trembling a good deal in my left side, hands very shaky. The ringing of my office-bell would startle me into a trembling. Am very weak, very nervous. No headache, but a sore feeling. Mind clear. Calm feeling. A desire to be quiet. Copulation long and very enjoyable. A large flow of semen.

No medicine to-day. Head still feels sore; great itching of the eye-lids, and much flow of water. Sore mouth, tongue very

tender; numb feeling along the left side, and down left side of my body; feet very cold; the coldness caused me to tremble very much.

Very restless. Night. No dreams. Bowels more free. Urine better, flow large quantity, often very clear; no smell. Specific gravity, 1.010.

Pain in head and soreness relieved by a copious flow of wax from both ears, but more from the left.

Pain over the heart; left nipple changing to right nipple.

Pain in bowels. Second free soft movement 11 a. m.

Soreness of the mouth, and sore stiff feeling at the parotid gland; stiffness of jaw; transient not weak to-day. More cheerful.

No medicine to-day. Not so restless last night, but was wakeful. Awoke some time towards morning with a feeling as if something had exploded in my right lung; the pain caused by it was deep in towards my left scapula. It kept me awake some time wondering what it could have been, but it passed away.

Severe headache; soreness; a desire to be quiet; don't want to talk.

Bowels moved easily; appetite good; feet and legs still very cold. It is a new thing for me to go to bed with feet like lumps of ice. Mouth and throat better.

This morning while sitting in church had a very sharp, stitch-like pain in my right kidney and great drawing in my left hand, as if it were being drawn together puckered up or with pain, followed by tingling and prickling in the fingers similar to what we feel when we say our feet have gone to sleep. Anæsthesia, then this tingling feeling ran up my left arm with some jerking, and caused a twitching or jerking in my head as if it were being drawn round to my left side; this was only transient. The feeling on the top of my head is such as I have experienced by being burned by the sun's heat. I have a good deal of tingling about my heart.

It seems to me somewhat strange that so small a dose, about 30 globules of No. 35 or less, should have set up such a series of strange, and, to me, new feelings; yet there is nothing else I can think of that might cause them. My eating and drinking is of the simplest kind.

Some giddiness several times to-day. Not much inclined for work. Soreness of head continues with tingling, and in hands, and around, my heart. Awoke in the night with a very hard pain in my bowels, left hypogastric region. Very severe while

it lasted. Very severe headache; all around like a tight band or compress.

The soreness on the top of the head is not so severe, but the pain in the head is greatest in frontal and occipital bones; considerable giddiness; pain in my back, lame feeling, and across the pubes bone, extending down into the left testicle.

Sleep better. Dreamed about the Gila monster. Tingling in palm of my left hand and along my fingers. I feel cold, but not so much so, but shrink from exposure to the weather and am more inclined to sit over the register; this is very unusual with me.

Headache very severe all the day this a. m. While driving my round it was almost unbearable, and has continued bad all the day, and yet it has not affected my mind. Tingling down my arms and hands to the finger tips. Stitching pains through my bowels. Urine not so free; muddy looking. My eyesight has improved; before commencing this proving, when I looked at the stars or distant lights, there always appeared a small cluster of lights below, to the right of the main one. Now this has disappeared, and last night I could see the stars and lamps distinctly without any appendages to them. Some had a tail to the star, like a comet, only it was always on the upper left side, but this I do not see now. Astigmatism gone.

No medicine to-day. Some twinges in my left leg and left hand. Pain in my head; only on the left side. Later in the day the pain began in my right ear, extending round the back to the left. In the night dreamed of urinating in the bed, but did not. Awoke and emptied the bladder; a large quantity, very clear and bright.

No medicine to-day. I had a good night's sleep; had another dream that I was urinating in the bed, which awoke me about 3:30 a. m. Again passed a large quantity of clear, pale urine. Bowels rather torpid.

Tingling, numb feeling down to my finger tips; otherwise well. Head free from pain and giddiness.

December 24th, 1892. Have not taken any more medicine, but have been watching what I fully believe are the effects of my first doses. The trembling along my nerves, in limbs, mainly in the thighs and arms, when in bed, will often come on strong enough to awake me out of sleep. Sometimes when quietly reading a trembling will take me and shake my body so as to prevent reading, and sometimes when writing, but it is only for

a few seconds at a time and only at infrequent intervals. My mind remains clear. Appetite good, sleep well, and have nothing to worry myself about.

December 29, 1892. No medicine. Some trembling, but not so great or so extensive; it does not now extend along the whole limb. Parts of right arm and left thigh hemiplegial; no acute feeling. But some muscles will twitch and tremble for a few seconds. Just enough to arrest my attention and amuse me, and I feel like saying, "Hello, *Heloderma hor!* have you not done with me yet?" For it is a great surprise to me how these feelings will come on and creep over me. And I am inclined to ask myself, can it be that all these strange and to me new feelings can be the effects following the taking of these few doses? And yet, if it were necessary, I could swear they were. I have my fears if I will ever be free from these nervous trembling spells, and the feeling in my head and heart.

ROBERT BOOCOCK, M. D.

Flatbush, L. I., N. Y.

[Dr. Boocock's second proving will appear in the April number of the RECORDER. It was a remarkable experience, the prover seeming to have been very near that greatest of mysteries, death.—RECORDER.]

THE CYCLOPEDIA OF DRUG PATHOGENESY.

TO THE EDITOR OF THE HOMŒOPATHIC RECORDER:

Sir: At p. 41 of the January number of your journal is a notice of the "Cyclopædia of Drug Pathogenesis," wherein you state that this work "totally ignores a host of old Homœopathic landmarks." As an instance, you give *Hepar sulphuris*, saying that "the provings are mentioned in five lines. It may be that they deserve no more, but —." Now if you will look at the original "Introduction" (vol. I, p. xiv), you will see that it is part of our plan that "the pathogeneses of Hahnemann and his fellow-provers are simply referred to, and are not incorporated in our text. This proceeding," we go on to say, "arises from no light esteem of the materials in question, many of which we regard as of the highest value. Such as they are, however, we think that they should remain the heritage of the profession in the form in which Hahnemann bequeathed them." Our reason, therefore, for giving five lines only to the provings of *Hepar*

sulphuris is that none others exist, save those embodied in Hahnemann's works, and that therefore reference to these was all we had to give. I am, sir,

Faithfully yours,

RICHARD HUGHES.

The note in the January RECORDER to which Dr. Hughes refers was written, like other book-notes of the journal, simply to give the readers a fair idea of the work in question, which is now being extensively advertised, and Dr. Hughes' courteous correction is willingly published. It is but just to state, however, that the error arose from the following one of the "instructions," printed in caps, in the Introduction to the *Cyclopædia*, as to the rules to be followed in that work:

"II. Give a narrative of all provings, stating the symptoms in the order of their occurrence, with such condensations as completeness allows."

This, together with the hope expressed in the Introduction that the *Cyclopædia* would "supersede altogether the dreary symptom-lists" heretofore in use, gave rise to the error of the RECORDER. As a *supplement* to the Homœopathic Materia Medica the *Cyclopædia* deserves to be in the library of every learned physician, for it is a most valuable and meritorious work. But it will hardly *supplant* the older materia medicas. [RECORDER.]

PROVINGS OF LAPPA OFFICINALIS.

By Samuel A. Jones, M. D.

[THIRD PAPER.]

Proving of *Lappa officinalis* by Miss G. T., M. D.

September 6th, 1881. Between 5,30 and 10 p. m. I took 20 drops of the tincture.

September 7th. Between 1 and 10,30 p. m. I took 80 drops of the tincture.

September 8th. Between 7,30 a. m. and 9 p. m. I took 90 drops of the tincture.

September 9th. Between 7 a. m. and 7 p. m. I took 110 drops of the tincture. At 7,30 sharp, darting pain in the head, beginning in the right parietal eminence, then going to the left. The pain is momentary. Burning of the cheeks. Momentary and

sharp pain beginning in the right mammary gland, extends from within outwards. Darting pains in decayed teeth, right side. 7.45 same sharp pain in left side of face, lasting but a few minutes, then gone; comes quickly and goes [away] like a flash. Pain in left mammary gland extending from within outward and involving the nipple; character of pain same as in the right breast. Dull pain and oppressed feeling in the præcordial region. Sharp, momentary, pain in the first joint, metacarpo-phalangeal, of middle finger of hand. The head pains—can not be called a headache for it does not last long enough—continued coming and going until I retired.

Sept. 10th, 8.30 a. m. Began to menstruate, preceeded for half an hour by dull dragging pain in back and posterior tibial region; relieved only temporarily by the flow. 12 m. Pain has gradually increased until I was forced to apply a hot flannel compress across the abdomen, which did not relieve. A feeling of coldness as if there were no fire in the room; feel best when sitting quietly by a warm fire. The pain is dull, heavy, beginning in the hypogastric region, from which it extends all over the abdomen. 2 p. m. Pain, a dull, heavy dragging, has grown more and more severe; is especially severe in the thighs. Find that extreme heat or cold aggravates, while moderate temperature ameliorates. No inclination to move, nor for any physical or mental exercise; the quieter I keep the more comfortable I am. 3. p. m. The pain is not so severe. 4 p. m. By keeping very quiet I am quite comfortable. 9 p. m. Dull and heavy pain all through abdomen, pelvis and thighs. When the pain was most severe the flow was bright red, stringy, and it contained a good deal of mucus.

Sept. 11th. Awoke at 4 a. m. with a dull, heavy, dragging, severe pain in the sacrum. This pain was not felt on reawaking later. 7.30. Felt some of yesterday's distress until 9 a. m., when it passed off.

Sept. 12th. Took 40 drops of the tincture. 3.25. Sharp pain, momentary, in the right parietal eminence, extends to left side of head. Pain in the left breast extending through to the back. All these pains are momentary, come and go. 3.45. Pain in right shoulder joint and in upper portion of right lung. Pains in the head which begin in the right parietal eminence and extend to the right eye. A feeling as if the eye was small or constricted. 3.50. Pain in apex of left lung; momentary sharp, darting pains in right wrist, with dull, heavy headache of the

right side. 6,30. Burning of the face, particularly the cheeks; no redness. Dull, heavy feeling all through the head; oppressed feeling in the præcordial region. The momentary pains have disappeared.

Sept. 13th. Dull heavy feeling all through the head as if one had just gotten over a severe headache. Oppressed feeling in præcordial region continued all day. 8 p. m. Headache came on with all its characteristics. Momentary darting pain through the heart; itching of a small spot below the elbow joint of the left arm, it felt sore when scratched, and was soon gone. A stiffness of the joints of the lower limbs felt on walking; the left hip joint is the worse. Is not a pain, but a sore, lame feeling.

Sept. 14th, 12 m. The itching began again, first on the chest, thence spread all over body. Only a small spot itches at a time. The itching was preceded by head pains. Lameness continues; it is as if induced by violent exercise, and is felt worst on first beginning to walk. 5,30. After a short walk sharp, darting pains came again in the head, worst on the right side, and extending nearer the eye than before. 7,30. Flash of heat over the head, though the head is not hot to the hand. The head pains involve the whole head. Distressing feeling in the stomach; is not nausea nor pain, but more of a heaviness, or oppression. A dart of pain in the left angle of the face. 8,38. Sharp pain in the big toe joint of the left foot. Itching and stinging like nettles on different portions of the body; some relief from scratching; no change in the appearance of the skin. Lameness continues on attempting to move; felt particularly on sitting down. Momentary darting pains flying through the chest and body. The chest pain is more a feeling as if girt about.

Sept. 15th, 7 a. m. Dull heavy feeling in whole top of head, seems as if inside the skull.

Sept. 16th, 2 p. m. Dull heavy feeling of the head continues until now. It has changed to sharp, darting, momentary pains beginning in the right parietal eminence then going to the left and then to the eyes. Pain in the right mammary gland, then in the right side, then in the left wrist. The symptoms seem to come in groups, last a few minutes, then are gone. The head pains are the most continuous and persistent.

Sept. 17th, 11 a. m. Took 80 drops of tincture. 11,40. Pain, quite sharp, in the forehead. 11,55. Sharp pain all through the right breast extending from within outwards. 2. p. m. At each heart beat it seems as if I can feel every artery

in the body throbbing; pulse is normal. Peculiar sensation in the ears as if the external meatus was occluded. 1,30. Severe headache mostly on the right side, occasionally goes to the left. 2,40. Right wrist began to itch. Lower teeth of right side ache, dull pain. Itching of entire right side of body, lasted but a few minutes. 10 p. m. Head pains have been felt occasionally all the afternoon.

Sept. 18th, 9,40 a. m. Pain in upper half of head. Stinging pain in right wrist; pain at the same time in left mammary gland. 10 a. m. Darting, momentary pain in left breast; pain in anterior portion of the left knee. 3,40. Pain in the head, more in the sides and temporal regions, goes through from side to side. Darting pains in both wrists. Pain in right shoulder joint. The pains in the head are the first to begin and the last to cease. 6,30. Sharp pains in the wrists for a moment. Headache continues. 7,30. Steady headache all over the top of the head. It is a dull heavy pain; felt indisposed to read, so I went out in the open air which relieved the pain. Felt so heavy, as if I weighed so much I could not drag myself along or walk. Headache returned after being indoors awhile. 9,30. Headache still continues. 10 p. m. Headache continues.

Sept. 19th. Head pains began at 10,30 a. m., momentary darting pains, beginning in the right parietal region, thence going to the left side. Momentary darting pains in right axillary region. 1 p. m. The head pain is more located in the right temple. 1,05. Darting pain in middle joint of third finger of right hand—also same kind of pain in left side of face—seemingly in the joints; then in the right side; felt it also in the stomach. Stinging pain at internal side of right ankle. Flying pain in right breast. 1,25. Dull heavy headache; feel disinclined for any kind of work, do not want to move. 3,15. Headache continues; flying pains in the anterior portion of right arm, seems as if in the muscles. 3,25. Flying pain in the outer portion of right leg; then felt it in left side of head, then in left side [of body?] 10,30. A dull heavy pain in head over the top one-half until I retired.

Sept. 20th. Cannot say there is a headache, but felt a dull feeling all day, as if I had had one.

Sept. 21st. At 8 a. m. I took 160 drops of tincture. 8,30. Headache, sharp flying pains, began on right side. A constricted feeling about the eyes, more in the right, as if the globe had a string drawn around it. Headache gradually

increasing; flying pain in metacarpal joint of third finger right hand; feeling of weariness in the whole body, without cause; sharp darting pain in the right lung. 9,05. Itching of left hand; pain on right side of breast, and also of the neck. Feeling as if the right ear were stopped up. Feel as if I was so heavy when I walk. 9,10. Itching of the right shoulder; flying pain in right side and in right temporal region. 9,15. Itching of the whole body, only a small spot at a time, just as if one had put on coarse flannel; particularly felt just now in left ankle and foot; later in left shoulder. 10,05. Headache still continues; feeling of heat all over the body for a moment. 10,30. Stinging in right big toe. On walking quickly across the floor a feeling of dizziness. Flying pain in the left side of neck. 10,35. Dart of pain in right ovarian region, felt first on walking. Right ear feels as if occluded. 10,45. Dart of pain in right wrist, then in the left. Itching of the right axillary region. 10,50. Itching of right, then of left foot, as if from chilblains. 10,55. Pain over the bridge of the nose, more severe on right side. Itching in the axillary regions, and on the back. 11. Itching on the scalp, hands, axillary regions, face, especially the cheeks. 11,10. Flying pain in left breast. 11,25. Pain in left side. Itching and headache continue. 11,40. Dull heavy pain, worse in the left than the right side. 12,30 p. m. Headache has been better for nearly an hour. 1,30. Headache returning, sharp pain in the right parietal region first. Dart of pain in the left arm. Itching of left ear and leg. 1,35. Itching of the fingers of left hand; right forefinger seems lame. 1,40. Itching of right elbow; the itching is quite annoying; can see nothing in the appearance of the parts to cause it. 1,45. Sharp flying pain in right shoulder-blade, then left front of leg [front of left leg?], then in right side of head, lower down in the temporal region.* These pains followed each other in quick succession. Right arm feels so heavy; right ear feels as if stuffed with batting; sharp dart of pain in stomach. 2,25. Numb feeling in right shoulder; queer feeling all over as if it might get numb. Headache continues. 4,30. While busy in the office felt no symptoms, but on being alone and beginning to read the headache returns with the concomitant momentary flying pains in every portion of the body, more often beginning on the right side; they have no definite

*This portion of the prover's MS. shows considerable confusion, so that I should ascribe to the drug "An inability to express one's ideas with one's usual clearness."

direction; sometimes up, or down, or crosswise. Have noticed since provings it took but a very little to so take my attention that I never felt symptoms even when I thought to notice them. 5 p. m. Dart of pain in right ankle. Dull feeling in head until I retired at 10,30; can hardly call it a headache.

Sept. 22nd. 9,10 a. m. Took 320 drops of tincture. Dart of pain in the right breast; burning around right eye with a feeling as if the lids drooped more at the external canthi; both eyes have a crimson ring around them. Head begins to ache in the right parietal eminence. 9,30. Crimson ring around eye extends over bridge of nose. 9,35. Both pupils much dilated; the right the more. Head pain most severe at inner portion of right superciliary ridge. 9,45. Itching on sole of right foot, right side of face, head, arm and body. 1,45 p. m. Headache increased violence. 1,50. Dart of pain in right wrist, while writing. 7,30. Free from headache since 2 p. m. until now, when it has returned. Throat feels sore, right tonsil some swollen, and whole throat slightly inflamed. 7,40. Flying pain above the left ear, then in the right parietal eminence, then in inner side of left arm. Can see no cause for the return of these pains; at least, I know of no exciting or aggravating cause. 7,45. Drawing sensation in the eyes. 8,15. Pain in breasts; headache nearly gone. Itching over the whole body; on scalp, arms, face; only a small spot itches at a time, and scratching does no good. 8,25. Stinging and pain in the end of the middle finger of left hand. 8,30. Darting pain at the jointure of wrist and thumb of right hand, also in the head. 9,30. Found irregular red spots all over the body; did not seem to be confined to the places of the itching; spots were bright-scarlet; scratching only aggravates; cold sponge bath rather aggravated the itching. Running of the ear, no redness. 12 p. m. Itching still continues, but is not so annoying.

Sept. 23, 6 a. m. Some itching of the body this morning, with a few red spots; scratching did not affect the red spots. 10. Dull headache, with sharp flying pains in wrists and thumbs. 10,05. Dart of pain in right side and wrist of right hand. 6,50 p. m. Dull headache all day. Sharp darts of pain returned in head. Dull pain in the right tonsil. 8. Headache steady, sharp pain all in the top of the head, relieved by ice-water compress. 8,15. Eyes feel dull and heavy; right pupil dilated more than the left. Itching of the scalp.

Sept. 24, 8 a. m. Dull languid feeling throughout the whole

body with slight headache. 9,30. Went a block to visit a patient. Being in the sick room a few minutes sat down and fainted away. No cause for fainting; not sick at stomach, nor did I feel bad at all; only all at once everything got black, and then I was gone. I am not subject to anything of the kind. On going into the open air the headache returned sharp and severe, but lasted only a few moments. Since I began proving I find when called to an important case that I have trembled so from head to foot that I have had to sit down and calm myself, something unusual for me, as I have so much egotism as not to lack self-reliance. No further symptoms that day.

Sept. 25th, 3,20 p. m. Took 640 drops of tincture. At 4 head pains came on for a few minutes, then are gone. 10. Have been occupied with company and felt no sharply defined symptoms, but there has been a dull, heavy feeling of the head; yet I am confident that only a few minutes of reading would have brought on the characteristic sharp darts of pain.

Sept. 26th. Got up at 2 a. m. to close a window, and found that the whole top of my head ached sharply, followed by dart of pain in the left wrist. 8 a. m. Severe headache in the top. Called to an obstetric case, gone twenty-four hours; felt no more headache nor any other symptoms.

Oct. 4th, 9,40 a. m. Took 1280 drops of tincture. 1,15 p. m. A very slight headache, dull, did not commence as usual with sharp darts of pain. A feeling of fulness in the forehead on stooping over. 2,15. Dart of sharp pain in the præcordial region. Heavy feeling in foot, cannot call it a pain. 2,50. Momentary pain in right breast. 3,50. No symptoms; even the headache has passed away. 8,18. Slight headache; chin itches. 8,20. Sharp dart of pain in calf of left leg, goes to outside of left ankle, with pain in left temple. 8,25. Dart of pain in left wrist; itching of whole body, in a small spot at a time; skin appears natural. 8,30. Dart of pain in right shoulder; itching of scalp.

Oct. 5th, 9 a. m. Fulness in the forehead.

[This prover says in a letter, "It rained nearly all the time through September, was cloudy nearly all the while, and I noticed that I felt worse whenever the sun shone for a brief period. The morning that I fainted was the only bright warm day we had in the whole month."]

VETERINARY PRACTICE.

Editor of the HOMŒOPATHIC RECORDER.

I find on reading my RECORDER notes from veterinarians of much interest to me.

If you will kindly allow me, I would like to give an account of a very singular case. On December 21st, at 4:45 p. m., called to attend a little bay mare in South Boston, the property of James B. Sutliff, Esq. Made careful examination of her, as follows: Pulse, 76; temperature, 103 2-5; respiration, 24; very nervous and looked like a skeleton with a faded-out buffalo robe thrown over it. Conjunctiva very yellow, much emaciated, hair looked as if growing toward her ears; acted as if she wanted to eat but could not. Examined her mouth per speculum, and found in second incisor tooth, upper jaw, a shingle nail. In order to extract it, was obliged to heat a twitcher, and, driving it into the tooth side of the nail, then using the lower jaw for a fulcrum, lowered it to where I could get hold with the forceps. It required much strength to extract it. The little mare bore up bravely under the operation. The front of the stall, the manger, and the sides of the stall bore marks of her teeth, and in some parts looked as if some one had used a pick-axe. I premised the treatment with a few doses of *Aconite* followed by *Nux.* 3x trit., 10 grs., twice a day and *China* 1x dil.; 10 drops on her tongue at night. She has made excellent recovery, and now, after six weeks' treatment, is 50 pounds heavier, and rapidly regaining her old form. The tooth is carious, and, as soon as it is warm enough to work in the stable in shirt sleeves, I shall drill out and fill with cement. Her owner is pleased, as she had previously been treated for indigestion and worms.

I have been practicing Homœopathic veterinary medicine in South Boston eight years, and refer you to Dr. Frank C. Richardson, Professor of Pathology and Nervous Diseases at the University here, also Dr. Asa D. Smith. I am on the staff of veterinarians employed by the Security Live Stock Ins. Co., and have an opportunity for seeing a diversity of cases, as we make at least one visit to all horses reported sick or injured.

DR. JOHN H. OSBORNE.

No. 52 L St., Boston.

THE ESSENTIALS FOR PRESCRIBING HOMŒOPATHICALLY:*

Or, the Clue to a "Condensed" *Materia Medica*.

The fact that the use of Bœnninghausen's Therapeutic Pocket Book is actually, and ably, taught in a Homœopathic college, is the direct occasion of this paper; and for its somewhat presumptuous title, the writer can only plead some thirty odd years of practice—more or less Homœopathically. Candor and ignorance compel this qualification.

From brown hair and sanguine anticipations to whitened locks and chastened experiences is a far cry, and one that those who are setting out upon the same journey may not be disposed to heed; but the Slough of Despond crosses the road that they must travel, and once thoroughly bemired in *that* their hearing will improve! Haply, their practice likewise. An old fellow who is well "salted," as Ambrose Pare used to phrase it, can afford to wait; meanwhile, he heartily wishes them safely through the pollywog period—"big head" and no *body*.

Let me, then, say to Prof. Allen's recent innovation, *Bene!* Let me also, with due modesty, demur to his "*three essential features of every complete symptom.*" Those italics are not in his text, but they are the backbone of this communication.

I can but think the Professor's wording unfortunate. Would it not be better to say *case*, than *symptom*? A "symptom" can not but be *complete*, for, otherwise, it were not a *sign*. A case can be incomplete if it lack certain symptoms, and this incompleteness will puzzle the diagnostican and baffle the therapist. As Professor Allen's "essential features" are the imperative requisites for a Homœopathic prescription, we get his meaning despite the clumsy expression of it; but are the understood essential features only *three*? And these, 1. Location. 2. Sensation. 3. Condition of aggravation, or of amelioration.

Among Hering's reminiscences the following may be found in the preface to the first volume of his "Guiding Symptoms," p. vii:

"Many years ago, for the benefit of the students at Allentown, the following little schema was written on the blackboard in the lectures on *Materia Medica*:

**Homœopathic Recorder*, Vol. VIII, No. 1, p. 11.

Sensations.

Localities. Tissues. Conditions, or better,
Modalities.

Concomitants.

"The characteristic may be found in one or more of these. Three points of rest, according to mathematics, being enough to support any object, we may assume that three characteristics should be sufficient to make a cure very probable."

To make a cure very probable! What an unfaltering confidence in the Law! Comply with the essentials, and "a cure" is very probable! Think of the nice distinction between *possible* and *probable*, and remember that although an event may be possible, it can also be highly *im-probable*. Do our prescriptions rest upon such a rock?

But Hering required four elements in order to get his three "characteristics." I. Sensation. II. Location. III. Modalities. IV. Concomitants. This is an enlargement of Professor Allen's schema, and it is evident that the greater the number of the elements, the better the chance for finding the essentials. It must be observed, then, that Hering's schema omits a very important element, namely, the *direction*; from below upward; from above downward; from left to right, or from right to left; from within outward, from without inward. There yet remains that occult relationship between organs more or less remote; for instance, larynx and genitals, as shown in *Selenium*, *Baryta Carb.*, and *Mur.*

Thus far the road that we have traveled is the neophyte's delight; but, alas! before us is the *pons asinorum* which must be crossed to reach the Delectable Mountains. This part of the road is strewn with skeletons that lie there bleaching to terrify the faint-hearted. Turn them over boldly and examine them closely, and you will be surprised to find every one of them labeled, "Totality of the Symptoms."

O you old grey-beard, by your laugh I know that you have indeed been "over the road." You have to look back to see these gruesome things; but, think of him who finds them grinning ruefully at his very feet!

Though fully armed and equipped with Dr. Yingling's "Checking Lists," Prof. Allen's eager class "struck" one of these skeletons—aye, more of them. "*Nitric Acid* had 19 votes, *Phosphorus* 16." As *Phosphorus* was the remedy, the class swept on to victory and left "*Nitric acid*, 19" to join the innumerable host of Totality skeletons.

Yes, my zealous young student, you have to select *the* remedy as Opie mixed his paints: "With Brains, Sir!" Luckily, your Professor had them on hand, and the supply equal to the demand.

Of course, you cannot have *him* with you always. But, did you observe that when *Phosphorus* came into court with a minus of "three votes," he wasn't at all phased. He supplemented it with some of the *Phosphorus* inside his own skull-cap, and left *Nitric acid* for the "shinglers" to *monkey* with.

["Shinglers!" You don't understand that? It is one of Hering's terms, and it applies to those who "cover" a case as mechanically as a green 'prentice does *his* wooden job.]

Of course, too, you are taught to read between the lines, and there you learn that the "totality" of *quantity* is the "shingler's" totality, while the totality of *quality* is ever and always the physician's.

How will you learn to distinguish this? Ah, there is no "Therapeutic Pocket-Book" for that!

"Utopia is a pleasant place, but how shall I get there?

Straight down the crooked lane, and all round the square!"

Those are Tom Hood's directions, but he isn't an authority in matters medical, as he is for puns. The only way to acquire this discernment is that by which Charles Lamb got his astounding capacity for smoking such quantities of "the great Plant." "I t-t-t-toiled after it, Sir, as some men do after virtue."

Before now, I have wondered if this characteristic of a good physician is not an instinct, and, like Topsy, "borned and not made."

He that we used to call Dunham—used to call, Eheu!--always took notes of his cases, and fewer notes than any physician I have known. He had learned to "squeeze out the whey." He seemed to divine the essential features of both disease and drug, and he trimmed away the fat from both. His insight into a pathogenesis made me for a long time imagine that he had esoteric sources of information which were not accessible to me. I never intimated as much to him directly, but he must have seen that my suspicions had a decided trend in that direction. But, before Death had taken him, it was granted me to discover his secret. I do not mean that—he had no secrets from a fellow physician—I mean the secret of his supernal insight. Let me illustrate, lest I seem only a vain-glorious babbler.

As I got my first accurate conception of *applied* Homœopathy from him, and as he recognized my awakened zeal, he allowed

me to call upon him whenever I went to New York City. I made at least one visit a week for some years, and that during his office hours—though I did not disturb him until they were over. When I saw him then, he was fresh from some battlefield, and when he had won a new victory it would be modestly mentioned in some manner as this:

“Jones,” said he, as he received me when he had dismissed his last patient, a lady, “if a woman ever tells you that she feels as if she was crowded into a skin that is several sizes too small for her, look up *Menyanthes*, and you’ll probably find the rest of her symptoms in that remedy.”

I couldn’t find that symptom in the proving of *Menyanthes*, nor could he, but he had found it in the case of a lady who had just left, along with other symptoms of *Menyanthes*, that were in proving, and he had sent her away cured with that remedy.

I recollect another instance, that of a noted lawyer who was sorely afraid that he would be obliged to give up his profession. If he had to plead a case on a certain occasion, when the time drew near, no matter how thoroughly prepared, his self-confidence began to waver and at the supreme moment he flunked completely, could not, in fact, do a thing. Dr. Dunham said that the melancholy of this patient was one of the most painful experiences of many that he had shared in. At last there was a perfect cure with *Argentum nitricum*. You cannot find this psychological feature in any proving of the remedy; but that very remedy will cure this painful condition. Other symptoms of *Argentum nit.* led Dunham to the use of that remedy, but it was the “With Brains, Sir,” that discerned this clinical symptom and gave it its place amongst the indications for *Argentum nitricum*.

Dunham’s secret, then, is the exhaustive examination and *recording* of cases, and the conscientious search for the remedy with a good Repertory *and* the Materia Medica. No Kodak business of merely “pressing the button,” but the most exquisite focus obtainable by every possible effort. As the best prescriber that ever lived has said, “In this manner one not only acquires a thorough knowledge of the most important symptoms and of the genius of every single remedy, but also a lasting written collection of everything necessary to be known, which, becoming impressed upon the memory, may *afterwards* be referred to in difficult cases, and will frequently be of the greatest use in selecting the proper remedy.” [How often have I

seen Dr. Dunham refer to his own case-books when he was selecting the "proper remedy."']

The younger readers of this paper may not be aware that Dunham studied with Bœnninghausen, and that he undoubtedly derived his *method* from that expert. To attempt to practice Homœopathically without Bœnninghausen's Therapeutic Pocket-Book is as ridiculous as to attempt the Episcopalian service without the Ritual—and yet that travesty of Homœopathy is the rule rather than the exception. O, the pitiful cry about "the errors in our Materia Medica" from those who have never got through the mere skin of it!

[By the way, we are assured that the recently-completed *Cyclopædia of Drug Pathogenesis* is the "true broadcloth." I wish to be held personally responsible to every true scholar for declaring that, for the practice of Homœopathy, it is simply and only "leather and prunella."']

To illustrate the value of Bœnninghausen's Therapeutic Pocket-Book, and to show how it enables one to "acquire a thorough knowledge of the most important symptoms and of the genius of every single remedy." I will give a cured case, for which the "proper remedy" can not be found by the young physician without its aid. To make the test under the fairest possible conditions, I will arrange the symptoms of this case after the manner of Hering's scheme.

The Patient.

Male. Aged 50. Very florid complexion, but exempt from any chronic disease. Ordinarily of a cheerful temper, but during the severe attacks of pain he breaks out into fits of passion. [To observe the mental condition is one of Hahnemann's requirements.]

Sensations.

In the evening sharp, crampy, jerking, tearing pains, often mingled with *stitches* that proceed from the inner parts.

In the morning the pain was much less severe, of a digging character, and the patient felt as if he had been beaten all over.

Location.

Right thigh, lower, posterior, portion, and down the calf to the heel. The knee joint and also the ankle joint free from pain.

Direction.

While walking in the open air the pain shifted from the right

calf to the upper part of the left arm. Moving the arm lessened the pain and made it return *quickly* to the right calf.

Modalities.

The pain increased towards evening, and when quiet—particularly when sitting or standing *after movement*; it was especially increased while walking in the open air. This refers to the leg.

The pain in the arm became intolerable when the arm was *kept perfectly quiet*.

Motion relieved the pain in the arm; and in the leg relief came from walking about the room and *rubbing the painful part*.

Concomitants.

A disagreeable, greasy taste; nausea in the *throat*; an almost continual *pressing* pain in the lower part of the chest and the pit of the stomach, as if something were being forced through these parts.

In the evening frequent flushes of heat, with thirst, but without any previous chilliness.

Sleeplessness before midnight.

This condition had existed for some months, and it was wholly relieved by one prescription of the "proper remedy."

Will the Class of the Homœopathic College of New York, unaided by any of their Faculty, be kind enough to designate the remedy from these *data* and Bœnninghausen's Therapeutic Pocket Book? If they succeed, the value of that book will be indelibly impressed upon their minds and to their lasting gain. If they fail, the remedy will be given in the next issue of the RECORDER; and also the continuation and completion of this paper.

S. A. JONES.

TRYCHOSANTHES DIOICA.

A New Remedy for Diarrhœa and Cholera.

Trychosanthes dioica (Bengali name, Patal). It belongs to the order of *Cucurbitacæ*, is a creeper, flowering in all seasons, but chiefly in spring. It is a native of Bengal. Its fruit is called Patal, and is used by the natives as one of their chief curry.

The plant and its root are used by the native physicians in various maladies. Its action is mainly upon the liver and intestines. The decoction of the root is generally used by the native physicians for removing costiveness, especially where there is a derangement of the functions of the liver.

A boy of fourteen years of age, who had habitual constipation, took, at the advice of a quack native physician, about three or four ounces of the decoction of its root, which caused him profuse diarrhœa. After four or five stools I was called. I saw him weak and dejected, using abusive language to his native physician. His face was very pale. Stools were profuse, frequent, gushing, yellowish, watery. Much pain and cutting about the umbilicus during and before stool. After every stool he felt dizziness of the brain. This case struck me that *Trychosanthes dioica* will prove a grand remedy for diarrhœa. I prepared its tincture from the root and used it in 3x potency, in some cases with great satisfaction. The following cases will show its curative power:

1. A girl, aged 6 years, was attacked with diarrhœa; stools were profuse, thin, yellowish, watery, mixed with little white mucous; very offensive smell; cutting pain about umbilicus during and after stool. Pain in liver and eye; jaundice; face yellowish; very weak; did not wish to answer questions; sad and peevish. On the fifth day I was called. I prescribed *Trychosanthes dioica* 3x at every three hours. I saw the patient much better next day. Within a day or two the patient was all right.

2. A boy, aged 16 years, suffering from chronic diarrhœa; passed from four to five stools in a day. The character of the stool was yellowish, watery, mixed with a little white and greenish mucous. Smell offensive; dull, aching pain in the region of the liver. Face very pale; eyes jaundiced. He was very sad and dejected. His appetite little; taste bitter. He had been at first treated by an Allopath, then, afterwards, by a Homœopath. The latter showed some improvement. I was called on the thirteenth day, when I noticed the above symptoms. I prescribed *Trychosanthes* 3x at every four hours. The patient was completely cured within four days.

I cured some cases of choleric diarrhœa by this medicine, but those cases were vaguely reported to me.

I hope that, when proven, *Trychosanthes dioica* will show its large sphere of action and give our Materia Medica with a new remedy for looseness of bowels.

K. L. SAHA,

Homœopathic Practitioner.

Pabna, Bengal, India, January 16, 1893.

[The writer of the foregoing has kindly forwarded to Messrs. Boericke & Tafel a supply of the remedy in question, from whom it may be obtained in the 3x dilution or trituration.—RE-CORDER.]

MEDICAL SAMARITANS.

My Dear Classmate: I trust you did not understand by my former letter that I intended disrespect to the numerous family of the bacilli. There is no one who has a more profound respect for a real lively bacillus than myself.

It is also as well for us to remember when we think on all our hopes destroyed, our life work taken from us, that it was not done from malice. That while our destroyers condemned, still did they pity, but were, of course, bound to protect the people. Our destruction has not resulted from malice, nor from any of the petty jealousies of little and small-minded men. No, it is due to the great-hearted philanthropy of certain literary gentlemen, influential members of the only orthodox and "regular" school of medicine. I realize how long their pure and unselfish hearts have been bleeding to see the ignorant delusions of the people; to see them trust their lives to the folly of little pills that cannot by any scientific possibility be other than inert.

Is it not really touching to witness the superhuman efforts of these medical Samaritans to rescue the people from the yawning abysses of quackery? But let us not forget that it has always been the pleasure and privilege of the learned and distinguished ornaments of the *old* school to pose as the conservators of the public weal. They have ever been anxious to shield the *oi polloi* from the results of their silly fatuity, anxious to open the eyelids of error to the certain, precise, safe, and strictly mathematical methods of healing that are considered proper in the year of our Lord 1893.

Far be it from me to hint that such benevolence arises from a motive of self, from that inborn something common to the heart of man that prompts him to force others to acknowledge that his own measure is the one and only possible standard. Such a method of persuasion has been adopted in times past by certain individuals and peoples. One Mary of Albion persuaded her subjects with arguments of fire that her theology was the only true and proper way to heaven. She did it from motives of holy pity for the poor deluded heretics, no doubt. The early Christian martyrs were also in like manner persuaded. Such zeal is quite common to mankind. My friend, would our great and perfect judges *persuade* us of the Homœopathic school with prison bars if they dared? But no, we must not hint at such

meanness of mind. *We are wrong.* They are ever right. They are the busy garnerers; we but the shiftless "spongers."

The great scholar has spoken. The medical pope has issued a bull. These things have been proclaimed. Let us bow our heads to the inevitable. Let us learn humbleness. There are people who have dared to call this persuasive attribute of humanity Bigotry. Far be it from us for a moment to assert that the reasons prompting the so-called regular or Allopathic school of medicine to seek to belittle and injure Homœopathy and its practitioners arise from selfishness; from fear that the shekels of the people may fall too greatly to the share of the Homœopath; because that, while the recent Homœopathic graduate has at once been able to command practice, his brother of the scientific and regular (?) side of the medical fence usually passes the first few years after graduation in the pleasing anticipations of hope. We must not for a moment think that the constantly made efforts of the "regulars" to debar our school from the army and from the public institutions of our country for whose maintenance we and our deluded patrons pay taxes, are the result of any pigsty traits.

No, all these things arise from the desire to protect a credulous and unlettered people from the wiles of a method of sponging and quackery.

They are all done in the name of humanity, right, and medical truth and freedom. Allow the people to choose! No, no, as well trust a baby with a butcher knife. No, my good, but credulous folks, no, my dear people, bear well in mind that they, the regulars, who now speak to you from the watchtowers of the dignified and moss-covered temple of Æsculapius, they who are the scientific discoverers, the inventors of marvellous compounds, the upholders and promoters of the many "short term" systems of medical gymnastics, they are the proper persons to think for you, they are rightfully your hygienic mentors. It cannot by any possibility be true, as the Homœopaths have told you, that matter is minutely subdivisible. It cannot be a fact that the notion of one Hahnemann who reduced the giving of medicine to the certainty of science, is as much a natural law as the law of gravitation. No, no, this is all a delusion, an impossible thing. Have not the medical censors said so?

And to think that for all these years the fond mothers of babies have been cruelly risking the lives of their darlings with the easily given, sweet sugar pills. How is it those babies

recover? How is it the mothers think such methods beneficent?

We must have misunderstood the popular murmur that has arisen against bloodletting, calomel, salivation, quinine drugging, antipyrene craziness. The people can never be the proper judges.

This matter rightfully rests in the hands of the high priests, descendants of the original medical hoodoo, of the great medicine man of the sixteenth century, the inheritors of the horrible polypharmacy of the dusty centuries. Homœopathy is dead. Dead because it was false.

Speaking of the impossibility of there being any appreciable substance in a Homœopathic dilution reminds me of a curious fact I saw the other day. One Robert Wilhelm Bunsen, somewhat known among chemists, says regarding the minute divisibility of minerals and their detection by means of the spectrum analysis:

1. 1-180,000,000th of a grain of soda can be detected. Soda is always present in the air. All bodies exposed to the air show the yellow sodium line.

2. 1-1,000,000th of a grain of lithia can be detected. Ordinary analysis cannot detect this metal in a quart of mineral water; the opto chemical process can detect it with certainty in one drop.

3. Of strontia 1-1,000,000th part of a grain can be seen. Of lime also 1-1,000,000th part of a grain can be detected.

Dr. Ozanam found that the red line of Fraunhofer in the fifth dilution of Chloruret of lithium showing a minute particle of lithium in that dilution.

Twelve drops of a solution of one part of sulphate of *Atropia* in 400,000 parts of water will dilate the pupil of the eye.

But why continue? Our mentors must know all this, since to them all scientific knowledge is as the A B C to a child.

Surely such a thing is not possible; Bunsen and Ozanam must be mistaken; matter is *not* divisible to such a ridiculous extent. Medicine in order to have any effect must be ladled into the patient as the master of Dotheboys Hall ladled treacle and sulphur into the unfortunate stomachs of the poor boys.

My friend, I must bid you good-bye. Think of these things, and if inclined to murmur at the hardness of our lot pray pause, be patient.

Remember that all this zeal is for the public good, all our persecution and trouble is for the well-being of humanity.

T. L. BRADFORD, M. D.

Clamville, February, 1893.

COMMENTS ON RHUS.

Rhus tox. is a strange remedy. It behaves very badly at times, sometimes is very disappointing, and then again retrieves itself by some good cures. The suitable potency is another of the uncertainties of the remedy. I admit that the remedy is sometimes blamed for the ignorance of the prescriber; we give it many times when it is not indicated. Aggravated by rest, ameliorated by motion, is a characteristic of chronic rheumatism, and when occurring in a rheumatic case it is not of much value in the selection of the remedy. Give peculiar and unusual symptoms more importance than diagnostic, symptoms of the *patient*, rather than symptoms of the disease.

In the first years of my practice I had many strange experiences with *Rhus*. Sometimes my expectations were very high that I had cured some obstinate case; great improvement would follow the exhibition of the remedy, but after a time the case would lapse again. Sometimes I would get a great aggravation from the remedy, and many times when it seemed well indicated there was no response until some other remedy was prescribed. I learned from some source in our literature that *Sulphur* is frequently needed after *Rhus*. Since then *Sulphur* and *Bryonia*, oftener the former, have helped me out wonderfully in my *Rhus* cases. On page 55, February RECORDER, Dr. Allen gives some good symptoms of a diseased condition, unmistakably calling for *Rhus*, but the patient is kept in the background and was perhaps a *Sulphur* case. However, judging from my experience with the remedy, *Rhus* had its work to do in the case, and *Sulphur* enabled the patient to respond to it. When *Rhus* does not work well and no other remedy seems indicated, try one dose of *Sulphur*.

H. W. CHAMPLIN, M. D.

Towanda, Pa., Feb. 28, 1893.

 McMICHAEL'S COMPENDIUM.

A Compendium of Materia Medica, Therapeutics and Repertory of the Digestive System. By Arkell Roger McMichael, M. D. Philadelphia: Boericke & Tafel. 1892.

Reader—dear, or devilish, as the case may be—hast thou learned where the key to every book is hidden? Or is a book,

to thee, ever and always a *book*? There be, however, books that are not books, and this because "Satan finds some mischief still for idle hands to do." As it is highly desirable that we should avoid the devil and all his *works*, we should be able to recognize the latter at sight; an impossibility as regards Satan himself, for his disguises are without end, and he trumps the trick every time—at least, this is my unhappy experience.

Old Sam Johnson said that a man could tell what book he should read, and which he should eschew, by reading the table of contents to see what are the author's materials, and the preface to learn what he has attempted to do with them.

The preface, though it precedes the text, is written last. It is the cackle after the egg; and, unlike the hen, the author betrays an egg that can only addle by his preface; while if it be a *book* that he has brought forth, that, too, is made evident by the preface.

It is a postulate in rhetoric that whatever is clearly understood can be clearly expressed; and this is the first test to be applied to the preface.

In the work under notice the materials consist of certain symptomatic, therapeutic and clinical data derived from one hundred and thirteen remedies, and specially pertaining to a definite anatomical territory. As a builder, Dr. McMichael is not a believer in "scamped" work; his materials are of the first quality, every remedy that he has included is a "solid" one—and this indicative of good judgement and honest purpose. As an architect, Dr. McMichael clearly understood what design he wanted, and in his preface describes that design in language so lucid as to show that he not only knew "where he was at" but *what*.

This preface also gives ample evidence that Dr. McMichael was *not* beguiled of the devil to make this book. For the sake of some of our bookmakers who were not so fortunate, I will indicate this "evidence." It is this, when a man who has had many a "rassle" with Mat. Med. and Repertory reads this preface through, he instantly and involuntarily says to himself: "This man knows what he is about; *he* has 'been there!'" Aye, the stains on his clothing—that are to be gotten only in the mine—prove that he has worked in the mine *himself*. In a word, this book is so "square" that it is hardly fair to put it up in the shape of a parallelogram.

Think, too, of its aim, which is to facilitate the application of the therapeutic art, and to base the exercise of that art on the only imperishable foundation, namely, the comparative method.

Every increment to our knowledge is owing to the recognition of a difference.

We cannot say of Dr. McMichael as the poet said of another Michael,

“He builded better than he knew;”

but we can say that he has built upon the rock, and the winds and waters may rage, but all in vain. O blessed recompense of all work done wisely and well!

If any Homœopathic physician shall buy this book and then find no use for it, he should at once drop medicine and take up preaching or shoemaking; he is not fit to minister to the body; he can only cobble the soles of humanity,

S. A. JONES.

February 28, 1893.

THE DEPENDENCE OF HOMŒOPATHY UPON ITS MATERIA MEDICA.

By Joseph C. Guernsey, M. D., Philadelphia.

The foundation upon which Homœopathy was established; the rock upon which it was built; its very dependence, both now and for the future, is the Homœopathic Materia Medica. Hygiene and dietetics, pathology and physiology, besides other collateral branches, are as necessary to its existence as a system of medical practice as are beams, bricks and mortar to an edifice; but of that edifice, the Materia Medica is the corner-stone. Or if, instead of an edifice, we regard Homœopathy as the arch of cure spanning all the diseases flesh is heir to, then the Materia Medica is its keystone.

But in spite of this, the tendency at the present day seems to be to make Homœopathy depend upon everything else *except* the Materia Medica.

It, therefore, will be well for us to look at this matter and try to realize what it means.

Homœopathy—by this we mean the curing of disease according to the law of similars, that like cures like. By this we also mean that life-work which each of us has chosen as the best means of aiding and curing the sick. This curing of disease we can effect; this life-work we can carry on, only by the proper use of our Materia Medica.

I may be asked, "Why do you lay so much stress upon the *Materia Medica*? How about the *Organon*?"

"The *Organon*," I reply, "when rightly and thoroughly understood, directs the proper application of the *Materia Medica*." The early triumphs of Homœopathy were owing, not to talking about and explaining the *Organon*, but to the successful application of the *Materia Medica*, to the mitigation of suffering thereby, and to the brilliant cures wrought.

Hahnemann and his immediate successors established Homœopathy, and they gave it the reputation and proud distinction which it enjoys to-day, through the wonder and admiration they excited at the cures accomplished with the Homœopathic *Materia Medica*. Moreover, I assert that Homœopathy could never have been generated, born and brought into existence without its *Materia Medica*; and I further declare that Homœopathy has not made any progress whatever since the day of its birth, nor can it ever make any progress in all time to come, excepting by and through its *Materia Medica*. There are many collateral branches, which, when taken as a whole, may be termed the science of medicine, *i. e.*, of medicine in general. But the science of Homœopathic medicine, *per se*, stands alone.

Homœopathy has a *Materia Medica* of its own, and a method of prescribing peculiarly its own.

1. We prescribe according to the law of similars.*
2. We give the least possible dose (or quantity) that will cure.
3. We require that all repetition of the dose shall cease while improvement continues.

This is the way true Homœopathy was established; this gave it the great name and vast powers it enjoys to-day.

Now, from the practice of medicine in general, drop out our provings, our clinical observations and confirmations, our method of administering drugs—for the Homœopathic *Materia Medica* predicates and requires all these—and where would be Homœopathy? It would be like the play of Hamlet with Hamlet left out; it would cease to exist. Observe, that I do not bring up any question of potency; I only ask for the smallest possible dose that will cure, and that it be prescribed as nearly as possible in accordance with the totality of the symptoms. Nor do I attack or defend the question whether, if Homœopathy should cease to be practiced, there is or is not, or whether there will not arise, a simpler or more successful method of cure. I only desire that we shall ever bear in mind *the dependence of Homœopathy for its very existence upon its Materia Medica*.

It seems to me that at the present day our *Materia Medica* receives much less attention from us than any other branch. On the contrary, all sorts of make-shifts and palliatives are employed. I greatly fear that many of our numbers are as ready to tamper with phenacetine, anti-febrine, sulphonal, and the numberless other passing illusions which are hailed as wonderful "new discoveries," as are our opponents Koch, who discovered (?) the tuberculosis cure; as Brown-Sequard with his elixir of life; or as Bergeon with his positive cure of consumption by rectal inflation with sulphuretted hydrogen. But while our school is chasing such phantoms, Homœopathy is standing still. The provings of the grand old polychrests remain, and are still used, and almost exclusively depended upon. Let us have a change! Let us determine to boom Homœopathy in the right way, that we may keep her abreast with the progress of this justly styled progressive era! To do this, let every physician professing to practice Homœopathy determine within himself never to administer a drug empirically; never to prescribe with a view to palliate only; let him never administer a remedy unless it be in full accord with the presenting symptoms—like cures like. Away with the giving of anti-febrine to reduce the temperature; with acetanilide to destroy pain! This is only a waste of time; is only treating an effect without seeking to remove the cause of that effect. Also, we must have new remedies, carefully and accurately proved, and then administered, not empirically, as is too much the present tendency, but Homœopathically. We also need still more confirmations of the old remedies, with careful weeding out of their possibly still-remaining errors, coupled at all times with earnest and continuous study of the remedies we now have.

In conclusion, we must not forget that we are Homœopathic physicians by virtue of our graduations and diplomas. For the sake of consistency, and in honor bound, we ought to feel ourselves committed to uphold and preserve our system of medicine in all its purity, and to develop it to its fullest strength.

THE UNIMAGINATIVE HEN.

Dr. Buchner, in München, retorted to an unbeliever in Homœopathic potencies: "The ox does not believe either, and yet he is cured." As a counterpart to this historical Homœopathic

ox, the following cases show the unbelief of the Homœopathic hen:

(1) A hen six years old, laying three to four eggs a week, began to lay eggs without the hard shell and ate them.

A dose of *Calc. carb.* 9c. would not remedy the evil in a week. But after another dose of *Calc. carb.* cm. the hen laid a hard-shell egg the second day, and continued so ever since.

(2) When the hens get the chicken-cholera, about ten pellets of *Veratrum alb.* 9c. are dropped in their drink-water (three quarts), and in a few hours they are all right again.

(3) The hen sub 1 was at one time so constipated that we feared to lose her with her fruitless exertions. A dose of *Nux vom.* 9c. relieved her within an hour.

(4) A silver-spangled Hamburg got frightened and ran around in a narrow circle. A dose of *Bellad.* 9c. restored her before an hour was passed, and she continued well, and was a capital layer for four years more.

(5) Hens with croup have frequently been saved by a dose of *Spong. tosta.* 9c., often in an incredibly short time.

The dose was given in this way: The hen was captured, and held by another person, the bill was opened with the left hand, and with the right hand a few pellets were poured from the bottle down the throat.—*B. Fincke, M. D., I. H. A. Trans.*

VARICOSE ULCERS AND THEIR TREATMENT WITH CARDUUS MARIANUS.

Translated for the HOMŒOPATHIC RECORDER.

A large contingent of a skin disease in our polyclinic is furnished by varicose ulcers, and to these we will devote part of our therapeutic communications.

The routine treatment of this affection hitherto—and a veritable scourge it is for those afflicted, who mostly belong to the female sex and to the lower walks in life,—as well as their inception, I take it are so well known as not to need repetition at my hands.

I will only add that a continuation of the causal conditions, which pertain to the mode of living of the laboring classes, to which most of the afflicted belong, with simple bandaging, even with the use of late highly priced India rubber bandages, etc., with topical applications by means of astringents, touching with

Nitrate of silver, etc., etc., have led to but indifferent results, and a cure to be a rare exception.

Therefore an internal treatment of this affliction, which permits the sick to follow their usual necessary occupation, and which in spite of these drawbacks will cure in not too long a time, will be a blessing to mankind.

The forms which usually were presented for treatment were mostly fully developed ulcers of a bluish brownish-red color, with serous discolored granulations, surrounded with misshapen varicose veins, with pointed and mostly callous borders, which easily bleed and which are caused most frequently by knocks or the bursting of a varix knot, generally preceded by eczema, and scratching of the itching eczematous skin. Pains were mostly moderate, and but seldom the sick complained of burning in the ulcers and their vicinity.

The most troublesome symptom always was the itching which accompanied amelioration and approaching healing of the sores.

Very seldom could we observe the initial stages, especially that of the eczema. In the polyclinic as well as in my private practice—in which I have to treat many such cases—I have made use of diverse Homœopathic remedies, f. ex. *Carbo veg.*, *Bellad.*, *Rhus.*, *Pulsatilla*, *Hamamelis*, *Graphites*, *Sulphur*, etc., but I must confess with but moderate success and very few cures. I am, therefore, of the opinion that the following observations on a remedy, which I have used for a number of years, almost exclusively, with very favorable results, will be of value and interest to my colleagues. It is the tincture of *Carduus marianus*, the old Rademacherian remedy for the liver and spleen.

I made the discovery by accident; I treated a middle-aged tradesman's wife, who had born six children and had to conduct and work in her large household, for an inflammation of the liver and following long-continued enlargement of the same. After exhibiting a number of Homœopathic remedies with moderate success; I began to give *Carduus mar.* in accordance with Rademacher's directions, in the form of a decoction. I will not detail the case, suffice it to remark that the remedy cured up the case beautifully, and that in addition thereto the varicose veins with which the woman had been afflicted for five or six years and which were a great trouble, healed up in few weeks entirely, without any local applications, and the woman confessed that even in the simply bandaging of her limbs she was very negligent.

This case induced me to try this remedy for cases of varicose

veins, uncomplicated with liver and spleen diseases, and it gives me great pleasure to state that since that time it rarely happened that I failed to cure the *ulcus varicosum* which I treated with this remedy. I have succeeded in fully curing over sixty cases in my private practice and began the use of this remedy also in the polyclinic with most gratifying results.

We discontinued the use of the decoction for obvious reasons, but give instead the tincture made from the hull of the seeds with the same good results—prescribed it in the first dilution or mother tincture according to the severity and persistence of the case, five drops three times a day.

I have extended experience in the treatment of this affection with *Carduus marianus*, and have records of 145 bona fide cures out of 196 cases of varicose veins, achieved with this glorious remedy. And this list, noted in a complaint of which Kafka stated in his *Pathology and Therapia* that a perfect cure cannot be accomplished without absolute repose. I must yet remark that externally only the usual flannel bandages were used, or at least prescribed, and simple compresses wet with water, especially where much burning or itching occurred, or a simple oiled piece of rag on the ulcerous surfaces. The sick, mostly women, nearly 90 per cent. women, and mostly of the lowest walks of life, were compelled to work hard at their daily vocation while under treatment.

These 145 cures among 196 cases were under my full observation, and were treated solely with *Carduus*, a colossal percentage! which probably would be greater were it not for the polyclinic character of the cases. For many sick, felling better, failed to come back. The 51 other cases cannot be classed, therefore, as not cured, for I observed amelioration in almost all cases, and in but few did this remedy fail to make a favorable impression.

It would be tiresome, were I to describe special cases in a disease which runs so uniform a course. But I can state that the large majority were of many months', and most of them of years' standing, and almost all had recourse to all sorts of different treatments before they came to us.

The large number of cases need not cause surprise when its great diffusion among the laboring classes is taken into consideration and the spreading of the cures in their news of the neighborhood. The number mentioned were treated within the space of three and one-half years.

As to the sphere of action of *Carduus* and its physiologic-specific connections, we are justified to draw the following conclusions based on the sparing and little known provings of which only those by Buchman and Reil are before me, and on the observations of Rademacher, Lobacher, Siegmund, and Sarge: that *Carduus* produces without doubt hyperæmia of the liver, also catarrhal, *i. e.*, it creates hyperæmic conditions of the gall-ducts, and static hyperæmia in the whole region of the intestinal tract and that it also has a specific connection with the veins and the whole venous vascular system.

Lobacher claims in *Allg. Hom. Zeitg.*, Vol. 57, p. 190, "that no remedy is as useful in menorrhagia, chronic uterine hæmorrhages, etc., so is *Carduus mar.*, for it not only stops hæmorrhages at once, but its continued use will prevent a recurrence of the trouble." This clearly points to the influence of *Carduus* on the venous vascular system of the uterus, a fact which I was able to verify by numerous personal observations in the polyclinic, especially in cases of women with varicose veins.

Almost all were troubled with uterine catarrh, chronic endometritis, displacement of the uterus, inclination to profuse perspiration, and they were mostly multiparæ, or if they had not born any children, they had long been suffering with uterine disorders. They were also mostly of advanced sexual age, in the beginning of the thirtieth and many past the fortieth year. We never found varicose ulcers in young women or in women with normal uterine systems.

Lobacher also mentions: Its connection with the liver and with uterine hyperæmias. He communicates six cases having evidently hypertrophy of the liver, pain in right hypochondrium, dark colored urine, yellowish face, etc., which conditions were relieved by this remedy.

He thinks it well to follow Rademacher's directions: to commence with quite small doses of the tincture and not to increase the same until aggravations, if any are caused by previous doses, have ceased.

The strongest doses, five drops of the tincture, which we administered three times a day, have never produced any deleterious effects.—*Dr. Windelband, of Berlin, in Zeitsch. des Berliner Ver. Hom. Aerzte.*

THE DIURETIC ACTION OF "APOCYNUM CANNABINUM."

Dr. Arthur Clifton has sent me a valuable synopsis as the outcome of over fifteen years' experience of the drug, in a dozen cases of ascites and anasarca; mostly in patients over fifty years of age.

"In one-third of the cases, where the dropsy was dependent or caused by cardiac disease, or by kidney disease, *per se*, but associated with liver disease secondarily, the medicine did but little if any good, *i. e.*, did not reduce the dropsy.

"In the other two-thirds, passive congestion and enlargement of the liver were the primary causes of the ascites, leading to cardiac dilatation and kidney inaction,—the urine containing small amounts of albumen, but giving no evidence of true Bright's disease. In these the apocynum was all-sufficient in removing the water, stimulating the kidneys to pass as much as two quarts in the twenty-four hours. As well as the enlargement of the liver there was often more or less jaundice with pale stools, the bowels being sometimes constipated, but more often slightly relaxed; the urine being scanty, high colored and loaded with lithates."

Though the kidneys have been so apparently over-stimulated, Dr. Clifton has never known the reverse condition on leaving off the medicine.

The drug was used in the form of Boericke & Tafel's concentrated decoction ℥j. to ℥iij. every four hours. He had tried the matrix tincture in doses of from five to ten drops without good results.

Dr. Alexander, of Plymouth, reports that he has used the drug for years with the greatest success in cases of œdema of the legs, and even of ascites, due to cardiac weakness. He divides his cases into two classes. (1) In cases with valvular lesions; in these the relief to cardiac distress was very great, and was attended by a marked diuretic effect. The benefit was not always of long duration, recurrence taking place with more or less rapidity according to the gravity of the lesion. (2) In cases due to commencing dilatation of the heart from feebleness of muscular contraction, or perhaps fatty infiltration; the results here have been more permanent. He thinks that the drug has some specific action on the cardiac muscles, and, though it may not be distinctly Homœopathic, considers that it is a very useful and reli-

able medicine. He uses an infusion in ʒss. to ʒj. doses, which he finds acts better than the tincture — *From paper by Dr. Byres Moir, M. D., Physician to the London Homœopathic Hospital, in Journal of the British Homœopathic Society, January, 1893*

CAPILLARY BRONCHITIS.

Translated for the HOMŒOPATHIC RECORDER.

Last winter I had no less than nine cases of capillary bronchitis to treat, *i. e.*, catarrhal pneumonia. All of these cases had the peculiarity that they did not develop, as is usual, out of ordinary bronchitis, but were ushered in at once by an extraordinarily accelerated respiration [by far exceeding [the ordinary manifestation]].

Another peculiarity was the fact that the little patients invariably lay on their backs, any attempt to place them on the side or to set them up being strenuously resisted. If forced to it the respiration was invariably accelerated, the children anxiously trying to regain their former position. With some it was accompanied by hoarseness. There was no particular thirst or striking increase of temperature, no cough whatever. The face was pale, at times somewhat bloated.

According to Boëninghausen, *Stannum* is one of the remedies affecting especially the larynx, as also *Nux vom.*, *Phosphor.*, *Pulsatilla* and *Spongia*. It has also aggravation from lying on the side. I accordingly prescribed *Stannum* 30, four pellets in half a cup of water, a teaspoonful every three hours. Within eight or nine hours amelioration was decidedly established, respiration and pulse became less frequent, sleep ensued, etc., and in two cases no other remedy was needed. Continued physical examination of the chest showed in some the characteristic linear of true catarrhal pneumonia on both sides of the spine; with others it was one-sided. In short, I found the general condition indistinguishable from the products of a true croupous pneumonia. *Sulphur*, *Kali carb.*, and *Lycopodium* [in 30th or 200th], were the remedies which, according to indications, were presented to promote absorption of the morbid product and to complete the cure.

Another observation is of later date, respecting the action of *Conium maculatum* in several cases of diphtheria. The number of cases cured by *Conium*, were five, and three of these were sequelæ of scarlet fever. Boëninghausen mentions *Conium* among the remedies particularly adapted in cases of whooping

cough following scarlet fever, in his work on "The Homœopathic Treatment of Whooping Cough."

The first of these cases, that of a girl *æt.* 4, was preceded by scarlatina. A peculiarity in this case manifested itself in the urine; it was and remained turbid, of a dirty gray, somewhat yellowish. In regard to color, according to Bœnninghausen, *Conium* stands alone [while turbidity is also found under *Cina*, *Mercurius* and *Sabadilla*]. There was nocturnal aggravation of the condition, somnolence, with which, however, patient awoke every few minutes, changing her position, which was in the main on the back. There was also sawing-snoring respiration, the tonsils were not much swollen; the color of the exudation was a dirty gray. The symptoms enumerated induced me to give *Conium*. I gave it in the same way that I had given *Stannum*, and the healing process became manifest at once. Even though the cure took five days, it was a comparatively short time when the preceding sickness is taken into consideration.

A few days after I was called to two children who also had scarlatina. They had been treated with applications of ice, the oldest was almost in the last agonies, yet the remedy acted very beneficially, although it could not prevent death on the following day. The younger child rapidly recovered. The same was the case with a child I treated right after. Then there were two sisters, one *æt.* 13, and the other *æt.* 19. The former had been dosed with *Merc.* 3, followed by *Acid nitr.* 3, without relief. *Conium* rapidly brought about recovery. The same remedy was also given to the elder sister, and amelioration progressed up to a certain point, but *Sepia* had to be given to complete the cure. Later on I had to treat a series of catarrhal anginas, which were characterized by an intense redness of the parts, often of a bluish tinge; this was also the case in above cases of diphtheritis, but which I forgot to mention. The exudation varied in color; it was in one case of a snowy whiteness.

Let us add a few remarks: Hahnemann already remarked that intercurrent diseases are apt to awaken constitutional ailments, and advises in such cases to interpolate an antipsoric remedy; this observation has been verified by his best disciples. In my practice I also found abundant material to substantiate it . . . there is no more favorable period to thoroughly eradicate a constitutional disease than immediately after an acute disease. A carefully investigated anamnesis will, in most cases, enable the practitioner to find the right remedy. One dose of a high potency

is then often sufficient to effect a radical cure.—*Dr. Kunkel, of Kiel, in the Allg. Hom. Zeitg., Vol. 82, p. 5.*

DR. G. H. READING (*Therap. Gazette*) was called upon to treat a pregnant woman who had taken three nutmegs to produce abortion. She had intended to take six, but felt nauseated at the third. She ate supper and shortly afterwards vomited, and then passed into the following condition: "This condition was one of low muttering delirium, with occasional silly laughter, the most constant hallucination being that she had two heads. From this condition she could be aroused momentarily by shaking her or speaking to her sharply; but she immediately relapsed into the same state. There was also a sense of impending dissolution, for she besought me piteously not to allow her to die. Her pulse was 120, of good strength and volume. Respiration somewhat accelerated. The entire aspect of the case reminded me very strongly of poisoning by *Cannabis indica*, as exhibited in the only two cases which have come under my observation." She ultimately recovered.

BOOK NOTICES.

A Compendium of Materia Medica, Therapeutics and Repertory of the Digestive System. By Arkell Roger McMichael, M. D. 359 pages, large quarto. Cloth, \$6.00, or half morocco, \$7.50 *net.* Book expressage extra. Philadelphia: Boericke & Tafel.

Perhaps the best thing any one who cannot examine this book at the pharmacies can do is to send to the publishers for some specimen pages, which will be mailed free on receipt of request. Dr. McMichael's work is constructed on an entirely new plan, and deserves the most careful study of the profession. It is a thoughtfully prepared plan for a rational road through the *Materia Medica* to correct prescribing. The present book covers, as the title indicates, the digestive system. It is divided into two parts, the first covering stomach, appetite, thirst, taste, tongue, mouth, teeth, nausea, vomiting, eructations and flatulence; and the second part stool, rectum, anus, abdomen, hypochondria, umbilicus and hypogastrium. Each part is followed by a repertory that is the completest and clearest ever published; given a symptom and you cannot go astray in your search for it in this repertory, as every word is a keyword.

The author says that "in order to make a work of this nature,

it was deemed advisable to exclude all symptoms of a drug which have not been verified by cures." So when the student opens this book and glances, first at the stomach symptoms of the drug he is looking up, and then straight across the two beautifully broad pages, at the effects of the same drug on the appetite and thirst; taste and tongue; its concomitants; then what, if any, effect it has on mouth and teeth; its nausea and vomiting; eructations and flatulence; and finally the verified "clinical" he has got as clear and *reliable* an idea of the sphere of that drug as he may ever hope to obtain in a condensed form. The paper and printing are unusually fine, the binding strong and durable, and the book as a whole one that is a strong candidate for popularity among the progressive practitioners.

Eclectic Medical Journal Visiting List and Pocket Reference Book. John M. Scudder & Son, publishers, Cincinnati, O.

A small compact visiting list with "Eclectic and Allopathic dose tables," and "Eclectic Visiting List" in gold letters down the outside flap. If you want a list of this school, this is the one to get.

The Twelve Tissue Remedies of Schüssler, Comprising the Theory, Therapeutical Application, Materia Medica and a Complete Repertory of these Remedies, Homœopathically and Bio-chemically considered. By William Boericke, M. D., and Willis A. Dewey, M. D. Third Edition. Rewritten and enlarged. 384 pages. 8vo. Cloth. \$2.50 net. By mail, \$2.68. Philadelphia: Boericke & Tafel. 1893.

Fortunately the eighteenth and last edition of Schüssler's *Abgekürzte Therapie* immediately preceded this, the third edition of Boericke & Dewey's work, and therefore it contains the latest word on bio-chemistry from Europe and America. It is a much larger book than the preceding edition, has been thoroughly revised, many parts entirely re-written and much new matter has been added, making the fullest and finest work on the subject ever issued. From the enormous demand reported for this book it may be inferred that physicians generally and outside of the Homœopathic fraternity, are taking a greater interest in bio-chemistry every year. In the matter of paper and press work the new edition is far in advance of the previous editions, and in all respects makes a great step forward on the subject of which it is the chief exponent.

Homœopathic Recorder.

PUBLISHED MONTHLY BY

BOERICKE & TAFEL,

1011 Arch Street,

Philadelphia, Pa.

SUBSCRIPTION, \$1.00 PER ANNUM.

Address communications, books for review, etc., for the Editor, to E. P. Anshutz, P. O. Box 921, Philadelphia, Pa.

VERY few know how to open a new book, yet the art is so graceful, so useful and so easily acquired that all should possess it. When you see a man insert his thumbs about the middle of a book, press them tightly on the two open pages, while his fingers hold on to the cover, and then, thus holding the pages rigid, opens the book wide, and you hear its back cracking, you may know that that man is one who does not know how. Such a man goes through life leaving in his wake a trail of maimed and broken-backed books. You can recognize his victims by the limp, lifeless and dead manner, in which they fall open, generally at one particular page—the one at which he first opened his victim and broke its back. The best binding the world ever saw could not stand against such vandal work for the vandal seemingly is never satisfied until he has heard his victim's bones crack, and then the ruin is beyond repair.

Now the man who knows how to open a book, a new book, gently lets the volume rest in the palm of his left hand, or on the table, as the case may be. Then he parts the leaves about the middle and lets them fall apart, swelling to either side in two beautiful curves; his right palm now gently, yet firmly, presses the two curves outward. Then he turns other pages, runs them rapidly over, smoothing down the too redundant curve, but *never* imprisoning the pages between his thumb and fingers and opening the book until its back cracks, as does the man who doesn't know. Many a well-bound book has been ruined by ignorant opening, and the publisher or binder blamed for the sorry work of the man who doesn't know how to open a new book.

WITH all respect to Mr. Darwin and his theory—which theory, by the way, is reasoned upon as established fact, though

who established it has never been made clear—we believe that human nature, while frilled with as many idiosyncrasies as there are human beings, is, in some very essential respects, unchangeable and unchanged. Homer's Illiad comes to us from beyond the line of history, how far beyond no man knoweth. Yet in this book human nature, the touch that makes all the world akin, is to be found as fresh and as true to life, as it is in the last book still smelling of the bindery—in fact, more so. Here, there, everywhere, we come on a sentiment, a speech, an action that seems quite as commonplace and natural as anything we have to-day. We know that the speaker or actor, must have felt and thought as we do. To be sure, they have their flummery about the gods, but are their brethren to-day, much better? With them it was the sun-arrows of Apollo that started the plague; with us it is a microbe.

The old fellows of those old days were ever talking about "these degenerate days," and bragging about the men of their youth who *were men*. The woods are full of them to-day, the same old chappies and the same old brag in all walks of life. Side by side in both ages are the gentlemen who believe in the present and themselves, though rather more numerous to-day than in Homer's time. With them the past is musty and obsolete—superstitious—and they demand the newest of the new, innocently assuming that the knowledge of the past is theirs, whereas, in fact, it isn't. Any one can forge the memory chain from Homer through Plato, to the latest book that has that element in it that will cause it to live, and in each link human nature will be recognized essentially unchanged. There is no sign of evolution there.

If the higher faculty of man remains unchanged through all the *known* ages it is quite reasonable to assume, as a fact, that the human body is equally unchanged and unchangeable—save as the individual wrecks his tenement. If so, drugs and their action on the body must be unchanged. *Aconite*, for example, that sprang into the world from the rooting of the slobber of the hell-dog, is the same to-day it was in Homer's day, and affects the body the same, and cures the same diseases. So with the other drugs, so with everything, "and there is no new thing under the sun."

Really, if any one can free himself from the fever for something "new"—it raged quite the same in old days—and open his eyes to the fact that the past has something to teach him, a something

to be found in the old books he hears so often slighted, or scorned, books which he has never seen, it may be he will find a new world of knowledge, quite as "new" (to him), quite as useful and quite as helpful as that hot from the press. When he has thoroughly mastered what the *past* has to teach him in his chosen profession, he will then be in the condition—clear eyed and clear brained—to *add* to the store of the past or, in other words, to discover some secret of nature. With the lore of the past at his command, he will also see that much of the "new" is ancient history, and that really new things are rarely found. See the fevered one bringing in *Rhus tox.* as something *new!* It is "new" to him, but had he learned what the past could teach before seeking the new he would not have made that remarkable discovery and been laughed at.

Don't turn your backs on the books of your fathers and grandfathers. Homœopathy was quite as true in Hahnemann's day as in our day, and Hahnemann may be able to teach the young man of this *fin de siècle* something. At any rate don't despise a book because it was not issued this year. If you have any of the old worthies of Homœopathy on your shelves, or in the garret, take an idle evening and dip into their pages. If you have none, get one and, ten to one, he will lead you to get another, and a new world will open before you.

THE *Erste Schweizerische Alpenmilch-Export Gesellschaft*, the manufacturers of the Romanshorn unsweetened, sterilized and condensed milk, write under date of February 2, 1893: "We have just received word that we were appointed by the English Government to supply all the military hospitals of British India with our milk, the first shipment to be made at once." This is perhaps, the highest compliment and endorsement an article of this sort could receive. The merits of this great brand of milk are being more highly appreciated in this country every year.

ANN ARBOR, *February 20, 1893.*

E. P. ANSHUTZ, ESQ.

My Dear Sir: Received Dr. Yingling's "Suggestions" this morning. Big thing for pig-headed patients. Equally "immense" for pig-headed doctors.

Now let me "sadden into sense," as Charles Lamb says. I have not seen anything in our literature in years that has given me as bright a hope for the future of Homœopathy. These are

pointing the practitioner to a path that has been neglected, to say the least, and that path is the only *via recta* to the Homœopathy of the Fathers.

The "Suggestions" will also educate the intelligent patient—and with them on its side, Homœopathy can defy the devil and all his wiles.

I believe in the survival of the fittest in medicine, and the users of these "Suggestions" will find themselves in the front rank of that category.

Very truly yours,

SAMUEL A. JONES.

DR. W. L. BATES, of Providence, R. I., in ordering some of the Arnica Hair Oil, prepared by Boericke & Tafel, adds: "I find it the best I ever used for the hair." Arnica hair oil has been in use in Germany for many years, though in this country it is but little known. The scope of the oil is to prevent the hair from falling out, and to invigorate its growth.

Jahr's Clinical Guide or Pocket Repertory was a book in vogue when Homœopathy was in the thickest of its bitter fight and winning its most brilliant victories. The *Medical Era* comments thus on the recent reprint of the book:

To the earlier Homœopaths few names were better known than was that of Jahr, and to us of to-day, Dr. Samuel Lilienthal has been personally known as an ever enthusiastic laborer for the advancement of our school. The first edition of this work has been long out of print, and we are glad to have the work in this new edition available to students and practitioners. Being in cordial sympathy with the more advanced methods of studying and developing the *Materia Medica Pura*, we believe that this work contains very much that will not bear the test of time. Still, much that it contains is exceedingly valuable, and we doubt not that the book will prove useful. The matter in it is so arranged that it is very convenient as a book of reference for the practitioner.

Not only does Jahr give his readers a "clinical guide" and a "pocket repertory" in this volume, but he includes one of the neatest condensed *Materia Medicas* to be found.

"INCURABLE DISEASES OF BEAST AND FOWL," is a pamphlet of thirty pages devoted to this all-absorbing question. These include pleuro-pneumonia, rinderpest, or the Texas fever, glanders, tuberculosis, roup, and chicken and hog cholera. The symptoms of these various diseases are herein plainly enumerated, with the treatment following. It is a valuable pamphlet, and should be in the hands of all engaged in farming and stock

raising. Publishers, Boericke & Tafel, 1011 Arch street, Philadelphia, Pa.—*Delaware Farm and Home.*

“SAFETY IN CHOLERA TIMES”—This is the title of a little book of sixty-three pages, published by Boericke & Tafel. It is divided into eight chapters. Causes, in Chapter III., are touched lightly. Hygienic rules are good so far as they go. Treatment, Chapter V., with Hahnemann's advice. Chapter VI, is worth many times the price of the book, and if carefully followed in “cholera times,” means the difference between living and dying. Clinical experience and statistics, Chapter VIII., is the “proof of the pudding.”—*Keystone of Homœopathy.*

IN a paper published in the *Monthly Homœopathic Review*, by Dr. J. W. Hayward, on the subject of “The Homœopathic Physician and Books of Reference,” the writer says: “The *Cyclopædia of Drug Pathogenesis* must, for the present, at least, be the book of reference for the student; and Hahnemann's *Materia Medica Pura*, as issued by the Hahnemann Publishing Society, along with Allen's *Handbook*, must be the books of reference for the practitioner, in adapting together the symptoms of drugs and patients. Every physician ought to possess these three books, for without them it is impossible to afford our patients the efficient professional aid they are entitled to expect from us.”

Of these three books, Hahnemann's *Materia Medica Pura* is slowly but surely approaching the state known as “out of print.” When it is finally “out of print” then it will command a premium. Among modern *Materia Medicas*, Allen's magnificent *Handbook* stands without a rival.

THE remaining stock of *Cyclopædia of Drug Pathogenesis* is offered at cost by Boericke & Tafel. Sixteen parts, unbound, \$14.00; bound in four volumes, cloth, \$16.50; bound in four volumes, half morocco, \$20.00. The work will be sent, *expressage prepaid*, on receipt of price.

THE *Argus* says of Dr. W. J. Guernsey's *Homœopathic Therapeutics of Hæmorrhoids*:

To be able to come to the point, and at once, is characteristic of the busy men of these days, and medical men are no exception to the rule. Therefore the demand for and use of monographs on medical topics. There are some valuable features in the method of this one. The symptoms are ranged under four heads: Subjective, Objective, Aggravation and Concomitant; and while the author says that pathology is not within the scope of the work, special pathology does form a marked feature of it. A repertory arranged under the same heads greatly simplifies the choice of remedy. It

is excellent, and should grace every study table; the more so the more there will be *cures* of hæmorrhoidal diseases.

If the teachings of Dr. Guernsey contained in this book were to be thoroughly mastered and applied, it might be that orificial surgery would find its occupation gone.

WHEN a book dies down, if we so put it, and then shows signs of life and vigor, it is pretty safe to say of that book that it has more than ordinary vitality. This has been the fate of Dr. Allen's mighty *Symptom Register*, the greatest of repertories. At first it was hailed with joy; then it was stoned. When a man sees his brother stoning anything he accepts his brother's estimate, generally without investigation. But this period has passed, and still there are those who use the *Symptom Register*, who value it highly, and their number is increasing. Dr. Allen's arrangement may not be perfect, but has any one yet been able to point out in what way the vast mass of matter could have been arranged to better advantage?

THE *Homœopathic World* makes the following comments on Dr. Burnett's now famous *New Cure for Consumption*:

Dr. Burnett is to be congratulated on the appearance of a second edition of his *Consumption*. In his preface to the present edition Dr. Burnett says:

"When the first edition of this work went to press, now just a year ago, Prof. Koch had not yet divulged to the world what his remedy was, and hence I could not be quite sure that he and I were on similar lines, but from the published effects of this remedy I *felt* sure that we were not far apart. Since then Dr. Koch has admitted the nature of his remedy—*Tuberculinum Kochii*—so that I now know what I was then only firmly convinced of . . .

"What now bars the way to the further progress of Kochism is the awful admission that will have to be made of the therapeutic efficacy of the infinitesimally small; the *little* dose is the *great* barrier to its onward march; the barrier will be knocked down in time, and then what a rush there will be to prove it!"

Dr. Burnett's second edition is considerably larger than the first, a number of new cases of great interest being added. Here is one of them:

"A London gentleman just turned fifty years of age, came under my professional care in the first days of January, 1891. He was subject to a chronic cough, with much catarrh of both the lungs; his cough was very distressing indeed, and no wonder, considering the awful fog then on. But though the cough was much aggravated by the fog, it was by no means due to it. There was some wheezing all over the chest, much worse of the left side, and patient gets feverish attacks, which he terms his 'heats and sweats.' Cough worse at night, wakened by it. Said he: 'I was always a "coughing" man, and my father died at my age of consumption, and I have lost a brother and also a sister from consumption.'"

Two months of the *Bacillium C.* quite cured him, and he was really a different man, and his friends hardly knew him without his cough, so frequently had it been to the fore.

THE *Hahnemannian Monthly* makes the following comments on Dr. Burnett's *Ringworm*, a companion work, by the way, of *His New Cure for Consumption* :

In this little treatise Dr. Burnett shows clearly that this so-called disease of the skin is really a disease of the constitution of the patient, etc. He is of the opinion that absolutely healthy children do not and cannot, catch it. Before they can catch ringworm it is essential that they be in tainted health in some way, otherwise they cannot supply to the parasitic fungi the food which they need to live and thrive on, and to continue their propagation.

ALLEN'S PRIMER OF MATERIA MEDICA received the following criticism in the *Homœopathic Physician* :

Here is an octavo volume of four hundred pages which is designed, as stated in the preface, "to present the characteristic features of the most important drugs used by Homœopathic physicians. It may serve to refresh the mind of a physician when away from his complete symptomatology; it will help him discriminate when studying an unfamiliar pathogenesis."

On looking over the work we find present the old familiar key-notes or characteristics of the various remedies. We think it would have been advisable to have had these characteristics put in larger type than the general text, to call the attention of the reader to their importance. This criticism is made because we are surprised to find that the rising generation of medical men are decidedly ignorant of these characteristics, many of the college faculties ignoring them as of no account. In this book a few of them are missing. Thus, under *Sulphur*, we do not find flushes of heat, nor weak, gone feeling in the stomach. Now these two symptoms have been verified so often, the recognition of them in severe cases of illness and consequent prescription of *Sulphur*, has been attended by such happy results, that we do not see how they could have been ignored. On the other hand, we find under *Aconite* the warning given that this drug should be prescribed in febrile conditions only, when there is the characteristic anguish, anxiety, restlessness at night and thirst. This is admirable. *Aconite* is one of the most abused remedies in the *Materia Medica*. Most of the family guides to Homœopathic practice are written by men who are but ill acquainted with Homœopathy, and so we find that *Aconite* is always advised for everything, and especially for the slightest rise in temperature regardless of any other symptom. The public have gotten this idea implanted, and consequently they are forever dosing themselves with *Aconite*. Yet it is not the most frequently indicated remedy. The *mental anxiety, fear of death, predication of death, red, hot face, restlessness and thirst at night in bed* must be present to make of it the simillimum. Therefore Dr. Allen has shown considerable accuracy in his caution about *Aconite*.

Another commendation can be given this book for the "word of caution" in the preface: "Do not use this book nor the 'pocket-book' [Bœnning-

hausen's] instead of a more complete symptomatology. These works are intended simply to be suggestive; especially is this caution needed as regards the use of the 'pocket-book;' *it is not to be used for isolated symptoms*, only to aid when a full picture of the patient is taken." * * * "This primer is designed to give the 'gist' of each drug rather than its symptomatology."

W. M. J.

ALWAYS remember that by turning to the catalogue in the front part of the RECORDER, you can see the exact price of each Homœopathic book, and its price when sent by mail.

It is amusing to hear the ever-deepening chorus over the Phytolacca Berry treatment of obesity swelled to a yell by the proprietary medicine men, and yet until the RECORDER took up the matter a few years ago the subject was as dead as Pharaoh. The basis for the whole treatment has been published at various times in this journal, and this matter has now been collected and condensed into a circular for the sake of convenience, and will be sent free to physicians on request.

SEND in your subscriptions to the RECORDER. It is published monthly now. The subscription price is \$1.00 a year. Back numbers of this volume can be supplied, and in view of the continued articles it will be best to begin with the January number. Bound copies of Vol. VII., 1892, now for sale, \$1.25; by mail, \$1.37.

"BENNINGHAUSEN REPERTORIAL CHECKING LIST" consists of twenty-five large sheets, in which the names or abbreviations of all the remedies in the *Benninghausen Pocket Book* are printed in alphabetical order. It is a great convenience. Price, 35 cents; by mail, 41 cents.

"HELONIAS is particularly suitable as a remedy for feeble constitutions, especially for females whose nervous system is run down, and who become easily fatigued; for the care-worn mother who tenderly watches over her family charge, as well as for the youthful maiden budding into womanhood. The results of its proper selection and application are brilliant and lasting; it is a peculiar and powerful *restorative*; it favors nutrition and promotes healthy secretions generally; in this respect it rivals the so-called tonics, and excels in the permanency of its effects."—*Silas Griffith, M. D., in paper read before the H. M. S. of Penna., and printed in Hahnemannian Monthly.*

PERSONALS.

Send all Changes of Address, etc., to RECORDER, for free insertion.

The Pacific Coast Journal of Homœopathy, with H. R. Arndt, M. D., (Arndt's *System of Medicine*) as editor, is the last one to appear. The editor says it was delivered by Cæsarian section, and its mother, *The Californian Homœopath*, died under the operation.

Dr. W. H. Bigler has removed from 118 N. Twelfth St., to 1524 Arch St., Philadelphia.

Dr. Greiner has removed from Grand Rapids, to Chelsea, Michigan.

Dr. E. J. Barbeau has removed to 30 St. James St., Montreal, Canada.

The Medical and Surgical Journal has gone back again to Omaha, Neb., and will hereafter be published monthly. Dr. D. A. Foote is editor.

Dr. E. A. Wheeler has changed his address from 326 W. Second St. to 228 W. Fourth St., Los Angeles, Cal.

Dr. W. S. Morrison has removed from Wellington St., to 95 Coburg St., St. John, N. B.

The *Lancet* sees "Dangers in ready-made garments." The reader can easily fill up the paragraph, and hereafter buy of the \$75 tailors to avoid the new peril.

Dr. T. D. Coons has removed to 827 Walnut St., Allentown, Pa.

Our omnivorous young friend, the *Medical Century*, although only in its second month, has already swallowed three medical journals. The last is Gatchell's *Medical Era*. Next!

The *Southern Journal of Homœopathy* thinks that as arbitration "is rapidly taking the place of warfare," so "the equilibrium of the medical profession might also be restored when disagreements occur, if the contestant, would but abide by the decision of impartial arbitration."

Reports from Hamburg are that cholera there, under Homœopathic treatment, could only reach a five per cent. death rate.

The *Checking Lists* for the Boëninghausen *Therapeutic Pocket Book* are growing in favor.

Fashion note: The fashion of advising the use of coal-tar antipyretics is going out.—*Kansas City Medical Journal*.

When you have read the remainder of Dr. Boocock's proving of *Heloderma hor.*, you will be convinced that a new and very important remedy has been found. Send in your subscription to the RECORDER (\$1.00), and get all the numbers.

So to with Dr. Jones' *Lappa* provings and schema that will shortly appear. It sheds a flood of light on an old remedy.

Bound copies of the RECORDER for 1892, \$1.25. By mail, \$1.38.

"The Allopathic members of the medical profession [of Penna.] claim that their bill is fair. They are blinded by their desire for the control of medical licensure."—*Hahnemannian Monthly*.

What the coal-tar medicines are to therapeutics the dyes from the same source are to the Turkish rugs—bad.

Subscribe to the RECORDER.

THE HOMŒOPATHIC RECORDER.

VOL. VIII. PHILADELPHIA AND LANCASTER, APRIL, 1893. No. 4.

PROVING OF HELODERMA HORRIDUS.

The Gila Monster.

(Continued from March, 1893, RECORDER.)

January 1, 1893. Having made two previous partial proving of the poison of this creature, during the months of November and December, 1892, I now purpose to make a more careful one, and if possible, by my efforts to learn by experience, all that is possible. I am conscious of many defects in recording the two previous provings; we have to learn to do some things by doing them. I now see that I ought to have given more attention to my pulse rate and my temperature, while it is very likely to be true that I have not yet got to the end of the effects. Yet having forgotten my resolve not to take any medicine, I tasted some *Ver. vir.*, and so stopped recording. And now with the new year, I shall try to get through with this proving before the New York State Society meeting. I hope to forget all that I have written of my feelings during my previous efforts to get at the spirit of this poison.

January 3, 1893. This 7 a. m. took 8 globules of No. 35 pellets, medicated with *Heloderma hor.* 30th. A very bright, clear morning, and feeling very well. After a good night's rest, had nothing in my consciousness to report about myself.

My pulse rate, one hour and thirty minutes after breakfast, was 72, full and round. This is three and one-half hours after taking my first dose of 8 globules No. 35 *Heloderma hor.* 30th. My temperature after holding the thermometer under my tongue for five minutes is 98°, very slow in coming up from 97. It stood a long time at 97 3-5, so that I had to wait for it to rise to 98°; but we should remember that this is three and one-half hours

since taking the medicine, and while feeling some of the effects of this first dose.

My head feels full, and a conscious feeling of aching similar to what one feels at the beginning of an influenza. Some cold feeling in biceps muscle of right arm. Chilly feeling in various parts of my body.

11 a. m. Took another dose of six globules before the effects of the first dose had fully developed itself.

I have a feeling of great weakness and giddiness, and a difficulty in remembering even the spelling of some simple words while writing.

12 meridian. Sensation as if a cold, freezing wind were blowing upon me from the bend of my knees. Head feeling as if the scalp were being drawn tight over my skull, and my facial muscles were being drawn very tight over the bones. A giddiness and a cold pressure from within the skull. A cold, running chill from superior maxillary down to the chin. Trembling of limbs. Coldness extending from the knee into the calf of the leg. Pain and pressure within the skull from crown to occiput, and from back forward over the left eye. A very drowsy feeling. I could sleep if I gave way to the feeling.

4 p. m. The feelings above described have returned twice since noon in four hours. My head feeling the same. Took another dose of six globules, 30th. While reading, a very sharp pain shot through my head from the left side over my eye to deep in towards the occiput. Experienced sharp, digging pain in the left side; very acute while it lasted. The cold feeling continues very constantly in my feet, with these arctic rays changing about. Mind clear.

10 p. m. On retiring, took another dose of six globules. Was awakened several times by an intense pain in lumbar muscles, and stitches in my intestines as if they were filled with pins, still sleep was very heavy; was awakened once by what appeared to be a bell ringing in my ear, so real that I thought it was a telephone call and got up; but lo! it was only a dream.

January 4, 1893, 7:45 a. m. Took another dose of six globules. Pulse, 72. Temperature, 97 3-5. A flush of heat in my face. A feeling as if I were walking on sponge or as if my feet were swollen. Dull headache. The arctic cold feeling is more in my right arm, elbow joint, and right thigh and left foot. A great trembling of my arm. It is hard work to steady my hand, which holds my book, enough to continue reading or writing.

The feeling of swelling in my feet or walking on sponges sensation continues; a springiness, with a sense of looseness in stepping out, which requires some caution, as if I were not sure of my steps. The trembling of my hands is on the increase; feeling of soreness in my heart, more under left nipple; pain in my back, lumbar region. Some little scalding of urine; flow not so free and full, intermitting slightly, as if I had some calculus in the bladder which interfered with continuous flow. Stool more free and full.

Earwax, which had been very dry, now flows from both ears, but is more free on the left side. Left nostril sore; ulcerated. Throat sore and tender to outside touch.

4 p. m. Took another dose of six globules. Much trembling and coldness (arctic cold); cold places in various parts of my body, and a very hard pressure behind my left ear; pressure in ear from within outward; dry, itching scurfs in my nostrils, the left one worst. Headache all the time, with very sore spots in various parts of my head.

6 p. m. Back of head sore. Neck very stiff. Coldness outside of left leg and inside of right arm. A boring, sharp pain on tibia of the right leg, with twitchings of arm and leg. Giddiness. Very drowsy, but not able to sleep. Very much trembling and weakness when starting to walk after resting in a sitting position.

9 p. m. Very weak feeling, with pain in my heart; same place, under left nipple. Head aches and arctic rays in various parts of my body.

Took six more globules, and retired for the night. Slept very soundly until towards morning, when I was awakened by very intense pain in my back and lumbar muscles, and my left ankle felt as if a tight band were round it, trying to cut my foot off; very cold, arctic feeling in my feet. My head was very painful, as if I had a large cover over it, drawn very tight. The upper part of my neck near the atlas was very painful. Bowels feel full, but not so painful. A feeling as if my waistband were too tight.

January 5, 1893. Warm morning with some snow coming down. Pulse 72. Temperature under my tongue 97 3-5. Took twelve globules, a double dose. Intense pain in back of my head near where atlas is, to the root of my ears on both sides. Had a very severe attack of sneezing, and a severe chill ran down my back from base of brain to buttock, very like an ague. Several times have had cold rings round my body, from beginning

between my shoulder blades and radiating round my body. Cold limbs, which could not be made warm over a hot register; my feet feel like lumps of ice, and there is a tingling sensation such as I have felt when recovering from being frozen. The head pains produce a giddiness, with inclination to fall backward, and a benumbed feeling prevails all over my head. Mind keeps clear. Pain in left thigh and calf of leg—a feeling as of recovering from bad bruises. The trembling in my hands is not so bad to-day; and though I feel the pain in my left heart it is not so bad.

9:30. Bowels moved, loosely; mushy; no pain; good deal of flatus.

12 noon. Took twelve more globules. Numb feeling in my head. A feeling as if I would fall on my right side. A good drive this morning in the snowstorm; and felt a desire to bear to the right side and could not walk straight because of this, and had repeatedly to stop or step to the left to get a straight course on the causeway. A good deal of the same feeling, but very weak and sleepy; was compelled to lie down, but did not sleep, although feeling very drowsy; laid very quiet, as if I was in a stupor; the old feeling in various parts of my body, only more acute; a feeling in various parts as if a needle were being thrust into my flesh.

4:45 p. m. Took thirteen globules. A very stiff neck the most prominent feeling. All the previously recorded feelings, only more intensely. I have a painful boring feeling in the middle third of left thigh.

8:30. Flushed, hot feeling in my head and face, but no increase in color; but then I have just come out of the storm.

9:30. Took twelve globules more and retired to rest; very tired; slept very soundly until 1 a. m., then could not sleep. My back, in the lumbar muscles, ached so and my left leg that I could not sleep for hours, and my brain felt as if scalded; an intense burning feeling in the meninges, for this did not affect my power to think. This hot feeling commenced and spread down my back. An intense pain over left eyebrow, through my left eye to base of brain and down my back. The pain in the back of my head caused me to bore my head deep into my pillow, and reminded me of cases I have seen of cerebro-spinal meningitis. An intense weakness, as if I had no power to move, and no wish to do so, and yet I was afraid I could not attend to my business. Yet, strange to say, I was not alarmed, but passively indifferent. I could not open my eyes without great

effort; it was hard work to keep them open and the easiest thing for them to close, as if there were a great weight upon them, keeping them down. I begged to be allowed to remain in bed until some one wanted me professionally, and yet I could not thus give way to my feelings, and so got up.

7 a. m. Feeling very weak and giddy. Staggering about my bedroom trying to dress. It was all that I could do to lift a hod of coal to the stove. The pains in my head and lumbar muscles, back of my head near atlas and middle third of left thigh and right elbow are the most noticeable from the great pains; and arctic coldness in my feet and hands and arms; have had a transient feeling of pain in the little finger and little toe of right side. Very feverish or parched in the night, and my breathing was hard and sounded as if I was drawing my breath through iron pipes. I feel that I must not take any more medicine at present. When I remember what a long time I was in getting to the end of the previous symptom, I feel that I dare not go any further.

The dose I have been taking, a No. 35 globule, is as large as ten such as is ordinarily used for the 30th or for high dilutions, so that I have taken as good as sixty high dilution globules as a dose, and lately as high as one hundred and twenty-four and sometimes oftener daily.

I was surprised at these hot flashes and burnings in my head and along my spine. And these strongly reminded me of some feeling a proving of *Gelsemium* caused, only that has sweat, whilst this has no moisture, everything being dried up. Saliva, tears, nostrils, and earwax; the great weakness and pain in body reminds me of cerebro-spinal meningitis.

My pulse rate is 68. 8.15. Temperature, 97 only.

1 p. m. What fearful aching in my body! Arctic feeling throughout my body, except my head and face, and oh! so tired. A feeling as if it were almost impossible to keep my eyes open. While out on my professional rounds, a feeling came over me as if it would be far easier to lie down in the snowy streets than to keep trying to get along. The trembling is very persistent.

9 p. m. Oh! this bad feeling in my head, the aching, aching in my bones, in every part of my body, head to feet; no part entirely free from pain, my body so cold; a feeling as if I had holes in my garments, and cold, frosty winds were blowing through and freezing my flesh; cold penis and testicles, no feeling but coldness. A slight gluey discharge; a fluent discharge from nose, with great sneezing.

January 7, 1893. Last night slept very well until 3 a. m., then was awakened by a severe pain in my head and back, and both of my lower limbs; the pain in the top of my head was very severe, and although the hot feeling along my head from front to the back, and round the back of head from ear to ear, was not so intense, it felt more like pressure from fulness, and this was also true of all the other pains. The pains in the lower limbs kept me awake; moving them about, these pains reminded me of what used to be called when a lad, "growing pains." Tongue dry and throat parched, but not sore; eyelids very heavy and glued together; sensation of coldness, kept up but was not so very severe. Heart pains were bearable. I feel it as something not to be trifled with. Not so much trembling in my hands this morning.

9 p. m. During this day, the most prominent feeling has been the intense aching in the bones of my neck. I could move my head and arms freely, but the intense aching continues; very weak and nervous with some trembling; my arms very weak from the shoulder down to the hands, and if I held anything long, my hands would pain. This afternoon the gleet discharge and discharge in penis returned, with very acute pain in left testicle and some enlargement, (an orchitis symptom). Very thirsty. Some return of the burning in my head; a slight pain in my back and lower limbs; not so much cold feeling in my body, only my feet are like ice balls.

January 8th. No medicine. The pain in my back and shoulders, was very distressing, and full, hot feeling in my head, eyelids very heavy, pains and sensation of stiffness through all my limbs. Some giddiness, very heavy sleep and heaviness of eyelids. My appetite is good, bowels regular, urine scanty. No sweats.

3 a. m. Feet very hot; heat through my body soon passing off, followed by arctic coldness but no chills, and these sensations followed alternately for some time.

2:30 p. m. Pulse rate, 72, full and round, jerky. Temperature, 97 2-5; feeling very sick, with intense pain in my back, lower lumbar region, and throbbing in my bowels; this throbbing can be felt all over my body, but this throbbing in my bowels is a new feeling; very intense pain and throbbing in the top of my head, cervical vertebra, and dorsal and lumbar muscles. No gleet discharge, but a feeling as if there were something running down; tenderness in the urethra; testicle pain has not

yet returned, but cold, arctic rays are felt in generative organs, and these cold feelings return at infrequent intervals, with flushes of heat in my face, an occasional cold crawling feeling down my right cheek from my temple. The intense pain is going down my back very slowly; so stiff, full feeling in my buttock as if I could not move, but when I do move I am surprised at the easy way I can do it; there is a sensation of giddiness and a feeling as if I was leaning over towards my right side, but it is not really so. I am very stretchy and gapy. (Reminding me of a case of hysteric clavicus). This stretching relieves the pains in the lumbar muscles and limbs, but the pains then return in the calves of the legs, first after these spells of stretching. Some pains in the fingers of right hand, first hot then cold, even when feeling comfortable in other parts of my body. Urine, specific gravity 1010; little or no change; color of a greenish yellow, sometimes muddy, very seldom thick, like milk, after standing a short time.

10 p. m. This last four hours I have had a very severe aching in my right kidney; it was very hard to bear and resist the urging to take something to relieve me. A very sharp stitch through my right nipple to the inside of my right arm. Then from my left arm into my heart, which alarmed me very much. These stitch pains are all from left to right. No change in any of the other recorded symptoms.

January 9th, 8 a. m. Pulse rate 68; is not so full or jerky, but it is some. Temperature under the tip of the tongue, 96; deeper in, 97. This morning awoke at 3 a. m. and got up to urinate, but I could not stand without I had hold of something. Oh, such a weak, giddy feeling! I never fainted but once, from loss of blood, and these sensations are similar. Plenty of strength to hold me up, but unable to balance myself, and when I put forth an effort I staggered about like a man trying to walk with paralysis or locomotor ataxy. This idea was the most prominent in my mind, but I have a patient recovering from paralysis who has to swing his body as he walks, to get his feet forward, and is very weak and shaky about his knees, and these sensations very strongly reminded me of his efforts. His weakness is in his knees, but mine was from the base of my skull—cerebrum—where the pains have been so persistent near the atlas, extending downward. When I arose, at 7 a. m., it was very hard work for me to balance myself enough to complete dressing myself, and very hard work to carry my head. If

I bent forward, then it required great effort to keep from falling on my face or backward. This lack of balancing power was accompanied by a sensation of nausea, as if I were going to vomit. I persisted in my efforts to work, in hopes of shaking off these very alarming sensations, and by effort got through my morning work. Whilst shaving, a severe jerk of my right arm caused me to gash my face; very strange, but I ought not to have tried to do this. I have now some numbness in my right hand and arm, and a good deal of trembling. Arctic feeling in my feet and in various parts of my body. This feeling of want of balancing power does not entirely leave me; a full, pressing feeling in all parts of my head. And when I walk I notice I lift my feet higher than usual, or than is necessary, and I put my heel down hard, as if I was not sure of holding on to the ground. I notice some twitching, as if my feet would spring up, making me walk as if I had the cock's gait, as it is described. The pain in my kidney is not so severe now, but I feel it bad in the night, the pain extending across my lumbar muscles; and I have a soreness in the great muscles of my thighs when sitting, and itching tenderness through the whole surface of my body.

12 noon. Have attended my patients. Felt very weak, stiff and sore; scarcely able to go up two flights of stairs. I am very giddy, but somewhat better than when I first got up. Head feels very sore and bruised. Sight not so strong. Have been very much alarmed at myself, and feel sure that if this class or series of pains reaches my heart it will finish me. Am thankful I can yet record my feelings so far, and yet I am very sure that the poison of this monster has not fully run its course in me. As the first proving, it lasted at least three weeks. I do not now believe that I had gotten to the end of the first series of symptoms before I began the second, or what I now call this third proving.

10 p. m. Feeling very weak and depressed; very much discouraged; thoroughly blue. I slept this afternoon and awoke with the first chill, and cold waves coming over me, wave after wave, from my arctic cold feet upward. Back pains me very much. Kidney pain better, but my bladder is very irritable, as to be unable to retain any urine long, and have experienced urgings to pass it, but only now small quantities, though it will aggregate about four pints; acid reaction; specific gravity 1008. My head has not been so giddy, but have felt as if it were full from cerebral upward, spreading to both ears; and hot pressure

on the top; and from over the left eyebrow inward throbbing or fluttering.

7 a. m., January 10, 1893. Thank God I begin this day with more comfort and more control of myself; my limbs are easier to manage; a little giddiness and staggering, and a stiff, bruised sensation in my back and lower limbs. My cervical vertebra is less sore and have little pain; and altogether feel very much better. My pulse rate is 80 this a. m.; full and round; no jerks perceptible. Temperature 98 under the tongue, by the root. Mercury very slow in rising; had to keep the thermometer in a long time. I have a flushed, hot feeling in my face and head; no trembling, less staggering, and can manage my limbs fairly well. I feel as I dared not trifle with myself any further, for I am very weak. A very little exertion would make me feel very ill. I am feeling like a man who had just come from under a deadly risk; am very weak and prostrated, with every nerve on the jump. Oh, so very weak! A sinking feeling. A parched thirstiness in my throat and mouth. My tongue is clean; bowels regular; a good deal of flatus, very fetid; pale yellow, greenish urine (specific gravity 1008), smelling very fetid; same smell as the flatus; more like the smell of rotting sweet fruit or vegetables.

6 p. m. Head aches all over; full feeling and pressure with giddiness; very weak, and no courage to face the storm; arctic feeling in my testicles and penis, at the end like a piece of ice; so cold to my hand; passing large quantities of water; (drank less), pale looking, specific gravity 1000. Lips dry and sticky, and nostrils dry and itching scurfs; my ears dry and scurfy; sharp stitches in my heart during this afternoon and evening; my head was very bad. It was very hard to say in which part the pains were the worst; the back of my neck, stiff and painful; and yet I could move my head any way freely, without increasing the pain, and so it has been with other parts of my body. I can read and think, when my head is feeling at its worst, and can move when compelled to; when the pain is the most severe, and the stiffness and tottering seems the most intense; irregular or uneven stopping, even the trembling can be controlled at times when my will is exerted.

January 11. Pulse rate is at my normal, 72. Temperature 96.25; deep in under the root of my tongue, it is the same. My head is feeling very bad and very giddy; staggering gait. This appears to be caused by the painful feeling at the base of the brain; very weak and disinclined to exertion; much more

sensitive to the coldness of winter; I feel very cowardly shrinking from exposure to the weather more than usual; and yet I can not let this cowardly feeling interfere with my professional duties, and I am glad of this form of diversion, and find much pleasure in their performance.

9:30 p. m. Looking back at my day, it has been one of great weakness, free from pain, more than any day since beginning this medicine. Painful twitches in my right elbow joint and pain in my right breast; stitches in my heart from left to right; coldness very great in my feet, and cold waves down my back nearly all the day. Passed large quantity of urine, which, upon standing some time, becomes very thick, of a dirty yellow color, not so bad smelling. Not so much coldness in the generative organs; no swelling in my testicles; much stiffness about my buttocks and legs, but no such feeling when in motion. Trembling in my hands very much. Cold, chilly crawling down my right cheek. A good deal of acid on my stomach, bowels moved daily; very flatulent, loud discharge; appetite good; mind clear.

Prepared a paper for publication, two hours steady writing, which the trembling in my hands did not interfere with, and is only seen in the long strokes, or when holding my book in reading. Now my head begins to trouble me in the *Heloderma horridus* places and compels me to rest.

January 12, 1893. Free this a. m. from head and lumbar pains. Cold, arctic sensations in various parts of the body. A very sharp stitch through anus, to left testicle, down the penis. Urine very muddy and stool black in color, soft, mushy, more free. To-day is the freest from pain of any day yet. Pulse rate normal.

January 13, 1893. Very tottering while I was dressing; pain in limbs, thighs, and arms. Bicep muscles very cold feeling all the time.

7:30. Temperature, 97. Pulse rate, 60. Very cold feeling. Shrinking very much from facing the cold outside wintry storms, very unusual with me, it formerly being my happiest time of the year. Tongue clean, appetite very good, bowels moved daily; a blackish-green color. Pains come on in infrequent intervals in my heart, and a pain in my right breast under the nipple, similar in character as those I feel in my left heart region. Left to right direction. Stinging pain in right elbow joint. The backache does not disturb me very much; I feel it, and the head pains are also very light. My greatest suffering is

from the cold, arctic rays in my body and the icy feeling in my extremities.

1:30 p. m. Have been my rounds but was scarcely able, very staggering, trembling, sudden noises startle me very much; very irritable, easily provoked. My patients are all doing well, no worry about them. Almost impossible to get warm. Headache and dizziness and very sleepy; cannot keep my eyes open. Must give up and have some rest. After dinner, pulse, 68. Temperature, 98 3-5. The first sense of warmth to-day; hot soup, and my food was hot. Oh, this throbbing pain in my head! will it ever let up? My hands tremble very much, and jerking in and down my left limb. I am tired of it. I wish I could stop it, and yet I do not wish to lose the record or end, for which I am trying to bear this. Coldness is very persistent all the day, with only a short warm spell from hot food. Chill and sneezing which relieved my head for a short time. Retired at 9:30 very ill with a return of all the previously recorded symptoms.

January 14, 1893. Could not get out of bed at my usual time; very severe pain in head and back of neck, going down my back and right leg; twitches, with cold, stinging, ice-needle pricks. My right hand is feeling as if it were frozen. Pulse rate 64; full, round, but appears to have a pendulum motion or twitch. Temperature 96 3-5. Mind clear, but very weak in my body, and I can not get warm over a hot register or with hot fluids. This constant arctic cold is very hard to bear and makes me this morning feel as if I had a cake of ice on my back. My hands are blue with cold and my feet feel like lumps of ice. Headache and giddiness; could not keep from trembling while some patients were in my consulting room, and had a good deal of difficulty in steadying and controlling my voice; when excited could not get hold of the right words I wanted and dropped some when speaking, from a want of flexibility or a catch in my tongue. Pains in various parts of my body; the same locations and character. Quite a rush of business to-day and very ill-fitted to attend to it. My hands and feet blue and aching with cold, even while I was sitting over a hot register that scorched my boot leather, yet no feeling of warmth in hands or feet. A good deal of throbbing and aching in the upper part of my kidneys, the right one the sorest. Sharp pains in my bowels, near the cæcum; some trembling (when asleep it awoke me) in my right arm and left leg, with a sharp pain near the ankle joint.

January 15th. Feeling good this a. m. Pulse, 72. Tem-

perature, 98. A good day. Some pain in generative organs. Urine muddy. Stitches in heart, left to right, and in right lung to right arm. Heart beats felt all over my body. My body throbs and can feel and hear it, as if it was some laboring engine. The arctic feelings are there, but not so very hard to bear. As compared to other days have felt good.

January 16th. Very weak and staggering. Throbbing through my head and body. Very acid stomach. Stitches in heart and through the left lung, and bones of the left and right little fingers, and middle third of each thigh. My pulse is now 60, full but oscillating or pendulous. Temperature, under the tongue, 97 2-5. A very good day. Comfortable. All the above described feelings but all very light.

January 17th. Feeling about in my usual good condition; only a very little trembling; on speaking some words in a hurry, a slight stammering.

January 18th. Giddy head, pain in the neck and across the kidneys, and down the outside of left thigh. Coldness at times, and have not courage enough to face the wintery storm; I chill through so soon. Pain in my heart a good deal. This 8 a. m. my pulse is the best I have felt for a month, 76, full and regular, no oscillating. Temperature, 98. Bowels regular. Urine clear and normal color. Specific gravity, 10.05. Very fair day. Pain in neck and slight giddiness is all that I have experienced since rising this morning. An emergency call for a miscarriage put me into such a trembling fit that it was some time before I could so master it as to enable me to do my duty, and left me in such a weak state that it was difficult to hold still enough to prepare the needed medicine for the patient.

January 19, 1893. Awoke in the night with very severe gastric burning. Acute gastritis; passed large quantities of urine three times in the night.

7 a. m. Pulse 64. Temperature 96 4-5. Some coldness in my intestines, but no pains. Mind clear.

January 20th. Awoke this morning in a shivering fit. Trembling, giddiness and headache, but not very severe. Cold arctic feeling. Pulse 68. Temperature 97 1-5. My feet, 8 a. m., cold. Severe pain in left testicle, extending through to the back to anus. Bleed very much from old piles. An aching at end of penis, and no sexual desire. A feeling as if the testicles were swollen, and painful, as in orchitis; this is only a transient pain, and comes and goes at infrequent periods, or remittent in their

character. I notice my urine is taking on the greenish-yellow again, and my right arm is chilly from the arctic rays. My feet are cold, and the coldness creeps up higher in my legs. A great deal of arctic feeling in and around my heart. My breath is cold. Headache, but mind clear. Cold chills run over me in various parts of my body. My hands tremble very much at times, so that I can not write. Pain in testicles and coldness, as if they were frozen. Pass a large quantity of urine.

4 p. m. Burning in my face, while other parts are arctic cold in spots. Pulse rate 70. I thought, perhaps, I was going to have some fever. Temperature 98 2-5. This is two and a half hours after lunch. Urine, specific gravity, 1010; clear, but greenish-yellow. Headache and neck pain; chilly and trembling more to-day than for the last few days. A good deal of pricking pain in my heart, with coldness and stinging in my right lung. No cough; dryness of my throat, with tickling in my fauces; tongue clean; bowels regular, soft, but requiring force to expel, and followed by some bleeding. Coldness of generative organs. Some very severe itching of the skin all over my body, like insects were crawling over me. So realistic was the feeling that I have stripped to hunt for the bugger, but have found nothing, not even the bitten place.

January 21. 8 a. m. Did not get up before, owing to the pressure in my skull, as if it was too full; dropsy or some swelling of my brain; giddiness, and a numbness down my left leg, and a jerking upward in both of them. Some trembling and coldness around my heart, and in my lungs and down my arms. My feet were very hot in the night until 5 a. m., when they became cold, numb and jerky, upwards. My pulse rate is very slow this morning, only 56 beats. Temperature is slowly forced up to 98. I have a sensation as if my left cheek were swollen, but it is not so. Trembling very much in my hands.

2:30 p. m. Have not been warm yet to-day; very intense arctic sensation in my body and heart and lungs. Slight cough. Numbness in my right arm. Much trembling, and a sensation of inward trembling in all parts of my body. Generative organs frozen cold, and this coldness extends up my back. My feet so cold that I have burned my boots, and yet cannot get them warm. Coldness extends up to my knees. Stiffness and pain in left thigh. Cold arctic band round my head, with fullness in skull. Pulse 60. Temperature 97 4-5. Good appetite. Mentally clear, although very weak; very tired and discouraged

that these feelings last so long. They seem to be all beginning over again; worse now than they were a week ago. I feel more like giving up and going to bed sick, but I cannot afford to do so, so I brace up and resist this temptation to try and find an antidote for these recurring series of feelings.

9 p. m. Coldness still the most prominent and persisting feeling. Throbbing all over. Coldness round my heart, and a numbness through my limbs, and giddiness. Pain in left scapula and right testicle, shooting or bearing up my right groin; feet and legs cold to knees. My pulse beats 64. A feeling of heat in my face. Flatulence. Urine muddy. A perfectly stiff, numb feeling in my left arm, so that I had to twist it about a long time before I could use it. A paralytic feeling. I have a feeling of fullness in my chest, so that it requires an effort to breathe or inflate my lungs; they seem stiff and hard to inflate.

January 22, 1893. Do not feel so well this morning, an oppressed feeling on the top of my head. More to the right temporal bone. Broken sleep; dreamed I was attending cases of malignant diphtheria and, strange to say, these cases in my dreams have been subjects of my dreams at three separate times during these provings. *Pyrogenium* 6th was my remedy on which I relied to the exclusion of all others, and cured my cases; so my dream was. My mind seemed very much strained between that or *Tarantula*, but succeeded in a week in curing them. Every day's care noted in my dream. And what a dream! Awoke and sleep to dream it all over again; was not worried much about it, only it seemed hard that Brooklyn physicians will still come into my district and never say one word about the one who is trying by pioneer work to establish confidence in Homœopathy. This was a worry to me in my dreams. So far as I know we have not a case in our town. Very weak and very oppressed for breath; the least exertion takes it away, and have hard work to get my lungs into play again. I have some cold feeling round my heart and in my right lung; a slight hacking cough and great pain in the bones of my left leg. Coldness in my extremities very severe, and at the back of my neck. My pulse rate, 60, this a. m., full and round, but some of the beats seem as if they were too modest to come up to my fingers as strong as the others do. Temperature continues below normal, 97 4-5. My mind continues clear and appetite good, bowels regular, but very dark, soft, and difficult to expel; piles are swollen, itch and bleed. Urine clear, yellow,

greenish color again. Specific gravity, 1005. Acid reaction; a good deal of acid burning in my stomach. Gastritis sensations. Flatulent rumblings. No medicine now for many days, and yet I suffer.

9 p. m. Giving up the day. I am very weak, and, oh! so tired, and need rest and warmth. My heart has pained me greatly to-day, and coldness prevails throughout my body. Pulse 68. Temperature 97 3-5. Dryness in nostrils and ears; hard wax. Coldness in generative organs; pain in arms and back of head; not so much trembling. Breathing is easier; can expand my lungs with less difficulty.

January 23. Slept well until 5 a. m.; then awoke with pains in head and burning in my feet, with some trembling and stiff feeling in my lungs and heart, as if they were tied or unable to move. As I lay awake I could hear my heart pounding away, but, oh! so slow. Felt very weak and wanted to stay in bed, but after some hard thinking I got up.

7 a. m. Very weak; staggered about while dressing. Pains in the base of the brain. Pulse 64 and irregular in its beats, some of them failing altogether to declare themselves only by their absence to respond. Temperature, after being held under my tongue ten minutes, 97 2-5. Very cold in my back and over my shoulders; hands and feet are blue with cold. Itching all over my body, and as if I was bitten with fleas or bugs were crawling over me. Skin of my hands very rough and cracks are in them. My ears has a feeling as if wax were running out of them. Dry, itching scurfs in my postrils; the left one worst.

9 p. m. A comfortable day. Not much of my old feeling, and more cheerful.

January 24th. Slept soundly until 3 a. m. Pain in distended bladder awoke me. Pain under pubes and along penis. Passed a large quantity of water; the flow very slow, as if the passage were constricted by the hard spasm and pain. Feet burning and head hot and full, as if there were not room enough in the cranium. Had to cool my feet, by putting them out of bed, before I could go to sleep again.

6:30 a. m. Great deal of stretching, as if I had clavicus spasms. Lumbar muscles are very stiff and sore and aching, and my neck at the base of the brain slightly so; otherwise I feel comparatively comfortable. Pulse beats 60 at 8:30; full, round, with some irregularity. Temperature 97 4-5, which is an improvement. No dreams. What a blessing to feel free from such constant internal coldness! Very little to note to-day.

9 p. m. Only just enough to remind me of my old troubles. After getting into bed a very severe trembling came on in my right kidney.

January 25, 1893. Hurried this a. m., so could not take an account of pulse or temperature, but remember that when dressing felt very heavy feeling; hard to move and very lightheaded; not really dizzy; had bad dreams about dead people and graveyards; pained at so many as thirty bodies being put into one grave. Pulse rate 68; very full, and I can feel the beating of my heart in all parts of my body; heart bounds as if it had not sufficient room in my chest, and shakes my body or vibrates all over. Hot face; flushed. Temperature 98 2-5. Trembling in my hands. Hot, full feeling in my head; feet burn as if they were recovering from being frozen; this burning in my feet would not let me sleep. Had a good deal of pain in my bowels; acute pain, like pin pricks, in my artenoid muscle; difficult to swallow; the old headache and neckache; can write better to-day; not so much trembling, and have more control of myself.

January 26. Very weak; stiffness in hips and loin; giddiness if I move quickly; sleep well; no dreams. Pulse 60, very irregular; temperature 96 4-5; cold feet and hands, and pain and stiffness in back of neck; aching extending inward to brain; pain over left temple, shooting inward, very sharp; eyelids glued, passed more water of a pale straw color; no green hue, my hands do not tremble so much, I can write better and longer, without the strain to keep them steady.

1 a. m. Feel very ill; head heavy and painful, from back of neck forward, and very weak; want to go to bed, but dare not, must not give up; want to write, but cannot. Pulse rate, 64. Very oppressed feeling with coldness at my heart. Difficult to breath, as if it were too hard to do so. Temperature 98 1 5. Severe coldness across scapulæ, hands trembling very much, so that it is very hard to control them to write my notes.

10 p. m. It has required a mighty effort to keep up this day. My pulse 56, slow and irregular; temperature 98. Headache, yet mind clear; backache. Weakness in all my body; my limbs so weak in walking that it was difficult to keep going, and felt as if I could lay down or drop down anywhere. What heart failure symptoms are I do not know, but fear I came very near it and yet I have resisted this feeling, and kept awake and about. Have felt very ill all the day, and am so now on retiring, 11 p. m.

January 27. 8 a. m. Very low, oppressed feeling; head bad; sneezing. Bone pains as if I had an influenza coming on, but have none. Feet very hot in the night; had to put them from under the bedclothes in order to sleep. Very heavy this a. m. Temperature 98. Body pains and weakness all the day; was compelled to lie down and sleep. Head full. Throat sore, phlegmy. Bowels loose, urine high colored, clear, no smell. Pulse at 10 p. m., 60, irregular. Temperature 98 1-5. No chilly feeling; but hot thermal heat rays pass through my whole system. Not able to confine my mind to any object; restless fidgetiness.

January 28, 1893. Very violent headache over right temporal bone, almost as if I had a tumor forming and pressing within the skull, affecting the whole right side of head, and producing numbness down the left side of my body. Very chilly, and watery eyes. Temperature at 3 p. m., 97 2-5. Sore throat, and hot feeling in head and throughout my body. The sore feeling extends over the temporal bone and right side of my head, and down my right cheek, and affects my teeth, or the place where I used to have them; but it seemed as if the teeth in my palate were all sore and inflamed, gums swollen, and as if the molars were elongated and pressed out of my gums, for they gave great pain when chewing my food.

January 29. 9 a. m. Just after breakfast, pulse 68, temperature 99; slept very heavy, but dreamed of treating many cases of black diphtheria. Awoke, slept, dreamed the same dream again, and again the same dream, three separate times. How very singular! During these proving, I have done this three separate times. Three dreams in one night—the same dream, the same disease, the same families in my dream. This singularity caused me to lay awake wondering what this can mean. I have not any patients suffering from this disease, and I do not know of any in the town, and nothing that I know of to bring this disease to my mind. Awoke feeling very stiff and sore.

February 7, 1893. Was called to see a case of diphtheria, black, like what I saw in these dreams, but she died, having been doctored by an old-school man in New York city for rheumatism. Since then I have had no cases in this town that lingered until I gave the medicine of my dream (but which I saw contained a clear picture of these cases). Came far down the dorsal muscles and vertebræ, extending upward. A sensation as if insects were crawling over my skin. Fleabites here and

there. (Watched one such spot, where it felt as if a bug was biting, with a magnifying glass, and it appeared to be caused by an effort of one of the pores of my skin to suck in a tiny piece of dust or wool. This has led me to ask: Are a part of the pores of our body absorbents as well as exhalers or excretory ducts? It may be worth more study.)

11 p. m. This day it has been very hard to keep up and doing. Pulse 60. Cold, arctic feeling in my limbs, lungs and heart. A short, hacking cough which hurts my left scapula, and I have a stiff, lame feeling down my left arm; very tired and giddy.

January 30th. Head pains again, the same old character. Sensation of swelling in my face and pain in nerves of teeth molars. Hot feeling. Pulse, 68. Temperature, 99. Very weak, but my mind clear. Much trembling and the oppression round my heart and chest producing a suffocating feeling that makes me afraid, and I must now seek some means to arrest this difficulty and give me some relief. I know it looks cowardly to give up, but my family compels me to do something to enable me to keep about. I cannot do any more; this heart oppression makes me think of heart failure. Pulse 56, and temperature 96. Very weak. I hope it will wear away and this trembling improve. They have been caused by this drug, one of the most powerful. I gave up and went to bed very ill. I had to keep it from my family, but I was afraid my heart would stop beating and had a very restless night. I took acetic acid, as vinegar I had in some pickles I thought changed or relieved the first class or effort of provings and caused me to stop and begin again. I think it did help me. Next day very prostrated but did not take any note of my pulse or temperature, because I had begun to try to find an antidote, and this vinegar and lemon juice has relieved many of them. I fear sometimes that the trembling in my hands may never fully leave me now.

February 12, 1893. Copying my notes has brought so vividly to my memory that I can almost feel the old arctic rays through my body, and the giddiness and staggering gait of the *Heloderma hor.* days. I hope that you may have many others more courageous than I have been, whose provings will compare or improve upon this poor effort of mine.

Clinical.

The case of paralysis that I spoke of, whose staggering gait was called to my mind by my feelings, is now taking *Heloderma*

hor. c. c., twice daily, for the last two weeks, and is steadily improving. This case has been under treatment for thirteen years, the last year under my care. He certainly is better.

H. S., a young man, suffering from chorea (St. Vitus dance), who has suffered with blue cold hands since I cured him of paralysis, following malignant diphtheria. He has been taking *Heloderma hor. c. c.*, nightly for two weeks, and says he is better, never better in his life.

Mr. G. S., æt. 53. Paralysis agitans; left side. Cold hands and feet; clammy, cold sweat. Has been taking *Heloderma hor. c. c.*, four times daily for a week, and is now able to be up and about. The trembling is not all gone, but so much better, and only now comes when overexcited or very tired. Is now improving finely. Taking it once daily.

I can not say more at present.

ROBERT BOOCOCK, M. D.

Flatbush, L. I., N. Y.

PROVINGS OF LAPPA OFFICINALS.

By Samuel A. Jones, M. D.

[Fourth Paper.]

Proving of Lappa Officinals by G. A. Taber, M. D.

1881. Oct. 9th. Took 4 drops of tincture at 2 p. m. Oct. 10th. Took 4 drops at 9 a. m. and at 4 p. m. At 7 p. m., urging to stool with a hurried evacuation, which was normal with the exception of the last part, which contained some bright red blood.

Oct. 11th, 4 a. m. Urging to stool obliging me to get out of bed; stool normal and preceded by a little flatus; the desire for stool continued for some time after the passage. At 9 a. m. took 5 drops of tincture.

Oct. 12th, 10 a. m. Took 5 drops of tincture. Oct. 13th, between 3 and 4 a. m., a movement of the bowels preceded by urging; stool normal; the desire for stool continued for some time after the passage.

Second Trial.

1881. Dec. 11th. Took 15 drops of tincture at 1 p. m., and 15 more at 4 p. m. Dec. 17th. Aching pains in the bowels about 6 p. m., lasting but a few minutes, but followed by nausea which continued until 9 or 10 in the evening. Dec. 18th. Took 20 drops of tincture at 2 p. m. Dec. 19th. Sharp aching

pains in the middle toe of the left foot at intervals all the afternoon. They come on suddenly and leave as suddenly, remaining but a few seconds at a time. A lameness and soreness of middle third of right tibia, anteriorly, when walking or flexing the foot, in the forenoon.

Dec. 20th, 3 p. m. Took 20 drops of tincture. Dec. 21st. Right upper eyelid slightly swollen and red in the morning. At 8 a. m. took 20 drops of tincture.

Dec. 22d. Swelling and redness of right upper eyelid worse this morning. A little yellow mucus in the internal canthus.

Dec. 23d. Sharp pain in the popliteal space of right leg; it lasted but a second or two. At 10 p. m. took 25 drops of tincture. A sore pain in the abdomen felt a little while at a time in the evening.

Dec. 25th. A fine shooting pain in ring-finger, left hand, going up the arm and into the pectoral muscles of the same side. Sharp pain at root of ring-finger nail of left hand. Aching in right elbow joint in the afternoon. Aching in all the joints of right hand. This day took 25 drops of tincture at 9,30 a. m., and at 10 p. m.

Dec. 26th. Aching in the joints of the thumb, right hand; the pain comes suddenly and leaves suddenly, lasting but a few minutes. At 9 p. m. Took 25 drops of tincture.

1883. Jan. 2d. Sharp aching pain in middle toe of left foot coming on when riding in the evening. A throbbing ache in the knuckles of the left hand in the evening when riding in the cold.

For two or three weeks after discontinuing the medicine the sharp aching pain in the middle toe of the left foot would frequently make its appearance; since which time I have not experienced it and I never had it before taking the drug.

Third Trial.

1883. June 21st. At 11,30 a. m. took 25 drops of tincture, and at 10,30 10 drops. 22d. Took 25 drops at 9 a. m. 24th. Took 25 drops at 9 p. m. 25th. At 12,30 a. m., took 25 drops. 3,25 p. m. While writing a burning and aching pain appeared in the right instep for a few moments, leaving a sensation of heat about the whole foot, right. 5,50 p. m. Aching on the inside of right wrist for a few seconds. 10,50 p. m. Took 25 drops.

26th. Took 40 drops at 10,30 p. m. 27th. Felt all day a constant sense of languor. At 9,15 p. m., took 40 drops. 28th. At

8,30 a. m., took 50 drops. In the afternoon sharp pain in ring-finger of left hand shooting up inside of the arm into the pectoral muscles of same side. At 9.30 p. m., took 50 drops.

29th. At 9 a. m., took 25 drops, and the same quantity at 9 p. m. 30th. Took one fluid drachm at 10 a. m., and the same quantity at 9,15 p. m.

July 1st. I began using a tincture that Dr. Jones made from the seed, and at 10,30 a. m., took half a fluid drachm. July 2d. The latter part of last night my sleep was very restless. Soreness of right side of abdomen on pressure in the morning. At 3 p. m., sharp aching pain in second joint of middle finger, right hand. At 4 p. m., sharp pressing pain at root of ring-finger nail, right hand. At 9,30 p. m., took 5 drops.

July 4th. Took 10 drops at 9 p. m. 5th. Took 15 drops at 7 a. m. 7th. Took 20 drops at 9 a. m. July 8th. In the afternoon sharp pains in the finger joints of both hands. In the evening a lameness felt in the right side of the sacrum on walking. Aching in upper part of right hip in the evening.

July 9th. In the evening while walking an aching pain in the right wrist joint, and a few minutes after lameness of the left heel passing off in 10 or 15 minutes, while the aching in the wrist continued until half an hour, when it passed to the front of the elbow joint, where, it remained 15 or 20 minutes. It seemed an effort while walking to put the feet forward through a weakness of the muscles of the anterior upper third of the thigh. At 8,30 p. m., aching pain of the first knuckle-joint of left hand. For a week past I have noticed that my memory would fail me in regard to recent events. At 8,45 aching pain in left wrist joint. 9 p. m. Took half a fluid drachm. 9,15 severe aching pain in the left wrist for a few minutes after retiring.

July 10th. At 11 a. m., took half a fluid drachm. 4,45 p. m. Severe aching pain in left forearm. 8,30. Severe aching pain of second joint of left thumb. At root of the tongue, on the left side, a raw, sore feeling in the forenoon and evening. At 9,30 took half a fluid drachm.

July 11th. Raw and sore feeling on left side of throat all day with the sensation as of a splinter at the root of the tongue when moving it. The whole forenoon a sharp cutting pain in the upper part of the anterior wall of left chest, worse when holding a weight on left arm, also when lying on the left side. A momentary sharp pain in the posterior part of the left hip while riding at noon. At 9,30 p. m., aching pain in the right wrist joint.

July 12th. Soreness as if it were "cankered" under the left side of the tongue all day. A sensation of heat in the left knee joint with sharp aching pains in all the joints of the right forefinger while riding at 7 p. m. This continued ten or fifteen minutes, and was followed by a like period of rest; whereupon sharp aching pains began to alternate in all the finger joints of both hands, lasting some five or ten minutes. At 8,30 while walking very sharp pain in the first joint of left little finger coming on four or five times at intervals of a few seconds. It finally ended in a continued aching pain which lasted two or three minutes, with heat in the joint.

July 13th. Aching in all the joints of the right forefinger while riding at noon; passed off in ten or fifteen minutes, leaving a slight sensation of heat. 8,30. p. m. Sharp pain at root of left little finger-nail for a few minutes; a little later, at intervals, aching of the first knuckle joint of left hand. 9,15. Took one fluid drachm.

July 14th. At 11,45 a. m., 1 and 6 p. m., took one fluid drachm. 6,30. Aching in the right mastoid process, worse on stooping. At 9,15 took one fluid drachm.

July 15th, 11,30 a. m. Took one fluid drachm. The whole day long a feeling of vague mental and bodily restlessness, and after sitting long in one position a feeling of soreness when first attempting to move. While eating my evening meal had a sensation in my stomach as if the food would not digest, and far into the restless night was conscious of a gastric irritation.

July 16th, 6,30 a. m. Diarrhœic stool immediately on getting out of bed; three movements within a few minutes of each other while dressing; stools yellow liquid, painless, with slight disposition to strain after stool. Slight soreness or lameness through the bowels all day. Frequent yellow liquid stools in the forenoon, with nausea. Complete loss of appetite. In the afternoon sour vomiting of food that had been eaten the night before. Weak and trembling after a short walk.

July 17th. Felt very weak and tired all day. For the past two weeks I have noticed a total suspension, or extinction, of sexual desire.

July 18th. Feel weak and tremble on slight exertion. Once in each ankle joint a momentary sharp pain.

July 27th, At 4 p. m. Suddenly a soreness with swelling appeared in the second joint of the right forefinger, which lasted three or four hours.

August 6th. I have observed no symptoms since July 27th, and am feeling well. Since the attack of cholera morbus of July 16th I have noticed almost a complete absence of the rheumatic symptoms previously so frequently observed.

[This prover subsequently wrote: "During and after my attack [of diarrhœa] there was almost a complete cessation of the rheumatic symptoms previously observed. The drug seemed to suddenly shift its forces from the extremities in a grand charge upon the bowels."

On Oct. 28th he reported: "Of late I have had successively three boils, and I am wondering if Lappa can extend its influence to so long a period."]

THE ESSENTIALS FOR PRESCRIBING HOMŒOPATHICALLY:

Or, the Clue to a "Condensed" *Materia Medica*.

[Continued from page 112, March, 1893.]

It has been derisively said that the much vaunted "like" of the Homœopath is an elastic bag into which you can cram any- and everything. It is the use of the repertory in prescribing that is jeered, while it is only the mis-use of it that deserves the jeer.

If a child's dissected map were made with one or more of its component pieces exactly duplicated, it could be so put together—there being no piece left out—that it would look as if it had been correctly done; but on reading the whole map it would be found that some pieces, although they were fitted-in exactly, were in the wrong places and that, therefore, the combination did not represent a true map.

In other words, the repertory must not be used mechanically, or, what is the same in effect, too literally. There must be scope for a discerning interpretation, and every interpretation must be made "With Brains, Sir."

There are certain conditions of the the nervous system wherein the loss of sleep is exceedingly devastating. In some instances the effects resemble those following a debauch, and in them *Nux vom.* is exquisitely remedial; in others the havoc is even greater

and *Cocculus* is curative. For this modality the literalist would look for a rubric phrased, "Aggravation from loss of sleep." That is not to be found in the Therapeutic Pocket-Book, but Hempel's edition of Boenninghausen gives, "Aggravation from waking in the night"—which is decidedly far-fetched—while Allen more happily puts its, "Aggravation from being awake at night." In either edition it is evident that a little interpretation must be done—the differing phraseologies must be reduced to a common denominator.

Take another instance. Hempel gives, p. 336, "Aggravation in vaulted places (churches, cellars)." Allen, p. 305, rather unhappily renders it, "Aggravation. Vaults (cellars, etc.). It were more explicitly expressed as, "Aggravation in vaulted places (churches, crypts, cellars)." That is the modality literally; while, *intrinsically* it means, aggravation in, or from cold, damp places: those ætiological qualities being features of many European houses of worship, of crypts, and of too many cellars. The lady of high degree is ailing from being on her knees at mass in a grand mediæval cathedral, and the beggar that limps at her door is ailing from sleeping in a slimy cellar; the external conditions are as wide apart as their respective fortunes, but the *determining* condition is the same for both. The democracy of flesh and blood is such that *Natrum sulph.* will do as much for the beggar as for the crowned queen.

To return to the metaphor of the dissected map, the *meaning* of the piece, even more than its appropriate shape, must determine when it is in its right place. As a knowledge of the geography of a country is to the knowledge of a correct map of it, so is a knowledge of disease to a knowledge of its essential symptoms; and this latter knowledge is, by the Homœopathic physician, acquired far more from Therapeutics than from the mere clinical study of disease. Understand me: I say a knowledge of its *essential symptoms*. I do not mean the contributions from the clinic, or the curiosities from the dead house, or even the features that are essential for a "diagnosis." All these are but the fringe of the science of medicine, and what the suffering fellow-man wants is the warp and woof of the *art*. This is the knowledge that enabled Boenninghausen to cure a *tabes dorsalis* with *Alumina*, and Dunham an epilepsy with *Silica*. This is the knowledge that has preserved homœopathic therapeutics from becoming "the withered branch" and seeking for the "healing of the nations" in the chemical bedevilments that are obtained

from coal tar. Wondrous indeed are the sequences of old school "Science:" Antifebrine appears on the apothecaries' shelves and thereafter "Heart failure" is epidemic. I believe that sundry "progressive" homœopaths observed this sequence in their practice; that they discerned the relationship of cause and effect does not appear, if we may judge from the advertisements which it "pays" to publish in homœopathic journals.

It is contended that the proper use of a good repertory will quickest teach the student to discover the essential symptoms of a remedy, and it is farther contended that the proper knowledge of the remedy will quickest teach the student to distinguish the essential symptoms of diseased conditions.

Let us take the case published in our first paper for a demonstration. In beginning our search for the remedy we will assume that each symptom of the case has an equal value, and if the postulates that we have just expressed are tenable we shall find that Boenninghausen's Therapeutic Pocket Book will so differentiate values that the essential will be found in the highest rank.

Inasmuch as we start with the assumption that each symptom is of equal value, it follows that we are obliged to include all of them in our repertorial search for the remedy. This will add to our labor by giving us a larger list than would be needful if we were able to discriminate values; but we are supposed to be beginners with the repertory.

In the appended list I shall give, first, the very phraseology in which the symptoms are stated, and, secondly, follow that, when necessary, with the equivalent phraseology of the text in the repertory, and the page.

1. Florid complexion. *Face red*, p. 51. [A red face, without chronic disease, means a full habit, plenty of blood; so we include]

2. Full habit, p. 160.

3. Fits of passion when in pain. *Excitement*, p. 18. Hempel and Okie use the word Irritability instead of Excitement. [Must we include this? asks some hard-shelled "pathologist." Why not? Does the plaintive weeping of *Pulsatilla*, and the concentrated "cussedness" of *Chamomilla*, depend upon the same internal conditions? We think not, and we therefore include]

4. *Sensitiveness to pain*, p. 178. [If now we read between the lines a little we shall see that the change from a cheerful mood to a passionate requires us to include]

5. *Alternating moods*, p. 17.
6. Crampy pain. *Cramp-like pain in muscles*, p. 189.
7. Jerking pain. *Jerking pain, internally*, p. 166.
8. Tearing pain, p. 188.
9. Stitches proceeding from the inner part. *Sticking outward*, p. 185. [Beside the direction from within outward, we have]
10. *Sticking, extending downward*, p. 183.
11. Digging pain. *Burrowing, rooting sensation*, p. 155.
12. Pain as if beaten all over. *Bruised pain, externally*, p. 145.
13. Pain shifting from right calf to left arm. *Pain jumping from place to place*, p. 170. [Reading between the lines, again, we include]
14. *Left upper and right lower*, p. 179.
15. Pain extending down calf to heel. *Tearing sensation downward*, p. 187.
16. Thigh, posteriorly, p. 136.
17. Calf, p. 137.
18. Arm. *Upper arm*, p. 131.
19. Pain aggravated towards evening, p. 270.
20. Pain aggravated when quiet. *During rest*, p. 296.
21. Pain aggravated when sitting, p. 299.
22. Pain aggravated when standing, p. 301.
23. Pain aggravated when sitting or standing after movement. *After motion*, p. 292.
24. Pain aggravated when walking in the open air, p. 307.
25. Pain ameliorated by motion, p. 317.
26. Pain ameliorated by walking, p. 321.
27. Pain ameliorated by rubbing, p. 318.
28. Pain ameliorated after rising from a seat, p. 318.
29. Greasy taste. *Fatty taste*, p. 70.
30. Nausea in the throat, p. 74.
31. Pressing pain, p. 172.
32. Pit of stomach. *Epigastrium*, p. 79.
33. Lower part of chest, p. 125.
34. Pain as if something were being pressed through these parts. *Pressing from within outwards*, p. 174.
35. Flushes of heat, p. 258.
36. Flushes of heat with thirst, p. 259.
37. Sleeplessness before midnight. *Falling asleep late*, p. 210.

“*That’s an awful amount of trouble!*” It is, indeed; but only

for the beginner. The road grows shorter and smoother as one advances in the knowledge of the art.

[Will some of our publishers take large sheets of Bristol board and print thereon in huge letters and with their blackest ink

“IN AN ART PRESERVATIVE OF LIFE, NEGLIGENCE IN LEARNING IS A CRIME.”

A copy should be given to every graduate to frame and hang under his diploma.]

Having “taken the case,” we will now employ one of Dr. Yingling’s Checking lists to use with the repertory. The labor of using this valuable aid may be much abbreviated if the student can discern which symptoms of the case *must be* covered by the remedy. In tabulating the case it was assumed that each separate symptom was of equal value; but to go any farther on that basis would be to make the search for the remedy a much more complicated task than it need be. We will, then, mark on the checking list only the following remedies—which I will call *selects*, and for which I will subsequently give the reason.

Here is the result, giving the list of remedies and the number of the symptoms of the case found in each.

Alum.	Ambr.	Bar. c.	Carb. v.	Caust.	Cham.
26	26	26	31	33	26
Chin.	Ign.	Phos.	Phos. ac.	Puls.	Valer.
32	28	31	33	35	37.

Valerian bears the palm for the *numerical* totality, and it is also the remedy that speedily cured the case. But if the repertory is used only in this manner it is indeed an uncertain guide, and it will often lead—and *leave*—one in the mire.

* It was said on a previous page that *the proper use of a good repertory will quickest teach the student to discover the essentials of a remedy, and that the proper knowledge of the remedy will quickest teach him to distinguish the ESSENTIAL SYMPTOMS of diseased conditions.*

The subjoined table will help to make this plain, as well as demonstrate not only the proper way to use the repertory, but the most fruitful manner in which to STUDY THE HOMŒOPATHIC MATERIA MEDICA.

In this table are given the numerical list of the symptoms, and the *relative value* of each symptom in the remedy containing it.

	Alum.	Ambr.	Bar. c.	Carb. v.	Caust.	Cham.	Chin.	Ign.	Phos.	Phos. ac.	Puls.	Valer.
1. Face red	4	4	3	4	3	1	1	2	2	3	2	2
2. Full habit	3	4	2	3	3	4	2	4	1	2	2	3
3. Excitement	4	3	3	4	1	4	3	2	4	4	3	3
4. Sensitiveness to pain	4	2	4			1	2	3	1	3	3	3
5. Alternating moods	1		2		4			1	3		2	3
6. Cramp-like pains in muscles					3	2			4	4	3	3
7. Jerking pain, internally		4		4	3	4	1	1		3	1	2
8. Tearing pain	2	2	3	2	2	1	3	3	3	3	1	2
9. Sticking outward	2			3	4	4	1		4	3	4	1
10. Sticking extending downward					1	2					4	2
11. Burrowing, rooting sensation	4	4	3	4	2	4	3	3	2	3	3	3
12. Bruised pain, externally	2	4	3	2	4	1	2	2	2	2	2	2
13. Pain jumping from place to place							4	4			1	4
14. Left upper, right lower	2		3			4	3			3	2	4
15. Tearing sensation, downward	3		2	2	4		2	4	4	3	2	4
16. Thigh, posteriorly	3	4	3	3	2		4	3	2	2	4	4
17. Calf	1	2	4	3	3	2	2	2	4	4	1	1
18. Upper arm	4	4	4	3	4		3	2	4	4	3	2
19. Pain aggravated toward evening	4	1	4	3	1	2	4	2	1	2	1	1
20. Pain aggravated during rest	3	3	4	4	4	3	4	4	3	2	1	1
21. Pain aggravated when sitting	3	2	2	4	3	4	3	4	4	2	1	1
22. Pain aggravated when standing	3	4	4	4	3	4	4	3	4	2	2	1
23. Pain aggravated after motion				2	3				3		1	1
24. Pain aggravated when walking in the open air	4	4	4	2	3	3	3	4	2	4	2	3
25. Pain ameliorated by motion		2		4	3		4				1	2
26. Pain ameliorated by walking	2	2	4	4	4	3	4	4	3	4	1	1
27. Pain ameliorated by rubbing	2	4			4	3		2	1	3		3
28. Pain ameliorated after rising from a seat	3	2	2	4	3	4	3	3	4	2	1	2
29. Fatty taste	2	4		4	1	3			3	4	1	1
30. Nausea in throat							3				1	2
31. Pressing pain	4	4	4	2	1	3	3	3	2	2	1	4
32. Epigastrium		3	3		2	1	1	1	2	2	4	1
33. Lower part of chest	4	4		2	2	4	1		3	1	3	2
34. Pressing from within outward	4		4	4	4		4	2	2	3	1	1
35. Flushes of heat	4	2	4	2	4	4	3	3	1	4	2	2
36. Flushes of heat with thirst		4	4	4	2	3	4	4	4	4	2	3
37. Falling asleep late	3	4	3	1	3	4	2	2	1	3	1	2

Be it remembered that Boenninghausen's various types indicate the intensity of, or the degree of stress to be laid upon, the remedies included in his various rubrics. As he has not participated in making the "provings" of remedies, where did he learn thus to discriminate values? That was the knowledge I so coveted in Dunham, and vainly sought in the *Materia Medica*. Will the younger physicians—for whom solely this paper is written—turn to the schema of *Valerian*, as it is given in *Stapf's Additions*, and see if they can tell from its text why Boenninghausen puts *Pain in the lower part of the chest, pressing outwards*. VALER. He did not learn that in the *Mat. Med.*, but from the clinic, of which the very case we are using is an illustration.

The prominence of a given symptom in a case cured by the remedy gives that remedy its prominence in the appropriate rubric in Boenninghausen's THERAPEUTIC POCKET-BOOK: of which fact all cavilers will do well to make a note. Now in this special case we have PULS. 16 times, and VALER. only 10; we have PULS. and VALER. each 12 times; PULS. 4 times, and VALER. 10; PULS. 3 times and VALER. 5. Evidently, it is not the *degree of stress* that is decisive. In the two higher grades it is PULS. 28 against VALER. 22, and yet the latter is the remedy for the case.

What we have called the "degree of stress" will indicate the *characteristics* of a remedy; but it must be well understood that the characteristics of a remedy are not *therefore* the characteristics of a "case." It follows, then, that we must know *where* to lay on the stress. A symptom ranking 1 in the Mat. Med. may be offset by one ranking 4 in the Mat. Med., but 1 *in the case*. This is shown by Symptom 13, *Pain jumping from place to place*. PULS. 1, VALER. 4. This is an instance of the *adjusting* of values, and it plays an all-important part in the exercise of the therapeutic art.

This change of a fourth value to a first is determined by the *relationship of values*, and this is learned from the case itself, and by distinguishing its essential elements. In the present instance symptoms 6 and 27 are essentials both pathologically and pathogenetically, for if they were not among the symptoms of *Valerian* we could not distinguish, in this case, that drug from *Pulsatilla*; and if they were not included in "taking the case" we were equally at a loss. Therefore, symptoms 6 and 27, though only of the third rank in the pathogenesis of *Valerian*, are exalted to the first rank in differentiating *Pulsatilla* and *Valerian*. In this case this particular differentiation is *decisive*.

Of these two decisive symptoms, number 6 is found in *China*, and of a higher grade; and, farther, the tearing pain is more pronounced in *China* than in *Valerian*, but the other *decisive* symptom, number 27, is *not* in *China*. This shows the value of the essential, rather than the numerical "totality." But *China* lacks also symptoms 10, 23 and 29, and is therefore readily ruled out.

We have mentioned Dunham's paring away of the fat, and it is likely that in his Note-book he would have taken into consideration only symptoms 6, 10, 13, 17, 18, 23, 25, 27, 29, 33 and 34. We had to make 37 references to Boenninghausen's Therapeutic Pocket-Book; he would do it with eleven. *Facile princeps!*

And, my youngest reader, if you will work as earnestly that facility can be yours.

A reason was promised to explain our use of what we called *selects*. The said use is to allowably shorten the labor of finding the remedy, and the *selects* are gotten thus:

SENSATIONS.

Tearing pain. S. 8.

Bruised pain, externally. S. 11.

LOCALITY.

Calf. S. 17. Upper arm. S. 18.

CONDITIONS.

Symptoms 19-22, 24, 26 and 28.

CONCOMITANTS.

Symptoms 31, 35 and 37.

It will be observed that, with the single exception of Symptom 18, the symptoms noted are found in each of the "selects." We have, then, reduced our search to twelve remedies, and we have seen that if a Dunham included S. 17, he was obliged to use as many. Then, this method of *selects* has reduced our labor to the *minimum* as far as concerns the number of the remedies to be searched.

How shall we find out the necessary number of *rubrics* to search? The *direction* of the pain is certainly a feature in regard to which the patient would not be likely to be mistaken. Then S. 10 virtually reduces our search to only five remedies. Pain jumping about from places so remote and disconnected as the right calf and left arm would lead one to include S. 13 and 14. We are now limited to four remedies. Of these four, how many have the prominent aggravation after motion? Only two. [S. 23.] Our choice is reduced to *Pulsatilla* and *Valerian*. In regard to *such a polycrest* as *Pulsatilla* he were a poor student of Mat. Med. who did not know that it lacks cramp-like pains and the amelioration from rubbing. [Symptoms 6 and 27.] That leaves *Valerian* the remedy. We have used seventeen out of thirty-seven rubrics.

So much for the essentials in prescribing homœopathically. Now we turn to seek the clue to a "condensed" *Materia Medica*. It can be reached only through the clinic.

[As this paper is already long enough—perhaps too long for some readers—the "Clue" will be the subject of another article.]

S. A. JONES.

Addendum.

[A copy of the statement of this case as given on pp. 116-17 of the current volume was forwarded to Prof. T. F. Allen, through Messrs. Boericke & Tafel, and speedily they received the following:

"SIXTY-THIRD STREET, AVENUE A,
NEW YORK, February 27, 1893.

DR. T. F. ALLEN, 10 E. 36th St.

Dear Doctor: The class to-day, at my suggestion, worked out the enclosed case during the 'cut' of Dr. Tuttle.

We found the vote to stand:

Puls. 49.

Sulph. 45.

Valer. 41.

After reading these drugs up in the *Materia Medica*, we came to the conclusion that *Valer.* was the proper drug in spite of the fact that it had the fewest 'votes.'

Thanking you for the 'case,' I am,

Sincerely,

[Signed.]

E. H. COPELAND."

This result I am ready to accept as an application of the Therapeutic Pocket-Book made *bona fide*, but the subjoined communication has made me doubt if it will be accepted unquestioningly by all.

"NEW HAVEN, CONN., March 20, 1893.

TO THE EDITOR OF THE RECORDER.

I was very much interested in reading Dr. Jones' article in the last RECORDER, on the use of Boenninghausen's Therapeutic Pocket-Book. But when I came to the end of the article in question I wondered why Dr. Jones, in giving a case to be completed next month by the remedy suited for it, did not present some case which is not known to readers of Homœopathic literature. Dr. Jones says, p. 116 of March RECORDER: 'To illustrate the value of Boenninghausen's etc., I will give a cured case for which the proper remedy cannot be found without its aid.' Sure enough, Dr. Jones, and that very case is used as an illustration of how the 'Pocket-Book' is to be used, in the *Preface* to the revision of Boenninghausen, p. x. [Hahnemann Pub. House, 1891.] Now, Dr. Jones, is that the only case cured by means of the 'Pocket-Book' that it should serve as a stalking horse for the Class of the Homœopathic College of New York? Now I should better have liked some case from Dr. Jones' own practice, which would have to be worked out by the 'Pocket-Book,' without any 'key' to be found in the preface of that same Pocket-Book. Or is the Doctor making 'game' of us ignoramuses, when he says we cannot find the remedy for the case in question without the use of Boenninghausen's Pocket-Book?

[Signed.]

E. C. M. HALL."

I took that case because Boenninghausen says it was cured by *Valerian*, and I took his word because Dunham had told me, in

reply to a direct inquiry, that Boenninghausen was not only the soul of truthfulness, but was also well read in the *pathology* of that day. I made this inquiry when talking with Dr. Dunham about the case of *tabes dorsalis* cured by B. with *Alumina*. I had asked, point blank: Is Boenninghausen truthful? and on getting Dunham's reply, I had bluntly demanded: Is he competent to diagnose Loco-motor Ataxy? I had been told that Boenninghausen was only a *dilettante* who dabbled in Medicine, but Dr. Dunham buried that calumny so deep that I much doubt if the dear old devil himself can "lift" it.

I took that case rather than one of my own in order to be above the suspicion of manufacturing a "case" to suit my occasion—a trick, by the way, that is almost the sole capital of certain of our "authors."

That case is not "used [by Boenninghausen] as an illustration of how the Pocket-Book is to be used," but *to enforce the need for using it.*

I sent the case to the N. Y. Hom. College in all sincerity of purpose and because *I did not, and do not, know of any other medical college wherein the use of Boenninghausen's Therapeutic Pocket-Book is taught.* I did not send the case to serve as a "stalking horse," nor do I believe that Dr. Hall would have used that term had he read Dr. Copeland's reply before making his inquiry. If, after having read it, Dr. Hall still has suspicions of dishonorable conduct on the part of the Class—and this is implied by the hint of a stalking horse—I refer him to the internal evidence of Dr. C.'s report: that will satisfy any competent judge of such questions.

I was not making "game" of "us" ignoramuses—I claim a full share in that pronoun—for the shadows deepening around me tell me that I must fill the few years that are left me with other work than that.

If I am wrong in declaring that, for the case, the "proper remedy cannot be found by the *young physician* without the aid" of Boenninghausen's Pocket-Book, it is simply because in a moment of thoughtlessness I judged them by my own incapacity. Let me alter my faulty expression and distinctly avow that *I could not.* I am learning in the twilight what a favorite poet, whom I read in my hot youth, meant when he wrote:

"Knowledge comes, but wisdom lingers, and he bears a laden breast,
Full of sad experience, moving toward the stillness of his rest."

S. A. J.]

"SPONGERS ALL."

My Dear Friend: Since I wrote you, telling of the closing of the Homœopathic college, and the destruction of the library, and the general downfall of Homœopathy, it has transpired that I was too hasty. Homœopathy is *not* dead. Our good genius Justice, has come to our aid; we have opened our college, our students have gladly returned from the hospitals of the lymph Squirters; our patients are returning to us glad to be delivered from the bizarre horrors of "regular and scientific methods."

Rejoice with me, my friend; there is yet a future for the slandered little pill. A most singular fancy seems at present to have taken possession of the massive minds of the members of the Hippocratic oligarchy. One of this select body has said it in his *Medical News* that we of the "Sectarian School" of Homœopathy, according to this fancy, have never made a discovery, nary a bacillus, not one single method of medical treatment; we "take the results of the work of other men and use them selfishly, with hatred and abuse of our benefactors. Spongers all!"

Is it not a queer notion that? Did you fully realize before that the members of the so called regular school of medicine were your "benefactors?" It comes to me quite *suddint* like. I never had a *drempt* it! The oddist part of the thing is that the gentleman is evidently righteously honest in his assertion. Amid his multifarious occupations and researches into the arcana of Nature he must surely have omitted the study of medical history. Is his assertion correct? Are we, members of the school of Homœopathy, really "spongers?"

Do we stand about in a state of mental expectancy waiting until we hear the inevitable cackle from the nest in the haymow of modern medical discovery? Do we as robbers then seize and carry off the valuable egg that has been so noisily laid? No, a thousand times, no; we "do not have to." For those eggs are mostly addled, the occasional chicken is usually premature. Our benefactors!! Think of the pathos (and bathos) in the expression. The Allopathic, so called regular, dominant, orthodox, strictly proper school of medicine, this school of impossible chemical mixtures; this school of ten thousand ridiculous prescriptions—the limits of which exist but in those of the imagination of the prescriber; this school without certainty or law in its wonderful posology; the members of such a polyglot body the benefactors of the followers of Hahnemann! The idea is

very much wilder than any that Hahnemann advanced. I am sure you will with me cry—O, please, kind sirs, what ever have we done that we should thus be benefacted?

How odd that we who do prescribe by a law as precise as any in mathematics should be denominated the quacks, while our benefactors, who are as erratic in the motive and method of their prescriptions as the late Mr. Bela's comet should consider themselves scientists!!

But I am told, (the whisper comes indirectly from lips of egotistic wiseness,) that the benefactors are about to bitterly punish our "hatred and abuse" of them. It soon will be set down in the great and dreaded books of the law, that who so of the sect of the followers of Hahnemann is found using any medicine save those that can be distinctly traced to his own pharmacopœia is to be severely punished. In fact it is to be made a criminal offense for a Homœopath to use Allopathic medicines. Odd idea, is it not?

But—who will decide the question as to what medicines and medical methods are really the property of the Allopaths, our aggrieved benefactors? Are they to claim the catnip tea, the tansy, the elecampane of our grandmothers; the *Opium*, the *Mercury*, the *Arsenic*, of our grandfathers? Are all their remedial agents copyrighted, with the record duly filed in the archives pharmaceutical of the temple of healing? And is it very certain that there is nothing there recorded that savors of the genius of Hahnemann?

Do you remember, my old chum, how many chemical discoveries Hahnemann made? It is interesting reading, and can be found in "Ameke's History of Homœopathy," pp. 1 to 40. There are given the researches in the detection of drug adulteration, the test for lead in wine, the new plan for manufacturing soda, his experiments with *Mercury*, etc. I think it can be proven that Hahnemann discovered several new and important facts. We will not speak of the Law he discovered and developed. Our benefactors only admit the truth of that in the privacy of their own councils. And have we discovered nothing? Has our school been the cause of no medical progress? We have certainly modified and curbed the mad practices of the ancient and the orthodox, the regular school, since the day when a gentleman known as General George Washington, wearied with bleeding and purging, purging and bleeding, turned his head in disgust away from his "regular" physicians and said: "Gentlemen, let me die in peace."

Is it so very certain that their title deeds to some remedies in constant use do not date back to Father Hahnemann? All the best of their medical preparations are copied from our pharmacopœia-tablet triturates, minute solutions, convenient pocket cases, smaller doses.

Their school now experiments as ours always did, on the physiological action of drugs. They are constantly announcing remedies to be *new* in certain diseases that Hahnemann recommended for the same diseases years ago. *Arsenic* in consumption, *Pulsatilla* for colds, *Aconite* for fever, *Belladonna* for congestions. No credit is given to us, however. But betimes, with most bombastic air, comes some leader of the oligarch who informs us that we are spongers, thieves and ingrates. How very odd! But let us hope, my friend. The evil day has been postponed; for that we can not be truly too grateful. We may still doctor the babies. Our medicines may occasionally reach their tiny ailments.

Is it strange that man will so readily condemn without proper trial?

Still, it may be that the Allopaths are afraid to fairly test Homœopathy. Nearly every physician of the old school who has honestly tested the Homœopathic principle has ended in becoming a practitioner of Homœopathy. Homœopathy was really introduced into the United States by members of the old school who were disgusted with its fallacies. Good bye, old chum; let us still hope. Let us still be thankful.

T. L. BRADFORD, M. D.

Philadelphia, Pa.

BOOK NOTICES.

Verdi's Special Diagnosis and Homœopathic Treatment of Disease, for Popular Use, including such Functional Disturbances as are peculiar to Girls and to Maternity. By Tullio de Suzzara-Verdi, M. D. 579 pages, 8vo. Cloth, \$3.50, net; by mail, \$3.76. Philadelphia: Boericke & Tafel, 1893.

The veteran Dr. Verdi may well be proud of this book, for it is built on lines that will make it useful and popular for generations to come. From all parts of the country comes the cry "cannot you send us a Homœopathic physician! we have more than a sufficiency of all other kinds. We want a Homœopath."

And, alas! the supply is not equal to the demand. Failing in getting the physician they desire, the people can but fall back on the next best thing, a book for domestic practice. There have been many of these written, and very good ones, too, but none on the lines of Dr. Verdi's book, though a book of its kind has often been asked for. "Cannot you give me a book by which I can tell *what ails* myself and my family?" is the request. In other words, the people wanted a book of domestic diagnosis. They have one now, an excellent one at that. Indeed, physicians themselves need not turn from this book as one that can teach them nothing; a few pages scanned will prove that it is a book they too can read with profit. Students of medicine will find it very helpful; those chapters on "Pain as an indicator of disease," "Localized pains as an indication of disease," "Indications from swellings and tumors," "Appearance of the skin as an indicator of disease," and many others will be found wonderfully clear and well written. The first 310 pages are taken up with the diagnosis and treatment of forms of disease peculiar to both sexes, but the last 269 pages are devoted to the ills of girls and women, and form a treatise on the subject that it would be hard to equal. There is one thing about this book that will strike everyone who reads even a few pages of it, and that is its peculiarly interesting *style*; it carries you along and makes study easy.

Diseases of the Nose and Throat. A Text-book for Students and Practitioners. By H. F. Ivens, M. D. 507 pages, 8vo. Cloth, \$4.00. F. A. Davis Co., Philadelphia.

Dr. Ivens dedicates his book to Charles Monroe Thomas, M. D. "The author's teacher, preceptor and friend." In the preface the author says: "It was intended, at first to treat each division exhaustively, but when the material was collected, it was seen that the book would be too unwieldy for the student and not sufficiently concise for the general practitioner." Still over five hundred pages ought to, and do, cover the ills of nose and throat very effectually. The therapeutics are quite full, and says the author, "where possible, I have tested the various symptoms recorded, and finding most of them reliable, have allowed them to stand upon their own merits." The book is divided into eleven chapters on "The Nose and its Diseases," fifteen chapters on "The Pharynx and its Diseases," and thirteen chapters on "The Larynx and its Diseases." Of that pest,

diphtheria, Dr. Ivens says, "The treatment of diphtheria is chiefly internal, based upon carefully secured indications, but this should be aided by strict dietetic and hygienic measures; and there seems little doubt that mild local treatment is sometimes of great value."

Diseases of the Skin, by Charles C. Ransom, M. D., Assistant Dermatologist, Vanderbilt Clinic, New York. Pocket size, 12mo, 192 pages, 28 illustrations. Limp cloth, \$1.00. Philadelphia: Lea Brothers & Co., 1893.

This is No. 8 of the Lea Brothers' Students' Quiz Series. Like the others, it is clear, concise and satisfactory until it strikes "What is the treatment," at which point the Homœopath should draw the veil. In the great hereafter should the veil be lifted and the effects of curing skin diseases, by means of external application, be shown there will be some terrified shades who on earth followed their names by "M. D."

Elementary Physiology for Students. By Alfred T. Schofield, M. D., M. R. C. S.; late House Physician to the London Hospital; Special Lecturer National Health Society. 385 pages. 12mo, with 227 engravings and 2 colored plates. Cloth, \$2. Philadelphia. Lea Brothers & Co.

The author has presented a compact text-book of Physiology for medical students, selecting as far as possible the definitely ascertained facts of the science, and avoiding theory, except where it is necessary to connect thereby isolated items of positive and essential knowledge. By the aid of a concise style this is accomplished in a volume of moderate size, priced so as to be within the command of all. A rational grasp of its subject is facilitated by the clearness of the style, the intelligent use of heavy type for important headings in the text, and the brief marginal notes, which epitomize the paragraphs and guide reference thereto. The work is exceptionally rich in illustrations, its 385 pages being embellished with no less than 227 beautiful engravings, and two colored plates containing 30 figures. A favorable reception for such a work seems assured.

A NEAT little pamphlet, "Hahnemannia," comes to hand from Germany, describing the celebration of the Popular Homœopathic State Society, of the Kingdom of Wurtemberg, commemorating its twenty-fifth anniversary at Stuttgart. Over five hundred delegates were present. The organ of the Society, the *Homœopathische Monatsblätter*, has 4,929 *bona fide* subscriptions. Mr. Zippritz gave 41 public lectures on Homœopathy during the year. All of which goes to show that Homœopathy will live and flourish in spite of all opposition.

Homœopathic Recorder.

PUBLISHED MONTHLY BY

BOERICKE & TAFEL,

1011 Arch Street,

Philadelphia, Pa.

SUBSCRIPTION, \$1.00 PER ANNUM.

Address communications, books for review, etc., for the Editor, to E. P. Anshutz, P. O. Box 921, Philadelphia, Pa.

THAT \$100 ATTACK ON HOMŒOPATHY.

Dr. Gould's \$100 pamphlet that is to show up the "absurdities of modern Homœopathy" has appeared at last. For some reason not stated it is not published by the Lea Brothers. The pamphlets are sold by the publishers, by the dozen only, but as Homœopaths probably will be the best customers for it, and as they will want but one copy each, Boericke & Tafel, who believe in "turning on the light," will send a copy, postpaid, to any one on receipt of fifteen cents. The pamphlet is paper bound, of octavo size, and has 32 pages. The title is "Modern Homœopathy: Its Absurdities and Inconsistencies," by William W. Browning, A. B., LL.B., M. D., of the Long Island College Hospital, Brooklyn, N. Y.

The first thing that strikes the eager searcher for truth is the verse on the title page, not altogether unhackneyed, beginning "Truth crushed to earth, will rise again," etc. What truth has been crushed to earth and is about to rise again? Is it Allopathy? Is it possible that Homœopathy during all these years, has had its heel on Allopathy? Dr. Browning does not enlighten his readers on this point; he drops into poetry on his title page, and then proceeds to business.

After reading the pamphlet, the reader, if familiar with Marryatt, will have the impression that Dr. Browning is something like the quartermaster who prided himself on his politeness, and was wont to begin his remonstrances with, "allow me sir, in the politest and most delicate manner in the world, to inform you that you are the blank, blank, blankety, blankedest son of a sea cook that ever disgraced her majesty's service." Dr. Browning opens mildly, even admitting that Homœopaths are honest, if simple-minded folks, but at the close he warms up, and on page 32, calls them "the medical highwaymen, who

with one hand grasp the throat of the profession, and with the other appropriate its possessions." Perhaps this explains the poetry on the title page; this is, however, only a hypothesis, as it is not stated that the man whose throat is grasped, is prone on his back or not, or is "crushed to earth."

Early in his paper, Dr. Browning begins to defend his school. He says they are not Allopaths; that there is no such thing as an Allopath; that they are, instead, "regular physicians," or he seems to prefer, "rational physicians." No one would object to these terms applied to that school, if they were scientifically accurate, but not being so they must, in the interest of truth, be rejected. That Allopaths are not "regular" is easily proved. We have a little book before us, an "up to date book," in which each well-known hospital and physician quoted has a different prescription for the same ailment. This is not "regular;" in fact, it seems irregular, as though they had no scientific guidance in practice. To be rational, in a broad sense, is to be reasonable; to do that only which will bear the test of sound judgment. But is it rational for each practitioner or hospital, to give a different combination of drugs for the same disease? If one prescription is sound, is *rational*, then it must follow that all the others are irrational and irregular. In this respect Homœopathy is at least consistent, and consequently, "regular."

We have not sufficient space to discuss all of Dr. Browning's arguments, or, to be accurate, assertions, so can only pick here and there. He says: "The bitter enmity of Homœopaths, as well as the separate existence of their system, depends upon the fact that they have been unable to impress upon the profession that Hahnemann discovered a single valuable truth." And further on; "More fortunate still for suffering humanity is the fact, that, in the presence of alarming cases, the modern Homœopathist abandons his theory of similars, and falls back upon the scientific discoveries of *rational* medicine." The fact that the Homœopaths have been unable to impress on "the profession that Hahnemann discovered a single medical truth" is an unscientific argument against them, for "the profession," in the sense of our pamphleteer, always has been noted for stoning discoverers of *real truth*, though, strange to say, quite ready in the past and present to take up a passing fad. So far from that refusal being an argument against Homœopathy it is, by analogy, an argument in its favor. As for the assertion that Homœopaths abandon their "theory" in the presence of grave diseases, we

think that if Dr. Browning had known a little more of history he would not have made that assertion. In 1854 the cholera was raging in London. After the epidemic had abated the Royal College of Physicians appointed a commission to inquire into the treatments employed in meeting the plague. When the results had been tabulated they showed that under Homœopathic treatment the death rate had been 16.4 per hundred, while under Allopathic (or *regular*, or *rational*, as you please) treatment the death rate was 59.2 per hundred. "How is this?" asked Dr. Paris of Dr. MacLoughlan. "I am not a Homœopath," replied that doctor, "but I report the facts as they are." The report was submitted to Parliament, but by joint resolution of the Medical Council the reference to the Homœopathic practice was suppressed. The fact of this leaked out, and Parliament summoned Dr. Paris and asked him why this part of the report had been suppressed. "Because Homœopathy is quackery," he replied. So, Dr. Browning, you see, that no matter what great truth a Homœopath may proclaim, your school will say it is "quackery," and refuse to retract, even in the face of death rates, such as are quoted above. That, you may reply—if you prefer another reply, the columns of the *RECORDER* are open to you—was before the dawn of scientific medicine. That is true, even if it does not excuse the action of the Royal College, an action difficult to characterize. But the scientific medicine, which you say the Homœopaths ruthlessly filch from your school, had a trial at Hamburg, not half a year ago, and the results were about the same as they were in London in 1854—a death rate of nearly, or quite 59 per cent. to the hundred. Really, Dr. Browning, these facts, brought to light entirely by the men of your own school, and by the British Parliament, are quite sufficient to answer your whole pamphlet, for they knock the pins from under it. And what is the use of taking it down brick by brick when the whole edifice can be tumbled to the ground in one crash? And, doctor, is it not self-contradictory for you to say, that in the presence of dangerous diseases the Homœopaths run to your school for a means of treatment—and what more dangerous than cholera?—while the gentleman who paid you \$100 for your pamphlet asserts, in the journal of which he is editor, that it is an "insult" to common sense to say that cholera can be cured by Homœopathic or "any means?" Would it not have been more in accord with honesty, and true medical science and progress, if Dr. Paris, instead of suppressing the facts he had learned of

the results of Homœopathic treatment, had appointed a commission to carefully study them? Would not that course have been more truly scientific than to cry "quackery?" If what you designate "quackery" can save four times as many lives in a disease, like cholera, than can be saved by your rational or regular treatment, is not "quackery" better than your treatment? Does not the test go to show that what you call "quackery" is really medical science of the highest order, while your science is—pardon the logical conclusion—what you accuse Homœopathy of being? You say, on page 22, of Homœopathic treatment: "As a system of therapeutics it is positively inert. It is simply *no* treatment." While we deny this, nevertheless suppose it is admitted, where does it land you? In London, under what you italicise as "simply *no* treatment," sixteen in a hundred died of cholera, while under your system of therapeutics fifty-nine in a hundred died. Granting your assertion to be true, the friends and relatives of the deceased may ask: "What, then, killed our people who received *real* treatment?" *What can you answer*, granting the truth of your assertion that Homœopathy is simply *no* treatment?

You have deliberately made grave charges against thousands of reputable physicians and millions of intelligent layman, and you cannot now take refuge in "dignified silence."

A NEW WORK ON GYNÆCOLOGY.

Messrs. Boericke & Tafel will soon place in the compositor's hand the manuscript of a new work on gynæcology, by professor James C. Wood, of the University of Michigan. Dr. Wood is making this the work of his life, and when completed we shall have an ideal text-book on the subject, something heretofore wanting in Homœopathic literature. The new work will be profusely and handsomely illustrated, and in every way a credit to the profession.

HOW?

"Though practitioners of the prevailing system," writes Dr. Browning, in his "iconoclastic" pamphlet, "cannot reasonably be expected to undertake an *experimental* test of Homœopathy, they certainly should investigate its claims to scientific recognition." The manner of the investigation that is to exclude tests

is not stated. As proposed by the pamphleteer, the investigation would be similar to one investigating the capabilities of a gun without firing it. In this connection there is a test, a very easy one, that Drs. Browning and Gould should make. They both grow indignant over the manner in which Homœopathic potencies are prepared, and the idea that trituration and dilution can develop latent medicinal powers; they especially ridicule the idea that the 30th potency has any medicinal power. Well, here is a test they can easily and safely make, for pellets medicated with the 30th dilution are nothing, in their opinion, but simple sugar. Let Dr. Browning take four doses a day of half a dozen pellets each of *Arsenicum* 30 for a month, *if he can*. It will only amount to an ounce or two of plain cane sugar if he is correct in his assertion; if he is not correct, but in error, will he not, *as a scientific gentleman*, be glad to be put right? And while he is taking *Arsenicum* 30 let Dr. Gould take, say, *Helo-derma* 30 in the same manner. Surely these gentlemen cannot refuse, in the interest of truth, taking an ounce or two of plain sugar pellets four times daily in a month! Dr. Gould, however, is, in a friendly spirit, advised to read Dr. Boocock's experience, to be found in this issue of the RECORDER, before attempting the feat. It is a matter of surprise that men, in this scientific age, will continue to dispute about a matter that may be so easily determined as the potency question. Enough *Arsenicum* 30 for four doses a day for a month costs but a few cents. The test is easily and safely made.

THE MILK QUESTION.

The health authorities of Philadelphia and Pennsylvania have been torn up over the milk question lately. Dr. O. E. Shakespeare and his allies, aided by the daily press, endeavored to have a bill put through the State Legislature, bringing the whole dairy interest of the State under medical supervision. The dairymen at once arose and defeated the bill, even in spite of the ponderous protest of the press, who pointed out the fact, according to Dr. Shakespeare, that these dairymen were practically responsible for the deaths of thousands every year because of the bad milk they supplied, which bad milk could be remedied by many medical supervisors. The dairymen waxed hot at this imputation, and challenged Dr. Shakespeare to a discussion. The doctor coolly declined, intimating that he was not in the habit of dis-

cussing scientific questions with a pack of ignoramuses. But now the *Times and Register*, an eminent scientific medical journal, takes up the cudgels, and makes out that some of Dr. Shakespeare's science is of a very doubtful character (although the editor is "confident that Dr. Shakespeare has been misunderstood"). Dr. Shakespeare told the newspapermen, who are interested in scientific medicine, that skim-milk contains but one-tenth of one per cent. of nutritious material, and on that ground his bill proposed to prohibit its sale. The *Times and Register*, on the other hand, marshals figures and science to prove that in skim-milk we have a very cheap and highly nutritious article of diet, containing 10.23 per cent. of nutritious material, and that the bill advocated by Dr. Shakespeare and his friends is "full of crudities," "impracticable," would kill the dairy interest of the community, and leave those whom it aimed to protect in a worse state than before. Is it not possible that these terms, "science" and "scientific," are being most dreadfully abused?

**DR. McMICHAEL'S COMPENDIUM OF MATERIA
MEDICA, THERAPEUTICS AND REPERTORY
OF THE DIGESTIVE SYSTEM.**

The *Medical Visitor* for April contains the following review of Dr. McMichael's new book, a work that is exciting considerable attention at present:

That the mastery of the Homœopathic Materia Medica is not an easy task is known to every one who has attempted it. Even in Hahnemann's time, when it consisted of only such remedies as he himself had proved, it was none too easy, and as it has since that time immensely increased in bulk and richness by numerous accessions and additions, the novitiate student may well experience some sinking of spirits when he surveys the ten plethoric volumes, with whose contents he is to become familiar before he can be considered worthy of the title Homœopathic physician.

Many are given their degree who never bend their energies to this great task, who go through life with a superficial knowledge of a dozen or so of remedies as their stock in trade. Many more, dazzled and attracted by the apparently splendid achievements of modern science, go after strange gods, squandering their energy in alien fields, the sciences tributary to medicine, good in their proper place, but bad when made the whole end and aim of study.

And yet our Materia Medica is indispensable, and worth all the study we can give it. It can never grow obsolete; it can never be superseded by anything else. It is the solid ground of observed facts, upon which all theories of drug action must ultimately rest. Hence any scheme, system or method

that will facilitate its acquirement is always in order and always welcome, as are any means by which the selection of the remedy for a given case may be facilitated. To this end *Materia Medica* cards for students, and the numerous variously arranged repertories that have become indispensable to good prescribing were devised. One point to be borne in mind by the beginner is that at first multiplicity of detail confuses and exhausts the mind. For this reason it would be unwise to attempt to learn all the minutiae of a single remedy on the start. It is far better to learn from three to a dozen characteristic symptoms of each of a number of remedies before taking up the details of any one. The characteristics are like the big beams that make the outline of a house; they build up in the mind an organic form for each drug, which may afterward be infilled with particular details at pleasure. The main object of this is to institute comparisons, for as Dr. Carroll Dunham has somewhere said, "the essence of *Materia Medica* is comparison." Our ability to successfully apply our knowledge depends largely upon our ability to institute comparisons. Hence the ideal study of *Materia Medica* is the comparative one. In the work under review, and to the criticism of which this little flourish of a preamble tends, the comparative study of remedies is brought to a great height of perfection, by means of parallel columns. As the book lies open, the two pages before one are divided into eight vertical columns devoted to the various portions of the digestive tract, crossed by from two to seven horizontal columns devoted to the remedies.

Reading from left to right the symptoms all refer to the action of one drug on various parts; reading from above downward, they refer to the action of various drugs on a single part. In this way are brought together so as to be seen at a glance, the resemblance and the difference of various remedies, their points of contact and their divergences.

Of the various methods and schemes suggested by teachers and writers on *Materia Medica*, this strikes us as the most valuable and practical ever offered to the profession. As the title indicates, the *Materia Medica* proper is followed by a complete repertory. The work is so well done that we hope that Dr. McMichael will go right on and give us similar volumes of other parts of the human anatomy until all the rubrics are complete. To say that Boericke & Tafel are the publishers is the same thing as saying that the mechanical part of the work is nearly faultless. The external parts of the book feed the senses as well as its contents do the intellect. It is bound in a beautiful corrugated brown cloth, and neatly printed on fine, heavy paper. The inside cover and its opposing leaf are ornamented with something that might be taken for wandering stars and forked lightning, were this an astronomical work, but being strictly medical we shall have to call them wandering corpuscles and an anastomosing maze of blood vessels.

J. B. S. K.

VERDI'S SPECIAL DIAGNOSIS.

The Clinique for April, contains the following notice of Dr. Verdi's crowning work :

"Whoever is familiar with the author's style, directness and general

reputation, would expect that a Domestic Practice from his pen would be of the most satisfactory kind. This book is untechnical, and is in no sense designed to substitute the intelligent and experienced physician when his services are needed, in confirmed and chronic diseases especially. It abounds in the hints and helps that an intelligent parent can apply to ward off an acute attack, or to mitigate suffering while waiting for the doctor. It furnishes the sort of information of which all educated and sensible persons should be possessed, and would therefore constitute a valuable safeguard in any well-ordered family. The chapters on Accidents, Poisons and their Antidotes, Maternity, Nursing, the Diseases of Children and Disinfectants are especially valuable. We commend the book as one of the very best of its kind."

BOERICKE & DEWEY'S SCHÜSSLER.

The third edition of "The Twelve Tissue Remedies," received the following notice from the *Minneapolis Homœopathic Magazine*:

"A new and enlarged edition of 'The Twelve Tissue Remedies,' containing everything that Dr. Schüssler himself wrote, together with a large amount of clinical experience by the Homœopathic profession, which has hitherto been scattered throughout our journals and society transactions.

This publication is as complete as it is possible to make it at the present time, regarding everything pertaining to the biochemical treatment of disease and its relation to Homœopathy. The distinguished introducer has departed somewhat from his first conception of the true place of 'The Tissue Remedies,' preferring now to consider the biochemic method as entirely distinct from Homœopathy. We, however, have abided by Dr. Schüssler's first conception, and have furthered their development along the lines of Homœopathy. The *Materia Medica* part of the work has been brought up to date by the incorporation of the results of late provings. There has been some considerable opposition in our ranks to Schüssler's methods, on account of the practice not being purely Homœopathic; this surely would disappear if the carpers would join in proving and confirming these valuable remedies, which were first introduced to American Homœopathy by Hering, whose worst enemy would never accuse of furthering anything, either mongrel or detrimental to the best interests of our own school. The latest addition to the *Materia Medica*, and made since the publication of the second edition, is that of *Kali phos*. This remedy has been proved by the Provers, Union of Chicago, under the direction of Dr. H. C. Allen, the salient features of which are given in the present work. The book necessarily is one of compilation and arrangement. To a certain extent it contains too much original matter, published now for the first time and from the pens of some of our best men, but the great value of the work lies in the fact that all our journalistic literature has paid tribute to it, and the busy man can find what he needs between one pair of covers instead of hunting through all christendom for it."

Die Erste Schweizerische Alpenmilch—Export Gesellschaft, in other words, the people who prepare the well-known Romanshorn unsweetened and condensed and sterilized, are in high feather over their appointment to supply the military hospitals of British India with their milk. It certainly is a high compliment, but, after all, a merited one. The use of the milk is fast increasing in this country among people who regard quality rather than price.

OLD BOOKS.

Pardon the hobby again. But, really, is it not well to trace the profession you practice back to its beginnings? He who does that is often surprised. Drs. Gould and Browning, and some others, reproach Homœopathy for having in its *Materia Medica* certain remedies taken from the insect and animal worlds, suppose they had been students of old books, would they have been so ready to ridicule? Does not Sydenham, their "father," prescribe hog-lice, serpents, toads, earth-worms, salts of urine, ashes of sparrow's feathers, hog-gall, powdered vipers flesh, man's hair, dried human flesh, and several other things of a like nature? That was many years ago, certainly, but are these any "nastier" than the juice, or whatever it is, obtained from the vermin that infest the diseased lungs of consumptives? Yet this latter is right up to date—or was yesterday. Would it not be more in accord with "*rational*" medicine, to quote Dr. Browning, to inquire into the reasons and the results of these and other remedies? Koch's remedy, obtained from the "nastiest" of all sources, was worse than a failure, but a remedy, *Bacillinum*, from the same source, prepared differently, as described in Burnett's *New Cure for Consumption*, has achieved most wonderful results, and is to-day prescribed by many gentlemen of the regular profession. Yet the hint for both of these may be found in old and forgotten literature. Let your library cover yesterday and to-day also—both are needed.

SURGERY.

Right in the front ranks of works on surgery stands Helmuth's *System of Surgery*. In one respect, and that a most important one, too often, perhaps, neglected, it is far in advance of all competitors and must ever remain so; and that is in its therapeutics. In other respects, as the *Clinical Review* said: "In the freshness

of its matter, terseness of expression and clearness of expression, we can unhesitatingly affirm that it stands at the very head and front of surgical literature of the present day." It is a work of peculiar value for the physician who is not a surgeon, but who, from the nature of his practice, may be called upon to take charge of cases requiring the surgeon, or some knowledge of surgery. These especially will find it of great value.

VERY HANDY.

This little fourteen-page pamphlet [*Yingling's suggestions to patients*] is intended as a guide to patients in giving their symptoms to the physician, especially where this is done by correspondence.

It is a matter of universal observation that a patient coming from Allopathic usage has such a meager knowledge of symptoms that a long pumping process is necessary that the most ordinary symptoms may be known. In practice by mail much correspondence and time may be saved the physician by mailing "Suggestions to Patients;" and the treatment will be much more satisfactory to all parties concerned.—*Keynote of Homœopathy.*

These *Suggestions* are sold at the rate of 25 for 50 cents; by mail, 54 cents, at any Homœopathic pharmacy. They are little pamphlets of 14 pages, wire stitched, that well fit an ordinary envelope without folding. A card may be printed on title page if desired. This, of course, extra.

OPHTHALMIC DISEASES AND THERAPEUTICS.

Dr. Norton's book has easily taken its place as *the* text-book on ophthalmic diseases and therapeutics in Homœopathy. The *North American Journal of Homœopathy* reviews it as follows:

To the Homœopathic physician this work will prove of great value. It is a well considered, well written and well arranged volume, and will win its way by its merit. The book is partly due to the joint labor of the author and of his brother, the late Dr. George S. Norton. It had long been the desire of Dr. George S. Norton to present to the profession a text-book on ophthalmology. He found, however, that the work was too much for his strength in addition to his other duties, and he arranged with his brother to bring out the work together. The preface states that the plan and scope of the work was then thoroughly considered and mapped out. The work was commenced and some of it completed when Dr. Norton's illness and death put a stop to further progress. After some months of careful consideration and grave doubts as to the ability of the writer to complete the task creditably, it was finally decided to finish the undertaking. Part First treats of "Ophthalmic Diseases," and gives the pathology, symptoms, course, causes, diagnosis, prognosis, and treatment of each separate disease. The book is not theoretical but practical. It does not mention all the misty speculations indulged in by would-be specialists, nor does it burden its pages by obsolete or uncertain methods of treatment. It devotes special attention, as it ought, to the Homœopathic treatment of diseases, and here it draws upon a wealth of material that renders its suggestions particularly valuable. Part Second, "Ophthalmic Therapeutics," has been revised, and is not less serviceable than in former editions. The indications for some drugs are certainly doubtful; but that is the fault of an imperfect *Materia Medica*. The book has its faults, is not perfect, but it is the best work that has ever been offered to the Homœopathic profession on its special subject

PERSONAL AND IMPERSONAL.

Send all Changes of Address, etc., to RECORDER, for free insertion.

Dr. John Aulde suggests "treating disease by administering to the patient an extract or tincture of a healthy animal corresponding to the organ afflicted." Bring on your smoked glasses to protect the eyes from the "blinding light."

Dr. Wells LeFevre, of Hot Springs, Ark., has purchased the interest of his former partner in the firm of LeFevre & Hallman, and will retain his office over the Arkansas National Bank.

John H. Osborne, V. S., has removed from South Boston to Littleton, Mass.

Dr. Paul Rose has located in Flint, Mich., taking the practice of the late Dr. I. N. Eldridge.

Dr. Boocock writes us that he still feels the effect of the *Heloderma*. There ought to be a great future for that remedy. The virus was obtained by Dr. Chas. Belden, of Phoenix, Arizona, in 1890.

The demand for the PHYTOLACCA BERRY TABLETS seems to be on the increase, as also favorable reports from fat people.

Dr. Browning says (\$100 pamphlet) that among the ministers "are to be found the most ardent supporters of quackery."

"*Causticum*, *Colocynthis* and *Staphisagria* are nearly related, and often one, after its effects cease will indicate the other. They may all be followed by *Sepia*, our great finishing remedy."—C. Hg.

"Have patients" is the request of an esteemed contemporary and his readers are doing their best no doubt.

Boericke & Tafel will send the completed *Cyclopædia of Drug Pathogenesis, expressage prepaid*, at the following rates: 16 parts, unbound, \$14.00. Cloth, 4 vol., \$16.50. Half morocco, 4 vol., \$20.00. The work deserves the half morocco binding.

Allen's *Handbook* is the best *Materia Medica* to have at hand. Is solid and practical.

That was a neat distinction by the *Medical Visitor* when it said "Jahr (Clinical Guide, etc.) speedily gives us the similar remedy; Bœnninghausen (*Therapeutic Pocket Book*), with more trouble, gives us the similitum."

Of the *Homœopathic Envoy* a well-known practitioner recently wrote "Sent to ten families it will turn seven to Homœopathy and make the other three do some hard thinking."

"In those cases of fever consequent on excessive bodily fatigue, I have given *Arnica*, 1st, 2d, or 3d intercurrently with other medicines, and always with advantage, in allaying the aching and weary pains."—Baynes.

If bad water is the cause of cholera or furthers it, why not get a filter, one with natural stone filter base. They are excellent at all times.

The latest little notion is a combination of night lamp, clock and medicine time indicator. At all hours of the night the hours may be seen as the clock cylinder revolves, and the hand, (only one) is stationary.

Barley Oat Food steadily wins favor among the infants.

Hamamelis Oil is an excellent preparation, worth paying attention to.

Dr. Dake's paper on Cholera has been reprinted from Arndt's *System of Medicine*. Cloth, 50 cents; by mail, 54 cents. It may come in very handy next summer.

Safety in Cholera Times, that acted as a red rag to the belligerent *Medical News* the other day, may prove a timely book in the near future. Fifty cents; by mail, 54 cents.

Subscribe to the HOMŒOPATHIC RECORDER. \$1.00 a year. Now a monthly. Back numbers sent, or you may begin at current month.

THE HOMŒOPATHIC RECORDER.

VOL. VIII. PHILADELPHIA AND LANCASTER, MAY, 1893. NO. 5.

“TRUTH CRUSHED TO EARTH.”

My Dear Classmate: I had not intended to write any more about the relentless persecution of our beloved Homœopathy, but I fain must tell you somewhat of the erudite book that has so nearly wrought our ruin. I refer to the Medical News-Gould-Browning-\$100-prize-pamphlet. It is not a massive volume, but rather borrows of our school in size, being very Homœopathic to contain so much of wisdom. An octavo pamphlet of 32 pages, and bearing on its title-leaf, “Modern Homœopathy, Its Absurdities and Inconsistencies. By William M. Browning, A. B., LL. B., M. D.; Lecturer upon and Demonstrator of Anatomy, Long Island College Hospital; Member of the Kings County Medical Society, and of the American Academy of Medicine.

“ ‘Truth crushed to earth will rise again,
The eternal years of God are hers,
While error wounded writhes in pain,
And dies amidst his worshippers.’—*Bryant*.

“Philadelphia, 1893.”

On the inside of this cover appears the following: “This essay was awarded the prize of \$100 offered by Dr. Geo. M. Gould of Philadelphia, and is designed for distribution by physicians in order to disseminate more enlightened views upon the subject of which it treats. Copies may be ordered of Dr. Geo. M. Gould, 119 South Seventeenth St., Philadelphia, at the rate of seventy-five cents a dozen.”

Lest these more enlightened views should not be disseminated fast enough among the people, Messrs. Boericke & Tafel sent for a supply of this pamphlet and now have it for sale at retail on the counter of their great Homœopathic Pharmacy at 1011 Arch St., Philadelphia. It seemed such a pity that so much unanswerable logic should be only obtainable at wholesale. It may be for sale in other places, but I have been unable to find it. I am glad that

the missionary spirit of this firm of Homœopathists and manufacturers of the medicines of Hahnemann should have recognized the beauties in this persuasive treasure of literary worth, and have placed it where it may be seen and bought by the people. I much fear that were it not thus diffused, the fact of such a pamphlet having been written for so great and noble a purpose would hardly have reached the ear of many of our citizens who are anxiously waiting to be convinced that out of the pale of *rational medicine* there can be nothing good.

Besides, when in the future the coming man surveys the ruins of a hundred extinct and exploded medical systems, among them being of course Homœopathy, and in a spirit of mild wonder asks, "What destroyed Homœopathy?" it would be a most distressing thing were this pamphlet not available. This hundred dollar prize pamphlet, before whose keen logic the system of that wild German, Hahnemann, fell, unwept, unhonored and unsung — no, this pamphlet must and shall be preserved; it must be laid up carefully in the archives of medical writings where the future man may read and treasure well its words of wisdom. It is a sacred duty we owe to the ghosts of Hippocrates, Galen, Celsus, and all the rest of the shining lights of the founders of the only true and "rational" and "regular" school of medicine. In so short a letter scant justice can be done to its contents; one can but epitomize. In so far as its abstruseness can be understood, the arguments against Homœopathy may be divided into the following heads:

1. *Hahnemann acquired neither wealth nor fame.* One point in which the Cyclopædia Britannica and Gonsalvo Smythe perhaps were silent. As a matter of history, easily proven, Hahnemann, in 1835, before his departure to Paris, divided about sixty thousand dollars among his children. During the eight years he practiced in Paris he was so successful that at his death he left 4,000,000 francs, or about 800,000 dollars.

2. *The teachings of the Organon are only false philosophy, and absurd.* No more false nor absurd than the discoveries of the rational and only regular school during the last twenty years. Every thing at first had a bacillus; lately it has been said that the bacilli question may have been a little forced. All the consumptives were to be cured by a lymph a la Koch. That fad has pretty much vanished. One might mention other queer medical notions. The very latest entirely does away with any need of a stomach. Alexis St. Martin might just as well have shot him-

self dead at once as to have lived and suffered so that physiologists might learn from observation the duration of digestion. For all these experiments are become obsolete in the light of modern scientific (?) medicine. For now, according to a celebrated neurologist and alienist, the food can be prepared in extract, like Bovinine and beef extracts, and may be injected under the skin. It then goes to the hungry part without being obliged to enter through the mouth, pass downward, and so on through the regular, back-number processes of the digestion of our grandfathers. If your brain is tired an injection of extract of ox-brains, called "cerebrine" is used, and again "Richard is himself."

If your heart is fagged, the extract of heart, called cardine, is ready, and presto! you are once more active and robust. And so on. The extract of any part of an animal body will strengthen the same part of a human body, or if any human organ be diseased an extract of the same animal organ will cure it. Shades of Darwinian monkeys, defend us! And this "Testicle extract," and "Gray matter extract," and "Thyroid gland extract," can be bought at the Pasteur Institute Building, New York city; price, \$5.00 for 40 injections! Indeed, the vagaries of a congress of lunatics would seem as the wisdom of Solon compared to the announcements of the new discoveries of "rational medicine" during the past decade.

3. *It is impossible by the minute subdivision of drugs to increase their force or inherent medicinal power.* Admitting the atomic or molecular theory of matter to be the correct one, it seems strange that all trained medical men do not see the great certainty of such divisibility in medicine. The most violent of our diseases are introduced into the system by means of germs, invisible to taste, smell or sensation. Smallpox, yellow fever, cholera, plague. The most virulent of all the poisons are those of animal decomposition, yet who ever saw a ptomaine?

Nature works in infinitesimals in many things. Water stands seemingly inert and without force, yet there is a latent force in it that develops in steam into a giant of powerfulness. It simply needs the needful change to loosen the latent force. Subdivision of an article makes it more and more diffusive. The pebble as a pebble is an inert body; divide it and subdivide it and the particles become more and more diffused and active. Trituration releases the latent force in a body, as rubbing certain bodies develops a perfume, or an electric, or other latent property.

Ask the man who has studied physics why he can weld two pieces of iron more strongly together if he point the long ends of the iron to the North and to the South, and he will tell you that every particle of iron in that bar by the friction of the blacksmith's hammer becomes a distinct magnet having a negative and positive pole and that the North pole attracts and that each tiny molecule turns toward it; so that if the length of the bar point Northward the length of each particle points in the same way and the iron is welded stronger. But point your bar to East and West and the molecules will still point to the North and South and the bar will be brittle because they lie across the length.

A magnet may be made by even breaking a piece of iron under certain conditions. It is latent force set free. Hahnemann taught to the satisfaction of many thousands of educated physicians and laymen that by the process of potentization the latent force in the mineral is set free and so becomes more powerful. And by means of the subdivision each tiny particle of matter is enabled to penetrate into the minute capillaries of the body (so tiny, that the prick of a cambric needle injures very many of them) and reach the diseased surface. And that, while the particle will have not so much effect on a healthy surface yet it will affect the surface rendered sensitive by disease.

Poisons inert in the stomach will kill if introduced into the circulation. Sir Benjamin Brodie applied a ligature to the hind leg of a rabbit and introduced the woorara poison into the leg below the ligature. The rabbit was not affected until the ligature was removed.

Is it not more reasonable to think that when that rabbit died the poison of the woorara had divided and subdivided in the blood until its minute particles, rendered more active by such subdivision, reached every part of the system by means of the capillaries, than that it acted more powerfully without such subdivision?

In one drop of water there are estimated to be many thousand living animalcula, distinct and independent one of the other, and each having a perfect organism. Tell this to the gentlemen of the Congo tribe of Africa and you would most likely be killed, just to show how foolish such an assertion and how wise the unbelief of the black man. It is not wise to condemn that which we do not understand. Shows weakness somewhere in the family tree.

4. *There can be no particles of matter in the high potencies of*

Hahnemann. I know by actual observation that the 81-thousandth potency of *Sulphur* will impress some human systems decidedly. The patient was a very delicate lady, sensitive to the least influences, one of the sort of whom Baron Reichenbach speaks in his interesting book on animal magnetism. If I placed a few pellets of the high potency of *Sulphur* in a glass half filled with water, and she took a spoonful of that preparation she would invariably tell me the name of the medicine. This was true also of several other medicines with the effects of which she was familiar. This can be proven by several witnesses to be true.

The particle by means of which we detect that sweet substance *Asafetida* is calculated to be only of the volume of the 481,000,000,000,000,000,000,000 part of an inch. There are few who would deny that there is a smell from this odoriferous compound.

• 5. *That Hahnemann was not the originator of the doctrine of the similars.* That is true. Faint inklings of such a law had visited the minds of a number of physicians before Hahnemann's time, which fact Hahnemann no doubt well knew. One has only to read his dissertation on *Hellebore* to realize that Hahnemann was the most deeply read man of his time in the writings of the earlier physicians. But, Hahnemann was without doubt the first man to apply this law to actual practice; of course the law had existed; all laws have existed from the beginning of all time. Hahnemann was the first to develop and use the law intelligently.

6. *That the term Allopathy is a misnomer, that there never has been an Allopathic system but that members of the school called Allopathic by Hahnemann are simply members of the Regular profession.*

"The employment of medicines to produce effects different from those of disease" is the dictionary definition of Allopathy. But the thing is not worth arguing. If Allopathy as applied to the members of the regular medical profession is a misnomer, why then, we will not, no never, call them Allopaths any more. Since their practice is regular we will call them "regular;" since their methods are for the most part extremely "rational," we will call them the "rationals," whose knowledge "rests on the accumulated knowledge of the centuries," and far be it from us, poor, half defunct Homœopaths to ever dare, even in whisper, to call a member of the "regular school Allopath. And yet, our author also seriously objects to the term "old school," and says: "it is intended to create the impression that the *regular profes-*

sion is dominated by antiquated ideas, and refuses to be influenced by the light of modern investigation. This charge is manifestly so false as to be clearly malicious." What shall we do? With one breath they look to accumulated centuries for knowledge; with the next they dislike to be called "old."

As, in investigation of new fads, this school certainly never has had "a livin' ekel," neither will we call it old any more. "Rational" is the mystic word. Henceforth, when, with bated breath, we wish to speak of the only true school of medicine the world ever contained we will not say Allopath, nor will we say "old school," but we will gently whisper "Rational."

7. *That the "bitter enmity of Homœopathists to the rational school depends upon the fact that they have been unable to impress on the profession that Hahnemann discovered a single valuable truth."* Dear abused, HATED "Rational" school! Sad! sad! And to think that all this time it has been the firm conviction of the Homœopathists that the hate has been on the other side. From the time when the "rational" physicians and apothecaries of Leipsic drove Hahnemann from that town to the present day, when the great body of the rationalists are attempting by legislation to restrict the rights of the Homœopathist, these so-called "regular," scientific, "rational" school physicians, heirs of the centuries, have been calling the Homœopathist quack, denouncing his system, seeking to crowd him from the army and the public institutions of the land, although his followers are as enlightened as they of the rationalist, and although his patients pay rather more than the balance of the taxes. At intervals comes some little professor with a pamphlet to utterly annihilate the whole system. *Montes parturiunt nascetur ridiculus mus.* And now the cry is that the Homœopathist "hates" the Allo—pardon! the "Rationalists." It is enough to make the Goddess of Tragedy grin. And if these people really think that Hahnemann did not discover any truths, we only pity their ignorance of medical history.

8. *Hahnemann did not support his doctrine of similia by careful experiment, but resorted to loose analogies.*

More ignorance of medical history. Hahnemann experimented most carefully and conscientiously for six years on his family and friends before he published to the world his first paper on similia.

9. *The assertion that the Homœopathist is careless in proving drugs on the healthy, and that the rationalist is the only reliable drug*

prover. We quote: "The rational physician is expected to be familiar with the effects of drugs when administered, and to apply that knowledge to the control or modification of the destructive processes which are active in the morbid condition of the system called disease." As a matter of fact, the "rational physician" knows very little about the effects of any one drug that he may use, for he continually, in his prescription, uses from five to a dozen in one mixture, called by courtesy medical, and often may be found drugs antidotal one to the other in the same compound. About the only time that the "rationalist" prescribes medicines in a *rational* manner is when he learns some fact about their uses from Brunton, Ringer or Bartholow, who in turn have *discovered* this physiological drug-action from the pages of some book written by the despised Homœopathist. One could fill pages with examples of "*rational*" borrowing of symptoms of drug effects from books of Homœopathic provings. And now the rationalist gravely tells us that he proves drugs, but in a more careful manner than does the Homœopathist. Oh, crimini! An Allopath—no, RATIONAL, following the lead of Hahnemann!

10. *Old, old arguments about Lake Superior, Wenner and Wetter and the Atlantic Ocean being required to contain the high dilutions.* Used by all the rationalist Iconoclasts from the German Simon down—Wood, Bigelow, Dixon, Blatchford, Leo-Wolf, Holmes, Hooker, Lee, Palmar, Gonzalvo C. Smythe, Wm. W. Browning. The same story copied the one from the other. It is a very pretty tale, but unfortunately it is not true, and has nothing whatever to do with the question. The Homœopathic potencies are made without disturbing the waters of the great lakes in the slightest degree. With thirty vials and thirty drachms of alcohol, the thirtieth potency can very readily be made, and if there be not something in it then is human testimony of no avail. For Dr. Rational, the testimony of a cure by the thirtieth from one of our patients is worth just as much as testimony you bring against it in a court of justice.

11. *Physicians are severely criticised for ridiculing Homœopathy.* We quote: "*But candidly now, is it just that these actors in life's tragedy should be denied the relaxation of laughing at so screeching a farce?*" "*These actors*" being the only true, scientific, regular, rational, educated physicians, the rest of us not being "in it."

Is Homœopathy a "farce?" Ask the thousands of sufferers from the effects of *Mercury*, bleeding, *Opium*, *Quinine*, purgation, and all the rest of the "rational" methods, who have been

relieved, and sometimes, when not too much diseased by the massive drug system, cured by the medicine of Hahnemann. Ask them if Homœopathy be a "farce." Ask the thousands of intelligent throughout the world if it be a farce.

Dr. Rational, the time has gone by when you can print such rot as this and expect the people to believe and laugh with you. Think as you please; we will respect your opinion. But pray also allow us as a school to think and practice as we please. Stop this talk about quackery.

Until you can show us something better than your pharmacy of impossible and eclectic materials, used without reason and entirely on the plan of the empiric, for mercy sake do not "screech" at the farce of Homœopathy!

12. *Exception is taken to the use of so many medicines and to their character.* So long as you, Dr. Rationalist, use the preserved dust or the aromatic resin, prepared, to be sure, of a human being, is it in good taste to cavil at the medicines of the Homœopathist? In Merck's Index of Fine Chemicals and Drugs for the Materia Medica and the Arts (REGULAR), Darmstadt, Germany, New York, London, 1889, on page 96, can be found "MUMMY, TRUE EGYPTIAN, per pound \$5.00." And if any wish to know all about this extract of Rameses it can be found in John Rose Cormack's Treatise on the Properties of Creasote, 1836.

13. *We do not all think alike. We use Allopathic appliances.* If some men calling themselves Homœopathists practice according to the Eclectic or so-called rational plan, does this alter the fact of the truth of the law of the similars? As well call Christianity false because some ministers commit sin.

14. *Homœopathic doctors are, as a rule, ignorant.* An error in judgment easily disproven.

15. *The Homœopathic colleges are not increasing in number and are decreasing in patronage.* Another error in judgment. There are seventeen colleges in active operation in the United States, and one more soon to be opened. Of these, four have been organized since 1890.

16. *M. Andral, after careful hospital experimentation with it could see no effects from Homœopathic medicine.* Any one who has any wish to see these entirely unique uses of Homœopathic medicines can find them recorded at length in the *Bulletin General de Therapeutique*, September, 1834, recorded by M. Maxime Vernois. They are also printed in the *British Journal of Homœopathy*, Vol. 2, p. 49. M. Andral, in the *Hopital de la Pitie*,

really did give certain Homœopathic medicines in the year 1835, but as he DID NOT give them according to the law laid down by Hahnemann, but very much in the haphazard way in which the prizes are drawn from a bag in a lottery it is little wonder that they failed in result. He had fifty-four sick people, ill with various diseases. So he put his hand into the bag and drew out a remedy and he gave that remedy to a certain number without regard to symptoms demanding such remedy. Even his chosen scribe, Maxime Vernois, says: "the professor was incapacitated in performing these Homœopathic experiments on account of his unavoidable ignorance of the action of the medicines." Then he drew out another remedy and gave that to a number more, in the same potency and without regard to age, sex, habit of life, idiosyncrasy of person, or similitude of symptoms. We quote: "Case 6th. Pulmonary symptoms; predominant symptom; great giddiness. Arnica; 6th dilution. No effect." This is the way these cases were reported and a fair sample of the method of prescribing.

17. *Homœopathy, on trial for three-quarters of a century, if true would long ago have displaced all other methods of treatment years ago.* It is two thousand years since the great truth of Christianity was given to the world. Yet the followers of the Christian religion are not in the majority. Truth does not gain immediate favor with the people of the world, nor has it ever. Every invention, discovery, new principle, has been denied, ridiculed, and denounced. Dr. Rationalist, this argument is weak.

18. *The mass of Homœopathic physicians has been recruited from uneducated laymen.* A "bead roll" of names of cultivated, educated, scholarly, high-minded men could readily be arranged, men who were not unsuccessful physicians in the regular ranks, men who simply had brains enough to investigate fairly the new principle and not denounce that which they did not understand. Men who were convinced of the truth of Hahnemann's law only after trial and who then gladly turned from the miserable olla podrida of the "regular" "rational" practice to the scientific certainty of the practice of Homœopathy.

19. *The Regular profession are the champions of health; they meet its determined, ever-vigilant enemy daily upon the arena.*

Aye, they met the cholera enemy last fall. Let us see how successfully.

Last fall a great deal was said by the Rational and scientific school about quarantine. Quite a number of unfortunate people

were subjected to certain mysterious performances in New York bay; considerable valuable luggage was destroyed, in order to keep cholera from the country. Quarantine is a wise and proper arrangement, and, when properly managed, of vast use. The wise and strictly scientific manner in which the New York quarantine is conducted by the Rational school may be understood by the following: Dr. Paul Gibier, in the *New York Therapeutic Review*, April, 1893, page 1, says he took samples of German rags from Bremen, arrived December 10, by S. S. "State of Alabama," that had passed at the port of New York, he subjected them to tests for bacilli. He found eleven species of germ. The number of living germs contained in the two grammes of the rags experimented upon was not less than 400,000,000, or 800,000,000 per drachm. What a commentary on the careful and strictly scientific methods which the author of *Modern Homœopathy* ascribes to his great and Rational school!

There are other minor points that appeal to one, but we must not lose sight of our humility. And I trust we are too courteous and respectful to the minister to mention that according to this hundred dollar marvel "the ministers are the great supporters of quackery." If the minister is so very wrong in his opinion regarding the matters of the body how, dear Dr. Rationalist, do you dare trust him with the care of the souls of yourself and of your family?

There are still some assertions that really need denial, but space forbids. For instance, it is stated that "on the shelves of the world's great libraries is not to be found a single standard volume of scientific merit upon any medical topic written by a Homœopathist."

Another error of judgment. Or it is to be feared that Dr. Rationalist is really not familiar with the shelves of the "world's great libraries" "don't cher know." We would suggest the study of the Index Catalogue. But my friend and old chum, be of good heart, there still are a few faithful ones who have not deserted the sinking ship; there are still a few who believe that it is within the limits of possibility that after all this solicitation and anxious endeavor to convince the world that Homœopathy is without life and is daily losing hold with the people, it may be that the people quite well understand that Homœopathy is right, that it is founded on a principle, that they recover from illness sooner under its care. And it may be that the people may in time awaken to the fact that did the Great School of the

Rationalists not fear Homœopathy there would be an end of so very much cackle concerning its absurdity.

The dear old poet-editor, William Cullen Bryant, who has been quoted on the title page of this pamphlet, and who was an ardent supporter and believer in this system of "quackery and ignorance" called Homœopathy, at the close of a public lecture delivered in its favor once said:

"The Homœopathic method of cure has been called by many respectable persons a humbug, and this no doubt has had the effect of leading numbers to condemn it without further inquiry. But one of the worst of all humbugs, one of the most deplorable of all delusions, is that which leads men to shut their eyes to the truth, lest they should be laughed at for acknowledging it. He who is fooled by his own fear of ridicule is both fool and coward."

T. L. BRADFORD, M. D.

Philadelphia, April, 1893.

BACILLINUM OR TUBERCULINUM.

Having become convinced by a partial proving on myself of the wonderful power of this new remedy over and upon a healthy lung tissue, I was then anxious to try if it would do all that Dr. Burnett claims for it. I had been very well satisfied with our usual Homœopathic remedies, and have contended for years that consumption could be cured, having cured my wife twenty years ago of what every one who saw her said was rapid consumption. Well, she is alive and very active yet. So having this case always with me as an inspiration, I have done good to many, and have good confidence in *Iod. ars.*, *Cal. c.*, *Cal. p.*, *Bich. c.*, *Kali bich.*, *Phos.*, *Myosotis*, and others. *Myosotis* has done much good in the last stages to give relief; yet we are all glad to find anything new that may save or prolong life.

CASE I. I had at this time coming to my dispensary Mrs. O., aged about 40, slowly recovering from confinement; has a very severe and racking cough, no appetite, copious night sweats, very acrid and copious leucorrhœa, not able to nurse her baby, no milk. She presented the picture of a woman in the last stages of consumption. A careful examination revealed a great dulness in two or three parts of the right lung, with some rales in other parts, and much pain. I was not able to make a complete examination, and the bulk of this was what she told me.

However, it was a nice case on which to try the new remedy, so I gave her one powder of *Bacillinum* 30th, 10 globules, and a bottle of *Aqua d.* and *Glycerine* as a placebo, one teaspoonful 3 or 4 times daily or when her cough troubled her; and seeing her every 3 or 4 days, so that I might watch her carefully (for we have to give something in order to win their confidence). To my joy, she at once began to improve; appetite returned, night sweats ceased, cough was relieved, and so cure was completed in less than two months. She received sixty globules of 30th.

CASE 2. A car driver's wife. Tall, thin, fair skin, high cheek bones, hectic flush, 34 years old, mother of several children; has a hard life to live—a drunken husband and insufficient food, and the care and worry of a large family. When she bared the upper part of her body she was a perfect skeleton. Every bone could be counted, and the intercostal muscles were very severely shrunk. Tubercles in all parts of lung. Cough; sputa raised in great quantities, yellow and like oysters as it floated in water, or partly so, much sinking, heavy with gray particles. She looked like a physical wreck. What could *Bacillinum* do for her? Well it was given in 30th, ten globules and placebo. In four weeks a steady gain. She then stopped coming, and after four weeks' waiting I went to find her, but could scarce believe it was she. I asked her for Mrs. B., and when she said, "Why doctor, did you not know me?" you may judge of my surprise. She was fair and good-looking, her cheeks had filled out and she was well; I could see she was. What a rapid change! Thank God! A woman saved to her family.

CASE 3. Mrs. T. A., about 37 years, was given up, or she had given up doctoring, as she believed it was no good. History: had two attacks of what her doctors had called la grippe, and had not been well since. Lost her voice; continuous severe, racking cough, which all the medicine she took did not relieve. Losing flesh constantly, night sweats, no appetite, cold feet, sweaty, clammy hands and feet, burning at times. Bluish purple face, aphonia. She had been under the care of two specialists for her throat, but they told her that her vocal cords were paralyzed, and she would never speak a loud word again. With the cough and this form of aphonia there is always a gushing from the bladder. For this I began treatment, from her husband's description. Gave *Caust.* in 3d. At the end of a week report very much better; cough, voice, and urine. So continued giving

the same medicine but in 30th dilution; still improvement. At the end of the week she was able to come and see me, and was very much encouraged. Gave *Bacillum* 30th, 10 globules and placebo powders nightly, to report in a week; very much better, said "I have been able to do my household work, which I thought I should never do again." She came weekly during July, still gaining. In August she went to the mountains; the running down had been stopped for she had lost twenty-nine pounds in three months previous to my taking her in hand. Now she said, "I believe I am gaining," which was true, and in her month in the mountains she gained two pounds weekly, and has kept up gaining in weight and strength. She is now happy, and preparing for her confinement in February next. She coughs some in the morning yet, and there is some huskiness of voice, but she eats well, sleeps well, and is able to work well, and come to see me every two weeks. To gain strength and healing and support an unborn baby must be considered a grand triumph for any remedy.

CASE 4. Mrs. M., æt. 41. Knowing that she is of a consumptive family, having attended her sister when in the last stage of consumption, while she was visiting at this lady's house, I was anxious about her, and, upon inquiry, found that she was weakly; cold legs, a feeling as if she had on wet stockings; hands and feet hot at times, with clammy sweat; some night sweat, but no cough, only when she took a cold, and then it hung on in spite of anything she took. I gave her two powders of *Bacillinum* 30th, ten days apart, but she got rid of all her bad feelings, so that both she and her husband thought there was no need of going through the three months' course I had asked for.

And now I could tell you of a good many of my dispensary patients, of what is called consumptive build. Flat-chested or narrow chests; hard to recover from colds, poorly nourished, low vitality, sweats easily and at nights, but who have no soreness in the lungs; some with sore throats, tonsilitis and hæmorrhoids; bleeding freely from the least injuries, to whom, by way of experiment, I have given *Bacillinum* 30th, in my office, and a bottle of placebo, who have been promptly cured of all their complaints with the one prescription. From these cases I learn that this remedy is many-sided and is a good thing to give where there are no symptoms strong or clear enough to be named, only a general feeling of illness.

ROBERT BOOCKOCK, M. D.

Flatbush, L. I.

WORLD'S CONGRESS OF HOMŒOPATHY.**Notes.**

Dr. A. C. Eastman, an educated Sioux, will report on American Indian medicine at the meeting of the Congress.

Dr. C. Bojanus, of Samara, Russia, whose papers for the Institute have always been of interest, has engaged rooms at the Great Northern. He will personally report to the Congress on Homœopathy in Russia.

Dr. A. Haupt writes that there will be a number of German physicians who will attend the Homœopathic Congress.

The New Art Institute, in which the meetings of the Congress are to be held, is rapidly approaching completion. It is a fine structure, costing \$1,000,000. It contains two large audience rooms, seating 3,500 each, and twenty halls holding several hundred each. President Bonney, of the World's Congress Auxiliary, has assigned one large audience room and six of the smaller halls for the exclusive use of the Congress of Homœopathic Physicians and Surgeons.

A syndicate representing 8,000 newspapers has applied for permission to report the proceedings of the Congress. Excellent arrangements are under consideration by the Associated Press. Doubtless the reports of the sessions of the Homœopathic Congress will be very widely published.

With the large number of new hotels soon to be completed, and the extensive arrangements being made by the local Committee of Arrangements there will be ample accommodations for all who wish to attend the Congress, and their friends, at reasonable rates.

The sections are being rapidly made up. Below is a partial list.

Section of Gynæcology.

O. S. Runnels, M. D., Chairman, address.

"What Homœopathy has Done for Gynæcology"—L. A. Phillips, M. D., Boston, Mass.

"On Some Important Clinical Aspects of Passive Septic Invasion"—Edward T. Blake, M. D., London, England.

"The Relation of Surgery to Gynæcology"—Charles E. Walton, M. D., Cincinnati, Ohio.

"Plastic Surgery of the Vagina"—W. E. Green, M. D., Little Rock, Arkansas.

"Cæsarian Section"—H. F. Biggar, M. D., Cleveland, Ohio.

"Fibroids"—J. W. Streeter, M. D., Chicago, Ill.

"Vaginal Hysterectomy"—J. M. Lee, M. D., Rochester, New York.

"Removal of the Entire Uterus and Appendages in Abdominal Hysterectomy"—Homer L. Ostrum, M. D., New York city.

Section of Ophthalmology and Otology.

"Reflex Neuroses from the Eye"—Dr. Jas. A. Campbell, St. Louis, Mo.

"Ophthalmic Therapeutics"—Dr. E. H. Linnoll, Norwich, Conn.

"Refractive Errors"—Dr. Thos. M. Stewart, Cincinnati, O.

"Ophthalmic Surgery"—Dr. E. G. Bissell, Rochester, N. Y.

"The Study and Correction of the Disorders of the Ocular Muscles"—Dr. Harold Wilson, Detroit, Mich.

"Recent Advancements in Otology"—Dr. Howard Bellows, Boston, Mass.

"Use of the Vibrometer in the Treatment of Deafness"—Dr. Henry F. Garey, Baltimore, Md.

"Aural Therapeutics"—Dr. Henry C. Houghton, New York, N. Y.

Section of Pædology.

Emily V. D. Pardee, South Norwalk, Conn., Chairman.

Millie J. Chapman, Pittsburg, Pa., Secretary.

"Pre-natal Medication"—Millie J. Chapman.

"Rachitis"—Robert N. Tooker.

"The Awkward Gait of Children"—Sidney F. Wilcox.

"Contagion in our Public Schools and its Prophylaxis"—Lucy C. Hill.

"Headache in Children"—Mr. Gerard Smith, M. R. C.

"Albuminuria in Children"—Henry C. Aldrich, Wm. P. Ray, Mr. Dudley Wright, L. R. C. P.

"Enteric Diseases of Children with Homœopathic Treatment"—E. Louis Orleman.

"Neuroses of the Bowels"—E. Lippincott.

Section of Clinical Medicine.

"Neurasthenia, with Therapeutic Suggestion"—Dr. Conrad Wesselhoeft, Boston, Mass.

"Empyema"—J. M. Schley, New York, N. Y.

"Moist Heat as a Therapeutic Agent"—W. A. Edmunds, St. Louis, Mo.

J. P. Sutherland, Boston.

Dr. E. H. Orme, Atlanta, Ga.

Arrangements for Visitors.

The Committee on Arrangements for the World's Congress of Homœopathic Physicians, announces that it has made arrangements with different hotels and apartment houses to accommodate at least 2500 guests. If notified in time, it can take care of fully double this number.

The chairman of the committee, Dr. A. K. Crawford, 70 State street, Chicago, wishes it distinctly understood that unless he is applied to prior to the meeting of the Congress, he will not be responsible for accommodations of intended visitors.

The prices arranged for range from \$1.00 per day and up, European plan; and \$2.50 per day and up, American plan.

The following is a partial list of the hotels, their location and rates, with which contracts have been entered into:

Great Northern, Jackson, Dearborn and Quincy streets, \$2.50 per day, European plan.

Great Western, Jackson and Franklin streets, \$1.50 per day, European plan. First-class restaurant in connection.

The Isabella, Oglesby avenue and 61st street, \$1.50 per day and up, European plan; \$15.00 to \$70.00 per week for rooms.

The Hampden, 39th street and Langley avenue, \$2.00 to \$4.50 per day, European plan. Dining room in building.

McCoy's, Clark and Jackson streets, \$1.00 to \$1.50 each; \$3.00 to \$4.50 per room.

The Lexington, Michigan boulevard and 22d street, \$5.00 per day, American plan.

The Beveridge, Calumet avenue and 26th street, \$4.50 per day, including breakfast and dinner, lunch Sundays.

The Savoy, Jefferson avenue and 55th street. Rates same as Beveridge.

The St. Catherine, Grand boulevard and 40th street. Rates same as Beveridge.

Kenyon, 3845 Vincennes avenue, \$1.00 sleeping accommodations; 50 cents meal café.

The Hanchett, 529-531 East 50th court, \$2.50 per day, American plan.

A limited number can be accommodated in private houses at \$2.00 per day for meals and lodging.

Applications must be sent in at once. Address all communications to

A. K. CRAWFORD, M. D.,
70 State street, Chicago..

The World's Congress of Homœopathic Physicians and Surgeons, at Chicago, May 29, 1893.

Arrangements for the Congress are being rapidly completed. Some of the addresses have been received. All the Chairmen of Sections are actively at work, and report marked progress. Several sections are completed and the rest will soon be in order. All the papers will be of high character. Many of the veterans in the profession will be present and deliver addresses on subjects of vital interest. In the scientific work of the Congress the younger men who have achieved distinction in our school will be represented; the sections which they conduct will be made very interesting through their work and that of their worthy associates. Women will be ably represented in all departments. There is every prospect that the Congress will assume a pronounced international character. Dr. Albert Haupt writes that a number of German physicians expect to attend. C. Bojanus, of Samara, Russia, has already engaged rooms at the Great Northern. Dr. Oscar Hansen, of Copenhagen, will either be present or send report from Denmark. Drs. P. C. Majundar and B. N. Banorjee, of Calcutta, India, are on their way to Chicago. Dr. Joseph Adams, of Toronto, Canada, will attend. F. R. Day, of Honolulu, is expected. Dr. Piaz, of Bogota, Columbia, may represent personally his country. Dr. A. C. Eastman, an educated Sioux, will speak for the North American Indian.

It is hoped that a considerable number of British physicians will be present, and that our Mexican associates will attend in force. The acceptance received at the World's Congress headquarters, of invitations to the Congress, and the applications for quarters made to the local committee, already indicate a prodigious attendance. The latter committee is bending its energies with success towards securing comfortable accommodations for all our guests at reasonable rates.

The magnificent Art Building, on the lake front, with its many large halls, seven of which have been devoted by President Bonney, of the World's Congress Auxiliary, to the exclusive use of the Congress, will afford ample facilities for all our meetings.

A committee representing the profession of Chicago, with Dr. George A. Hall as president, is erecting a fine building just within the entrance of the Exposition grounds, as a Homœopathic hospital and headquarters. It will worthily represent

Homœopathy before the world, and afford many comforts and conveniences to physicians of our school during their visit to the Exposition.

It will be to the interest of Homœopathy to have full representation at the Congress. There is not only magnetism in the large number that attend a great convention, but a deep inspiration that is long lasting and productive of beneficial results not at once recognized. It is a duty which we owe to our cause to be present in such numbers as to demonstrate instantly and beyond cavil the paramount importance of our school.

The eyes of the world will be upon Chicago during the Exposition period. The proceedings of the Congress will be universally and fully reported. Every Homœopath laboring in his national, State or local society, will find his work made easy by the results of a convention of grand proportions and sterling work.

Let every physician of our school make a sacrifice, if necessary, to be present.

J. S. MITCHELL, M. D.,

Chairman World's Congress Homo. Physicians and Surgeons.

J. P. DAKE, M. D.,

Chairman American Institute Committee on World's Congress.

HIGH POTENCIES IN TREATING DOMESTIC ANIMALS.

I have just finished a case of vertigo in a horse, the result of cerebral anæmia, which had been treated by an Allopathic veterinary for three weeks without any beneficial results. I treated the subject with *Lachesis* and *Contum* in the 30th potency. While under treatment it broke out with eczema; gave *Graphites* and *Sulphur* in the 200th potency. In five days the skin was smooth. Not much faith in the horse but high potencies cured him.

The natural tendency of M. D's., as well as veterinarians in times of anxiety is more medicine. Go higher, brothers!

J. A. WIKOFF, V. S.

Knoxville, Tenn., April 7, 1893.

HE IS STILL ON DECK.

MESSRS. BOERICKE & TAFEL: Some weeks since a consumer of my Barley-Oat Food called on a wholesale firm of Chicago for some of Zimmerman's Barley-Oat Food, and was informed that it was not made any more; that I had failed, or something of this kind. The same "likely story" is being circulated in the East by those enterprising (?) food makers, who sell one-half or three-fourths lbs. of food for about double that two lbs. of my celebrated Barley-Oat Food is retailed for in seventeen States of our Union. These public benefactors (?) used to cry out many years ago, "Good goods are put up in small packages," but since the profession and the public have found out, after twenty years of trial, that Barley-Oat Food is the very best food that can be bought at any price. Now the agents of small-package food makers say to the retail druggist, "J. B. Zimmerman has failed; you can't get his Barley-Oat Food, or No. 4 or No. 5 Food anywhere. It is a wonder he did not go under before, as no man can put up a two-lb. package of food to be retailed at fifty cents, in a good tin pail, and pay the expense and live." The following note from Dr. Wm. O. Stillman, of Albany, New York, asking me if I intend to resume making Barley-Oat Food again, and adding: "If not why not?" as "we like it here very much," will speak for itself:

MR. J. B. ZIMMERMAN.

Dear Sir: Have you given up making Barley-Oat Food? Do you intend to resume again—making it? If not, why not? We like it here very much.

Respectfully,

DR. W. A. STILLMAN.

Albany, N. Y., April 9, 1893.

And others have written me the past two years in about the same strain, and for a year I could not understand it until it has come out that some strong lying has been indulged in by the men who are hired to talk to the profession and to the dealers very learnedly on the subject of a *very little* package of health food for a baby or an adult for a *very big price*, and winding up with "I am sorry that poor Zimmerman has failed," "we know it was only a question of time," etc. If they could see the boxes of food going out every week for the past twenty years! The word "fail" is not spoken except that some fail to get food for from two to three weeks after ordering it. Perhaps it would be well enough to inform those interested that J. B. Zimmerman will continue to make health food as long as he lives, as he feels

that it is his duty; and if a man does not work at what he considers is the best for humanity, how can he expect to be happy when he arrives in the other world?

Respectfully,

J. B. ZIMMERMAN.

LAPPA OFFICINALIS IN PROLAPSUS UTERI.

I am led to send these cases to the RECORDER because of the provings of the remedy that it has lately been giving to the profession.

CASE I. Mrs. —, aet. 55, married, mother of two daughters aged 24 and 22 respectively. She was never sick in her life, but had always been a hard worker, and until fifteen years ago had never known an ache or a pain. I must add that she is an intelligent American lady, who is surrounded with all the things that promote one's comfort:

Fifteen years ago she became conscious of a "bearing down" an irritable bladder. Soon after, the cervix uteri made its appearance externally. From false delicacy she silently endured this state of things, as is the manner of many women, as every experienced physician well knows. After a few years, however, she was obliged to seek for professional help. She consulted several physicians, but only to be informed that she had neglected herself too long, and that now nothing could be done. Until March, 1892, she simply wore a bandage of her own devising.

During the greater part of 1891 she "flowed" constantly, and becoming at last thoroughly alarmed, she consulted me on the 10th of March, 1892.

An examination revealed a protruding cervix uteri with a large recto and cystocele as accompaniments. The cervix was three inches long and two and one-half in diameter [Schroeder's "Median hypertrophy of the cervix"], and it presented a bilateral laceration that extended almost to the vaginal juncture. The lips were pouting, purple, eroded, "soggy," and they bled profusely on the slightest touch. Reduction was not possible. The uterine sound, graduated to nine inches, did not reach the fundus.

On the 10th of May, and under anæsthesia, the uterus was

found to be twelve inches in its long diameter, and about two and one-half transversely throughout its entire extent.

Made trachelorrhaphy—following Emmet's idea of removing all the "soggy" hypertrophied tissue—which, in this case, left but a small margin to go upon. Before closing the cervix I curetted the uterine cavity and brought away a large quantity of granular tissue. The operation was completed by dressing the cervix with iodoform gauze. Removed the stitches in ten days and found complete union.

Nearly six weeks after this procedure I made Emmet's operation on the vaginal walls and the perinæum [Kolporraphi's anterior and posterior], first curetting the uterine cavity as before, and packing it with sterilized candle wicking. Removed the stitches on the fourteenth day, and was pleased to again find that union was complete.

Only ordinary care was taken in allowing this woman to get up, and she spent the subsequent summer in comparative idleness.

On the 10th of October, I again examined her, because, although there had not been the slightest discharge, she experienced a "weak feeling" that made her fear that the uterus would again come down. The uterus was four inches in its diameter; the cervix nearly normal in size and about two inches distant from the vulvar orifice. The vaginal walls were pale, *lax*, and presenting a general lifeless appearance that I did not at all like.

I put her upon *Lappa*, and continued it for one month, when I again examined her and to my extreme gratification found the cervix uteri almost out of reach *with the patient standing*, and also a very satisfactory condition as regards the "tone" of the hitherto relaxed tissues.

At the date of this writing this woman is perfectly well, and as lively as she ever was in her life.

In this case, I respectfully declare that the knife and the remedy were indispensable allies. "If this be treason, make the most of it."

CASE 2. Mrs. —, æt. 70 years, a short, fat, Irish woman, the mother of a large family, and the subject of complete procidentia for the last twenty years.

The entire uterus was extruded, was five inches in its length, and nearly as much in its transverse measurement. In this case the cervix was very short, and looked as if it were blended

into the body of the womb. Her greatest dread was to have it "put back," and this, because after it had passed a certain point it went in with a "jerk," which caused her great pain.

After, with difficulty, reducing the organ I applied a soft ring pessary of such a size that it remained "in" for three months, during which period I heard nothing of the case. At length, I was one day called to a dirty old house, in which I found an atmosphere that suggested a Limburger "kase" factory. I then found that the old lady had been very happy with her pessary for two months, when there appeared a vaginal discharge that made her "sore" and "smelt bad."

I at once removed the pessary—which had collapsed—and with it a supply of decidedly high-toned "cottage cheese," as it were. In a few days the old uterus was down again, and worse than ever.

I regret to acknowledge that I should have done better work for this worn out, old mother, because I had been plainly told the "better way," some two years before, by Dr. S. A. Jones. It was in a conversation together whilst we were endeavoring to find out the "bouquet" in a five-cent railroad "clear Havana." But either that awful cigar or my love for operating prevented the "good seed" from taking root until I struck this domestic cheese-factory in July. I put this old woman upon *Lappa* and kept it up for four months, doing nothing else. Since that time she has been well, and an examination, made on the subsequent 20th of April, I found the cervix out of reach *with the patient standing*.

In this case it is respectfully declared that the Lappa has undoubtedly aided nature to bring about that involution of the uterus which a psoric taint had previously arrested.

It is the silent forces of nature that "cure;" our appropriate remedy only removes the obstacle and the *vis medicatrix nature* does the rest.

I believe that Dr. Jones has revealed a valuable anti-psoric remedy in *Lappa*, and I await his promised *Study* of this remedy most eagerly.

F. W. MORLEY, M. D.

Sandusky, Ohio.

A WARNING.

Shortly after the appearance of the first edition of Boericke and Dewey's well known work on the "Twelve Tissue Remedies of Schüssler," there appeared a book entitled "The Biochemic System of Medicine," printed by the Spokane Publishing Co., of Spokane, Washington. Upon the title page of this remarkable production we find the following:

"Written, arranged, and compiled by George W. Carey, M. D., etc., J. B. Chapman, M. D., etc., and J. G. Laurence, etc."

In the introduction to this work by Dr. Carey, Dr. Chapman, and Mr. Laurence we find this remarkable statement:

"This little book is not a cunningly devised plan, the outgrowth of some scheming brain for the purpose of getting wealth, but it is the result of an experience jotted down from time to time to supply a heavy demand for just such a book."

This "little book" contains 389 pages, 261 of which are devoted to a consideration of the Tissue Remedies, and the remainder to miscellaneous extracts, congratulatory letters and extracts from daily papers.

Of the 261 pages devoted to the Tissue Remedies, TWO HUNDRED AND FORTY-THREE PAGES IS AN EXACT COPY, VERBATIM ET LITERATIM of Boericke and Dewey's first edition. So faithfully is it reproduced that even the typographical errors of this edition are carefully copied at length. Not a single word of these 243 pages but what is the exact language of Boericke and Dewey's exhaustive work, which, by the way, was *copyrighted*.

The remaining eighteen pages alluding to the Tissue Remedies were copied from a small English work on the same subject. The entire book shows the most bare-faced plagiarism that could be conceived.

The Boericke and Dewey work is now in its third edition, and its reception by the profession has been a most flattering one; and an important place has been given these remedies in our *Materia Medica*.

There is now, however, another "outgrowth of some scheming brain for the purpose of getting wealth." An obscure publisher in one of our small Western cities announces that a new work is soon to appear on the Tissue Remedies, by Professor George W. Carey, D. C. L., of Spokane, Washington.

This work, coming as it does on the heels of the third edition of Boericke and Dewey's book, is equivalent to notifying that

small part of the medical world reached by the publication in which the statement is found, that again a copy of the improved and up to date Boericke and Dewey edition is to be "*jotted down to supply a heavy demand for just such a book.*"

In this same publication appears an article on one of the Tissue Remedies, by Professor George W. Carey, D. C. L., which was not copied from Boericke and Dewey. This is evident from the fact that this article not only shows a most surprising ignorance of the commonest medical terms on the part of Professor George W. Carey, D. C. L., but it is also couched in an English grammar calculated to give eternal unrest to the bones of Lindley Murray.

The profession will not be deceived by any work coming from such a source, and we would advise Professor George W. Carey, D. C. L., and the ambitious Ananias who has long posed as an obscure, backwoods publisher of plagiarized articles and books, to thoroughly become posted on the copyright laws of the United States before foisting another such a violation of these laws on the profession, even though the scheme be "cunningly devised for the purpose of getting wealth."

W. A. DEWEY, M. D.

San Francisco, Cal.

PRACTICAL CASES.

By Theodore Bruckner, of Basel.

Translated for the HOMŒOPATHIC RECORDER.

Girl, æt. 16, for several years suffered with each new moon a restlessness during sleep. She usually sat up and spoke in her sleep, attempted to get up, when she would be awakened by an attendant, whereupon she would pass the rest of the night sleeping tolerably quiet. Of late this condition had grown much worse, despite the menses, which had set in copiously, from which circumstance her mother expected an amelioration. While the moon was filling she would cry out aloud every night, awakening everybody in the house. On receiving *Silicea* 30 a decided amelioration set in on the first night, patient did not cry out, but only sat up in bed, mumbling to herself; she soon laid down again and slept. She received, subsequently, several

doses of *Silicea* 30 and 6, and though the trouble recurred several times, the attacks were *readily controlled* by that remedy.

I myself was troubled for several years in succession from New Year to May, with a daily recurring intermittent neuralgia of the right hip-joint. The pain was a beating which seemed to threaten to burst the hip joint. Aside of that I felt quite well; and, excepting during the three or four hours of the attack, was able to attend to my practice. I took all Homœopathic remedies I could think of, and at last fifteen grains of *Quinine* per day for several successive days without much success. Cold douche or a steam bath alleviated somewhat, but only for a few moments, when the pains would immediately return. As warm weather came on the neuralgia gradually ceased.

Last year the neuralgia came on again, at first only every other day, but soon it came on again every day. I now observed a slight chill with thirst whilst it lasted, followed by transient heat in the face without thirst. This prompted me to take of *Ignatia* several drops of the mother tincture in water, a swallow every three hours. The effect was astonishing, for the pains did not return. There remained for a time a certain weakness and sensitiveness, but this soon ceased also.

After taking two or three doses of this remedy I observed the following interesting *Ignatia* symptoms on myself: Invisibility of the letters which the eyes tried to read, with greater distinctness of the letters next to them. It seemed to me as if the middle letters of a longer or short word were covered with chalk, while the beginning and end syllables of a longer word or the first and last letter of a short one gained in distinctness. This condition lasted for about an hour.—*Allg. Hom. Ztg.*, No. 25, Vol. 59.

HOMŒOPATHIC CURES.

By Dr. Hencke, of Riga.

ARANEA DIADEMA.

Translated for the HOMŒOPATHIC RECORDER.

CASE I. For several days I had been troubled by an urging pressing pain in my teeth, in the upper incisors, which lasted regularly from 9 till 1 in the forenoon, when it gradually ceased, leaving a sensitiveness and feeling of coldness on inhaling air, which persisted. My general condition was not materially inter-

ferred with. *Nux vom.* did not do a thing. On a hot July day I slowly perambulated under some trees, nursing my toothache, when a large cross-spider descended from one of the trees. I made her alight on my hand to examine her, when she bit my finger. From that moment my toothache slowly disappeared. How things will come to pass! Some ten years before I had proved *Aranea diadema* on myself for my friend *Gross* (see Vol. I. of this journal), but now, though suffering from a similar toothache, I had compared a number of remedies, but never thought of my *Aranea* proving.

Since that time I have succeeded in curing toothache a number of times whenever the air felt cold on coming in contact with the aching incisors, and besides were accompanied by a subjective symptom of a feeling of swelling in the gums or in the cheeks.

I also succeeded in curing a peculiar kind of headache, which may occur but seldom, but which cannot be dissipated by any other remedy.

CASE II. Mrs. E., of nervous constitution, menstruated regularly, mother of one child, suffered periodically from a headache, with great dulness in the head, incapacitating her to think or to occupy herself with any work; there was at the same time heat in the forehead and face, and great lassitude and exhaustion. This condition generally lasted for a day, and was preceded by a glimmering or sparkling before the eyes with vertigo, compelling her to lie down. On Oct. 8th I gave her *Aranea* 6, two doses, one to be taken at once, the other at night, in water. The attacks did not return for many years.

CASE III. Mrs. B., fifty odd years of age, of gracile build and nervous constitution, frequently suffered from pressing headache in the temples, with vertigo on rising from a recumbent position, and a harrassing sensation, as if the head and hands were swollen. *Berberis*, which seemed to be indicated, did nothing. *Lactuca vir.* and *Natrum mur.* only alleviated. On May 15th I gave her *Aranea* 6, one drop in water. Patient fell asleep after taking the medicine, and on awakening, several hours later, the headache was gone and has not returned for over a year.

KREOSOTE.

CASE I. Mrs. B., æt. 80, very emaciated, was said never to have been seriously sick before, has suffered with rheumatism at times, and of late with a persistent itching of the skin. For about a year she had been frequently troubled with copious epis-

taxis, which often persisted for days, and could not be stopped by cold compresses of vinegar to the nose or by footbaths. It had also been observed that light hurt her and wounds bleed very freely.

On July 15th I was called, as she had an attack of copious epistaxis; the blood was thin and flowed for twelve hours; applications of cold water had no effect. I had them removed; no other application had been made. There was heaviness in the forehead, with beating, also sleepiness, but she had scarcely gone to sleep when she awakened with an anxious start. This starting also occurred during sleep. Her memory had become very weak since the bleeding commenced. There was dryness of the lips, compelling her to moisten them frequently, but there was no real thirst. Appetite impaired; stool twice a day, frequently with crampy pains in the colon. Voids urine often, especially at night; urine smells at times very strong.

Gave *Kreosote* 30, four doses, to be taken mornings and evenings, in water. July 16th. Nosebleed ceased yesterday afternoon. Sleep at night was disturbed by a harrassing itching over the whole body. The beating was gone, but great weakness was complained of. No medicine to-day. July 17th. Patient has nothing to complain of; the itching no longer molests her; she slept well last night. For three years she had no more nosebleed and only once in awhile some rheumatism.

CASE II. I. K., a Jewish boy, æt. 12, gracile build, muscles weak, emaciated, looks very sick. On September 12th I found patient bleeding copiously from both nostrils. Blood was thin and bright colored; the body was covered by small petechiæ, which are very numerous and dark on the neck; eyes have dark rings, and there is a sugillation on the right conjunctiva bulbi; lips are dry and chapped; gums a bluish-red; skin of the body, and, more especially of the extremities, dry and rough; there is violent itching of the skin, compelling him to scratch; scratching is followed by burning pain. The boy complains of great weakness and of headache. Violent beating and heaviness of the forehead; has but little appetite; no thirst; soft stools and voids urine frequently.

When seven years old, he had a violent and virulent attack of itch, which it took years to get rid of, and which left the harrassing itching of the skin to which of late was added epistaxis. I gave *Kreosote* 30, four doses morning and evening. September 13th. The bleeding has stopped, but sleep is restless;

horrid dreams disturbed him. No headache to-day. September 14th. *Kreosote* continued; sleep restless, petechiæ are getting pale; sugillation in the eye swollen; appetite seems to increase. Discontinue medicine.

September 16th. Patient improves decidedly; sugillation and petechiæ almost entirely gone; sleep is tranquil, only frequently disturbed by itching of the skin.

September 18th. General condition steadily improving. A pustulous burning eruption appeared on the ears and hands. September 20th. Eruption secretes much fluid, the pustules coalesce and cover the back of the hand and the external ear; itching is provoking, and the eruption has a bad smell, but the general itching of the body seems to grow less.

September 28th. As no new eruption appears, and that existing secretes very freely, and occasions itching, burning pains, I gave *Psoricum* 400, two doses.

October 6th. The eruption is dying off; it forms crusts; the itching of the skin stopped. The boy has much improved; his mental faculties develop; he is in good spirits and very industrious at school. October 18th. The boy was dismissed cured. Up to October 20th, when I saw him last, the bleeding has not recurred; the itching of the skin has ceased entirely and he appears to be well.

JATROPHA CURCAS.

George M., æt. 15, spare habit, irritable, headstrong, lively and very assiduous, was taken sick with violent vomiting, without any ascertainable cause, on August 5th. As he felt unusually tired he laid down after dinner for a nap. After sleeping for about an hour he woke with a violent pressure on the stomach, which was immediately followed by vomiting of enormous quantities of water. He vomited thus thrice within an hour, and also had a very copious and altogether watery stool; this was followed by a syncope-like weakness.

About six o'clock I saw the patient. He was much exhausted, very low spirited, and the temperature of the body was very low; hands and feet cold; pulse hardly perceptible; tongue moist; face fallen in; nose pointed; eyes laid deep in socket, with dark rings around. Had pains in the calf of the leg and pressure in the stomach, but had not had any real convulsion. During my presence he had violent vomiting; the water poured, with force, from his mouth, after which he sank back exhausted, and then complained of burning in the throat and stomach. He frequently

demanded to drink. I gave one dose of *Jatropha* 9, in pellets, to be taken at once in water, and prescribed also the 15th potency, one drop to four teaspoonfuls of water, one teaspoonful to be given after each stool or fit of vomiting. At 9 in the evening patient had had six attacks of vomiting and a very copious passage, watery, coming forth as a torrent. He lay there exhausted, apathetic, and had several times cramps in the calves of his legs. He received another drop of *Jatropha* 15, in six teaspoonfuls of water, to be taken same as before, and to report about midnight. At one o'clock he had vomited only once, and therefore had received only one teaspoonful of medicine. But since midnight patient had been very restless, complained of heat, and had often drank small quantities of water. I gave no more medicine. August 6th, at seven in the morning; toward morning patient quieted down and slept; was sleeping when I called. Body was covered with a warm perspiration. About ten patient awoke out of a refreshing sleep; voided urine; feels very weak and morose; body was warm. Pulse is better, and patient asked for some weak tea and toast, which he seemed to relish. At eight in the evening patient seemed in better spirits, but feels very weak and exhausted; voided urine several times, and had, toward evening, a thin, fæcal and very offensive passage. August 7th. Patient had no complaint beyond great weakness, and on August 10th called himself at my office. He was cured.—*From Allg. Hom. Zeitg., No. 25, Vol. 59.*

SCHÜSSLER AND HIS THEORY.

THE TWELVE TISSUE REMEDIES OF SCHUSSLER: Comprising the Theory, Therapeutical Application, Materia Medica, and a Complete Repertory of these Remedies. Homœopathically and Biochemically Considered. By Professors Boericke & Dewey. Third edition, rewritten and enlarged. Philadelphia: Boericke & Tafel. 1893.

Our occidental professors have been exceedingly kind to their adopted child. They have clothed and fed it "regardless of expense." In their first edition the "Materia Medica of the Twelve Tissue Remedies" occupied 73 pages; in their third, this space has been expanded to 94—a gain of 21 pages. Corre-

spondingly, the "Therapeutical Application"—Part III—has been enlarged some 32 pages, and the "Repertory"—Part IV—9 pages. The child has outgrown its clothes twice, and—if the two professors continue stuffing it so faithfully—undoubtedly will do so again.

For those who are already Schüsslerized this is, beyond all doubt, THE edition; for the *uninitiated* this third edition is, beyond all question, the best clue to the art in its very latest revelations.

We say "the art," referring to the practice, which we judge by its results, and ourselves exercise to quite an extent. If we were to speak of Schüsslerism in its *theory*, it would be without contempt and with compassion. We could easily pity most profoundly Schüssler's poor "molecules" did they in very fact lose their "equilibrium" as he affirms. But, with all respect for the good doctor, we have only his word for it. Of these "disturbed molecules" he knows just as much as the rest of us—and, unhappily, no more! And yet that very "more" is the grand desideratum. Alas! it is the old experience of our race that when we leave the practice of the art to spin the cobweb of the theory we are also digging a grave for both that is very likely to be occupied.

If *Magnesia phos.* relieves a spasmodic dysmenorrhœa, is it essential to its action that one should know the *how* of it? Let us begin to recognize what we should *not* learn, and God knows we shall save lots of time!

In the matter of what we *must* learn, what do you think of this: "*Magnesia phosphorica* is an earthly constituent of muscle, nerves, bone, teeth and blood corpuscles. A disturbance of its molecular motion causes cramps, pains and paralysis."

Now, how much of a "disturbance" does it require to "cause" cramps in a bone, and pains in the blood corpuscles? Or, are these particular molecules, when in bone and blood corpuscles, as complacent as Confucius himself? do they equal Fathew Matthew in preserving their "equilibrium?"

If it is simply affirmed of *Magnesia phos.* that "it causes cramps, pains and paralysis," we can determine the truth of the assertion by experiment upon the healthy organism; if it is still farther declared, "hence it is the remedy for cramps, convulsions and other nervous phenomena," we can also put that to the test of experiment; but how can we *know* that *Magnesia phos.* is a "constituent" of the several tissues above named?

What, *then*, is our "experiment?" A chemical analysis of these tissues. Certainly. But, when these tissues are "analyzed" they are *dead*, as dead as Oliver Wendell Holmes' prophecies about Homœopathy, and how do you know that the *Magnesia phos.* found in their ashes is *not* a post-mortem combination? You do not know, nor can you know. The compound molecule of the *Magnesian phosphate* found in your test tube may, in the living tissues, have been represented by a separate atom of *Magnesium*, one separate molecule of *Phosphoric acid*, and seven of water. You ask me to believe that which is beyond the sphere of demonstration, and I respectfully decline.

Because I know that *Magnesia phos.* cures "spasms" I therefore believe that it can cause them; but, if it causes "spasms" because its molecular motion is disturbed, and if the administration of it in "spasms" restores the molecular "equilibrium," why is it stated on p. 48 of this new edition, under *Calcareo phosphorica*—"Spasms of all kinds after *Magnes. phos.* fails?" What's up with the "molecules" then? Nothing; *they* are doing their work as faithfully, as unswervingly as ever—it is only Schüssler's theory that has lost *its* equilibrium."

It is noteworthy that some of Schüssler's American followers are out-heroding Herod in their expositions, and that the American eagle screams with delight on beholding a "Bio-Chemical College" at Spokane! I read now and then some of the deliriations that issue thence, and I can but agree with the Psalmist that Man "is fearfully and wonderfully made," biochemically!

It is amusing to read Schüssler's disavowals of Homœopathy; as if he could repudiate the very heart of his bio-chemical baby. Take away his prime postulate—unquestionably "conveyed" from Homœopathy—"any disturbance in the molecular motion of these cell-salts in living tissues constitutes disease, which can be rectified, and the requisite equilibrium re-established by administering *the same* mineral salts in small quantities," and what is left of the so-called Bio-Chemistry? Only the scaffolding of theory, by the aid of which Schüssler was enabled to use the materials after his plan.

Of these "twelve tissue remedies," eight had been incorporated in the Homœopathic edifice before Schüssler began to build; and of the four that he introduced every one of them does its work according to the Homœopathic formula. As their *introducer*, the full honor is his; so is the theory under which he introduced them; and having granted this much we have given him his all.

For his theory we have no other use than to hang it up as a "specimen" among its species; for his new remedies, Homœopathy will return them to him so elaborated that even he will be able to give *Calcareo phosphorica* in "spasms," not after *Magnesia phos.* has "failed," but where, after giving it for "disturbed molecules," it most certainly would have failed.

S. A. JONES.

THE last meeting of the Academy of Medicine, Paris, seems to have sadly demoralized the microbist. Among other things Prof. Peter remarked: "Apropos of the cholera, I desire to call attention to the evolution that bacteriology is undergoing, and the role that morbid spontaneity tends more and more to play in this evolution. Dr. Brouardel has asked me how I can believe that choleric accidents are identical when the germs are different. I reply that I admit nothing. I only state the facts observed. *I have seen different germs produce identical accidents.* I can go further, and say *identical germs can produce different diseases.* Besides, what I have said I have seen, other observers have seen. I have seen the *bacterium coli*, the virgule bacillus of Finkler, produce cholera. I have likewise seen the bacillus coli produce *cholera, dysentery* and *typhoid fever*. From these facts I conclude that the bacillus is not unhealthy by itself, but that it may become so, and acquire new properties in the midst where it vegetates. I have come to the conclusion that we ourselves, owing to some internal modifications, develop cholera and dysentery, and it is this change that modifies an innocent bacillus, and endows it with toxic properties, that it may transmit to others. The inoffensive bacillus is cholericized by the cholera, dysentery by dysentery, etc."

Here are a few examples quoted by Peter: Gilbert and Girode found in an epidemic of cholera nostra that the bacilli coli taken from the stools of patients dying from cholera experimentally provoked a cholera type. The same bacilli were observed in 1891 in Peter's service in dysentery cases. In all these cases the bacilli coli became choleraic after being in the organism of a patient suffering from cholera. Peter then cited, in the same order of ideas, the works of Roux and Roudet, of Lyons.

So, after all, it appears that microscopy reveals rather the changes wrought by disease that poisons the bacilli and makes them in turn poisonous when inoculated, than being the primal cause of maladies. The supposition would be that the more attenuated the amount of virus in the infected bacillus, the less violent type of disease it would transmit. *Ten years from now all will be forced to admit that poisoned bacilli are the effect, and not the primary cause of disease.*—Translated from Figaro by T. C. Minor, M. D., for *Eclectic Medical Journal*.

Homœopathic Recorder.

PUBLISHED MONTHLY BY

BOERICKE & TAFEL,

1011 Arch Street,

Philadelphia, Pa.

SUBSCRIPTION, \$1.00 PER ANNUM.

Address communications, books for review, etc., for the Editor, to E. P. Anshutz, P. O. Box 921, Philadelphia, Pa.

SHALL HAHNEMANN'S "CHRONIC DISEASES" BE REPRINTED?

"Some one ought to reprint Hahnemann's *Chronic Diseases*." So say many practitioners. But to bring out such a work involves the expenditure of a goodly sum of money—a risky expense, that few publishers care to assume. Messrs. Boericke & Tafel have, however, determined to make the attempt to reprint this grand old work. Estimates have been obtained, the cost figured out, and now it only remains for the gentlemen of the Homœopathic medical profession to indicate their wishes. If a sufficient number will subscribe to the undertaking to enable the publishers to see their way towards paying for paper and type-setting, the old book will again be obtainable; otherwise it will remain out of print.

The only English edition of the *Chronic Diseases* ever published was issued in five small volumes, in 1845, and has been long since out of print. The proposal is to reprint that edition in one volume of a size uniform with the *Materia Medica Pura*—pages $9\frac{3}{4} \times 6\frac{1}{4}$ —on fine paper, and bound in half morocco. So printed it will make a solid volume of about 1200 pages. The price, delivered to subscribers, will be \$8.00 net.

The first period of Dr. Hering's preface to the *Chronic Diseases* will give those unfamiliar with the work an insight into its nature: "Hahnemann's work on chronic diseases may be considered a continuation of his *Organon*; the medicines which follow the present volume may therefore be considered a continuation of his *Materia Medica Pura*." The first volume of the five is devoted to the following subjects: "Of the Nature of Chronic

Diseases," and the "Treatment of Chronic Diseases;" this latter embracing papers on "Sycosis," "Syphilis," and "Psora." The remaining volumes are taken up with Hahnemann's provings and comments on the "Anti-Psoric Remedies," about forty-seven, embracing many of the most important remedies in Homœopathy, such as *Arsenicum*, *Lycopodium*, *Sulphur*, *Silica*, *Phosphorus*, etc. No mightier monument to the memory of Hahnemann will ever be raised than his own books, not the least important of which is his *Chronic Diseases*.

Subscribe through your regular pharmacist, or book dealer, or direct to the publishers, Boericke & Tafel, 1011 Arch street, Philadelphia, Pa.

A NEW WORK ON THE DISEASES OF WOMEN.

Dr. Wood, of Ann Arbor, Mich., has about completed his work on gynecology, and the first part has been placed in the compositor's hands. The work will be profusely illustrated, over two hundred and sixty cuts being required to carry out the author's design. Dr. Wood's long experience in his specialty, together with the extreme care and research he has devoted to the preparation of his manuscript, will assure the profession a work of unusual excellence.

DR. R. BOOCOCK, Flatbush, L. I., N. Y., writes: "The clinical cases I spoke of as improving are perfectly restored, except the old chronic case, and he is so much better that he is bringing to me some of his acquaintances." The cases here referred to are those given by Dr. Boocock at the end of his remarkable proving of *Heloderma horridus*, published in the April (1893) number of the RECORDER. It is not improbable that *Heloderma hor.* may yet rival *Lachesis* in importance. The cases briefly sketched at the end of the proving were the following:

"The case of paralysis that I spoke of, whose staggering gait was called to my mind by my feelings, is now taking *Heloderma hor.* c. c., twice daily, for the last two weeks, and is steadily improving. This case has been under treatment for thirteen years, the last year under my care. He certainly is better."

"H. S., a young man, suffering from chorea (St. Vitus dance), who has suffered with blue, cold hands since I cured him of

paralysis, following malignant diphtheria. He has been taking *Heloderma hor.* c. c., nightly for two weeks, and says he is better, never better in his life."

"Mr. G. S., æt. 53. Paralysis agitans; left side. Cold hands and feet; clammy, cold sweat. Has been taking *Heloderma hor.* c. c., four times daily for a week, and is now able to be up and about. The trembling is not all gone, but so much better, and only comes when overexcited or very tired. Is now improving finely. Taking it once daily."

"DR. ARNDT'S [*Arndt's System of Medicine*] is an attempt—a very successful attempt—at a complete system of medicine, as Marcy & Hunt's had previously been."—*Dr. J. W. Hayward.*

"NOT MUCH OF A SHOWER."

Koch's cure for consumption struck the Virchow snag, and is a hopeless wreck. Surgeon's treatment went out in "inextinguishable laughter" over the bad smell. Brown-Sequard found the world quite as ready to believe in the impossible as in the days of the old alchemists, but his Elixir of Life wouldn't work, and therein he resembled his predecessors, for theirs wouldn't work either. Antiseptics were to be perpetual wonder-workers, but in time it was found that pickling was not conducive to health, and the thing was spoken of as a "craze." Bacteriology, with its tender, the germicide treatment, grew and filled the whole earth—given the germ of disease, the thing to kill it, and lo! the problem is solved. Eureka!

But as soon as the dust settles, Homœopathy, that is always "dying," is found to be the only thing left from the medical past that still has the breath of life in it. The mere knowledge of the fact that it has survived the rise, fall and extinction of so many treatments and theories, ought to have gained for it at least the respect of its disbelievers. But here is the *Atlanta Medical and Surgical Journal*, a type of its kind, noticing Dr. Browning's \$100 pamphlet and saying: "It is an excellent description of the absurdities and inconsistencies of the Homœopathic heresy. Physicians and the public also should inform themselves better as to the faith of this school. It is now dying out, but it will die slowly, like any other delusion." With the

condemnation in the foregoing paragraph of the system of medicine that has remained unchanged longer than any other known to the world, unchanged yet constantly growing, and the confident assertion that it is "dying out," is the tacit admission that the writer of the judgment knows nothing of the subject judged save from the traditions of his medical ancestors. His advice, however, to his brethren and the public, "to inform themselves better as to the faith of this school," is excellent. If each physician will heed it the long-standing quarrel will the sooner be brought to a termination. If the ninety thousand physicians in this country who do not believe in Homœopathy, nor understand it, will inform themselves as to the faith of this school, they will then be in a position to rout out the "heresy," if it be a heresy; or if they find the heresy to be no heresy, but true science, why, then, will not that end the quarrel, even despite the code? In all quarters believers in the truth of Homœopathy are welcoming the discussion that is, or may be, aroused by Dr. Browning's pamphlet. Its publisher, Dr. Gould, will sell it by the dozen only, but the Homœopathic publishers, Messrs. Boericke & Tafel, will send a copy to anyone, *postpaid*, for 15 cents. Read Dr. Browning's pamphlet first: then get a copy of Dr. Holcomb's pamphlet, *How I Became a Homœopath*, and read it. If you desire to go further into the subject, address a postal card request to "Boericke & Tafel, 1011 Arch St., Philadelphia, Pa.," for a copy of their descriptive book catalogue. It gives the inquirer the best insight into Homœopathic books of any publication we know. A little study of Homœopathy—a very little—will put the subject in a new light, and the deeper the study the brighter will grow the light. Homœopathic literature is rich in material, and, unlike other medical literature, it does not become obsolete. Truth does not change. 2 plus 2 equaled 4 in the days of the patriarchs, and has not changed since. So with any other truth.

"ON THE WRONG TRACK."

It begins to look as though the "germ theory," as represented by those small but hitherto very important creatures, the bacilli, was packing its grip to join the dodo on the dust heap of things that have been. It has cut a wide swath during its day, and its passing will leave a world of books dead stock, a cause

of sorrow to optimistic publishers and authors. During his heyday the bacillus was an autocrat second to none in the world. He was the cause, the "germ" of all disease, and was respected and feared accordingly. Like another autocrat his power gave rise to nihilism, medical nihilism—a form of the malady that was, perhaps, more destructive to human life than the dynamite bombs of the other nihilists. To remove the "cause" men gave "germicides," but, as Dr. Stout informed the Institute at Atlantic City, two years ago, the results were not what could be desired by the patients, as they very often died ahead of the bacillus. Failing to kill the "germs" the believers in bacilli resorted to quarantine and medical nihilism, asserting, like Dr. Gould, that it was an insult to common sense to affirm that disease like cholera, for instance, could be cured "by any means."

So the microbe maintained his rule and extended it until now the public fear him more than the rider of the pale horse. "While the practitioner," writes a German doctor, "has had to take a 'back seat,' while the test tube, the microscopical slide and other instruments of precision, often wielded by mere theorists, are usurping his powers and functions."

But, in scientific circles, the day of the bacillus seems to be waning, and no doubt science will plume herself as much in disproving his power and robbing him of his terrors as she did when she placed him in his (or is the microbe a "her" or an "it?") all powerful position. The cholera affair in New York city last fall was a puzzler. An almost military quarantine was maintained. Dr. Jenkins and the Fire Island mob did what they could to repel the landing of the "Asiatic demon," alias the "cholera spirillum," alias the "comma bacillus." But while they were doing what they could to guard the public from the invasion the "demon" showed himself in New York city as though no efforts had been made to exclude him. The singular feature of his appearance was, to quote Dr. Biggs, that, "In no single instance, after the most careful and conscientious inquiry and investigation, was it possible to find any satisfactory way of accounting for the infection." "The cases occurred in widely separated parts of the city, and in no instance was there the slightest suspicion of association." This was puzzling, for it looked as though the cholera spirillum in place of "landing," just "grow'd," like Topsy.

About the same time of this episode, Pettenkoffer and Emmerich, in a spirit worthy of Hahnemann and Homœopathy, con-

cluded to put the whole question to a positive test. So they drank several millions of these "spirillum," direct culture from the intestines of the dead at Hamburg; to make the test more thorough they even neglected to disinfect their excreta, though it was swarming with the comma bacilli. They did not contract cholera, nor did any one in Munich from their failure to disinfect. Their example has been followed by others until it would not be surprising if drinking microbes and otherwise mocking them, became a craze.

These, and other things of a similar tenor, moved Dr. Schradý, who hurls the editorial thunderbolts of the *Medical Record*, to write: "Perhaps we have all been more or less on the wrong track, but it is not too late to turn back." Turn back to what? To the practice of twenty years ago? Verily it looks like chaos.

From this state of affairs it is a relief to turn to Homœopathy, shedding the clear, calm light of true science. Unlike the gentlemen who refuse to study Homœopathy, the followers of Hahnemann when they go astray after the *ignes fatui* that bob about them continually can always "turn back" and rest their feet on the solid rock of truth—the truth to be found in Hahnemann's *Organon*, his *Materia Medica Pura*; in the books of Jahr, the *Forty Years' Practice and Clinical Guide*; truth scientifically classified in Boenninghausen's *Therapeutic Pocket-Book*; condensed in that noble book by Hering, the *Condensed Materia Medica*; the truth of a hundred years grandly marshalled by Allen in his superb *Handbook of Materia Medica*; philosophically treated in the classic, *The Science of Therapeutics* of Dunham; indexed as it were by the great Lilienthal in his *Therapeutics*; illustrated by the classical scholar Farrington, in his post mortem, alas! *Clinical Materia Medica*, not to mention many others. In these books may be found the immutable truth on the cure of human ills. Other methods, systems, theories, fads and fancies follow each other in quick succession, like the fireballs from a roman candle, with much splutter, but they are *all* short lived. Nothing remains, nothing is permanent in therapeutics save the law that is to be found and illustrated in Homœopathic books.

THE Vienna correspondent of the London *Daily News*, writes that Dr. Hasterlik and three other persons, of the Vienna hospital, on December 19, began experimenting on themselves with the cholera bacillus. They first swallowed a half a drop of the

preparation containing the bacilli, but perceived no effect. Then they gradually increased the amount daily, until they had each taken one and a half cubic centimetres. At this point two of them had a slight attack of diarrhœa and discontinued the experiment. They recovered the next day. No other ill effects were noticed.

SALES OF THE ORGANON.

The March number of the *Homœopathic Physician* contains Dr. J. R. Hayne's reply to the letter from Dr. Wesselhœft, on the subject of the translation of the *Organon*, printed in the November, 1892, number of the RECORDER. Among other things Dr. Hayne's says:

If I said anything about his "translation" being a failure *as to sales*, I had no intention of doing so, as I knew nothing about how many of them had been sold, but in a foot-note the publishers say: "For the year ending October 1, 1882, the sale of the *Organon* amounted to five hundred and twenty-three copies. Of these half were sold through Boericke & Tafel, Chicago."

But they do not tell us how many copies have been sold up to October 1, 1892. I am well aware that two colleges have demanded that their students should supply themselves with copies of the *Organon*, and as there were no other edition available they were *compelled* to purchase that one. Now is there any more evidence required than *their own* to prove that it was a failure *as to sale*?

But that foot-note contained a most provoking error. It should have read for the year ending "October 1, 1892," in place of "October 1, 1882." In other words the sales for a year preceding the writing of the foot-note had been 523 copies. The sales of this book seem to be gradually increasing from year to year, a fact, more than any other, that shows the great silent drift of the world towards Homœopathy.

In regard to the circular referred to by Dr. Wesselhœft Dr. Haynes offers the following explanation:

I will state that I wrote out the circular, sent it to the printer, that in due time a proof was returned, which I corrected and sent back, then devoted my spare time to the directing of envelopes; and when the circulars came in my folks folded them and sent them away as fast as possible. I did not examine the circular, supposing that it was correct, until my attention was called to it by one to whom it had been sent, when I found that my corrections had not been made, but others introduced which were much worse.

The compositor or proof-reader who introduced corrections that were much worse than those of Dr. Hayne's ought to be summarily dealt with.

A BOOK REVIEWER AS IS ONE.

The St. Louis *Homœopathic News*, which, not long ago, received considerable attention from its original methods of obtaining original papers and cooking them, has been reviewing Boericke & Dewey's *Schüssler*, third edition. The reviewer says: "In this new edition the editors claim that they have made many additions and incorporated much new material. We fail to find these new additions or this new material." The second edition contains 325 pages, while the third edition contains 384 pages of same size, an increase of 59 pages. The *News* ought to consult an oculist.

Another criticism is: "It is mostly a reprint of the old edition." This is a criticism that, whatever demerits it may have, at least is highly original. The *News* can have it copyrighted, and no one will ever infringe the copyright. In this respect the Boericke & Dewey third edition is not altogether alone; there have been editions of famous books brought out, in which, beyond the editor's preface, there was practically nothing but "reprint." Again there are old-fashioned book worms who are fossils enough to argue that a text-book that at each edition should be entirely changed, would not possess much value; that the fact that the matter in second edition was incorporated without change in the third edition, was something that evidenced its value.

Another gem from this review is: "In fact, a new edition of Schüssler every two years looks too much like book-making." In that remark lies concealed a profound lesson for would-be authors. Gentle reader, if you are thinking of writing a book on any pet subject, build it so that your professional brethren will not require a new edition every year or two, and thus avoid bringing on your head the charge of "book-making." Drs. Boericke & Dewey have sinned grievously in this matter; their book sells with most undignified rapidity. Heretofore authors of works of which edition after edition have been rapidly exhausted have rather coddled themselves on the fact. Misguided men! do you not see in this an evidence that you are mere "book-makers?" The profound *Homœopathic News* has stripped you of your tinsel, and you now stand before the world in your true characters. Alas, poor Dickens and Thackeray!—but let the veil of charity gently fall.

DR. NORTONS OPHTHALMIC DISEASE AND THERAPEUTICS.

THE *Southern Journal of Homœopathy* reviewed Dr. Norton's recently published *Ophthalmic Diseases and Therapeutics*, as follows:

This is one of the books which may fairly be considered to have been needed before its publication. The first work of Allen and Norton was good, the second edition by Dr. George S. Norton was better, and this final venture, by Dr. A. B. Norton, is best of all. Dr. Norton has had a somewhat difficult task in his attempt to successfully carry out the ideas of his brother, and yet give a work which may be considered quite as much the result of his own individuality.

The work contains all to be found in the Ophthalmic Therapeutics, plus much valuable material. Much has been added to the department of ophthalmic diseases, and to the list of drugs eight new individuals have been introduced, viz: *Bromium*, *Calcarea picrata*, *Ceanothus Americanus*, *Chrysophanic acid*, *Eserine*, *Ferrum phos.*, *Naphthalin*, and *Onosmodium*.

We were surprised to find the old and incorrect form of spelling *Staphisagria* with a "y," still used.

One feature of special merit is the addition of sixty-five illustrations, twelve of which are handsomely executed chromo-lithographs showing the healthy fundus and eleven deviations from the normal condition.

As a whole the book is an admirable production, and should be in the library of every general practitioner as well as ophthalmic specialist.

DR. McMICHAEL'S COMPENDIUM OF MATERIA MEDICA, THERAPEUTICS AND REPERTORY OF THE DIGESTIVE SYSTEM.

The following excellent and intelligent review of Dr. McMichael's new work is from the *American Homœopathist*, omitting only Dr. Kraft's parting shot on the "Repertory" question to his friends of the *Medical Advance*:

This returns us to our book. It is because of its wonderful simplicity and completeness in this very detail that McMichael makes his chiefest success. He has taken a hundred or more of our remedies, placed them in two tables, each containing eight columns—reading from left to right—and in these sixteen columns gives the "picture"—the Totality of each remedy as it bears practically on the Digestive System. He does not waste his space, nor the student's time, dragging in all the untried, imaginary records found scattered throughout so many years of practice. He has the courage to leave whole columns blank when the remedy fails to show up any Homœopathically proved symptoms. Still he does not ignore the clinical symptoms; he carefully collates them, but puts them under their own appropriate head. The Repertory division he has cast after the pattern of our good friend Gentry, using some catch-word, or two or three in the

troublesome, unremembered symptom, and then looking for it as one would in a dictionary or concordance.

Having found the symptom, the remedy is suggested—a remedy, mark you, that has been *tried*—the remedy is accompanied by a numeral which refers to one of the sixteen columns of the materia medica and therapeutic part; then turning back to this therapeutic part, the remedy mentioned is sought for under the numbered column having reference to the symptom; then referring right and left of this column containing the symptom, and noting whether the remainder of the remedy tallies with the case, we get the Totality.

If this Totality is reached, then all further work is at an end; if it is not the Totality, and the symptom still continues a leading one, then one may run up or down *that* symptom column, and right *and* left for the remedy, until the Totality is run down. There is no jumping from one part of a Chinese character-like book to another, back and forth a dozen or two-dozen times, and using a specially prepared slate (as we have done) or patented checking lists, as are now on the market: for adding up the arbitrary values (who first thus numbered them or how they got their values, no one to this day understands); and after that is done, and the highest numbered remedy put down as a possible similitum, go back to where they should have been all this time—the materia medica—and study the patient, and the case, and not his dysentery, or cough, or headache, etc., etc. McMichael presents in one volume of 359 pages the materia medica and therapeutics, and a rational, easily-understandable Repertory of the whole digestive system, and as well the General Concomitants of the remedy for which the books of H. C. Allen and Bell, and Minton are so deservedly famous. The McMichael Compendium is a jewel of the first magnitude. It comes nearer our own idea of what a Repertory should be than any other book or work to-day published. We sincerely trust that the financial success attending this volume will be so great that its practical, clear-headed author may be moved to give us similar volumes for the other systems of the human body, as well as the present Digestive System.

DIABETINE.

This article, which has only recently been produced in Berlin, Germany, is the preliminary stage of sugar as formed in the human organism. Patients suffering with diabetes are not allowed to partake of starchy food or sugar, because their condition is unfavorably influenced thereby, the amount of sugar secreted with the urine being thus increased. But it is generally observed that these diabetic patients have a great desire for sugar and sweets.

It is for this reason that the discovery of saccharine was hailed with delight by patients as well as physicians. But soon it was found that diabetic patients developed a decided disgust for this preparation after they had used it a comparatively short time.

Sugar, derived from the cane or from the beet, consists of dextrose and diabetine in about equal parts. Dextrose is that form of sugar which is injurious to diabetic patients because it is not decomposed and used up by the human organism, but is secreted unaltered with the urine.

Dextrose (that is grape or starch-sugar), should, therefore, not be partaken of by these diabetic patients. But, as Prof. Kuelz, of Marburg, a well-known authority, has shown, the ingestion of diabetine or fruit sugar does not increase the amount of sugar in the urine. This fruit sugar—diabetine—therefore, is completely oxidized in the system of the diabetic patient, and consequently really serves as foods and helps to build up the body, furnishing vital power to the system.

The only objection which was raised against diabetine as the most available substance for sweetening the food of diabetic patients has been its very high price. It has until now been quoted at 1,000 to 1,200 marks per kilogram (\$250 to \$300 per pound), but owing to perfected methods this enormous price has been gradually reduced, until now this fruit sugar is sold at \$3.00 per pound. It is dry, crystalline, easily soluble, and has a remarkably sweet and pleasant taste, is chemically pure, and does not contain any dextrose. Prof. Ebstein, of the Goettingen University, in a paper in Virchow's *Archiv für Pathologische Anatomie und Physiologie für Klinische Medizin*, speaks very favorably of this new preparation. He examined it at the Eleventh Medical Congress at Leipzig, and asserts that it will be a grateful and beneficial addition to the diet of diabetic patients.

A GOOD FOOD.

“It has been quite positively settled that an infant under seven months old cannot digest starchy food. The salivary glands are not yet properly developed, and the secretion of Ptyalin, the ferment of the saliva which acts on starch, does not exist until after the above age. It would naturally seem then that an all-milk food would be the only one to use. As far as I am aware Reed & Carnrick's Lacto Preparata is the only food of this kind offered to the medical profession or public, and from what I know of its composition, its preparation and the results obtained by its use I am justified in saying that it is a most excellent substitute for mothers' milk, and is the safest to use during epidemics of

typhoid fever, cholera infantum and Asiatic cholera. The milk used in Lacto-Preparata is selected with great care, the dairies being under constant supervision. The milk is run through centrifugal machines, which not only remove the cream, that constituent which would cause deterioration of the product on keeping, but which also remove all foreign particles, thoroughly cleansing the milk, so to speak."—*Cyrus Edson, M. D., Sanitary Superintendent Board of Health, New York City, in the Doctor of Hygiene.*

GOOD SOAP.

A good soap is a joy, while it lasts, and so long as the makers of it keep up to the mark. The "Vinolia" soaps, made by Blondeau et Cie, so far have been kept up to the mark of quality originally set, and that mark is a high one, none higher in fact. These toilet soaps are not cheap by any means, in fact, in comparison with the average, they are quite dear, but those to whom quality is of more consequence than price will cheerfully pay the difference. After a wash with "Vinolia" one feels clean and singularly refreshed. Carried in stock by many pharmacies.

ATTENTION is called to the sharp reduction in price of the Boericke & Tafel Pure Unfermented Grape Juice. The quart bottles have been reduced from 75 cents to 50 cents, and the pints from 45 cents to 35 cents. The quality is the same as in the past—the best in the market.

The *Medical Arena* has the following to say of Dr. Burnett's last book, *Ringworm*:

This little manual was read with much interest by the reviewer. It enforces a truth of which he has been cognizant for many years—namely, that the only true way of treating skin diseases in general is to treat the patient and not depend upon local applications. While engaged in post-graduate work, attending the skin clinic of an eminent writer, it became wearisome to observe the fruitless routine of nasty, greasy applications to the skin, and *Arsenic* and tonics internally. Dr. Burnett is a thoroughly educated man and his positions on pathological questions are scientifically correct. The surpassingly strong part of the work, is however, the efficiency of Homœopathic treatment. Many illustrative cases are given. No Homœopathic physician can invest fifty cents with more profit than by purchasing this volume.

WE are in receipt of "How I became a Homœopath," by Wm. H. Holcombe, M. D., and for sale by Boericke & Tafel, Philadelphia. Price, 15 cents. It has been many a day since we have had the pleasure of reading anything which evinced the same spirit of liberality, honesty and logic. No one can read this little pamphlet and doubt the sincerity of its writer, nor doubt that there is much in Homœopathy well worth an investigation, and also that there is much which has been tried and found wanting. We would be glad if every liberal-minded physician, regardless of school, would send for this little book and carefully consider its contents and form therefrom unbiased conclusions.—*California Medical Journal*.

KALI SULPH. IN MEMBRANOUS CONJUNCTIVITIS.—This remedy has lately given me most satisfactory results in three or four cases of ophthalmia neonatorum characterized by a closely adherent membrane on the palpebral conjunctiva and a thin yellowish or sanious discharge. I give two of the cases; the notes of the others were, unfortunately, not preserved.

Baby G., male, æt. nine days. Began with snuffles and "watery" discharge from the eye which had become thin, then thick yellow, and, finally, sanious with membranes on the palpebral conjunctiva. After failure with other remedies *Kali sulph.* 3d trit. cured promptly.

Baby F., male, æt. fourteen days. Eyes suddenly discharged yellowish pus. Brushed with nitrate of silver solution, and gave *Arg. nitr.* 3. Next day, worse and membranous, with much swelling of the lids. *Brom.* 3 internally and H_2O_2 locally, did no good, neither did *Comp. tinct. iod.* internally. *Apis* mitigated the swelling, but the discharge became viscid; *Kali bich.* made it more watery, and under *Kali sulph.* 3d trit. all the symptoms improved rapidly, with vision unimpaired.—*J. L. M., in North American Journal of Homœopathy*.

COLLINSONIA.—Whether the large dose influences the spinal cord or not, I know that the dose of one drop does. The striking indication is a *sense of constriction at the orifices of the body*, and whenever I find this, whether of mouth, nose, urethra, or anus, I should think of *Collinsonia* as a probable remedy. You remember it as a remedy in hæmorrhoids, where there is a sense of painful constriction and pinching, as if a burr or foreign body was caught. It is the remedy in irritable larynx, with similar sensations—foreign substances. It is a remedy in dyspepsia with constriction of the lips, so that they sometimes fissure. But, as I have said before, where the symptomatology is straight, the remedy will fit any disease.

HAMAMELIS.—Reverse the picture of *Collinsonia*, and you have the indications for *Hamamelis*—the orifices are relaxed, and there is not spinal innervation for muscular support. Just how far it may be profitable to work out the anatomy and physiology of the connection between the cord and the sympathetic you may determine; but it is a profitable as well as interesting study. This inter-communication is most intimate, and I believe that spinal innervation is felt throughout the entire economy. What we regard as wholly sympathetic innervation is most certainly dual.—*Dr. John M. Scudder in Eclectic Medical Journal.*

IN an inaugural thesis Frankenburger records the observation that in susceptible individuals the protracted application of carbolic acid (even in dilute solution) causes a form of dry gangrene in those parts of the skin (even though uninjured) with which the acid comes in contact. The gangrene is caused by vascular stasis and thrombosis that are dependent upon a destructive action upon the red and white blood corpuscles.—*Münchner medicin. Wochenschr.*

Succus Calendulæ is far a better dressing than carbolic acid or any other known preparation. Under it wounds rapidly and satisfactorily heal.

IN the discussion following the paper read by Dr. J. W. Hayward (*Monthly Homœopathic Review*), Dr. Murray Moore spoke highly of Allen's *General Symptom Register*, or "Index," which with the "Cipher Repertory" he always kept at hand. As companions while making his visits the latest edition of Johnson's "Key," a most useful and reliable little book, and the edition of Benninghausen (*Therapeutic Pocket-Book*) brought out by Dr. Timothy Allen, and which had been made to include the later medicines. This, however, was more general in its scope than the other. By taking these two little books on their rounds, physicians could very often solve a difficulty, and it was always possible to make a more detailed study of the case later on. He exhorted all his younger colleagues not to be satisfied with pathological generalization, but to go in both for a correct diagnosis of the case and a careful observation from day to day of a particular symptom. He had found great advantage from following up Hahnemann's famous direction—in a chronic case treat the last group of symptoms first, and work backward. He had known that mode of procedure to solve a difficulty and effect

a cure over and over again when he had been otherwise baffled in chronic cases.

“I HAVE mentioned reviews. Is there any good reason for restricting expressions of opinion about books to the regular editorial staff? Is not a new book as legitimate a subject of general interest and free discussion as a new drug. Must it always be that once a book has been “reviewed” by the editor or one of his collaborators it shall be laid away and nobody else allowed—much less encouraged—to touch it? As you have thought of this during your editorial career, how many times have you said to yourself: “What has the conscientious book-maker done or omitted to do to deserve such treatment as this? The most valuable volumes ever issued from the medical press have thus been thrust aside with a single notice, placed ignominiously on the editorial shelf where they lie with “none so poor as to do them reverence.” These things ought not to be.—From Pemberton Dudley's Letter to the Medical Century.

BE HONEST, GENTLEMEN!

“Would that I could proclaim with clarion voice from the highest peak of the world's loftiest mountain to physicians of every country, clime, and condition the virtues of *Pulsatilla* as an emmenagogue. It is the best remedy known to the medical profession of to day for every form of amenorrhœa. It will relieve more anxiety, cheer up and comfort more discouraged and amenic females than any other remedy we have. Every form of amenorrhœa, dysmenorrhœa and menorrhagia is modified, soothed or cured by it. It is suitable for all ages and conditions, and will not fail to give relief, even under the most adverse circumstances.

“But the reader will say this unstinted praise of *Pulsatilla* is extravagant and absurd. I admit that it is open to criticism, but only because my inadequate pen falls so far short of doing justice to this magnificent remedy.

“Webster says: *Pulsatilla* is the woman's remedy in a thousand unpleasant states. (“Prin. Med.”)

“Goss says: *Pulsatilla* exerts a very positive influence upon the female reproductive organs, and is one of our most reliable emmenagogues. (“Mat. Med., Phar. and Ther.”)

“Scudder says: I regard *Pulsatilla* as decidedly the best emmenagogue: it may be used with confidence. (“Sec. Med.”)

“King says: One of the most valuable properties of this remedy (*Pulsatilla*) is its reliable emmenagogue action. (“Dispensatory.”)—*Lyman Watkins, M. D., in the Eclectic Medical Journal.*”

Why not have mentioned Hahnemann, to whom the world is indebted for this great remedy?

PERSONAL AND IMPERSONAL.

Dr. Wm. H. Harrison, Homœopathist and surgeon, late of Baton Rouge, La., has removed to Houston, Texas.

Dr. R. G. Eccles jumped on Radam's Microbe Killer. Radam retorted that Eccles was a quack and charlatan. Eccles sued for libel. Jury gave him \$6,000.

Dr. W. F. Christ has removed from Fredericksburg to New Ringold, Pa.

The *Homœopathic World* thinks that his professional hearers must have smiled when Lord Salisbury in a speech at Oxford said that medicine is "the most sober, the most absolute, the most positive of all sciences." Perhaps the ex-premier had Homœopathy in his mind when he spoke.

"Where now are the scores—the hundreds—of vaunted specifics of the last ten years? 'Ou sont les nieges d'autun?'"—*British Medical Journal*. *Aconite, Belladonna, Bryonia*, with the rest of the Hahnemannian old guard are still on deck, however.

An English lawyer recently argued "when I tell you that the debtor is a Homœopath, you may know that he is a man with cranks," which use of the word shows that the legal gentleman is not very well up to Americanisms.

It looks as though Hahnemann's theory as propounded in his *Chronic Diseases* might yet live longer than any other. It isn't dead.

M. Francisque Sarcey says that he owes his green old age "to entire abstinence from stimulants and narcotics." But Carnario, who wrote his books on temperance when he was past 90, and lived beyond 100 years, took 16 ounces of wine every day. Of assertions there are no end.

Dr. A. B. Norton, author of the well-known text-book *Ophthalmic Diseases and Therapeutics*, has removed to 16 W. 45th St., New York City.

The Argonaut, of Cleveland, O., has been succeeded by *The Indicator*. Byron B. Viets, M. D., 135 Euclid Ave., is editor.

It is kind o' funny that Dr. Browning should have taken his title page motto, in his pamphlet intended to smash Homœopathy, from the writings of an enthusiastic Homœopath, *i. e.*, Bryant.

Dr. Asa F. Goodrich has removed from 650 Wabash St. to Germania Life Insurance Building.

Dr. E. P. Gregory has removed from Waterbury, Conn., to 358 State St., Bridgeport, Conn.

For first-class medicated soaps ask for those made by Schering & Glatz. (See inside of last cover, RECORDER).

Over seven hundred new subscribers to the *Homœopathic Envoy* in April is a pretty good showing, *nicht wahr?*

Every patriotic Homœopath ought to have a copy of Bradford's *Homœopathic Bibliography*. A better reception room book cannot be found.

We hope for some further provings of *Heloderma horridus*, before the end of the year. It is a remedy that stand out very distinctly.

Take a look at the new revolving cases for books and medicines. They are on exhibition at the Boericke & Tafel pharmacies, and very often "are just what I have been looking for."

"It is certainly dangerous to consider the human being merely in the light of an inanimate culture medium for bacterial growth, or as supplying interesting secretions and other specimens." *Medical Record*. Amen!

"The common sense of the people will prevail, and restore the now shaken confidence in the utility of the general practitioner of medicine." *Medical Record*. But the drift of "the people" is towards Homœopathy; study, that Dr. Schrady, and you, will be finally off "the wrong track."

Subscribe for the HOMŒOPATHIC RECORDER. Only \$1.00 a year. Published monthly.

THE HOMŒOPATHIC RECORDER.

VOL. VIII. PHILADELPHIA AND LANCASTER, JUNE, 1893. No. 6.

SNAKE BITES.

Numerous articles have appeared in our medical journals during the past few months relative to the treatment of persons bitten by venomous reptiles, especially the rattlesnake. Whether the rattlesnakes found in the marshes of Indiana are in any respect different from those found in Oregon, or in the mountains of Pennsylvania, I do not know. The bite of the Indiana rattler has been known to prove fatal to both man and beast. Notwithstanding we have growing in our woods and fields a small plant, which I believe to be a specific for the treatment of persons or animals bitten by the rattlesnake. From my own experience and observation in the use of this remedy, I believe it to be a positive cure in all cases if exhibited in any reasonable time. I have never known it to fail in a single instance, even where the alcoholic treatment and many other kinds had failed.

The plant referred to, the roots of which are used in the treatment of snake bites, or a tincture made from the roots, is the *Sisyrrinchium** of the *Iris* family, I think, and is said to have been used by the Indians in treating snake bites, by bruising and moistening the roots and applying to the wound. I am not aware of its ever having been used as a medicine by the profession, and so far as I know, I am the first to prepare and use it in the form of a tincture. By your kind permission I will report, through the columns of your valuable journal, a few cases treated by this remedy, which for convenience I will call *Sisyrrinchium*.

CASE I. Bessie A., aged six years, while playing in the yard on a farm, some twelve miles in the country, was bitten in the hand by a rattlesnake which was killed a moment after by the

*Messrs. Boericke & Tafel have prepared a supply of this remedy. Dr. Reed identified the plants used.

mother of the little girl who was attracted by the screams of the child. Sixteen hours after, I arrived, everything having been done in the meantime that had ever been heard of by the parents, even to poulticing the wound with entrails of a black chicken. The little sufferer was, indeed, an object of pity. The hand and arm were swollen almost to bursting, the swelling extending to the shoulder and spine, being of a bluish-black color as if dreadfully bruised. This discoloration extended over the back to the hips. Skin hot and dry, face flushed, pulse quick and hard. Child unconscious. I felt that the case was hopeless. But through the earnest entreaties of the mother, I proceeded to do what I could. Saturating a piece of cotton with the tincture I had prepared, I bound it on the wound; then dropping twelve drops in a glass of water I directed that a teaspoonful be given every hour, the compress to be renewed every hour also, until my return. I confess I had little hope of seeing my little patient alive again, but on my return the following day I was much rejoiced to find a decided change for the better in the condition of the little sufferer. The swelling was not nearly so tense, the fever had subsided, the delirium gone, and the danger seemed past. The treatment was continued, and a speedy and permanent recovery followed.

CASE II. Burt Whitten, aged ten, while out in a marsh with a number of older boys, gathering huckleberries, was bitten in the right ankle by a rattler. He was so frightened when he saw the snake, as it bit him, that he ran all the way home, a distance of nearly a mile although the day was very hot. This patient came to my hands after the usual alcoholic treatment for twenty-four hours by an Allopathic physician, with the patient growing worse all the time. I found this patient in about the same condition as the first. The leg and foot was enormously swollen and of the same general appearance; the foot, calf of the leg and thigh were black; the whole body was very red, hot and dry; face dark red; pulse quick and hard; patient delirious but would cry out if touched. Fifteen drops in a glass of water. Teaspoonful every hour, with cotton saturated with the tincture applied to the wound. In this case the change, I was informed by the father, was quite noticeable in two hours. The boy had been in a wild delirium all night and up to the time he received the first dose of *Sisyinchium*. After the second dose he became quiet, and in two hours the delirium had passed away. Under this treatment the patient was able to be out on the streets again

in four days, though the discoloration did not disappear for some time after.

Many more cases might be given where this remedy has been given to both man and beast with the same results. I am now waiting for an opportunity to give it a trial in blood poisoning. If some one will volunteer to make a proving of the remedy I will supply him with the tincture.

U. W. REED, M. D.

North Manchester, Ind., Dec. 1, 1892.

LACHNANTHES TINCTORIA AND TUBERCULAR PHTHISIS, WITH STIFFNESS OF THE NECK.

A young man, aged about 22, of scrofulous constitution, residing at Bagbózár, Calcutta, called me in, in January, 1887. He complained of sore throat, stiffness of the neck, and a constant distressing cough, which troubled him more toward the morning. I examined the throat and found it very much congested all over. The uvula was very much inflamed and elongated. The tonsils also were inflamed, enlarged and indurated. These two latter complaints, the patient said, he had had from the age of 18, at which age he had given up his studies and had joined his father's cloth shop as an assistant. That had been about December, 1883. He said he had had no cough then, but felt only an occasional pain about the throat which was relieved by fomentation (after camphor with mustard oil had been rubbed over the throat), and by swallowing some black pepper powder, mixed with loaf sugar. About a year after joining his father's shop, that is to say, about December, 1884, one night he felt severe tightness about the apex of the left lung with severe cough. An Allopathic physician was called in. He treated him for three months. It gave him much relief. The stiffness, however, did not abate, on account of which bending the head downwards and turning it towards the left side was very painful. The stiffness of the neck commenced with the cough, and continued without intermission till I was consulted. About a year before this the patient had had an attack of remittent fever, with some complication of the lungs which the attending physician had pronounced to be *catarrhal pneumonia*. I examined the chest, and took the case to be one of *tubercular consumption*.

The left lung seemed to be very much affected. I found nothing wrong with the right lung. I noticed marked dullness at the apex of the left lung, crepitation, tubular breathing, and increased vocal resonance. I noticed further some flattening below the left clavicle and deficient movement of the left side. On examining the sputum I found greenish yellow tough matter, with streaks of blood here and there, and some lung tissue as well. This last symptom, which I have always taken to be pathognomonic of the disease, made me almost certain about the correctness of my diagnosis. Great emaciation, night sweats, diarrhœa, were additional diagnostic symptoms.

These symptoms were revealed by the first day's examination. On the second examination, I found tracheal sounds in the breathing, and *pectoriloquy*, as also gurgling sound during coughing. All these signs led me to the conclusion that the disease must lie at the end of the second stage, and at the commencement of the third. I took special care in the examination of the chest, because on inquiry I learned that the parents or the forefathers of the patient never had suffered from cough or any other disease of the chest, nor has any one of them died before the age of 60. It took me three days to examine the patient before I could arrive at definite diagnosis. During these three days I prescribed no medicine, but only 27 grains of pure sugar of milk, made into 9 powders, three powders daily. I gave no medicine because I did not think it proper to prescribe any before I had made out the diagnosis, to the best of my judgment. On the fourth day, I prescribed *Iodide of Arsenic* 3x trit., at one-grain doses, three doses daily. This medicine was taken for a week. During this week the temperature in the morning did not come below 99.8° Fahr., nor did it rise above 102° in the evening. He had no appetite; he had thirst, with parched mouth and lips and aphthæ, and occasional attacks of diarrhœa. One week's treatment with this agent did not seem to do the patient much good. On the contrary he seemed to lose flesh, and felt much prostration. He had also profuse perspiration at night. This perspiration, which was followed by extreme exhaustion, and feebleness and quickness of the pulse, alarmed me very much. I must say that I have much faith in the efficacy of *Iodide of Arsenic* in such cases as this. So I did not like to give it up before I had given it a further trial. Accordingly I prescribed it at the 1x trit., in one-grain doses, three doses daily for a week. This treatment did not do the patient much good

either. The only improvement I noticed was that the temperature came down to 98.8° in the morning, and it did not rise above 99.6° in the evening. The diarrhœa had stopped, and the night sweats now were not so profuse and exhausting as before, but the cough, the stiffness of the neck and the loss of appetite remained as before. The patient became so weak that he could not stir out of his bed without another man's help. I gave up *Iodide of Arsenic* now as useless. On a reference to our *Materia Medica*, I found no suitable remedy for the patient. So, after great deliberation, I told the father of the patient that the case was not a very hopeful one, and that he should consult some other physician. But the father and the mother were both opposed to change of treatment.

I have omitted to mention that, previously to my treatment, the patient had had six months's Homœopathic treatment, under two Homœopathic physicians of Calcutta. During these six months *Silicea*, *Rhus tox.*, *Bryonia*, *Calc. phos.*, *Acid phosphoric*, *Arsenicum alb.*, *Sulphur*, *Mercurius*, had been taken, with no improvement. As the parents were opposed to change of treatment, and as the case did not seem to be hopeful, I was in great perplexity as to what should be done. Without much hope, however, I referred to our *Materia Medica*, again, to see if some suitable remedy might be chosen. My selection fell upon *Lachnanthes tinctoria*, and I prescribed it at the 3x dilution, in one-drop doses, three doses daily for a week. One week's treatment with this agent did not result in any appreciable improvement. The only change for the better was that the patient felt a little better in connection with the stiffness of the neck; the other complaints remaining as they were before. The results of this treatment made me very uneasy, and I was about to give up the treatment in despair. For some reason or other I happened to be turning the pages of the excellent work on "Pharmacodynamics" by Dr. Hughes. I chanced to come across the short article on *Lachnanthes tinctoria*. I saw stated there that Dr. Alabone and Dr. Naukivell had tried this agent with great success in phthisis. The latter had tried it in from 3- to 5-drop doses of the mother tincture. This hint seemed a happy one, and I prescribed the medicine in 3-drop doses of the mother tincture, three doses daily for a week, after which I saw the patient and found him much improved. The distressing cough, especially that in the morning, had almost gone; there was no stiffness of the neck; he had no diarrhœa; his appetite had

returned, and he took 8 ounces of chicken broth, about 3 pounds of good milk and some bread daily. Before this the patient had been unable to stir out of his bed without another's help, but now he could walk 50 yards without much difficulty. His temperature was normal (98.8° Fahr.) in the morning, and it did not rise above 99° in the evening. The pulse was good. In short, the patient seemed to be in a fairly convalescent state. I prescribed the medicine again, but only one dose daily, at bedtime at night, after which I saw the patient once more, and found him doing very well. I now prescribed for him cod liver oil in 5-drop doses, morning and evening, after meals, and discontinued the medicine. Henceforth for six months the patient had nothing more to complain of than that he felt out of breath after a walk, or when going upstairs. Afterwards he had a relapse of the cough and the stiffness of the neck. I was called in to see him once more, and on examination I found that the lung mischief was less by 70 per cent. than what I noticed last time, and I did not detect anything serious with the patient. I prescribed *Lachnanthes* ϕ again, but in one-drop doses, three-doses daily. In one week's time all the troubles of the patient disappeared. This medicine was continued for a month more, only one dose daily at bedtime at night, and the patient felt quite well. About this time I left Calcutta for a change for the benefit of my health, and I was long away. When I came back to Calcutta, in September, 1889, I accidentally met the patient on the street, and learned on inquiry that he was doing well since I had treated him last, only feeling occasionally a slight constriction about the upper part of the left chest, generally early in the morning before rising from the bed, and that even after continuous exposure to draughts of cold and moist winds. In August, 1891, I was called to see the patient during an attack of remittent fever, from which he suffered for more than three weeks. I examined his chest on this occasion, also; but I did not detect any serious mischief there. In July last, I met the father of the patient and learned that the son was doing well. He told me with some emphasis that my patient had no cough or stiffness of the neck.

Seeing the very good results which I got in the treatment of the case under review from the use of *Lachnanthes*, I was tempted to try this medicine extensively. Accordingly, I tried it in three cases of consumption, and I am glad to say, with good results. I have tried this medicine in eight cases of stiff neck,

in three with good results, and in five cases the medicine made no impression upon the disease. In all three cured cases, the patients had throat cough along with stiffness of the neck. I say only throat cough, because on examination I did not detect any mischief in the lungs. I only found the throat severely congested. I have, therefore, been led to the belief that *Lachnanthes* cures stiffness of the neck if it *co-exists with throat cough*. I have also noticed one peculiarity in these three cases, that their hands and feet freely perspired even during cold weather, and that, if from some cause or other, the perspiration was suppressed, there occurred a relapse of the stiffness of the neck and the throat cough, and there was burning of the soles of the feet and palms of the hand.

In tubercular consumption, of which I may say I have treated a good number of cases in the course of the last twenty years, I have noticed stiffness of the neck and congestion of the throat in about 30 per cent. of them. Hence I concluded that these two symptoms are pathognomic of pulmonary tuberculosis.

I do not believe that tubercular consumption is at all curable; but I think it can be palliated by appropriate treatment, and the life of the patient prolonged thereby. In my opinion, palliation is the cure in this terrible disease. Considering the very good results which I got in the treatment of the four cases under review from the use of *Lachnanthes*, I am inclined to hold that this agent may produce the desired effect in the treatment of *phthisis*, and that it may be tried with advantage when opportunity is offered in this connection.

R. K. GHOSH.

Wari, Dacca, East Bengal, India, April 10, 1893.

AN INTERESTING CASE OF HERNIA.

Our text-books have many and valued symptoms laid down, said to be found and observed in hernia. And it may be said to be the slough of despond for students, and young practitioners alike.

I remember of old, when at my studies at college, how hard it was to understand the obsolete term of hernia, and how many weary hours were spent by us in wrestling with this hydra-headed monster. Last summer I had the honor to be a repre-

sentative from the Rhode Island Homœopathic Society to the Vermont Society, which held their meeting in Montpelier, Vt., in May, 1892, and my reception, which I have reason to remember, was very pleasant, indeed.

The case which I am about to report occurred that time. After the banquet, John D. Lance, M. D., of Montpelier, not being permitted to attend on account of business, called at the hotel for one of the physicians to go and see a case with him, in consultation, stating that he was not altogether positive about the diagnosis. After some discussion among themselves, the patient being agreeable, it was decided to take a delegation of the doctors present to the house to diagnose the case, it having some peculiarities. Consequently, a company of ten physicians was conveyed to the house in question. The facts of the case are as follows:

An old man, 73 years of age, having had phthisis for a number of years, although attending to his regular occupation, for forty-eight hours had had a slight swelling in the left inguinal region. Dr. Lance, when summoned, forty-eight hours before, diagnosed hernia which he was positive he had reduced by traction, it making the characteristic gurgling sound when reduced, this small swelling remaining about the size of an egg. The patient vomiting almost incessantly with the severe pains in the left inguinal region. After we had examined the swelling we adjourned to the parlor and commenced our deliberations. Certainly we had a peculiar case to deal with. Many varied and ingenious methods were used by the different physicians present to make the diagnosis, but all to no avail. The majority diagnosed hernia strangulation. Now, the disease being diagnosed, the question was asked, "What is the treatment?" It was suggested that the bowel be filled with tobacco smoke, but inasmuch as the man had been in this condition for so long a time it was considered inexpedient. In fact, there were as many remedies suggested as there were people present. One of the doctors suggested, and with great emphasis almost demanded, an operation, which was not acquiesced in by any one present, his reasoning being that inasmuch as traction had been of no avail, and as the bowels had been strangulated for some forty-eight hours, death must certainly ensue in ten hours more, hence nothing could be lost providing the operation was not a success. The next question was, who would operate? The older men present, considering an operation inexpedient, refused to have

anything to do with it, consequently the affair was left with Dr. Lance and myself. However, before the older doctors departed, they suggested that we send thirty miles for an old-school surgeon to do their work.

This suggestion was treated with disdain by Dr. Lance, who declared, rather than do so he would operate himself, although he did not feel competent to do so. At this time the delegation left the patient in our hands, but not without many misgivings. The vomiting continued incessantly, and the doctor departed after his instruments and necessary dressings. After about one-half an hour, Dr. Lance returned well prepared, with Dr. Boardman, also of Montpellier, and another whom I do not remember. Dr. Lance and myself performed the operation in the following manner: Having etherized the patient, the belly was washed with sublimate soap, and washed again with sublimate solution, 1 to 2000. We made a parietal incision three inches in length, parallel with the ribs and over the swelling; cutting through the skin and adipose tissue; the facia was divided on a grooved director, and the bowel, which was found black in spots, was revealed. After examination it was found why the traction resulted in no good, because the bowel had pushed itself under Poupart's ligament instead of over it. And after breaking up slight adhesions, it was pushed into place, making a gurgle in its descent. The perineum was stitched together with catgut ligature by a saddler's suture, and the same through adipose tissue and skin.

After washing the wound with solution of sublimate, 1 to 2000, it was covered with two thicknesses of cotton, and the whole tightly bound with roller bandage.

The vomiting, which had been a very troublesome symptom and also a persistent one, had stopped. The patient was replaced in bed with hot bottles at his feet, covered with blankets, and left to his dreams. Early the next morning he was seen, and was found to be in a very comfortable condition; pulse 75, temperature normal, and some appetite. It was found that after the operation he had rested well during the night. An enema of $\frac{3}{4}$ milk and brandy once in four hours.

May 25. Pulse 75, temperature normal, appetite better; had drunk considerable milk and coffee. Rectal feeding was stopped; had had two natural movements of the bowels during that day, and at night was very cheerful indeed, and complained of no pain or soreness.

May 26th. Pulse, 75; temperature, 99 1-5. Appetite good. He still remains very cheerful. During the night had rested well, having ordered a sponge bath before retiring. This day he had two natural movements of the bowels.

May 27th. The symptoms remained the same as the day before.

May 28th. The patient had all the signs of rapid convalescence. Pulse and temperature normal. Appetite good, and one movement of the bowels.

May 29th. Same general symptoms prevailed. It being the fifth day after the operation, the wound was undressed and found to be perfectly healed. No sensitiveness to the touch. The surface was again washed with a solution of sublimate and redressed as before.

May 31st. At six a. m. the patient was seen and found as usual; considered him out of danger.

At 10 p. m. was hurriedly called, and found the patient in a critical condition, the cause for alarm being a severe hemorrhage of the lungs, from which he died in thirty minutes after arrival.

Post Mortem.

On opening the abdomen no black or discolored spots were found on the gut that was seen at the time of the operation, they having disappeared. The bowel was in a normal condition, the wound entirely healed, and in fact, the results of the operation an entire success. The cause of death was due to the hemorrhage of the lungs alone.

This case is reported to show how often a life is sacrificed by the too timid surgeon being afraid of the consequences. And I think that many a life might have been saved had the surgeon done his duty. Not that I advocate heroism particularly, but I certainly advocate a surgeon or physician doing his duty, his whole duty, toward his patient.

Providence, R. I.

EDGAR C. GATES, M. D.

VETERINARY PRACTICE.

Last spring I was called to see and prescribe for a valuable six-year old stallion. The owner said he couldn't make him take on flesh. He was indeed a sorry-looking object; hair standing and dead-looking; bones very prominent; membranes of the eyes and mouth of a yellowish color; skin covered with

eruptions; so weak that when they attempted to move him he nearly fell. Some days he would eat his feed, and others only part of it. They had worn a shield on him during the last season, but had never seen him masturbate. The attendant said he had noticed a white, gummy substance on the hair inside of the hind legs. I examined the sheath and found some moisture. I considered I had found evidence sufficient to diagnose his condition due to masturbation. I ordered nutritious food, daily exercise, and grooming; prescribed *Sulphur* θ and *Saw Palmetto* θ , 20 gtt. three times a day alternately. I did not see him again for three months. I was agreeably surprised to see the improvement; he was fat, sleek, and full of life. The owner said, "When you told me to give this horse only twenty-drop doses of medicine, I thought I might as well give just so much water, and I consider it almost a miracle; he could have been bought for fifty dollars, but now it would take six thousand." I ordered medicine discontinued, and pronounced him well.

CASE II. Was called to a neighboring town by rail last winter to see a mare which was suffering from severe labor pains; the owner said she had been suffering for twenty-four hours, and that she was not due to foal for three months yet. The vulva was swollen and of a purplish color. The pains returned about every five minutes. I administered a one-drachm dose of *Viburnum prunifolium* θ , and in a half hour repeated the dose; the pains ceased entirely in an hour, and this was all the treatment she had. She had no further trouble, and in proper time she foaled a live colt.

CASE III. Last October I was called to see a fine Jersey cow. I found her lying on a hillside and not able to get up. Head turned to the side, muzzle resting on the ground. Upon lifting the head the jaw dropped and hung without power to close. Mouth cold, eyes glassy and staring. Muzzle dry, rumination had ceased. No action from bowels or bladder. She had calved the previous day without any assistance. Diagnosis: parturient apoplexy. Prognosis, reserved. Treatment: withdrew urine by catheter, prescribed *Aconite nap.* and *Belladonna* θ , ten drops every two hours alternate, and gave instructions to the attendant to not allow her to lay on her side. I have found from past experience that they grow worse rapidly when permitted to do so. I saw her again in the evening, and found her lying in a natural position. Head up, but barely power to hold it in that position. The mouth was closed, pupils dilated, eyes not so glassy, no

action from bowels or bladder. Drew urine with catheter, and gave an enema of warm water and soap. Ejected some manure with the enema, which was dry and black. Gave *Pilocarpine hydrochlorate*, two grains hypodermically, and left to be administered every alternate three hours, *Nux vomica* 3x and *Belladonna* 3x, dose fifteen drops. Next morning when I called she held her head up; eyes had regained their normal appearance. Bowels moving; passages watery and smelling bad. A glairous discharge from the vulva. Prescribed *Pulsatilla* 3x, *Arsenicum alb.* 6x, every alternate three hours, dose fifteen drops. Called again in the evening. Patient standing and ruminating; discharges from bowels thicker and do not smell so bad; no discharge from vulva. Continued *Arsenicum alb.* 6x alone and three times a day. Two days later patient entirely recovered. Discontinued medicine. This was the first case of recovery from parturient apoplexy in this neighborhood, they having all died, being treated Allopathically.

C. E. BROWN, V. S.

Lafayette, Ind., April 24, 1893.

A FEW POINTS FROM THE TRANSACTIONS OF THE HOMŒOPATHIC MEDICAL SOCIETY OF WISCONSIN.

Two hundred and seventy-one pages cover the Transactions of the Twenty-eighth Annual Session of the Homœopathic Medical Society of Wisconsin.

Not Scared.

President A. G. Leland is not afraid to speak out. Here is a refreshing extract from his address:

"Our brethren of the other branch assume to be regular. The facts elucidated by Dr. Chapman show the absurdity of such assumption. It also explodes the pretense that they are profiting to any extent from the meagre Homœopathic teachings of Ringer, Phillips and Shoemaker.

"According to the sixty-sixth announcement of Jefferson Medical College (old school) a candidate for graduation must have attended two courses of lectures in a regular medical college. The word 'regular' is used in the sense commonly understood by the profession.

"It is not very clear, but it seems that a college to be regular

must be approved by the American Medical Association (a society not so old as our American Institute of Homœopathy), and a physician to be regular must have graduated at such a college. The assumption of regularity is made for the purpose of influencing public opinion, so that all positions of a medical character, in the public institutions of our country, may be secured, and retained, by the school making it. These self-styled regulars also desire to guard the portals of the profession, as members of licensing boards, for a reasonable remuneration. How they can test an applicant in the "science of therapeutics" passeth knowledge—none having studied it themselves.

Secale Cornutum in Typhoid Fever.

Dr. T. S. Hoyne gave a new point on this remedy. The patient was a 17-year-old schoolgirl, who, through checked menstruation brought on by exposure to slush and wet streets, developed typhoid.

"A few days later," says Dr. Hayne, "I received a telephone call to come at once to Englewood to see Dr. Bacon's patient. Upon my arrival the doctor told me that Miss — had hæmorrhages from the bowels that nothing seemed to control. It had lasted about twenty-four hours, during which time he had used *China*, *Phosphorus*, *Phos. ac.*, *Nitric acid* and other remedies, without the slightest benefit. As there was some slight nausea, and the blood passed was of a bright-red color, a dose of *Ipecac* 200x was given. No effect was perceived from this in half an hour. Every five minutes the patient would exclaim: "There, it is coming again!" and with slight straining, out would gush about a teacupful of blood. The sheets, mattress, everything, was saturated with the life fluid.

"There was rapid sinking of the forces, faint spells, great general weakness; pulse slow, scarcely perceptible; profuse cold sweat of the head, face, neck and chest; face sunken, hippocratic; dryness of the mouth and throat with frequent thirst; anxious and difficult respiration. These symptoms are all mentioned by Dr. P. P. Wells, but he does not say anything about hæmorrhage from the bowels. He only mentions putrid, extremely offensive colliquative diarrhœa and involuntary stools.

"So profuse was the flow of blood that I insisted upon an examination to determine whether the blood came from the vagina or rectum. There was no question, as the patient had an evacuation while examining her.

"The effort at evacuation immediately suggested the similar-

ity of labor-pains and this in turn reminded me of *Secale*. A dose of the 200th was given and the discharges ceased at once. For over forty-eight hours nothing passed the bowels and then there were a few black, tarry stools.

"The hæmorrhage occurred on the eighth day, there was no delirium and ultimate recovery."

Cubeba Officinalis.

Dr. Q. O. Sutherland, among other things, has the following to say of this old remedy :

"Its sphere of action seems to be wholly upon the mucous membranes. It has proved curative in all varieties of catarrh: Catarrh of the anterior and posterior nares; catarrh of the stomach, intestinal canal and rectum, and catarrh of the bladder. Prostrorrhœa and spermatorrhœa are maladies in which it has been used with excellent success. It is efficient in chronic bronchial affections with profuse mucous expectoration. Acute nasal, throat and bronchial affections before the discharge begins, and again when the discharge becomes very profuse. Irritability of the bladder, nervous or functional in character, as it occurs in women, is generally relieved by it. In those epidemics of frequent urination, that occur in young women in seminaries and schools about examination and graduating time, probably nervous in character, this remedy rivals and probably excels *Gelsemium*.

"If a young lady or her mother comes to me at such a time, or at any other trying ordeal of her life, whether it be a ball, reception or wedding, and tells me that she is well but has to run to the water closet and pass water every few minutes, this remedy has always given relief. * * * The object that I had in calling your attention to *Cubeba*, was to ask you to give it a trial in acute and chronic catarrh of the nose, throat and bronchial tubes and in nervous and functional disturbances of the bladder in girls and young women. If you will prescribe it according to the indications that I have given you, I am sure you will be repaid. Do not place the name of *Cubeba* opposite any disease and label it sure cure, but study it carefully, and no remedy in the *Materia Medica*, will give you better results when well indicated.

A Pointer on *Helonias Diocia*.

Dr. C. J. Steele, of Milwaukee, Wis., contributed the following, concerning *Helonias diocia*, a confirmation of the merits of

the fine Lilienthal's *Therapeutics*: "In December, 1890, was called on by Mrs. S. for engagement at her labor, which she expected in March following. She complained that her limbs were swollen and the swelling seemed to increase. Also that she had much headache, with an appearance as if specks were floating before her eyes. Urine was scanty and high-colored. Suspecting albuminuria, and fearful for the consequences, I made an analysis of the urine and found in it quite a quantity of albumen. I at once put her under a treatment, which I thought would relieve the trouble, giving first *Apis* and *Apocynum* 3x, alternately. These were continued for several days, when I felt there was no improvement, and substituted *Arsenicum* 3x for the *Apis*. In succession I used *Belladonna*, *Benzoic acid*, *Infusion of Digitalis* and *Cantharis*, with no appreciable result. One day in reading Lilienthal, I found in the list of remedies mentioned for this trouble, *Helonias*, and resolved to try it. The lady had become quite discouraged by this time, and almost resolved to take no more medicines, but I persuaded her to try the *Helonias*, which I gave in the 3x. To my surprise in three weeks the swelling, which was so great that the skin seemed as if it would burst, had greatly subsided, and at the time of her labor, which occurred on April 6, 1891, there was no trouble beyond an unusually hard labor. The pains were very severe, although the time was only six hours, and she said that she never had so great pain.

"Lilienthal gives as the characteristic symptoms indicating this drug. 'Great languor; feeling of weight and weakness in the region of the kidneys; *Albuminuria* after or during pregnancy; dropsy, general debility,' etc. Nearly all the above enumerated symptoms were experienced by the lady in question, and I think that the *Helonias* prevented an eclamptic attack, which in all probability would have occurred at the time of labor but for its use.

BITS FROM THE INSTITUTE TRANSACTIONS OF 1892.

A Little Known Book.

In the report of the Committee on Medical Literature, Dr. J. D. Buck has the following to say of a small book published last year that is as yet but little known.

"The work to which I refer, however, is a modest little vol.

ume by Professor Bakody, of the Buda-Pesth University, translated by Dr. Bauer, and published by Boericke & Tafel. The book contains but sixty pages and bears the title "Scientific Medicine in its Relation to Homœopathy." I do not refer to this work because I agree with the personal views of its author regarding the doctrine of specifics *vs.* symptomatics, for I do not. As a general proposition, mainly disregarding symptomatology, the philosophy of specifics will not hold good, for the reason that a very wide range of functional disturbances, coming within the meaning of symptomatics, and relating the totality of symptoms to drug pathogenesis, and likely to escape microscopic detection as tissue change for a long time, if not for all time to come, are, by the theory of specifics, excluded. The value of Professor Bakody's work consists in placing Homœopathic therapeutics and Homœopathic methods squarely face to face with the newest theories and methods of the old school, and of his ability to hold them there, and challenge comparison and compel attention. For this able work, whatever may be our personal views or favorite theories, Professor Bakody deserves and should receive our sincere appreciation and grateful thanks. In the demonstrated pathological effects of remedies like *Phosphorus* and *Arsenic* he finds justification for the claim that Koch's method is, to use Bakody's phrase, 'rooted in Homœopathic soil,' and 'Koch's method an exact scientific confirmation in vindication of isopathy.' Professor Bakody's ability, as a scientist of first-class repute, to challenge such men and their theories on their own ground, and to give Homœopathy a candid hearing and full recognition, is the point I desire to emphasize."

Homœopathic Journals.

Dr. Frank Kraft says, on the subject of Homœopathic journals:

"The profession—the practical part of it, certainly—the toilers in the vineyard, if not the professional and theoretical contingent, almost with one voice decries the mediæval customs of the midnight-oil scholars and their fine-spun theories, and refuses to read the history or the negation of exploded theories; it asks for succulent facts and ideas, something having a commercial value. It says in effect: 'Let me see what you have in your hand that will do me and my patients good, but let the medical undertaker, yclept the historian and the text-book writers, desiccate or embalm the dead issues and tissues of the school. We want Life.'"

New Books.

Of the twenty-three new books reported, sixteen were published by Boericke & Tafel, and two were foreign works.

From President Kinne's Address.

"In 1825 there was but one lone representative; to-day we number 15,000 in the profession, while there are as many more of the laity who are doing noble service. Our progress in numbers has been in geometrical proportion every four years. In 1836 the first Homœopathic college in the world was incorporated, issuing diplomas to sixteen physicians in six years. Now we have sixteen colleges, graduating annually 500 students. In facilities for didactic and clinical instruction these schools are the equal of any in the land, and to a Homœopathic college is due the honor of first insisting upon an extended course of study of four years, with thorough preparatory education. With pleasure we note that the Allopathic institutions are wheeling into line and elevating their standard of preparatory and collegiate instruction. From all over the land is heard the Macedonian cry for help and healing; but our college faculties have grandly and wisely taken for their motto not how many, but how thoroughly prepared shall be the physicians who profess and practice Homœopathy."

"This Antiseptic Business."

Dr. G. W. Winterburn, so to speak, wrote without gloves in the following:

"Men must have fads, and this antiseptic business is perhaps no worse than another. It is a very much easier practice than Homœopathy, but Homœopathy will do all that is claimed for antiseptis, and something more. The overdone, meddling and dangerous antiseptic practice has no attractions for one who thoroughly understands Homœopathy, and is able to apply it to midwifery emergencies. There are cycles in therapeutics. We are at present passing through the antiseptic cycle in midwifery. Notwithstanding that the application of antiseptics has been fraught with misfortune, and that thousands of women have been injured through the misapplication of carbolic acid, the bichloride of mercury and numberless other poisons which have been so freely administered by persons who have but the most vague and unsettled opinions as to their direct value, but who are always willing to experiment on somebody else's wife, we

yet find men who consider themselves Homœopathists, and who have access to all the splendid achievements of scientific therapeutics, who will stand up here and ask us to embark with them on this treacherous sea of antiseptis.”

The Puerperal State.

During the long consideration of this subject Dr. A. P. Hanchett got in the following, not new, but very true:

“The Homœopathic remedy has not been mentioned. My observation has been that the catheter is not often necessary when the proper remedy has been administered. Theoretically, labor is a physiological process, but practically and as a matter of fact we have a bruised, prostrated and often lacerated patient. Now administer the Homœopathic remedy, Homœopathic to that sore condition. We give our patients *Arnica* if there are not clear indications for some other remedy. It will accomplish the beginning of normal involution. It will remove the probability of septic absorption. It will cure your patient. Let us not be too quick in the adoption of measures for the relief of a condition that might lead us into old-school practices when we have at our hands the Homœopathic remedy—sure, safe and speedy.”

Epilepsy.

Dr. O'Connor said: “A remedy that has done more good in dispensary practice than any other is *Borax*. It is not a Homœopathic remedy, at least I have not given it on Homœopathic indications. I read several years ago in a foreign journal that some one had given it with good results in the first and second triturations. I tried it and was very much pleased with it as far as it went. The patients had fewer spasms, and in one case I am inclined to think that the patient was cured, after some months' treatment, as he has not returned.

“As regards Homœopathic remedies in my private practice, the best results that I have obtained have been from the use of *Natum muriaticum* in the 30th or 200th dilution, a few doses given at first and then intermitted for a week or ten days, and renewed if the spasms return. I have almost given up prescribing for this disease upon the symptoms of the convulsion.”

No Good.

Dr. Van Baun, in his paper on “Pneumonias of Children,” said: “The use of antipyretics, such as *Antipyrrine*, *Antifebrine*,

and *Phenacetine*, together with the much-vaunted *Quinine*, is to be condemned as practically useless."

"Coryza in Early Childhood."

This was the title of a paper by Dr. C. D. Crank.

"Coryza in the infant is often regarded as a simple affair, and by neglect a hyperæmia of the parts is established, which, if not immediately troublesome or serious, may lay the foundations for chronic conditions with their train of aggravations.

"*Natrum mur.* is one of the most frequently indicated remedies. It is called for when coryza is superinduced by gastric derangements. There is usually a good appetite, but faulty digestion and assimilation; a rapid loss of flesh mostly observed about the neck; a copious nasal flow coming on in paroxysms aggravated by exposure to the air; 'the child is forever taking cold.'

"*Sambucus*.—Attacks of coryza from birth; child always sniffling, with occasional acute attack; marked prostration; attacks of suffocation; spasms of glottis; coryza brought on from exposure to strong lights or from sudden change of temperature.

"*Borax* is to be considered when coryza appears during damp and rainy weather; child extremely nervous and irritable, starts and jumps in its sleep and from the least noise. With this remedy we frequently find other mucous outlets involved. The child screams before urinating; leucorrhœal discharge; here, too, we find evidences of malnutrition; 'the child don't seem to grow.'

"*Arsenicum* and *Sulphur* are always to be thought of in this affection."

Materia Medica and Books.

Many interesting comments on books were brought out by Dr. Hughes' paper on "The Teachings of Materia Medica."

"It will be admitted by all," said Dr. Hughes, "that if there is one chair in Homœopathic colleges more important than the rest it is that of Materia Medica. I do not doubt that the governing bodies endeavor to obtain, and often succeed in obtaining, the best men available to fill them. But from books that have lately been published, from articles I have read in our journals, and opinions I have seen expressed, I have grave doubts whether the subject is always taught in the best possible manner, and whether justice is done in the process either to the master or to his method. * * * What is to be the remedy for this disastrous drift? It lies, I think, in the direction which

I have indicated; it is the better teaching of *Materia Medica* in our colleges, the founding this first of all on the pure pathogenetic effects of drugs. I would urge the making a clean sweep from our lecture rooms of all text-books which do not keep those prominent and distinct. Where Hahnemann has proved any substance, let the teacher begin with his article upon it in the *Materia Medica Pura*, showing the book to his students, and encouraging them to consult and one day to obtain it. How few practitioners, how few writers on and expounders of *Materia Medica* (tell it not in Gath!) possess this work of the master or have ever seen it? And then, for later work done with such medicines, and for the many which lie outside the Hahnemannian list, there are two unexceptionable sources of knowledge. If the schematic form be preferred there is Dr. Allen's *Handbook*, where our symptomatology is purged of the dross which encumbered it in his larger work, and where its curative applications appear only in notes. But it seems to me—and I think Dr. Allen will agree in the opinion—that the true place of his book is found later, and that it should serve as a remembrance rather than a primary source of information. The teacher should present drug action, where possible, as he should disease in the form of clinical cases, and for this purpose he has the *Cyclopædia of Drug Pathogenesis*, now complete and accessible to all, where provings and poisonings may be read in their original narratives. This work is avowedly prepared for the student, and it will be a grievous thing if, as far as he is concerned, the labor expended upon it proves to be labor in vain."

Dr. C. H. Mohr: "I presume, however, that Dr. Hughes was led to write this paper because of the non-acceptance popularly in the profession of the *Cyclopædia of Drug Pathogenesis*, of which he is the principal author. I have not examined into that question, but I have no doubt that if our college announcements be examined, it would be found that very few of them mention the *Cyclopædia*; but I want to say that in my judgment it ought to be recommended as a text-book. So far as I am concerned, I would base my lectures upon the *Materia Medica Pura* of Hahnemann and the *Cyclopædia of Drug Pathogenesis*, as we have it now, because in these we have a fundamental basis for teaching."

Dr. J. Morgan: "I want to identify Farrington's work [*Hering's Condensed Materia Medica*] with Dr. Hering's as a matter of conscience. Dr. Farrington's book is simply Dr. Hering's re-modeled by a young and capable editor, added to with great

ability and power of his own. From the first to the last pages, however, you will find Hering's *Classification by Natural Families*—of minerals, plants and animals—and Hering's *Clinical Observations*, all being reduced to the fascinating *form* which we owe to Farrington."

Dr. T. C. Duncan: "I once asked Dr. Lippe how he studied *Materia Medica* or a new remedy. He answered that he read the proving over carefully, and continued to read it over and over again until he saw by comparison something which was different from all other remedies that he remembered—something that seemed absolutely characteristic; and the first time he got a chance to give that medicine he would do so, and watch the effect upon that symptom or series of symptoms, and if it produced an amelioration or decided the cure, he put it down in his book as well as in his mind."

Dr. T. F. Allen: "One of the most valuable modes of teaching *Materia Medica* is clinically, and I must say that I have learned something from every man that has spoken. The last two or three years has convinced me of the necessity of teaching *Materia Medica* clinically. I had never tried it until three years ago, and it proved so popular with the class that I wish all you teachers would try it. The first case I took from our professor of clinical medicine. He had, during the previous hour, an extremely interesting case of chronic myocarditis. I had never seen a case of that sort, and during the interval between the hour the history had been carefully written out by the assistants of the previous professor. Those symptoms remained upon the board when I entered the lecture room. I said to the class that here is the case of a man I had never seen, suffering from a disease that I had never seen; there are his symptoms on the board. That man wants help and relief of his pains. No man has ever cured a case of this kind; what are you going to do about it? There were the symptoms so and so. We turned to an index of *Materia Medica*, or *Bänninghausen's Therapeutic Pocket-Book*, and we got forty or fifty drugs for the first symptom; another lot of drugs for the second symptom; another for the third; and so on to the bottom of the list until we saw *Rhus tox.* standing out prominently, and the patient was put upon that prescription. That work impressed upon the minds of the class the importance of studying all the symptoms, and also fixed the leading lines of *Rhus tox.* From that time on we have had a therapeutic clinic every week.

Tarantula Cubensis in Diphtheria.

Dr. W. J. Martin read a paper on this topic supplementing one he read at the meeting of the Pennsylvania Homœopathic Medical Society, and confirming what he then said concerning this remedy in diphtheria.

"*Tarantula Cubensis* is one of that class of priceless remedies peculiar to our school obtained from the animal kingdom; it is an animal poison; it is a congener of *Apis*, *Lachesis*, *Crotalus*, etc. . . . In their application to diphtheria there is a well-defined difference in the class of cases to which either *Apis*, *Lachesis*, or *Tarantula* is suitable. *Apis* and *Lachesis* are called for in cases where asthenia is prominent, whilst *Tarantula* suits cases of a marked sthenic type. In *Apis* we have great debility and prostration from the start, suspicious absence of heat, not much fever, no thirst, etc.

"With *Lachesis* we find asthenia from the start, intense pain accompanying an apparently small amount of inflammation. As Dunham puts it, "the constitutional symptoms are out of all proportion to the local manifestations." Membrane commences on the left side. With *Tarantula* the onset of the disease is sudden and violent; there is intense febrile excitement, as a rule the patient is thirsty, sometimes for small drinks often, and sometimes for large drinks often; anorexia; sometimes vomiting; usually they complain of soreness of throat and painful deglutition; occasionally they do not complain at first of any soreness of the throat and have no difficulty in swallowing; as a rule, both sides of the throat are affected uniformly. The following case illustrates the suddenness of the attack and the violence of the onset:

"September 27, 1891, was called early in the morning to a child of about three years who had been put to bed the evening before in good health and spirits. During the night he awoke sick, vomited, became very hot, complained of pain in the head and throat and stomach, was drowsy and stupid, yet would start up every little while as though frightened, cry a little, and again become drowsy and stupid. The surface of the child's body felt intensely hot. I saw him in about six hours from the beginning of the sickness; he was very hot and flushed, pupils contracted, both tonsils very much enlarged, and both covered by a firm yellow membrane having the color of chamois skin.

"Prescribed *Tarant.* 12, a dose every hour, and called again

in about fourteen hours, when I found the febrile symptoms all very much modified, and the condition of the throat pretty much the same as in the morning. The remedy was now given every two hours.

“For two days more he took the *Tarant.*, steadily improving, and then improvement ceased. Now *Merc. iod. flav. 3*, was prescribed on account of the symptoms presented by the throat. Improvement again set in and continued steadily, so that I had the pleasure of dismissing the case on the seventh day.

“At the time this child was sick there was prevailing a very fatal type of diphtheria in the section of the city where he resided. So violent was it that several of this child’s playmates had died within forty-eight hours of their taking sick. Three other cases in this neighborhood came under my care; all made rapid recovery on *Tarantula*. This was noteworthy from the fact that cases treated by others either died or made very slow recovery.

“I might describe a great many more cases, but think I have now said enough to make clear the sphere of *Tarantula* in diphtheria, as I have found it by continuous use during a period of eight years. * * * So great is my confidence in the power of this drug to cure diphtheria of the variety I have tried to describe, that I feel as though there should be no deaths from this much dreaded disease, if recognized at once, and *Tarantula Cubensis* in the 6th, 12th or 30th potency immediately prescribed.”

HELODERMA HORRIDUS.

The following is taken from a paper by W. B. Clarke, M. D., printed in the *Indianapolis News*:

“With regard to the poisonous character of the Gila monster there is a mass of conflicting evidence as to his ability to kill men, but no doubt that his bite is quickly fatal to small animals. The doubt comes from the difficulty of obtaining reliable and ocular demonstration, because, of course, few men will get bitten. But Professor H. C. Yarrow, of the National Museum at Washington, has the written affidavits of two reputable persons that they had seen a man die from a Gila bite, and I have a California newspaper clipping to the same effect. The Smithsonian toxicological researches, before alluded to, authoritatively demonstrated the rapid and sure action of the poison, and that its

action is different from that of the venom of snakes, the latter destroying life by paralyzing respiration, while the *Heloderma* poison paralyzes the heart. Nor has it any local effect when hypodermatically injected, but goes to the heart just the same. Sir John Lubbock, that close observer of England, also experimented with specimens sent him, and came to the same conclusions, and that the spinal cord has its power annihilated abruptly, and the muscles will not respond to powerful electrical currents. While then, the bite of this interesting creature may not always mean sure death, it is well to handle it with all the evidences of distinguished consideration due its unsavory reputation."

ARGENTUM NITRICUM IN CHOREA.

By Dr. Gross, in Regensburg.

Translated for the HOMŒOPATHIC RECORDER.

The clinical cases which I here publish are not sufficiently explained by the proving of *Nitrate of Silver*, and this remedy may, therefore, fail to find justification in the eyes of the strict Homœopaths for being applied in chorea. No special indications are given in the symptom register, not even approximate as in *Stramonium*, *Zincum*, *Hyosciamus*, *Cocculus*, *Nux vomica*, *Calcarea carb.* and many others, but depressions and irritations of the motor nerves are plentifully recorded, and that lunar caustic has a direct action on the nerve centres, cannot be gainsayed, and may be read between the lines in our *Materia Medica*.

These clinical cases will show that I usually hesitated for a considerable time before giving *Argentum nitricum*, for the reason that being unable to physiologically explain the symptoms, I was forced to consult the *Materia Medica*, lest I should stray into promiscuous generalising and fail to cure, as do the more rational of our adversaries, and yet is so happened that an Allopathic cure brought about in the family of a friend by minute almost Homœopathic doses, drew my attention to and incited me to the study of this drug.

That Allopaths cure chorea with *Nitrate of Silver*, is an old story. But I am sorry to say that I am as little able, as the cultivators of rationality, to give the reason why, or to describe the special form of chorea which, according to our severe as well as indispensable rules, justify the exhibition of *Argentum nitr.*

The following nosographs therefore make no pretense to scientific Homœopathicity; they simply relate facts and empirical cures, and I thought they would be of use in inciting to investigation :

CASE 1. Theresa G., æt. 6½, a robust girl always had been healthy, when two months ago the first indications of chorea began to be manifested, which were treated without success Allopathically by anthelmintics. When I saw the child, on May 2d, I also was impressed with a suspicion of helminthiasis, and the whole symptom complex pointed to *Mercurius*. I accordingly gave *Mercur. sol. H. 6*, a few globules mornings and evenings, and on the 9th day, three lumbrici and a considerable quantity of whitish-yellow tough mucus was discharged. After that, I waited some time without giving medicine. No more worms or mucus were discharged, and the chorea continued unabated. On the thirteenth day of my treatment, I gave *China 3*, twice a day a few pellets, and again mucus evacuation without worms occurred, and as six days after, signs of worms could no longer be discerned, I gave *Calcarea carb.*, still hoping that with the total extinction of the deranged digestion, which made possible the creation of worms, the chorea would abate and cease; three weeks later, during which time *Calcarea carb.* 18th in globules, had been given at first once a day, then every third day, I had succeeded in doing away with the sour smell of the mouth, the attacks of colic and the bloated abdomen, but the chorea remained same as forty days before when I commenced treatment. On June 9th I find the following chorea symptoms recorded in my journal :

Persistent swaying of the body while walking or sitting, as if the spinal column were unable to support the body; there is passive falling of the head from one side to the other; tearing in the arms, jerking the arms outward and upward; uncertainty of the hands; the child must make several attempts before being able to grasp anything with its hands or fingers; its food has to be put into its mouth. Similar jerkings in the lower as in the upper extremities; upward jerkings of the upper thighs and of the feet; to tread securely is impossible. The walk is by starts, a heavy laborious stamping, and she often falls to the floor; can only walk with support with manifold flinging of the lower extremities. Speech is indistinct; she rolls her tongue for several minutes in the mouth before succeeding in uttering a word. All other functions are in order, sleep is normal, and the ailment appears with awaking.

Ordination: *Argentum nitr.* 4, one grain daily, dry on the tongue. On the third day the spasmodic motions of the throat and muscles of the tongue have ceased, the jerkings of the extremities have moderated. The head obeys the will, speech is normal; four days later the child was able to eat by itself, though with exertion. From June 24th on, I gave *Argentum nitr.* 12, in pellets, one dose every third day, and by July 1st her feet felt so secure that she walked in the street alone.

On July 22d, the forty-third of the *Argentum nitr.* treatment, and the eighty-third of the whole treatment, I was able to dismiss her, cured.

CASE 2. On December 28th a girl æt. 4 was brought by its mother. It was a strong child, looking quite blooming. The mother held it fast in her arms, for it could neither walk nor stand. It twisted and writhed and struggled violently, as if suffering most violent pains. The spasms in the muscles of the tongue, in the larynx and trachea, were especially violent. The little patient breathed with difficulty and irregularly, and having at the same time a catarrh of the bronchia, she seemed to suffocate for want of breath. The oblique muscles of the eyes were in full activity which, with a recurring spasm of the *musculus rectus* of the eye, gave her an indescribably sinister expression. The very red face seemed to indicate an active congestion of the brain. But the heart, the pulse and carotids negatived the supposition. For over two weeks this condition obtained, and there was not even a remission during sleep. If the nurse absented herself for a few minutes she would beat her hands and ankles against the sides of her little cot, injuring them.

Otherwise all organic functions were in order. Chorea continuing during sleep is, according to my experience, a bad symptom, and forebodes an unfavorable prognosis.

I prescribed, on December 28th, *Argentum nitr.*, 4th trit., two grains vigorously shaken up in a vial with pellets. Of these pellets I gave a few every six hours. The first night the girl slept without the muscular spasm, and on awaking was able to eat, breathing tranquilly, for the spasmodic condition of the tongue, throat and windpipe had abated.

The rump and the extremities quieted down by January 9th to 20th, so that this attack of minor chorea was cured within twelve days from commencement of treatment.

CASE 3. Lisette G., æt. 11, of scrofulous constitution, flabby muscles, very well nourished, of gentle disposition, was troubled

by chorea symptoms in consequence of a fright, since over eight months. During the whole time this girl suffered with jerks and sudden tearing in the arms and fingers, in consequence of which she had been frequently punished on account of poor penmanship and want of proficiency in fancy work. Her folks frequently remonstrated with her on account of uncanny movements while walking on the street, especially because of needless turnings of the body, for the muscles of the back and neck seem to have been implicated for a considerable time. The layman cannot differentiate in such cases between a bad habit and sickness. On January 12th the girl suffered a second fright. She was knocked down by a runaway horse, and remained prostrate and unconscious. Recovering after a few minutes, she was able to walk, but her face was distorted by frightful convulsions and she beat about her with her arms. When brought to bed she began to nod with her head and to throw it back. She made inarticulate noises and stamped with her feet. Her face was reddened, eyes injected, wild looks. Had violent palpitation of the heart; pulse is hard, beats over 100.

An examination of the whole body failed to disclose any injury, or even a trace of a contusion. *Aconite* 3d quieted the arterial system, but the chorea broke out on the second day in a fearful manner. The whole motor nervous system seemed to be implicated; the hundred and one diverse movements mock description. The child twisted herself in bed, cowered together into a ball, and in the next moment propelled herself to a horizontal position and bent backwards until her head touched her feet. She flung her extremities together and apart with incredible force; she tore the bedding and the clothing of her two nurses, who had to watch her day and night. After three to five hours of such turmoil, quite conscious all the while, she would have a deep swooning sleep for half an hour. At night she slept from four to six hours, and awoke refreshed to a renewal of her affliction. The trembling of her tongue and incessant motion of the muscles of deglutition, and the powerful and irregular expansions and contractions, afforded patient but little time to drink water or beef tea in small quantities, and she suffered with thirst and demanded to eat.

I tried to quiet patient by giving *Opium*, 3d trit., every three hours, a small powder dry on the tongue, but with no effect at all.

After that the choice lay between *Stramonium*, *Belladonna* and

Hyosciamus, and I concluded to give the last. *Hyosciamus* 12th for the first day, and the 3d on the second day, one to two drops every four hours, had no effect to speak of. The motion grew less violent, but insufficient nourishment and exhaustion may have been the cause of that.

To alleviate this misery, I commenced, on January 18th, to give *Argentum nitr.* 2d trit., two grains every six hours, and observed to my joy, that with the fourth dose the tongue became quiet, and the next day the region in and around the neck became more quiet; the head only made slow, simple nodding movements; patient drank without obstacle, and swallowed soup proffered in a spoon—by watching a favorable moment of cessation of the spasms, but she could not take soup in long draughts without interruption—a sign that the will was beginning to influence the motor nerve. The muscles of the rump and of the extremities retained their incessant action until the 5th day of the action of lunar caustic.

From the 22d of January, it was no longer necessary to have a nurse watch the child uninterruptedly. She would writhe and struggle and bend herself, then sit up in bed in a certain rhythmical slow tempo. She ate and drank in the midst of these movements, biding her time. Her speech was altogether indistinct and inarticulate. The other functions proceeded normally. Patient now received mornings and evenings *Argentum nitr.* 4, one-grain doses, and for the next ten days made very satisfactory progress in convalescence. But about this time she experienced a violent shock, a fancied slight, an untimely threat, which seemed to have the effect of a fright, caused a bad relapse.

All symptoms and motions recurred with most intense and increased activity, and all this was accompanied by such intense cutting and burning colic, with diarrhoea and nausea; that I was forced to interpolate *Colocynth.* The stomach and intestinal symptoms subsided in a few hours, and on the day following, we could go back to *Argentum nitr.* 4, which was given every six hours.

From February 3d, recovery made unexpectedly rapid strides. First the motor nerves of the tongue subsided, then those of the throat external and inner, then those of the rump, and lastly those of the extremities; and on February 14th the child was entirely restored to health, on the twenty-eighth day of the medication with *Argentum nitr.*, and on the thirty-fourth of the total treatment.

CASE 4. Margaret L., æt. 16, had chorea for over 2½ years. During the whole first year, the jerks of the extremities and of the muscles of the rump occurred isolated; at home and at school the symptoms were looked upon as a bad habit, and she was accordingly admonished. After that time there occurred distortion of the face, and one-sided contraction of the muscles of the back, so that while sitting or walking, she was bent in a semi-circle. About this time her disposition became strikingly downcast and her character stubborn. She also had attacks of violent toothaches and tic douloureux.

Not until then was a physician (Allopathic) consulted, who treated her for a year and a half without success. The chorea assumed frightful proportions, and the prosopalgia held pace in the aggravation. The physician declared the case to be incurable, but held out a hope that the advent of catamenia might bring a turn for the better.

I saw the patient first on November 11th. She lay in bed; was very emaciated, face pallid, bearing the impress of a deep-seated affliction. The eyes were dim; devoid of expression as if idiotic. The head turned and rocked on the rump in a circular motion; the mouth moved as if masticating, and with the tongue she made a loud, smacking noise. The spine bent in all directions, and the extremities executed hundreds of movements with great force. The uninterrupted agility of the muscles necessitated a close watch night and day; there was a constant danger of the patient being propelled out of bed. The wall was protected by a mattress, because she had beaten her hands and ankles sore already. At night she would sleep quiet for a few minutes to half an hour, very seldom for a few hours at a time, but with the moment of awakening the movements recommenced. Eating and drinking, as well as the least mental disturbance or the presence of strange persons in the sick room aggravated her condition.

The organs of respiration as well as those of digestion were undisturbed; the menses were absent. With all this, patient's mind was very dejected; she wept a good deal, thought herself neglected, and at night she was much pestered by visions; she saw dead persons and ghosts, which made her tremble and perspire with apprehension, and she would only quiet down in a measure if her mother laid down with her in bed, embraced her as close as possible, and loudly spoke soothing words to her. The prosopalgia which had lasted for eighteen months,

proceeded from the last two apparently healthy molars of the left lower jaw, and extended to the left eye. The paroxysms exacerbated to delirium and downright desperation; they were aggravated by touch, by warm food and by noise. It appeared regularly at dusk every evening, and in two or three attacks before midnight. At the same time the chorea rose to the highest pitch, so that even with the best of care she could not altogether be protected from contusions.

I was in hopes of being able, by curing the prosopalgia, to exert a beneficent influence on the chorea. The former ameliorated within about three weeks by the exhibition of *Phosphorus* and *Hyosciamus*, but it took *Ignatia* to heal it altogether by December 14th, or within thirty-four days of the treatment, a cure which lacks the cito.

But my hopes were disappointed; the toothache and neuralgia had disappeared entirely, but the chorea steadily increased in intensity. It was a case of major chorea, with visions, exaltations, hallucinations, with intermissions and paroxysms, the latter appearing on the minute. After midnight was the relatively quietest time.

A strong suspicion of worms, *i. e.*, of ascarides, which had been seen at times some months back in the stool, induced me to lose a week in giving *Spigelia*, *Valeriana* and *Cina*. No worms were passed, and the chorea steadily progressed.

Finally I resorted to *Argentum nitr.*, which twice had done me good service, but which I was loth to prescribe because it had so few of the symptoms of this disease.

On January 9th I gave one powder containing one grain of 3d trit., to be given every forenoon at 10 o'clock, dry on the tongue.

It was high time. Loss of appetite, sobbing, fever, and a serious decrease in strength supervened, with dullness bordering on idiocy.

In the night, from the 9th to the 10th, patient slept from midnight until late in the morning without having had any of the evening and pre-midnight attacks. The visions and hallucinations ceased with that night. On the third day a decided improvement was perceptible also in the muscular spasms. On February 2d the patient for the first time left her bed and was able to sit on a chair, somewhat insecure, for the limbs still made erratic movements. But mouth, throat and rump were remarkably quiet, and she was able to walk with support.

With a tranquil mind, healthy appetite and especially quiet sleep, she soon regained her strength. With the beginning of March the menses appeared copiously and without trouble.

Patient sat and took walks without attendants and help, with only isolated jerks such as she had thirty months before. *Argentum nitr.* was given in the 4th to 6th trit., and in the 12th dilution at greater intervals, and by the 4th of May the girl had entirely recovered her health after having been treated by me for twenty-six weeks, and after having been under the influence of *lunar caustic* for sixteen weeks.

Chorea is a disease that frequently ceases of its own accord. Reputed cures of chorea are oftentimes of little value, and only such can be claimed as being scientific cures in which, after the specificum has been found, a favorable impression is made within a few hours or, at most, a few days after administering the medicine—even though the prognosis was an unfavorable one.—*Allg. Hom. Zeit.*, No. 24, Vol. 64.

PETROLEUM.

A Physiologico-Therapeutic Study, By Dr. Mossa, in Bramberg.

Translated for the HOMŒOPATHIC RECORDER.

I take it that many colleagues are at times in a similar frame of mind with myself, *i. e.*, evince a desire to resort to the original text of Hahnemann's provings, to ponder over the venerable ground-text in endeavoring to investigate a given remedy which happens to incite us to a closer study, and this will be the more refreshing, after having cursorily consulted Compendiums and Repertories, etc., for a time, in the little spare time left to a busy practitioner.

How well has our master Hahnemann understood to give us in plain, unvarnished, terse words, the objective pictures as well as the sensations of the provers in telling phrases. Almost involuntarily, however, the sifting and combining intelligence begins to arrange the commemorated proving into groups or pictures, and the more comprehensive our knowledge of the sick and healthy organisms is, the more pronounced and vigorous will be the illustrations retained; but only actual experience at the bedside will show us the real homogeneity of the manifestations peculiar to a remedy, but torn asunder in the schematized

arrangement. Therefore, the more completely a remedy has been applied and proved, in accordance with our principle, the more thoroughly will we grasp its sphere of action and its possibilities. In the following, I have arranged the therapeutic material, which the Homœopathic literature (and other also), provides in illustration of Hahnemann's provings of *Petroleum*, and hope that thereby, the knowledge of this important remedy may be furthered. May others supplement this fragmentary study.

Sensorium.

A man of full habit, æt. 50, corpulent, presented the following symptoms for several months: Irritable, ill-humored, always silent, sad, reserved, takes no pleasure in any activity, feels heavy, heated pains in the head every morning, violent pains in the back and in the sacrum every morning, convulsive eructations, thin mucous stools with cutting in abdomen, pale face, loses flesh, has considerable perspiration at night and in the mornings. Received *Petroleum* 30, one dose daily for several weeks, and was cured.—*Rukert. Kl. Erf. I., p. 39.*

PROVINGS.—(Hahnemann, Chron. Dis., Vol. 3), symptom 608, dejection. 609. Dejected in the morning, silent, everything looks dark. 613. No desire to work, subjects otherwise pleasing fail to interest him. 615. Very irritable; everything has a depressing effect on him; occurrences which ordinarily gave him no concern disturbed him ever so much; with the best intention could not get into good humor. 9. Heaviness of the head in the morning, with a sense of fullness and heat, (especially with bakers and seamstresses). 385–390. Pains in the sacrum and back of the most diverse kind. 199. Eructation during the whole day. 200. Singultus for several days in succession. (Symptoms of abdomen later). 604. Heavy perspiration at night.

Organ of Hearing.

In paralytic deafness, such as occurs in advanced age, in arthritic persons, and such as sacrificed liberally to venery and to Bacchus. The external ear feels cool to the touch, is quite pale; meatus dry like parchment and has many small scales; the aural duct is either devoid of cerum, or there is a considerable quantity of dissolved thin cerum and numerous hairs; there is either a constant roaring or the clear ring of bells. Such cases have sometimes been alleviated by repeated doses of *Petroleum* 3.—*Lobethal.*

A man, formerly syphilitic and impregnated with mercury, was deaf on the left ear; it felt as if water roared therein, with tearing pains. A dose of *Petroleum* for two evenings cured. (Ibid). A man, æt. 29, suffered for a year with frequent pains in the head and teeth, and at the same time hearing diminished. He would hear a clock, only when quite near, but not at all when ten paces away. There is a continuing roaring, bursting and detonation in the ear. There is much thick cerum in the meatus, but on removing it the hearing is not improved; has many small pustules filled with matter on the chest. *Belladonna* was given without result; *Silicea* 30 alleviated somewhat, but *Petroleum* 18 effected a perfect cure within five weeks.

PROVINGS.—Deafness (especially after using *Nitric acid*), cracking in the ears from time to time, singing in the ears. Rushing of wind before the ears, interfering with hearing. In the evening noises, before the left ear as if from the rushing of waters; at times there is cracking therein. During eructation something stopped up his ear preventing his hearing promptly. Diminished hearing.

Throat.

A man, æt. 40, was suffering for five weeks with severe stitching and burning pain in the back of the throat and below the Adam's apple, especially on swallowing; he felt at the same time stitches darting towards the ear, and burning pain toward the shoulder. Partaking of food or drink, even in minute quantities occasions indescribable distress. Violent thirst, constipated. There is nothing abnormal to be seen in the throat beyond a slight reddening of the tonsils and surroundings. Speech is indistinct and through the nose. *Petroleum* 6, one dose morning and evening, repeated on the third and sixth day, effected a complete cure. In three similar cases of inflammation of the palate, of a dry as well as mucous nature, *Petroleum* also was curative, and that speedily.—*Rueck. Kl. Erf. I., p. 538.*

PROVINGS—Sticking in the throat when swallowing; scraping and scratching in the throat; the inner throat feels as if swollen; sensation of soreness in throat as if ulcerated; on swallowing some of the liquid is forced up the posterior nares; considerable itching in the throat, extending to the ear, on swallowing; sore throat with swelling in the throat, with dryness in mouth and throat so as to take away the breath in the morning.

Abdomen.

In chronic diarrhœas of a mucous nature with abdominal pains, such as fluxus hepaticus and coeliacus, especially in phlegmatic subjects, *Petroleum* is almost a sure remedy. One dose is often sufficient to regulate the disturbances in the abdominal viscera; the dose may be repeated a week after.—*Eventualiter.* (*Lobethal.*)

A robust man, æt. 22, of sanguine, choleric temper, was afflicted for four years with diarrhœa, stupid feeling in the head, vertigo on stooping, aversion to meat, especially to fat, much thirst, a bitterish sour taste in the mouth. Nausea after eating; sometimes vomiting of green and bitter substances. A sensation of coldness in the belly; violent cutting pains in the abdomen, as if with knives, also pinching which extends to the chest. Pains are lessened by doubling up. Sudden violent pressing to stool; must go quickly; afterwards relief, but very much exhausted. Had seven to eleven operations in twenty-four hours. Stool watery, yellowish, followed by burning in the colon. Great prostration; stool also at night. Out of humor, dejected. Gave *Petroleum* 18; two days after the action of the remedy was manifested by the discharges being painless. Within four weeks almost all disturbances of the digestion were better, but *Phosphor.* and *Calcareæ* were needed to complete the cure.—*Rueck. Kl. Erf. I., 841.*

A man, æt. 30, of sanguine, choleric disposition, inclined to be a hypochondriac, had formerly been through an attack of gonorrhœa and syphilis. This was followed by a chronic affection of the abdomen, an enteralgia combined with diarrhœa. This readily occurred after every slight cold or on getting wet feet. During the cholera epidemic he complained of a continuous pressure in the pit of the stomach which radiated towards the back and chest, and up to the throat. *Cupr.* 30 inwardly, and a copper plate on the pit of the stomach, cured the attack. End of October of last year I was consulted for the following conditions: Patient awakes at night with violent colic, coupled with continuous urging to stool. He voids but small quantities of a brown, mucons fluid. During the day occur also several stools more substantial, with tenesmus. His mind is very much disturbed, and he has terrifying dreams at night. The attack was brought on, without doubt, by drinking cold beer on the preceding evening. On October 30th I prescribed five doses of *Petroleum* 30. His condition improved, but on account of the persistent tenes-

mus I interposed one dose of *Sulphur* 30, whereupon he received, on November 23d, six more doses of *Petroleum* 30. Patient enjoys since then excellent health, and especially is the improvement apparent in his jovial frame of mind. Hirschel found *Petroleum* very effective in the chronic diarrhœa accompanying tuberculosis. His observation was also verified afterward by other practitioners.

PROVINGS.—The action of *Petroleum* on the intestinal tract is very extended. We shall also draw attention to the marked indications of helminthiasis, so pronounced in the provings. Pinching in the abdomen and diarrhœa during the whole day. He awakes at 4 o'clock in the morning with violent cutting in the upper abdomen with nausea and purging. Cutting in the abdomen as from a cold, and diarrhœa with pressing stool, dysenteric. Has for two days cutting in the abdomen. First voiding of fœces, followed by bloody mucus with little fœcal matter. Diarrhœa with colic. Watery stool with pains in the abdomen for six days. Feeling of weakness with the diarrhœa. Voiding of much bloody mucus. Frequent stools consisting altogether of bloody mucus, with great prostration. A veritable picture of cholera presented itself. Continuous vomiting with profuse diarrhœa; stools finally consisted of water and blood and shreddy intestinal substances. Face pale, cheeks bluish. For itching in the anus in hæmorrhoidal subjects Hirschel recommends *Petroleum* 5

Urinary Organs.

A man, æt. 38, with black hair, of excitable temperament and troubled with fœtid foot sweat, frequently is afflicted with a morbid affection of the bladder on getting cold feet; this is more especially the case in winter. Thus he was troubled last winter with frequent urging to urinate mostly during the day, but he had also usually to get up twice a night for the purpose. The urine, at first very light in color, was tinged darker of late; it even became blackish at times. It also was of an ammoniacal odor then. At the same time he was troubled with dumb pain drawing from a molar tooth on the right side of the cheek bone. After giving several remedies without result, *Petroleum* 30, finally proved to be curative of his entire morbid condition. Hering recommends it in enuresis; Raue, for weakness of the neck of the bladder, occasioning dripping after voiding the urine.

Allopaths give two to four drops of crude *Petroleum*, two to four times a day, in deficient activity of the urinary organs amounting almost to paralysis, also in retention of urine resulting therefrom. They also recommend its external inunction into the peritoneum and *mons veneris* (Michaelis). It is also recommended in involuntary voiding of urine, in consequence of affections of the bladder (Feichtheimer), also in chronic dropsy, in consequence of deficient activity of the kidneys (Voightel), and right here comes our own Dr. Buchner's recommendation of *Petroleum* in morbus Brightii. Just as *Balsam copaiva*, *Turpentine* and *Kreosote*, can produce morbus Brightii, so *Petroleum* also can produce it, and Buchner differentiates it for morbus Brightii, produced on a gonorrhœic basis, the more so if in presence of fistula ani. Urinary anomalies, red sediment in urine with a shining skin floating on top, brown urine very foetid and of strong ammoniacal odor, with discharge of prostatic juice. In such cases *Petroleum* strongly competes with *Thuja*.

Gonorrhœa.

Shroen declares *Petroleum* to be the best clapp remedy, but administered crude in drop doses. Trinks also corroborates this statement. The predominant affections of the neck of the bladder is, however, a characteristic of this remedy. In individuals who have frequently contracted gonorrhœa, and who have been treated with injections, in case of a repeated infection, the neck of the bladder is strongly affected, and if *Petroleum* meets such conditions it is suitable in the most intractable cases. At times we meet with a fine, scarlet, granular eruption on the prepuce, in cases of gonorrhœa, such as we find mentioned in the provings. With regard to the disintegration of the urine, *Petroleum* resembles *Acid. nitric.*—*Attomyr in Rueckerts Kl. Esf. II, p. 31.*

Jahr finds *Petroleum* serviceable in several kinds of gleet; an observation which I can corroborate from experience. In such cases, however, I find it most effective in a higher potency (mostly the 30th).

PROVINGS.—Has to urinate very frequently, and but little at a time. Voids urine twice as often, and voids much more liquid than he drank—involuntary urinating. Pressure on the bladder; he is urged to urinate ten times of an afternoon, and considerable time always elapses until some urine comes.

Burning of the urine. Burning in the neck of the bladder at the beginning, and the end of urination. Violent contraction

in the region of the bladder, on both sides of the lower pelvis, especially while urinating; during the cramp the flow of urine ceases.

The color of urine is dark-yellow; blood-red and turbid brown. Smell: Very fœtid, smelling like ammoniac; sour fœtid smell. Sediment: Copious red sediment, after some time deposits brownish clouds; has a white sediment. Flow of mucus from the urinary duct, burning pain in, towards evening; sensation as from ejaculation of semen.

Skin.

For chilblains on hands and feet and chapped skin, such as is commonly met with in winter, especially with the female sex, *Petroleum* 30 will be found very beneficial in a majority of cases. (Lobethal). Externally it is applied to this day by the older physicians, and by folklore for chilblains. It is also recommended to anoint with it, the tip of the nose, the hands and feet, as protection in cold weather. Persistent ulcers on the toes, originated by chilblain, with indurated projecting veins, and moist, red, flat bottom, speedily healed with *Petroleum* in three instances. Fœtid sores on the tips of fingers healed up for a time by the use of the same remedy.—*R. Kl. Erf. IV.*, p. 222.

PROVINGS.—Eruption on the head and on the neck, scabs on the scalp, herpes on the chest, on the neck and on the knee; scabbed skin, hands and fingers are covered with bloody welts, especially in winter. Pains in chilblains. Pressure in the large toe, as if it were frosted, or as if an iron band was around it.

Herpetic Eruptions.

Tetter on the scrotum is cured for a surety, by *Petroleum*. (Wahle).

A girl, had for three years an eruption. *Sulphur* ameliorated. At the same time the skin became chapped, and the hands, and she had herpetic spots on the body, covered with bloody welts. *Petroleum* cured the whole condition, so that within five weeks of all herpetic welts, there only remained reddened spots which yielded within a week to *Calcarea carb.* (Jahr).

M, robust, suffered with psoriasis palmanum, implicating the whole palm, it pained and itched, rendering all work impossible; the palm of the hand is covered with thick epidermic scales, interspersed with moist chaps and cracks. Gave, March 13th,

Petroleum 200, in solution one teaspoonful daily. On March 15th, there was a red eruption on the back of the hand, drawing pains upwards along the arm, and a similar papillous eruption along its course, with symptoms such as patient never experienced before. On March 21st, a similar eruption appeared in the bend of the knee and on scrotum. *Petroleum* was repeated later on, and in four weeks the cure was completed. (Rummel).

PROVINGS.—The finger tips became rough, cracked with stitching, cutting pains. Skin looks unclean, even insignificant sores commence to fester and spread. An inflamed large festering sore above the knee. There are small itching vesicles in the angle of the scrotum and upper thigh. Itching pustules on both calfs of the leg. Itching of a red (herpetic) spot inside on the upper thigh.

Reddish itching eruption on the prepuce. Itching perspiration on the scrotum. Redness and moist soreness on one side of the scrotum.

Organs of Respiration.

A short time ago, I read in a medical journal, the following case: A child was afflicted with whooping cough, the worst paroxysms of which occurred at night. All medication was in vain. Whereupon help came in an unexpected manner. The bedstead in which the child slept, was infested with bedbugs, and had been thoroughly rubbed with *Petroleum* during the day, and for a surety the cough was so much ameliorated the following night, that the child finally was able to get a night's rest. Ever after the physician reporting the case suspended a piece of flannel moistened with *Petroleum* from the neck of whooping patients, and mostly with good success.

Hirschel recommends *Petroleum* in "organic" cough.

PROVINGS.—Cough, caused by dryness and scratching in the throat, cough at night caused every time by tobacco smoke, dry, scraping cough, catching one's breath; she cannot let it out. Cough deep in chest, with much expectoration, for a week. Rattling of mucus in the bronchiæ at night in bed. Rattling in the larynx at night before falling asleep, with dry cough. Oppression on the chest as if larynx were constricted, with tickling occasioning dry cough. The chest is very sensitive to cold air, and on having been exposed to it there is great oppression the day after.

Extremities.

Rheumatism: It is surprising that we do not find *Petroleum*

mentioned in our literature for this affection, while it is a favorite popular external application in such cases, and this use seems to be on the increase.

Dr. H. reports in Vol. 3, of the *Int. Hom. Presse.* anent an epidemic according to Rademacher, in which *Petroleum* was the ruling remedy, that *Petroleum* was a great popular remedy for all kinds of acute and chronic rheumatism, resp., "gout." In domestic practice *Petroleum* is used in my vicinity, externally, for all sorts of ailments, and especially in a most extensive way for rheumatism. A farmer, in my neighborhood was afflicted for five years with a high grade chronic rheumatism of the lower extremities. All schools of physicians were tried, and sulphur and other baths were used, but to no purpose. He then used free inunctions with *Petroleum*, and under its use there was a series of eruptions of pustules, and as soon as these came on there was a surprising mitigation of the old complaint.—*From the Allg. Hom. Zeitg.*

BOOK NOTICES.

A Practical Treatise on Materia Medica and Therapeutics, with Especial Reference to the Clinical Application of Drugs. By John V. Shoemaker, A. M., M. D., Professor of Materia Medica, Pharmacology, Therapeutics, and Clinical Medicine, and Clinical Professor of Diseases of the Skin in the Medico-Chirurgical College of Philadelphia; Physician to the Medico-Chirurgical Hospital; Member of the American Medical Association, of the Pennsylvania and Minnesota State Medical Societies, the American Academy of Medicine, the British Medical Association; Fellow of the Medical Society of London, etc., etc. Second Edition. Revised. In two royal octavo volumes. Volume I, 353 pages; devoted to Pharmacy, General Pharmacology, and Therapeutics and Remedial Agents not Properly Classed with Drugs. Volume II, 680 pages: An Independent Volume upon Drugs. Volume I, in cloth, \$2.50, net; sheep, \$3.25, net. Volume II, in cloth, \$3.50, net; sheep, \$4.50, net. Philadelphia: The F. A. Davis Company, Publishers, 1914 and 1916 Cherry Street.

Two very handsome volumes, embodying what may be looked upon as the very latest in Allopathic Materia Medica and Therapeutics. For the philosophy of that school, from the present

point of view, we may quote Dr. Shoemaker: "The origin of specific infection comes from without; the genesis of toxic processes is to be sought within the organism. In each of these two great morbid types the tissues and the organs are injuriously affected by the presence of abnormal chemical products. The grand object of modern therapeutics is, therefore, to prevent as far as possible the formation of these deleterious substances; or, when this effort has failed to promote their speedy and thorough elimination." This theory, that disease is nothing else than the presence of some extraneous substance in the body, with its attendant results, which must be driven out, although the modern view, is not new; indeed it reaches back a long way in time. The second volume is devoted to drugs. Among these is *Lycopodium*, from which a tincture is made by first "subjecting the powder to prolonged trituration with sugar of milk, after which it readily dissolves in alcohol." This tincture is good for "flatulent dyspepsia" according to Greene. "*Lycopodium* has also been employed for the treatment of rheumatism, dyspepsia, pulmonary and renal diseases. Sectarian physicians use it triturated with sugar of milk in minute doses," etc. *Aconite* is "in the first rank in the treatment of fever processes, but in order to get the best results it should be given in fractional doses"—a teaspoonful from a tumbler of water in which the fractional dose has been put. *Belladonna* is a remedy for scarlet fever. *Drosera* may be used for whooping cough. *Ipecacuanha*, among other things, will control vomiting. *Camphor* is a remedy for cholera, and *Pulsatilla* may be prescribed for certain female complaints. But notwithstanding all this, and much more of a similar nature, the book is by no means a Homœopathic Materia Medica. Neither can one learn Homœopathy from its pages. It is an excellent work of its class.

"THE Standard Dictionary of the English language," which Messrs. Funk & Wagnalls, of New York, are bringing out is rapidly progressing, and will make a strong appeal for the first place among dictionaries when issued. Professor Peabody, of Harvard University, says that this dictionary "will prove of invaluable service, and will last while the English language remains essentially unchanged," which means a long time, indeed. The work is promised by next December, and buyers will do well to get a prospectus of the new work before deciding on a dictionary.

Homœopathic Recorder.

PUBLISHED MONTHLY BY

BOERICKE & TAFEL,

1011 Arch Street,

Philadelphia, Pa.

SUBSCRIPTION, \$1.00 PER ANNUM.

Address communications, books for review, etc., for the Editor, to E. P. Anshutz, P. O. Box 921, Philadelphia, Pa.

PROPOSED REPRINT OF HAHNEMANN'S CHRONIC DISEASES.

In the last number of the RECORDER, the announcement was made that Messrs. Boericke & Tafel were endeavoring to bring out a new edition of Hahnemann's famous work, *The Chronic Diseases*. The terms on part of the publishers are, a sufficient number of preliminary subscribers to enable them to see their way, covering the cost of, at least, a part of the paper and type-setting. Among the 15,000 Homœopathic physicians this ought not be a very difficult matter. The book, for it is proposed to issue the original five small 12mo volumes in one volume, to match the English reprint of the *Materia Medica Pura*, will be about 1200 pages, printed on fine paper, and bound in half morocco only, the endeavor being to make it in respect to paper, binding and printing, a credit to Hahnemann and Homœopathy. The first and only edition of this noble book, containing the ripest fruits of Hahnemann's genius and experience, was printed in the year 1845, and has been out of print for many years, to the real loss of the profession; for it contains Hahnemann's proving, the basis of the Homœopathic *Materia Medica*, of a large number of the greatest remedies, such as *Sulphur*, *Silica*, *Arsenicum* and others of perhaps equal value; in short, the great "anti-psoric" remedies. The reissue of this work is not merely a sentimental matter, but one of real value to all students of *Materia Medica*. Send in your subscription *at once*, in order that the great work may be pushed rapidly to completion. The size of the work will be about 1200 large 8vo pages, on fine paper, half morocco binding, \$8.00 net, delivered free to subscribers. Subscribe through your pharmacist, or send subscription direct to the publishers, Boericke & Tafel, 1011 Arch street, Philadelphia, Pa.

IF.

Since the announcement of the publication of that \$100.00 pamphlet, a profound silence on the subject of Homœopathy has brooded over Dr. Gould's columns, broken only by the following, on May 27th:

THE END OF HOMŒOPATHY.—In a paper read before the Philadelphia County Medical Society, Dr. John B. Roberts, with entire sincerity of spirit, indicated numerous points of resemblance between so-called Homœopaths and regular practitioners, and points out that the treatment pursued by both is practically the same. If the position that Dr. Roberts takes is the correct one (note well, however, the qualifying *if*), there is no true Homœopathy, and those who have designated themselves Homœopaths will do themselves credit, and increase their usefulness by absolving themselves of all sectarian designation. Under such circumstances we believe that we could bring ourselves to forgive them their little and fading delusion of *similia similibus curantur*.

To be sure, "*if*." Apropos of this little "will you walk into my parlor?" overture, the following from the last transactions of the American Institute of Homœopathy is good reading. It is an extract from the paper of Dr. H. M. Paine, of Albany, N. Y.:

"The old school leaders demand and are endeavoring to bring about a forced alliance of the three schools ostensibly for the purpose of establishing uniformity of standards, which they hold, with some show of reason, can only be secured by means of a union of effort in the single examining board.

"This, however, is not by any means their only purpose. Many of them are, with recognized sagacity and acknowledged shrewdness, making special and effective use of the present reformatory laws for securing a union in the single examining and licensing board, whereby the disintegration of the Homœopathic school will be hastened, and it is believed, in the end will be surely accomplished.

"They frankly tell us, without the least hesitation, that by means of the instrumentality of the single board system, with minority Homœopathic representation therein, it is proposed to immolate us and our school on the altar of medical licensure; and they grimly invite us to participate in the formalities of our own funeral.

"The Allopathic leaders unhesitatingly tell us, and tell us plainly, just what use they intend to make of the single board system; hence, if we accept it, and take the minority position always assigned to our representatives, we shall do so with our

eyes wide open; we will walk, in meridian brightness, straight into the net adroitly laid for our sure destruction."

"The following samples express unmistakable evidences of an intensity of antagonism, and of a firmness of purpose, to quietly yet surely make use of the means at hand for our destruction, under the guise of fraternal fellowship :

"Dr. D. B. St. John Roosa, in his noted address, advocated the single board system, because 'it would obliterate sects in medicine.'

"He also stated, in my hearing, that 'Homœopathic physicians held to the name as a trade mark for business purposes.'"

"An old-school graduating class was recently told, that these mountebanks (Homœopathic physicians), while giving common drugs in physiologic doses, are willing to sail under false colors for the sake of the practice it brings."

"An old-school physician, speaking of the working of the Alabama board, stated that 'as there were only a few Homœopathic physicians in that State, and as no new ones could enter except through the (old school) County Examining Boards, it was confidently expected that school would soon die out or be absorbed into the Allopathic, and in that way would be gotten rid of.'"

"Another, in describing the action of the Virginia Board, stated, that 'when the Homœopathic physicians in that State moved for a separate Examining Board of their own, they were given a representation of five' in a single board of about twenty members, in order, as he tersely stated, 'to smother them.'"

"It is unnecessary to multiply these quotations. The fact is patent that the establishment of single State Examining and Licensing Boards can, and doubtless will, be used for destructive purposes, as far as relates to the maintenance of the Homœopathic as a distinctly recognized and influential school of medicine."

VERDI'S "SPECIAL DIAGNOSIS" FROM THE ECLECTIC POINT OF VIEW.

Dr. Verdi is a very noted Homœopathic physician of Washington City, D. C. I have had the very great pleasure to examine the above named work, and it is one of the best works for reference for the busy physician. In this concise work will be found very clear diagnosis; and the indicated remedies in each disease and for the various stages of the diseases.

While Dr. Verdi recommends *Aconite*, *Veratrum*, *Opium*, *Belladonna* and other toxical remedies in small doses, yet he gives *Quinine* in full medical doses, and hence the work will meet the very hearty approval of eclectic physicians, and ought to be carefully examined by all Homœopathic physicians. It was designed as a guide for the non-professional, and will prove a very safe one to those who are capable of using such a guide, but as it is plainly written, and the only real symptoms of disease mentioned, and the direct indications for each remedy pointed out, it will undoubtedly prove a valuable help to the physician. The work brings out many ideas that are not found in other works, so it can be consulted with benefit by the old as well as the young in the profession.

It is not like most Homœopathic works, that deal in the infinitesimal and unreal, but tells what it has to tell so that the mind can take hold of it and utilize it.

I. J. M. Goss, A. M., M. D.

Marietta, Ga.

BOERICKE AND DEWEY'S "TWELVE TISSUE REMEDIES."

Nearly every Homœopathic practitioner is familiar with one or both of the previous editions of this work, and to those who were pleased with them we would say that this last edition is better than either of the others, having had much more of the same character of material added to it which is to be found in the previous editions. To the extent of the additions is the book a better book.

While it is impossible for the educated physician to practice medicine with the twelve tissue remedies alone, with the comparatively little pathogenic knowledge at command, yet they are drugs which often produce results we struggle in vain to obtain with other agents. There is no doubt in our mind that these medicines, in producing curative results, act in accordance with the law of similars, and it is also true that there is quite as much known of their disease-producing power as is known of the pathogenesis of many other drugs which are in daily use as accredited "Homœopathic remedies." Therefore, the Homœopathic practitioner of the strictest sectarian type may consistently use the twelve tissue remedies of Schüssler, and the best indications for their use are noted in this work of Drs. Boericke and Dewey.—*Southern Journal of Homœopathy.*

McMICHAEL'S COMPENDIUM.

Of the making of books there is no end, but the number which stands the test of time, and prove of permanent value are exceedingly few. Whether this work will be received with favor, depends largely upon the means

taken for placing its merits before those who should be interested in its arrangement. It is an admirable, and at the same time comprehensive combination of the *Materia Medica*, clinical verification as well as a complete *Repertory* of the same as applied to the Digestive System. In reality it combines three distinct sections within the one cover. While some suggestions of a minor nature might be made, on the whole it is a decided improvement over any previous arrangement known.

The ability to differentiate between remedies of marked similarity is possessed by a comparatively few, especially when the "image" is not perfectly taken. Great assistance is afforded the busy practitioner as well as the student, whose opportunities for verification in clinical practice must of necessity have been limited.

Every symptom given in the section on *Materia Medica* has been verified in practice, and its appearance in the section on *Therapeutics* simply serves to give a clearer idea of the action of the remedy by the slight difference in its phraseology.

The *Repertory* of each section is to be highly commended for the following reasons :

1. Each symptom given is not abbreviated.
2. The symptoms are arranged alphabetically, instead of appearing under some anatomical organ or regional classification. If there are more than one prominent suggestion in the symptoms, the same symptom may be found under the different headings, for example, "Rumbling in the abdomen, with emission of much offensive flatus," may be found by turning to words, Rumbling, Abdomen, Emissions, Offensive or Flatus; the symptom in full following each caption.

A brief review, such as this must necessarily be, fails to give a clear or comprehensive idea of the magnitude of the work; and without doubt, the publishers would be willing to send you sample leaves of the book. The work has our unqualified endorsement, and we trust will secure many readers.—*The Medical Advance.*

DR. WOOD'S WORK ON GYNECOLOGY.

All the cuts, half tone and others, for Dr. Wood's work on gynecology are in the artist's hands, and many of them completed. There are few (probably none) books on this subject that are so well and fully illustrated as this one will be.

"SAFETY IN CHOLERA TIMES."

Boericke & Tafel propose to keep up with the procession, so they are out with a nice little book, well printed and well bound, entitled "Safety in Cholera Times." The book claims to give full directions for the cure and prevention of the disease, and we think the claim is well founded. It is a condensation of the best works on the treatment of cholera, and is intended solely for the public.—*Northwestern Journal of Homœopathy.*

BRADFORD'S HOMŒOPATHIC BIBLIOGRAPHY.

Dr. Bradford has performed a task that entitles him to the gratitude of the entire profession. The work that he has prepared is very valuable. It is valuable as a historical record, valuable to every Homœopathic physician who is forming a library, and as a work of reference it will be prized by every worker in our school.

The work contains, in Part II., condensed histories, data and bibliography of the Homœopathic societies, colleges, hospitals, asylums, homes, sanitariums, asylums for the insane, dispensaries, pharmacies, life insurance, legislation, now or at any time existent in the United States. Thus the field that is covered by Dr. Bradford's work will be seen to include everything about which one could possibly seek information. The part devoted to bibliography, however, is of chief interest, and is rich in records well worth preserving. We bespeak for the book a large sale, which is well deserved both by author and publishers.—*The Medical Era.*

**THE HOMŒOPATHIC THERAPEUTICS OF
HÆMORRHOIDS.**

The popularity of this little work is evident since a second edition has been demanded. It gives under each drug, the subjective and objective symptoms, aggravations and ameliorations, and the concomitant symptoms, thus giving in a nutshell the most important symptoms of the most common remedies for this distressing complaint. It is a valuable book.—*The Argonaut.*

PHYSICIANS visiting the World's Fair are invited to have their mail addressed to the care of Boericke & Tafel, 36 East Madison street, Chicago, Ill., where it will be retained until called for or forwarded as requested.

“THE resolutions [at the last meeting of Missouri Institute of Homœopathy] of Dr. Runnels, censuring the professed Homœopathic pharmacies for preparing and advertising “Homœopathic” combinations was timely. The methods adopted by these pharmacies to procure trade is of an order not to be imitated, and we cordially second Dr. Runnels' efforts to clean the Augean stables.

“While the passing of resolutions will not change very perceptibly the commercial greed of these vampires, they do call the attention of the reputable profession to the matter, and by causing the profession to withhold its patronage from these hybrid drug shops, and discouraging others from dealing with

them, the 'honor' (which means purse), of these 'Homœopaths' (!) may ultimately be touched. It is a broad rule which says: 'False in one, false in all.' Homœopathy does not permit of specifics and combinations, and the pharmacy which so states LIES!"—*Dr. Kraft.*

A LIFE OF HAHNEMANN.

The next number of the RECORDER (July) will contain the opening chapter of a "Life of Hahnemann," by Dr. T. L. Bradford, that, we feel assured, will be received with unusual interest by our readers. Dr. Bradford is peculiarly fitted for this work. His years of labor on the recently published *Homœopathic Bibliography* placed a wealth of material at his disposal, and he possesses the peculiar gift (if gift it be) so necessary in a work of the kind—accuracy. In addition to this, he marshalls his matter in a literary style that interests the reader, never becoming verbose or "dry." This serial (it will run through seven or eight numbers of the RECORDER) will, we feel assured, arouse considerable interest, and be of very great use to the Homœopathic profession at this time. The interest will be that always excited by a well-written biography of a noted man, and the use will lie in the presentation to the Homœopathic medical profession of a clear view of the origin of Homœopathy and of the nature of the man through whom it was given to the world. When one has finished reading this "Life" he will have a clearer view of the whole conflict between the two antagonistic medical forces that has raged for so many years; a good many misconceptions, and, it may be, some prejudices, will be cleared away, and he will arise a truer and better disciple of *Similia* than ever, because a more intelligent one.

DR. EDWARD T. BALCH, of Summerland, Cal., writing of books, in a personal letter to the publishers, says: "Allen's *Symptom Register* is the *best*, the *very best*, we have in our school. Many a time have I been puzzled on a special symptom, to find light in Allen."

"I HAVE used *Passiflora*, in both large and small doses, and in no case have I had any bad after-effects. It is a safe, reliable remedy.—*Dr. H. M. Hennel.*

PERSONAL AND IMPERSONAL.

Dr. Frank Kraft, of Cleveland, has withdrawn from all college work in order to have more time for his practice and his journal, *The American Homœopath*.

Dr. Boocock writes that the cases he put on *Heloderma hor.* (see April RECORDER), have completely recovered, save the chronic one, and that has improved wonderfully. *Heloderma* may rival *Lachesis*.

Dr. Herbert Beals has removed his office to 176 Franklin street, Buffalo, N. Y.

A Homœopathic physician is wanted to locate at Tallahassee, Fla. Mrs. R. B. Hilton, of that city, will answer inquiries.

Dr. G. H. Parkhurst has removed from Brooklyn to Greene, N. Y.

Dr. J. B. Garrison, of New York, will spend the summer at Manhusset House, Shelter Island, L. I., N. Y.

Dr. A. H. St. John has removed from New York city to Walton, N. Y.

Homœopathy is doing enough "sassing" at its Gould funeral to delight the heart of Dr. Depew.

"No disease, no medical science; no bugs, no disease; ergo no bugs, no medical science. *Quod erat demonstrandum.*" *Foulon.* (*Clinical Reporter.*)

Subscribe for Hahnemann's *Chronic Diseases*.

The RECORDER's readers are respectfully asked to send any experience they may have with the new remedy, *Heloderma hor.*

The *Denver Medical Times* quotes three pages from the RECORDER. Keep up the practice, Mr. Editor; it will improve your journal mightily.

They won't mix—as Dr. Obetz has probably discovered by this time.

Some day all the world will be Homœopathic. Other systems quickly spring up and as quickly die, but *Similia* presses steadily forward, and it turns not, for it is more than a system or science; it is a Truth.

Boericke & Tafel's Pure Unfermented Grape Juice at 50 cents a quart, is a go.

A recent decision establishes the precedent that a quack medicine man can be libeled.

Dr. Wm. Tod Helmuth is now Dean of the New York Homœopathic Medical College.

"The work is clear, concise, thoroughly systematic and eminently practical," so says *The Journal of Ophthalmology* of McMichael's "Compendium of Materia Medica, Therapeutics and Repertory of the Digestive System," etc.

If you are looking for an eye-book, take Norton's *Ophthalmic Diseases and Therapeutics*. It is the latest publication on the subject, and the most satisfactory to the general practitioner.

Advertise in the HOMŒOPATHIC RECORDER and your money will not be wasted.

"I disbelieve in the microbes, except as secondary and minimal cases rather than causes."—*J. J. Garth Wilkinson, M. D.*

For Sale.—A well-established Homœopathic business in Richmond, Va. A complete stock of medicines and twenty special recipes. Cheap for cash, as owner wishes to give up business on account of health. Address R. P. D., 705 East Main street, Richmond, Va.

The Baltimore Homœopaths have worked the deadly parallel column from the Board of Health's books, with the usual effect—Homœopathy a yard ahead.

THE HOMŒOPATHIC RECORDER.

VOL. VIII. PHILADELPHIA AND LANCASTER, JULY, 1893. NO. 7.

THE LIFE OF HAHNEMANN.

By Thomas Lindsley Bradford, M. D.

INTRODUCTION.

Within the last fifty years there have been several biographies of Hahnemann published. The principal of these are:

"Hartmann's Life of Hahnemann," published in the *Allgemeine Homœopathische Zeitung*, 1844. Translations have been made from this; a *resume* of it can be found in the introduction to "Caspari's Domestic Physician," Philadelphia, 1852.

In 1851, a book was published in Germany called the "Biographical Monument." The author has drawn largely from original letters and MSS., he having access to all the manuscripts in the hands of Hahnemann's daughters at Coethen.

In 1875, Albrecht, who was a personal friend of Hahnemann, and able to be accurate, published the "Life and Works of Hahnemann," in Leipsic. It is really a second edition of the "Biographical Monument."

In 1844, Brunnow wrote "Glimpses of the Life of Hahnemann," and this has been translated into English by Dr. Norton, of London.

Ameke, in his "History of Homœopathy," gives glimpses of Hahnemann's life, but his book is rather an analysis of the system.

Kleinert, in 1861, published in parts, at Leipsic, a "History of Homœopathy," in which he presents a concise biography.

Moritz Muller, in 1837, in his "History of Homœopathy," presents facts concerning Hahnemann as far as they relate to the growth of Homœopathy.

Rapou also, in his "History of the Medical Doctrine," Paris, 1847, gives a sketch of Hahnemann's life.

No one has done more than Dr. R. E. Dudgeon, of London,

to present the story of this great man to the English-speaking public. In 1854, he published a book called "Lectures on Homœopathy, the first lecture being a biographical sketch of Hahnemann. To Dr. Dudgeon we owe the translation from the German of the lesser writings and of various others of the works of the master.

In the *Homœopathic World*, Vol. 10, was published a biographical study of Hahnemann that extended through the volume.

Dr. A. G. Hull, in this country, published a short sketch and a bibliography in the *Homœopathic Examiner*, 1841.

Dr. Hooper published a quite accurate sketch in the *American Homœopathic Observer*, Vol. 3, which was also issued in pamphlet form.

Besides these, there have been many sketches, lectures, and fragmentary accounts published. The *British Journal of Homœopathy* is particularly rich in articles concerning the life and personality of Hahnemann. It has been the author's aim to collect all the facts from this mass of material and so arrange them that any one who is interested in this brilliant chemist, learned physician, great reformer and cultured man, can read within the covers of one book the story of his marvelous life. And at this time, when a monument is about to be erected in the city of Washington by the Homœopathic physicians of America in his honor, it is the hope of the compiler of this that it may be also accepted as another Biographisches Denkmal (Biographical Monument) to the memory of the man whose teachings and influence have done so much to rob sickness of its terrors and restore health to humanity.

CHAPTER I.

MEISSEN, THE CAPITAL OF MISNIA.

In the days gone by, there was situated in Upper Saxony, a beautiful town called Meissen; it was the capital of the Margrave of Misnia, and was located on the little river Meisse, near its junction, with the stately Elbe, in a fertile valley rich in corn and vineyards, and was about twelve miles northwest of the city of Dresden.

In the middle of the eighteenth century, the period of which we write, Meissen had about four thousand inhabitants, many of whom were expert artists, chemists and painters. It was a town of importance, for it contained a branch of the Electoral

Academy of Sciences, various cloth factories, and a manufactory for the newly discovered and wonderful "China-glass," or porcelain.

This porcelain factory was in the ruins of an ancient castle, which stood on the side of a mountain near by. The main portion alone was standing; the wings, the former homes of the Burgraves of Saxony, had long been but a mass of ruins. This central building, known as the Albertsburg, had been for many years occupied by the Saxon Margraves, the rulers of the land, but when the Electoral Princes went to live in Dresden, this old and deserted palace of the Prince Albrecht was turned into a manufactory for the beautiful and rare porcelain.

In the town there was a Cathedral church, having a very lofty spire of stone, and within its chapel reposed the bones of the Saxon Princes, the descendents of Frederick the Warlike. An arched church belonging to the castle towered above the steeple of the town church, while over beyond, was the mountain of St. Afra, having upon its side a building that, until the middle of the sixteenth century, had been a Benedictine convent, but was now used as a private school, and was called the "Afraneum" or School of St. Afra. There was also the town school which was known as the "Franciscaneum."

At this time the new art of ornamenting the china-glass with colors, with gold, and with painted pictures, was a great secret, and, as such, was jealously guarded. All the chemists and artists engaged in this work were sworn to secrecy, and only men of well-tried integrity were employed.

Upon the outskirts of the village, not far from the old Albrecht Castle, stood a long, plain building of three stories in height, that towered high above its neighbors, and was known as the Eck-haus. This house, on the 6th of April, 1753, one Christian Gottfried Hahnemann bought from the master-smith Lohse, for the sum of 437 thalers, and set up his household gods within its walls. He was a painter on porcelain, and had come to Meissen to adorn the dainty ware made there. The Eck-haus stood at the junction of two streets, the Fleischstege and the Newmarket. On the ground floor, in a corner room whose two large shuttered windows looked out on the Market Place, there was born upon the 11th of April, 1755, to the wife of the painter Hahnemann, a son, whose wonderful fortunes in life are now to be related. The baptismal register of Meissen contains the following record:* "Christian Friedrich Samuel Hahnemann,

**British Journal Homœopathy*, Vol. 13, p. 525.

born on the morning of the 11th of April, of 1755; baptized the thirteenth day of April of the same year, by M. Junghanns. Father, Christian Gottfried Hahnemann, painter. Mother, Johanna Christiana, born Spiess." The worthy pastor, M. Junghanns, was of the Lutheran faith, and the infant was baptized on the Sabbath after its birth according to those tenets. The date of Hahnemann's birth has usually been given as the 10th, and not the 11th of April. The town register gives the 11th, and at the celebration at Meissen, in 1855, of the hundredth birthday, the 11th was the day selected.

Fortunately we are enabled to obtain certain knowledge about the early days of this great man by means of his autobiography.

CHAPTER II.

STORY OF THE EARLIER DAYS OF HAHNEMANN, TOLD BY HIMSELF.

I was born April 10, 1755, in the Electorate of Saxony, one of the most beautiful parts of Germany. This circumstance, as I grew up to manhood, doubtless contributed a great deal to my veneration for the beauties of nature. My father, Christian Gottfried Hahnemann, together with my mother, Johanna Christiana, born Spiess, for a pastime taught me to read and write. My father died four years ago (1787.) Without being deeply versed in science (he was a designer in a porcelain manufactory in his native place, and is the author of a brief treatise on painting in water colors) he had the soundest ideas of what may be considered good and worthy, and he implanted them deeply on my mind.

To live and to act without pretence or show was his most noteworthy precept, and his example was even more impressive than his words. He was always present, though often unobserved, in body and soul wherever any good was to be done. In his acts he discriminated with the utmost nicety between the noble and the ignoble, and he did it with a justness which was highly creditable to his tender feelings. In this respect, too, he was my preceptor. He seemed to have ideas of the first principles of creation, of the dignity of humanity, and of its ennobling destiny, that were not in the least inconsistent with his manner of acting. This gave direction to my moral training. To speak of my mental training, I spent several years in the public school of Meissen so as to go thence, in my sixteenth year, to the private school (Fürstenschule), in the same place, and four years thereafter to attend the University of Leipsic. There was nothing

noteworthy respecting me at school, except that Master Muller, my teacher in ancient languages and German composition, who besides living a great deal for the world and me, was rector of the Meissen private school, and scarcely has had his equal in industry and honesty, loved me as his own child and allowed me liberties in the way of study, which I am thankful for to this day, and which had a perceptible influence upon my subsequent studies. In my twelfth year he intrusted to me to impart to others the rudiments of the Greek language. Moreover, in his private classes with his boarders and myself, he listened attentively and lovingly to my critical exposition of the old wriſers, and often preferred my meaning to his own. I was often overtaxed and became ill from study, and was the only one who was excused from lessons at times unsuitable for me, and who was permitted to hand in written exercises or other work performed subsequently, and to read foreign treatises on the lessons. I had free access to him at all times of the day, and in many respects was given the preference in public to many others; and, nevertheless, which is very strange, my fellow pupils loved me. All this together speaks volumes in praise of a Saxony private school.

Here I was less solicitous about reading than about digesting what was read, and was careful to read little, but to read correctly and to classify it in my mind before reading further. My father did not wish me to study at all; he repeatedly took me from the public school for a whole year, so that I might pursue some other business more suited to his income. My teachers prevented this by not accepting any pay for my schooling during the last eight years, and they entreated him to leave me with them and thus indulge my propensity for learning. He did not resist their entreaty, but could do nothing more for me. On Easter, 1775, he let me go to Leipsic, taking with me twenty thalers for my support. This was the last money received from his hand. He had several other children to educate from his scanty income, enough to excuse any seeming negligence in the best of fathers.

By giving instruction in German and French to a rich young Greek from Jassy, in Moldavia, as well as by translating English books, I supported myself for the time, intending to leave Leipsic after a stay of two years.

I can conscientiously bear testimony that I endeavored to practice in Leipsic also, the rule of my father, never to be a passive listener or learner. I did not forget here, however, to

procure for my body, by outdoor exercise, that sprightliness and vigor by which alone continued mental exertion can be successfully endured.

During this stay in Leipsic I attended lectures only at such hours as seemed best suited to me, although Herr Bergrath Porner, of Meissen, had the kindness to furnish me with free tickets to the lectures of all the medical professors. So I read by myself, unweariedly of course, but always only of the best that was procurable, and only so much as I could digest. My fondness for practicing medicine, as there is no medical school at Leipzig, led me to go to Vienna at my own expense. But a malicious trick which was played upon me and which robbed me of my public reputation acquired in Leipsic (repentance demands atonement, and I say nothing about names and circumstances) was answerable for my being compelled to leave Vienna after a sojourn of three-fourths of a year. During these nine months I had had for my support only sixty-eight florins and twelve kreutzers. To the hospital of Brothers of Charity, in the Leopoldstadt, and to the great practical genius of the Prince's family physician, named Von Quarin, I am indebted for my calling as a physician. I had his friendship, and I might also say his love, and I was the only one of my age whom he took with him to visit his private patients. He respected, loved and instructed me as if I had been the first of his pupils, and even more than this, and he did all without expecting to receive any compensation from me.

CHAPTER III.

AUTOBIOGRAPHY, CONTINUED.

My last crumbs of subsistence were just about to vanish when the Governor of Transylvania, Baron von Bruckenthal, invited me under honorable conditions to go with him to Hermanstadt as family physician and custodian of his important library. Here I had the opportunity to learn several other languages necessary to me, and to acquire some collateral knowledge that was pertinent and still seemed to be lacking in me.

I arranged and catalogued his matchless collection of ancient coins as well as his vast library, practiced medicine in this populous city for a year and nine months and then departed, although very unwillingly, from these honorable people to receive at Erlangen the degree of doctor of medicine, which I was then able to do from my own attainments. To the Privy Coun-

cillor, Delius, and Councillors Isenflamm, Schreber and Wendt, I am indebted for many favors and much instruction.

Councillor Schreber taught me what I still lacked in Botany.

On August 10, 1779, I defended my dissertation, and, thereupon, received the honorable title of doctor of medicine.

The instinctive love of a Swiss for his rugged Alps cannot be more irresistible than that of a native of Saxony for his fatherland.

I went thither to begin my career as a practicing physician in the mining town of Hettstadt, in Mansfield county. Here it was impossible to develop either inwardly or outwardly, and I left the place for Dessau in the spring of 1781, after a sojourn of nine months. Here I found a better and more cultured society. Chemistry occupied my leisure hours and short trips made to improve my knowledge of mining and smelting filled up the yet quite large dormer windows in my mind.

Towards the close of the year 1791 I received an insignificant call as physician to Gommern, near Magdeburg. The size of the town being considerable, I looked for a better reception and business than I found in the two years and three-fourths which I passed in this place.

There had lived as yet no physician in this little place to which I had removed, and the people had no idea concerning such a person.

Now I began for the first time to taste the innocent joys of home along with the delights of business in the companionship of the partner of my life, who was the step-daughter of Herr Haseler, an apothecary in Dessau, and whom I married immediately after entering upon the duties of this position. Dresden was the next place of my sojourn.

I played no brilliant rôle here, probably because I did not wish to do so. However, I lacked here neither friends nor instruction. The venerable Doctor Wagner, the town physician, who was a pattern of unswerving uprightness, honored me with his intimate friendship, showed me clearly what legal duties belonged to the physician (for he was master in his art), and for a year delivered over to me on account of his illness, with the magistrate's consent, all of his patients (in the town hospitals), a wide field for a friend of humanity. Moreover, the Superintendent of the Electoral Library, Councillor Adelung, became very fond of me and, together with the Librarian, Dossdorf, contributed a great deal towards making my sojourn interesting and

agreeable. Four years thus elapsed, more speedily to me in the bosom of my increasing family, than to the unexpected heir to great riches, and I went about the time of Michaelmas, 1789, to Leipsic, in order to be nearer to the fountain of science. Here I quietly witness the Providence which Destiny assigns to each of my days, the number of which lies in her hand.

Four daughters and one son, together with my wife, constitute the spice of my life. In the year 1791 the Leipsic Economical Society, and on the second of August of the same year the Electoral Mayence Academy of Science elected me a fellow member. Dated Leipsic, August 30, 1791. A foot note in the Hildesheim History reads: "Since 1792 Doctor Hahnemann has lived as foreign resident in the Province of Gotha. He afterwards established an institute for the insane at Georghenthal in this province, but he soon gave it up again. He went to Pyrmont in 1794. (3d volume, page 53, 5th edition of S. Meusel's 'Germany,' 1797.)"*

CHAPTER IV.

SCHOOL DAYS.

The story of the early days of this wonderful man forms a key to all his future. The poor German lad, whose father simply desired for his son the same upright, careful life, as had been his own, was impelled by that irresistible force constituting genius to gain knowledge by every possible means, and to satisfy the demands of a mind eager to understand the many wonders of the world before it. When Hahnemann was five years of age, his father had a habit of giving his son what he called "thinking lessons." Dr. Hering mentions this several times in his writings. He says: "Could the father have foreseen the future greatness of his son? But what was it that the father thought? It has been made known to us. While he looked upon the son so much desired, this was the thought: 'If that boy is permitted to grow up, I will give him lessons in thinking.' As he thought and determined, so he acted. An old man in Meissen, who had forgotten the son, when he heard of his fame, said, smilingly, 'Many a time have I taken a walk with his father, and ever at the certain hour he would say: 'I must go home now, I have to give a lesson to my son Samuel, a lesson in thinking; that boy must learn to think.''"† And the childhood

*Elwert's Nachrichten von dem Leben und schriften jeztlebender deutscher Aerzte. Hildesheim. 1799.

†Programme of Centennial Celebration of Hahnemann's Birthday, Phila., 1855.

habit followed him through his lifetime. It must have been a very earnest desire for knowledge, of which Hahnemann so modestly speaks in his story, that would prompt the great men of the little German village to urge the unwilling father to grant the means of education to his studious son; there must have been something vastly superior about the boy, when the village teachers were desirous of imparting to him knowledge without payment. Imagine the delicate and slender boy of twelve with his earnest and pure face, teaching the rudiments of the Greek language to the other children, or talking enthusiastically about the "old writers," while his good master, the rector, "listened attentively and lovingly" to him. During the days of his boyhood, Hahnemann was in the habit of taking frequent rambles over the hills of his native town, and during this time, he also formed an herbarium of the plants of his beloved Saxony.* It is also related, that in his father's house he was accustomed to study at night, long after the rest of the household were in bed, by means of a lamp fashioned from clay, so that the light was concealed. Albrecht says regarding this circumstance, in a note to his *Life of Hahnemann*:† "His father, says a reliable witness, tried to prevent him from becoming deeply interested in reading and study, and probably may often have wished to frighten him from his books. The boy would endeavor to hide, and would flee with his beloved books to the remotest nooks of the house. The light there was not always sufficient, for we are told that he made for himself a lamp out of clay, with which to study in these nooks, because he feared that his father might miss a light, and subsequently put a stop to his cherished occupation." His studies while at Meissen, included Latin, Greek, Hebrew, and history, physics and botany. His favorite study was medical science.

When he left the princely school of Afra he presented a thesis, written in Latin, upon the "Wonderful Construction of the Human Hand."

During his student life at Meissen he did not enjoy very robust health, and was much favored by his teachers. It was at Easter, 1775, that with his patrimony of twenty thalers and with letters from his teachers to the professors at the University of Leipsic, he set out for that city. Regarding Hahnemann's

*Dudgeon's *Biography of Hahnemann*, London, 1851.

†Albrecht's *Hahnemann's Leben und Wirken*, p. 11.

going to Leipsic, Albrecht says:* "A more accurate account comes from a well-informed source who says: 'His father at first put him in a grocery store at Leipsic. So he was to become a merchant. But tending the store, however pleasant it might have been, was to the intellectual lad something dreadful and unendurable. He stayed but a very short time. He left his employer without any foolish reasons, merely following the inner impulse to a higher calling, and returned to his parents, although dreading to meet his father. His mother, fearing the anger of his father, kept him hidden for several days, until she had succeeded in softening his father's heart, and reconciling him to the wish of his son. With such difficulties Hahnemann was compelled to make his own way at the University at Leipzig.'" A youth of twenty, born and educated in a German village, yet with knowledge of several languages, with but twenty thalers with which to face the future, and yet with an indomitable determination to succeed.

CHAPTER V.

LIFE AT LEIPSIC AND VIENNA.

He began his student life in Leipsic by attending lectures during the day and devoting his nights to translations from the English into the German; he taught also German and French. His lectures in medicine were free, although it is likely that his numerous literary occupations prevented him from attending them regularly. In the meantime he was carefully saving his money, and preparing to go at the end of the two years to Vienna, where the advantages for medical study were much greater. The small sum that he had saved was stolen from him, and it is to this that he alludes as a "malicious trick" in his autobiography. But it is evident that he forgave, as he never disclosed the names of the guilty parties, and says that "repentance demands forgiveness."

During the sojourn at Leipsic he translated the following books, all from the English: "John Stedtmann's Physiological Essays," "Nugent on Hydrophobia," "Falconer on the Waters of Bath," in two volumes; "Ball's Modern Practice of Physic," in two volumes; this in addition to the study of medicine and teaching.

In a Leipsic Homœopathic journal of 1865 was published a

*Albrecht's *Leben und Wirken*, p. 13.

Latin poem composed by Hahnemann soon after his arrival at Leipsic. It is addressed to the distinguished philologist, Professor Zeune, and bears date September 20, 1775, and must have been composed in his twentieth year. It is as follows:

*“ M. Joanni Carolo Zeunio
Professori recens creato
Vota faciunt
tres ejus auditorum
Mich. Christ. Justus Eschenbach
Johannes Fridericus Eschenbach
Christianus Fridericus Samuel Hahnemann, *Autor.*

Quid cessas hillari Pieridum choro
Misceri, Philyrae docta cohors? Age!
Celebrate modis hancce diem bonam.
Digni Calliope diem

Alumni; titulos qui debitos diu
Jam tandem senior (nobilis o pudor!)
Admittit, Caput nostrae Academiae
Non ignobilium Decus.

Penna Fama, volans usque agit integra
Te Zeuni! Pietas cujus et ingeni
Dotes perpoliunt perpoliereque
Nostrum nive animum rudem.

Tu recludens opes et Latiae bonus
Et Grajae, juvenum languida melleo
Minervae recreans munere pectora,
Formas et Patriae et Deo.

A. D. XX Septembris, MDCCLXXV : Lepsiae.
Ex officina Buttneria.”

Not so bad for a village youth of twenty years!

But the knowledge of medicine that he was able to obtain in Leipsic was not so extensive as he desired, and his thoughts turned towards the great medical school at Vienna; and in the spring of 1777 he departed for that place. It must have been soon after his arrival that he was robbed, or in some manner defrauded of his savings, so that for nine months he was compelled to live on the small sum of sixty-eight florins.

In one quarter of Vienna, known as the Leopoldstadt, there was a very extensive hospital conducted by the Brothers of Charity, and in this Hahnemann received instruction under the guidance of the celebrated doctor, Von Quarin. Freiherr Von

**Brit. Jl. Hom.*, Vol. 23, p. 489. *Allg. Hom. Zeitung*, February 13, 1865, Vol. 22, p. 128.

Quarin was body physician to Maria Theresa and the Emperor Joseph, he filled six times the post of rector of the University of Vienna.* In fact, Von Quarin was so impressed by the ability of his student that he made him his especial *prolege*, taking him to visit private patients, a thing he had never before done. Throughout his life Hahnemann spoke of Dr. Von Quarin with great friendship, and credited to his influence the fact that he had been able to gratify his ambition and become a physician.

At Vienna he did no translating, but devoted himself entirely to acquiring the principles of medicine, and to his studies in the hospital.

But his little hoard at last gave out, and he was reluctantly compelled to tell his benefactor of his inability to continue his studies. As he so quaintly expresses it: "My last crumbs of comfort were just about to vanish." Nine months of the delightful student-life had exhausted all his means. Then Von Quarin came to his aid and secured for him the position of family physician and librarian to the Baron von Bruckenthal, who was the Governor of Siebenburgen and who lived in the city of Hermanstadt.

CHAPTER VI.

LIFE AT HERMANSTADT—GRADUATION AT ERLANGEN—RETURN TO SAXONY—DESSAU.

It must have been about the close of the year 1777 that Hahnemann went to Hermanstadt. Here he was far away from everything that could distract his mind from study. He passed the greater portion of his time in the valuable library of his patron. He gained some knowledge of numismatics, and classified and arranged the "matchless collection of ancient coins" that he found there. He carefully catalogued Baron Bruckenthal's immense library of books and rare manuscripts. It was during the quiet, scholarly days, in the secluded library at Hermanstadt, that he acquired that extensive and diverse knowledge of ancient literature, and of occult sciences, of which he afterwards proved himself to be a master, and with which he astonished the scientific world.

He learned also several languages, and must have given much time to philology. When he left Hermanstadt, at the age of twenty-two years, he was master of Greek, Latin, English, Italian, Hebrew, Syriac, Arabic, Spanish, German, and some

*Ameke, p. 58.

smattering of Chaldaic. It is said that when he wished to understand anything in a language with which he was not familiar he at once commenced the systematic study of that language. Here he was unwittingly preparing himself for his great future.

He remained in this hospitable haven for one year and nine months, when he was able to gratify his desire to obtain the degree of physician.

In the spring of 1779 he bade a reluctant good-by to his good friend, the Baron, and to the delights of his library, and departed for the University of Erlangen. Here he attended the lectures of Delius, Isenflamm, Wendt and Schreber. He expresses himself greatly indebted to Schreber for instruction in botany.*

He had been nearly ready to graduate, when his poverty compelled him to leave Vienna, and after listening for a few months to the lectures of the above mentioned professors, he presented himself for graduation. He chose Erlangen for his place of graduation because the fees were less than at Leipsic.

He defended his thesis successfully, on the 10th of August, 1779, receiving his degree as doctor of medicine. The subject of this thesis was, "A Consideration of the Etiology and Therapeutics of Spasmodic Affections." It was published at Erlangen in 1779, as a quarto of twenty pages.

After Hahnemann had obtained his medical degree his first thought was for the hills of his beloved Saxony, and thither he at once journeyed.

He located in the little town of Hettstadt, on the river Whipper, situated nine miles from Eisleben, the capital of Mansfield county, and devoted to copper mining. The place was very small, and the young doctor had but little to do professionally, and remained but nine months, going thence in the spring of 1781 to Dessau. Hahnemann says in his autobiography that he left Hettstadt in the spring time (Frühling) of 1781, after a stay of nine months. He graduated in August, 1779, and there is no account of his whereabouts from August, 1779, to the time of his arrival at Hettstadt, which must have been in the summer of 1780. It is known that Hahnemann at this period of his life practiced medicine for a time in several towns of Lower Hungary. On page 114, vol. 2 of the translation of Cullen's

*It has been said by one of Hahnemann's detractors that he received the degree at Erlangen "in absentia." This is not true; he attended this University and was present at his graduation.

Materia Medica, Hahnemann, in a foot note, speaking of the Intermittents of marshy countries, says: "Cullen is wrong; he seems to have been unacquainted with the stubborn intermittents of hot, fenny countries. I observed such in Lower Hungary, more particularly in the fortified places of that country, which owe their impregnability to the extensive marshes around them. I saw such in Carlstadt, Raab, Gomorrn, Temeswar, Hermanstadt." May it not be probable that the missing year was spent in these places? Dr. J. C. Burnett in "Hahnemann as a Man and as a Physician," London, 1881, page 22, thinks the sojourn in Hungary was previous to graduation, and that he did not remain for a year and nine months at Hermanstadt, but Hahnemann distinctly says that he did remain there for that length of time. At Dessau, on the Mulda, Hahnemann met more congenial society, and also succeeded in gaining some practice. Here he first turned his attention to chemistry, of which he was destined to become one of the most skillful exponents, and of whose skill that greatest of chemists, Berzelius, afterwards said: "That man would have made a great chemist, had he not turned out a great quack." He was also accustomed to take long geological walks; he visited the mines in the vicinity and learned much about practical mining and smelting, that he afterwards used in his writings on these subjects. As he so naively says: "I thus filled up the yet quite large dormer windows of my mind." He became a regular visitor at the laboratory of the apothecary Haseler, where he was enabled to perfect himself in practical pharmacy and chemistry. And here he met his future wife.

CHAPTER VII.

MARRIAGE—LIFE AT GOMMERN—UNCERTAINTY—FIRST ORIGINAL WORK.

Apothecary Haseler succeeded apothecary Kuchler in business at Dessau, and he also married his widow, who was blessed with a young and charming daughter; and the young doctor and chemist discovered in her the beloved "Elise" of many long and trial-filled years. Hahnemann's term of endearment for his wife was the name Elise, and it frequently occurs in his letters to her. But our young genius was poor, and in order that he might soon marry, he obtained the position of parish doctor at Gommern, removing to that place, in the latter part of 1781. Gommern is a small town, only a few miles from Magdeburg,

and Hahnemann was the first physician that had ever been settled there. Hahnemann was married to Miss Kuchler in the latter part of 1782. The registry of St. John's church in Dessau contains the following entry:* "On the 1st of December, 1782, Mr. Samuel Hahnemann, Dr. Med., Electoral Saxon parish doctor in Gommern, twenty-eight years old, eldest legitimate son of Mr. Christian Gottfried Hahnemann, artistic painter in the porcelain manufactory of Meissen, and of his wife, Johanna Christiana, was married to spinster Johanna Henrietta Leopoldina Kuchler, nineteen years old, only legitimate daughter of the late Godfried Henry Kuchler, and of his wife, Martha Sophia, in St. John's Church here."

He settled at once in Gommern and commenced the practice of his position. He had just been appointed to it at the time of his marriage. He also resumed his literary work.

At the end of 1783 or the first of 1784 the eldest child, Henrietta, was born.

It was while living at Gommern that Hahnemann translated, from the French, the chemist Demachy's *Art of Manufacturing Chemical Products*.† Demachy was one of the first chemists of the day, and the French Academy had published his book in order that the people of France might learn the various processes of the manufacture of chemical productions heretofore for the most part kept carefully as trade secrets by the manufacturers, especially by the Dutch. Hahnemann, by his translations into the German, rendered a like service to his fellow-countrymen. About the time he completed his translation a new one was issued by the chemist Struve, of Berne, with additions. Hahnemann added Struve's additions or comments to his own translation, at the same time making copious and original notes on them. Examination of the notes in this book reveals the marvellous chemical knowledge of the young translator. He quotes exhaustively from many authors, in many cases corrects mistakes. He cites ten authors on the preparation of the antimonials, quotes works on lead, quicksilver, camphor, succinic acid,‡ borax. Where Demachy remarks that he knows no work on carbonification of turf, Hahnemann mentions six. Demachy quotes a French analyst without giving his name, but Hahnemann gives not only the author's name, but also the name of his book. Demachy mentions a celebrated German

**British Journal Homœopathy*. Vol. 36, p. 259.

†See Ameke's *History of Homœopathy*, p. 8. ‡Salt of Amber.

physician. Hahnemann gives his name, his book, and the particular passage in question. On every page his notes appear. He gives new directions for making retorts; is well acquainted with the manufacture of chemicals in the different countries; corrects the mistakes of Demachy regarding the use of alum in Russia, Sweden, Germany, Italy, Sicily and Smyrna. He understands the use of pit coal in England and in the Province of Saarbruck. He introduces many original chemical improvements and tests. Crell, in his *Annalen*, the chemical journal of that day, says: "We can affirm that no more complete treatise exists on the subject of the manufacture of chemicals than this work." This valuable book, in two volumes, was published in 1784, in Leipsic. In 1785 he published, also at Leipsic, a translation of Demachy's Art of Distilling Liquor; also in two volumes. Westrumb, writing in Crell's *Annalen*, in 1792, thus speaks of this book: "Few manufacturers have listened to my suggestions to arrange their retorts as Demachy and Hahnemann describe. Distillers should entirely reject the old distillery apparatus and should use the French arrangement, clearly described by Hahnemann."

While living at Gommern he also published some medical essays in the second volume of Krieb's Journal, and several translations from the English and Latin in Weygand's Journal. Also an original book on the treatment of scrofulous sores, published at Leipsic, in 1784.

This was his first original medical work. Even at this early period Hahnemann was not quite satisfied with the methods of medical practice. He says in this book: "This much is true, and it may make us more modest, that almost all our knowledge of the curative powers of simple and natural as well as artificial substances is mainly derived from the rude and automatic procedures of the common people, and that the wise physician often draws conclusions from the effects of the so-called domestic remedies which are of inestimable importance to him." The book was largely the result of his experience in Transylvania, and he quite frankly says that his patients would probably have done better without him.* At this time, when very little attention was paid to hygiene, Hahnemann devoted considerable space to it. He recommends exercise and open air, the benefit of a change of climate and of the seashore, the value of cold water as a remedial agent. In speaking of the treatment of a caries of

* Dudgeon's "Life of Hahnemann," 1854.

one of the metatarsal bones he, after giving the dressing he used, says: "I scraped the carious bone clean out, and removed all the dead part, dressed it with alcohol and watched the result." This book was received with much praise by the profession.*

CHAPTER VIII.

DISSATISFACTION WITH MODE OF PRACTICE—LETTER TO HUFELAND—HUFELAND ON HOMŒOPATHY—MEDICAL ANARCHY OF THE TIME.

Hahnemann remained at Gommern for two years and nine months. During this time his practice was not large nor did he seem to make much effort to increase it, preferring to devote himself to his translations and studies. His position as parish doctor, with his translations, supported him and his increasing family. But he was a sincere man and was greatly dissatisfied with the vague and unsatisfactory medical knowledge of the day. Perhaps in no better way can his feelings on the subject be described than by presenting a letter written to Hufeland regarding this period. This letter is published in Lesser Writings under the title: "Letter to a Physician of High Standing on the Great Necessity of a Regeneration in Medicine."† "It was agony for me to walk always in darkness, with no other light than that which could be derived from books, when I had to heal the sick, and to prescribe, according to such or such an hypothesis concerning diseases, substances which owed their place in the *Materia Medica* to an arbitrary decision. I could not conscientiously treat the unknown morbid conditions of my suffering brethren by these unknown medicines, which being very active substances, may (unless applied with the most rigorous exactness, which the physician can not exercise, because their peculiar effects, have not yet been examined) so easily occasion death, or produce new affections and chronic maladies, often more difficult to remove than the original disease. To become thus the murderer or the tormentor of my brethren was to me an idea so frightful and overwhelming, that soon after my marriage, I renounced the practice of medicine, that I might no longer incur the risk of doing injury, and I engaged exclusively in chemistry, and in literary occupations. But I became a father, serious diseases threatened my beloved children, my

*Ameke. "History of Homœopathy," p. 59.

†*Brit. Jour. Hom.*, Vol. 1, p. 105. Lesser Writings, New York. *Allg. Anzeiger*, July 14, 1808.

flesh and blood. My scruples redoubled when I saw that I could afford them no certain relief." He continues in telling Hufeland his feelings regarding the uncertainty of medical practice, and says that he felt sure that God must have ordained some certain method of healing the sick. The Rev. Thos. Everest, in a letter to Dr. Rose Cormack, says:*

"After passing through the usual studies with great credit to himself he took his degree and began to practice as a medical man. It soon struck me, he said to me, that I was called upon to admit in the practice of medicine a great deal that was not proved. If I was called to attend a patient I was to collect his symptoms, and next to infer from these symptoms that a certain internal condition of the organs existed, and then to select such a remedy as the medical authorities asserted would be useful under such circumstances. But it is very evident that the argument is most inconclusive and that room was thus left for many serious errors, and so I determined to investigate the whole matter for myself from the very beginning."

Hufeland, whom Hahnemann calls the Nestor of Medicine, was always a friend to Hahnemann. He allowed him to publish his new opinions in his Medical Journal. When, in 1826 and in 1830, Hufeland himself wrote an essay on Homœopathy, which he published in his journal, he was honest and fair to Hahnemann in his deductions. He says :† "I was first induced to notice Homœopathy, because I deemed it undignified to treat the new system with ridicule and contempt. Besides I had a long time esteemed the author for his earlier productions, and for his sterling contributions to the science of medicine; and I had also observed the names of several respectable men, who, in no way blinded by prejudice, had recognized the facts of the science as true. I need only enumerate President Von Wolf, of Warsaw; Medical Councillor Rau, of Giessen, and Medical Councillor Widmann, of Munich. I then made several successful experiments with Homœopathic medicine, which necessarily still further excited my attention to the subject, and favourably convinced me that Homœopathia could not be thrown aside with contempt, but was worthy of a rigid investigation."

Hufeland then in a dispassionate and careful manner discusses the question at length; predicts the gradual amalgamation of the more liberal members of the two schools; and says in closing,

*Russell's "Homœopathy in 1851," p. 305.

†*British Journal Homœopathy.* Vol. 16, p. 179.

that: "The peculiar and important problem for Homœopathy is to search for and find new specific medicines."

"At this period," says Rapou,* "there was a complete anarchy in the domain of therapeutics. Theories Hippocratico-vitalistic, Galenic, Mathematical, Chemical, Humoral, Electro-Galvanic, formed an inextricable tissue of variable opinions. Hahnemann had abstained from a search for therapeutical indications in this mass of hazardous theories. He had adopted a simple medication, partly expectant, that corresponded more fully with his ideal of the art of healing.

[To be continued.]

LONDON LETTER.

LONDON, May 29, 1893.

If it had not been for the prior claim of Boston, many persons would be inclined to believe that London was really the hub of the universe. This question I will not take upon me to decide, but this I must say, that they who favor the claim of London, cannot name Homœopathy as one of the spokes in the wheel. We are at a discount here. We have not even a single medical school, nor does there seem to be any probability of there being one in the near future. Hence we are all educated in the old mode of practice, and I can assure our American friends that it is no easy matter to be off with the old love and on with the new. For my own part I have never forgotten my old Allopathic days, nor the friends with whom I was then associated. I have no quarrel with them, and I hope they have none with me. I remember them with affection, and always shall. But I cannot now endorse many of their methods of practice, and feel it a duty I owe to the world to help on the new system, believing it to be the best. On the other hand I have no sympathy with the whimsical vagaries of some Homœopaths, nor can I enter into any feeling of bigotry, if such there be in existence. I would ever maintain the right of freedom of opinion, and would ever resist oppression. I adopt the rule, *similia similibus curantur*, and the question of Dose I leave an open one. I do not dispute the efficacy of what I should call transcendental potencies; yet I cannot see the necessity for them, and consequently have so far

*"Histoire de la doctrine medicale Homeopathique." Paris. 1847. Vol. 2, p. 295.

left them alone. This, I know, may be mere prejudice, but then no one is without his prejudices; so I trust to be forgiven if it should appear to some that I am a semi-materialist after all. In reading the reports of cases in the journals, I have frequently found gentlemen remarking that when they gave the medicine in a low potency there was either an aggravation of symptoms, or no effect at all, but that when they resorted to a high potency then the patient recovered. Now my idea has always been that the low potency was all the while slowly working for good, whilst the substituted high potency got all the credit. Does not this seem to be a reasonable hypothesis?

But now to turn from hypothesis to something practical.

Typhoid Fever.—We all know how beautifully simple is the treatment of this fever, as practised by the Homœopathic physician. For the last twelve years, I have never given any other medicine than *Arsenicum* and *Baptisia*, and every patient has recovered,—recovered in about half the time that would have been required under the treatment I formerly employed. I have come now, to feel little or no anxiety about these cases, such is the confidence I have in these two remedies.

But there are other methods of treatment in vogue in this last decade of the nineteenth century, the latest of which I will reproduce as concisely as possible for the edification of transatlantic confreres. It will tend to confirm their adherence to the Homœopathic method. I take the following extracts from the *Clinical Journal*, the article being headed thus: "A Clinical Lecture on the Treatment of Typhoid Fever, delivered at the London Hospital, January 24, 1893. By Samuel Fenwick, M. D., Physician to the Hospital."

Passing over the introductory remarks we we find the students advised as follows:

"*The Headache* [of typhoid fever] can usually be relieved by sinapisms to the back of the neck, or an ice bag to the forehead. Sometimes leeches are useful in the early stages of the disease.

"*Insomnia* is very common and is an important symptom, since want of sleep will kill as certainly as want of food. If the insomnia merely amounts to wakefulness at night, whilst the patient sleeps in the daytime, it is not a matter of so much moment, but complete insomnia, especially when accompanied by delirium, needs prompt attention. You may order for such a case syrup of *Chloral* in ʒj doses, along with a full dose of brandy or whisky. This gives better results than *Morphia*.

"*Delirium* is best treated with *Bromides* or *Chloral* and stimulants; but where *Chloral* fails *Morphia* may be employed.

"When the nervous system is even more depressed, accompanied by picking at the bedclothes, or involuntary passage of urine or fæces, we have to rely on increasing the quantities of the stimulants. Some give *Ammonia*, but I prefer brandy, *Ether* or champagne, and at the same time moderate doses of *Quinine*.

"*Diarrhœa*.—When should we interfere as regards the diarrhœa? My rule is not to interfere when not more than three stools a day, each of moderate quantity, are passed. When there are more than three in a day, or when they are very copious, or when the patient is quickly losing strength, it becomes necessary to check the excessive drain. If there is nothing in the stools indicative of ill-digested food being the cause, then it will be a question what drug to give. We are generally told that the enema *Opii* will stop it. Undoubtedly this is often the case, but it is always preferable to have some rules to guide the treatment rather than trust to any particular remedy. The best rule is always to examine the stools. See, by means of litmus paper, whether they are very acid; if so, add lime water to the milk, and give internally *Mistura Cretæ*. If they are not very acid, give dilute *Sulphuric acid* and *Opium*; and if very watery give an enema *Opii*, or order a pill of *Lead* and *Opium* to be taken three or four times a day.

"*Hæmorrhage*.—Whenever hæmorrhage occurs you must at once reduce the quantity of food, and give port wine if a stimulant be needed. If it is slight, you may prescribe dilute *Sulphuric acid* and *Opium*; if severe, *Gallic acid* and *Opium* or *Acetate of Lead* and *Opium*.

"*Tympanitis*.—This is due to loss of muscular power. Hot fomentations are useful; or you may have some linimentum *Terebinthinæ* sprinkled over the flannel after it has been wrung out of hot water. An enema of *Asafetida* will sometimes relieve, or it may be necessary to pass a long tube and so withdraw the gas. Where the tongue is dry and cracked, *Turpentine*, x to xx drops for a dose, frequently repeated, is often of use."

Such is the most approved treatment of typhoid fever at the London Hospital to-day; and when we consider that this is the treatment recommended to the students at this hospital, we may imagine the mischief which will ensue when these students begin to practice what they have been taught.

Dr. Fenwick has ventured to give statistics. He says that,

deducting the deaths which take place during the first three days of treatment, the percentage of deaths in the survivors is only 6! We are not told *how many* deaths occur these first three days, but it is evidently thought advisable not to include them in the statistics. However, it may be that Dr. Fenwick is only following the practice of other physicians in this particular. In any case, one cannot help coming to the conclusion that they who can stand three days of his treatment will be able to survive anything!

Let the percentage in deaths be what it may, there can be little doubt in *our* minds that these poor sufferers would be better off if they received no treatment at all, but were left simply in the charge of a good nurse. This would not, of course, be equal to Homœopathic treatment, but it would be better than subjecting the patient to the haphazard practice in vogue at this Allopathic hospital. So much for typhoid fever.

I will not lengthen this contribution much further, but will only notice a question I have sometimes thought over, viz: If the Homœopathic system of medicine is the best, why is it that only a limited number of the profession embrace it? I think the reasons are twofold; one may be called the Accidental, the other the Idiosyncratic.

(1) *The Accidental*.—Here we recognize the fact that the majority of men have never studied, or even read, anything in favor of Homœopathy. Having taken their professor of *Materia Medica*, and their medical journal as their mentors, they are convinced that Homœopathy is synonymous with quackery, and are, therefore, content to leave it severely alone.

(2) *The Idiosyncratic*.—The physician has his idiosyncrasy as well as the patient, both mental and physical. By this his mode of practice will often be determined. If he leans to materialism his doses will be material. If he has a vivid imagination and a speculative mind he will go to the other extreme; his doses will be of a spiritual character, so to speak. Between these two extremes we shall find every variety of mind, and consequently every variety of practice; for men of every description enter the profession. *Tot homines, tot sententiæ*. If medicine were an *exact* science it would be different; but as it is not, we must continue to go on holding diversified notions, and disagreeing in our practice.

GEO. HERRING.

592 Holloway Road, London, N.

A CHANGE IN THE BY-LAWS.

Editor of the HOMŒOPATHIC RECORDER.

At the recent meeting of the Institute the General Secretary was instructed to inform the profession, through the journals, of the important changes made in the By-Laws.

The designation "Bureau" is changed to "Section." The Bureau of Anatomy, etc., is dropped, and Pathology is included with Clinical Medicine. The Bureau of Mental and Nervous Diseases is to be called the "Section in Neurology." The Bureau of Organization, etc., becomes a committee. Each section must consist of at least five members; beyond that number there is no restriction. Each chairman is required to send to the General Secretary, within one month after the session, the names of the officers and members of his section.

Delegates from societies and institutions will be admitted to certain privileges as heretofore, but will not be expected to present reports.

The session of 1894 will be held in Denver, Col. The meetings will open about the middle of the week and extend into the next week long enough to allow each section all the time it may wish for its papers and discussions.

PEMBERTON DUDLEY, M. D.,
General Secretary.

ANOTHER WITNESS FOR THE CLINICAL VALUE OF TUBERCULINUM.

On April the 17th, I was called to see Adele L., aged about two years; found her in a convulsive condition with twitching and spasmodic contraction of the muscles, great hyperæsthesia of the skin, photophobia, nausea and vomiting; temperature 103°, great cerebral excitation; nervous temperament, prominent roundish forehead, small face and slightly downward look of the eyes. Bowels constipated, attacks of colic, grinding of the teeth, terrible thirst for water; very slightly open fontanelles and sutures. With these symptoms and many others less prominent, my prognosis was, of course, very guarded, the chances of recovery being extremely slight, but with the powerful guns that Homœo-

pathic remedies furnish, I was not willing to announce to her loving parents that their only little one could not live, and I therefore mustered all the courage I possessed, and said that while I considered their little one very dangerously ill, still I had hopes that she might pull through, and went into the fight with a determination to win if possible. To make a long story short, my first prescription, on account of the intense thirst and small, rapid, tremulous and intermitant pulse, sensitiveness to touch about the head, was *Helleborus nig.* 30; this remedy seemed to control the eagerness for water and the pulse, but stopped there.

My next prescription was *Apis mel.* 30, dil. Continued this remedy 48 hours with improvement. I was then taken sick myself, and did not see the patient for four days, but recommended a physician who carried out my line of treatment, and when I again saw my little patient she had lost flesh so rapidly that it sent a shudder over me, as I viewed her tiny limbs and body. I prescribed at once *Calc. carb.* 30, dil., and asked for a sample of urine which I received in 24 hours, and to my horror, it seemed to me almost solid albumen. I thought then my little patient was doomed. After thinking over the history of the case, and from what I knew of the family history, and the prodromal symptoms, the irritableness, swollen abdomen and constipation, great and rapid loss of flesh, etc., I concluded to prescribe Boericke & Tafel's 200 dilution, of *Tuberculinum*, one dose every three days, with placebo every hour.

From this day began rapid and permanent improvement. Oh, what a relief to mother, father, friends, my little patient, and myself! I know that under any other treatment, and I might say remedy, this interesting little child could not have survived. Great credit is due to her mother, whose good judgment never forsook her for a moment. She said she believed a thousand people called to inquire after the patient; and of course all kinds of friendly advice was volunteered, both as to remedies and physicians, but the parents stood firm in the belief that it was not good policy or safe to "swap horses while crossing a stream," and to-day they have their little one well, but weak, and feel well satisfied with their first venture with Homœopathy. To-morrow they go to Atlantic City with our little patient to enjoy the invigorating breezes of Old Ocean for a time.

CHAS. W. ROBERTS, M. D.

Scranton, Pa., June 12, 1891.

HE ASKS FOR HELP.

Editor of the HOMŒOPATHIC RECORDER.

I wish to lay my case before the worthy physicians of the Homœopathic school, through the pages of the HOMŒOPATHIC RECORDER, if it be not asking too much of your valuable time, so it may meet the eye of some one, or more, of my brother physicians, who may have had some experience in what is called intercostal neuralgia, from which I am now suffering. The case is a desperate one, and I think without a parallel, and perhaps of obscure origin, but I will give it as near as possible, hoping to gain some information for my own and others' benefit, and perhaps awaken an interest in the cure or amelioration of the most painful of all diseases. I am fifty-seven years of age. My mother was forty-nine when I was born. She had been treated by an old regular with enormous doses of *Calomel* for cramps in the stomach before my birth. I was the youngest of fourteen in family, the eleventh boy. After my birth she was attacked with neuralgia of the fifth nerve, which drew her eyebrow high up on her forehead. Afterwards it attacked the spine and intercostal spaces, and she was a bedridden wreck for over thirty years, all the time under regular treatment.

I was a fine, stout, robust boy till the age of six, when I took the scarlet fever. The same old regular was called, and did his awful work upon the poor little sufferer with his accursed doses of *Calomel*, and the result is yet clear in my memory. After many months of awful abscesses in and back of my ears and one eye, a large ulcer opened over the sacrum which was an open, running sore for over two years, so the bone lay exposed, yet I came up from a skeleton to quite a stout boy, but always subject to lumbago. At about fourteen I had muscular and intercostal neuralgia develop. At about eighteen it attacked the nerve centres which would nearly cut off my breath for days. In later years it mostly left there to take up its abode in the lumbar muscles, to a prolonged and painful extent. Over two years ago, Dr. W. P. Roberts, of Boston and health resort fame, called on me and found me just able to get into my office on crutches and that was all.

He had a set of vacuum cups with him, which he applied, and in ten minutes I got up and set my crutches by, and have had no more use for them since to speak of. Of course I ordered a set at once and soon relieved any slight attacks that occurred.

But this present attack I think was induced by the grippe, which I had lately. It took me in the intercostal space, right side, without warning, and rendered me totally helpless, so it was beyond the reach of anything; the agony I have endured is beyond any description. They called in an old regular, as there was no Homœopath within miles of us; he was very clever; he told me I could not live more than a few hours in such pain, and all he could do was to inject *Morphia*, which might bridge me over, perhaps. He came the next night to see if I would have another shot and I told him, "No, I thank you, for I have already suffered all the horrors of ten orthodox hells, combined with the tortures of the Spanish inquisition in getting over that one." I would state that in early life I suffered somewhat from spermatorrhea after having a fever, I think; the neuralgia was worse afterwards, but recovered wholly from that. I have raised a healthy family, a daughter and three sons, although their mother died of consumption. The youngest one was poisoned to death, while away from home, with a dose of blue mass, given for a cold, so you can draw a faint conclusion of my opinion of the boasted regular practice. God forgive the invectives that arise without utterance. I have been a very successful practitioner in Homœopathy for over fifteen years, have cured over 150 cancers and other formidable diseases, but this one beats me. Will some of the kind brethren give me their opinion of my case? and if they can suggest anything for relief of the painful malady from which I suffer I assure you it will be gratefully received. I am now taking *Kali phos.*, I think with some benefit.

G. E. NEWCOMB, M. D.

Old Town, Me., May 27, 1893.

CALENDULA IN SURGICAL PRACTICE.

Adverting to the very interesting contribution of Dr. H. Michener, Halsey, Oregon, on *Calendula*, published in the January number (Vol. VIII.) of the RECORDER, I beg to make the following observations. I may say that they are founded upon personal experience as a practitioner for the last twenty years or more.

Dr. Michener says, "In cuts, bruises, lacerated wounds, if kept continually wet with *Calendula*, you need not fear suppuration." I am not prepared to agree to such a *confident* statement.

In the early years of my practice, I freely prescribed *Calendula* as an external application, in cases of cuts, bruises, lacerated wounds, etc., in varying quantities and strength. But to my astonishment and disappointment, I found not a single wound healing without suppuration. Of course I did not prescribe the medicine internally along with its external application, nor have I ever used it internally. But when I was called to treat these cases, when suppuration had already taken place, *Calendula* helped me admirably in curing them. Hence, it will be seen, that Dr. Michener's statement, quoted above, does not hold in all cases. In gangrenous ulcers, *Calendula* has been a *sovereign* remedy with me. Let me say that in these cases also the internal application of the medicine has never been found necessary by me.

For the last three years I have been using *Calendula* in the form of "tincture-trituration" for dusting in cases of sloughing ulcers in dressing, especially for the convenience of the patients in the winter season when lotions feel annoying to them. The powder is thus prepared: I take of *Calendula* ϕ \mathfrak{z} j, and mix with it an ounce of pure sugar of milk, and triturate the mixture in a porcelain or glass pestle and mortar. I take a quantity of this powder and mix it with an equal quantity of arrow root. A quantity sufficient of this mixed powder is dusted over the ulcer after it has been properly washed with *Calendula* lotion (*Calendula* ϕ m xx, *Aquæ* \mathfrak{z} j). The part thus dusted over is bandaged, after a piece of linen (made into four folds so as to look like a pad, sufficiently large to cover over some healthy parts around the ulcers), has been placed over the dressing. This form of dressing has, from long experience, been very efficacious in sloughing ulcers, that after washing and cleaning, still freely ooze out *thin matter*, and thereby corrode the surrounding healthy parts. Such dressing further prevents the extension of the ulcer, by inoculation, to the neighboring parts. Nor have I experienced, in these cases either, the necessity of prescribing *Calendula* (or any other drug) internally.

Dr. Michener says: "After surgical operations, used as a wash, union occurs by first intention." I am sorry my experience conflicts with this statement also, as in none of the several cases in which I had had recourse to surgical operations, and had used *Calendula* lotion as a wash afterwards, the ulcers healed up by the first intention. In my experience, *Calendula* has helped to cure very rapidly, extensive burns, where ulcers

took a *sloughy character*. But in scalds, *Calendula* has been of very little or no service. I do not believe that the application of *Calendula* will assist in preventing cicatrization. With regard, however, to the efficacy of *Calendula*, in the inflammatory variety of eczema, I can speak in high terms, and I did so in the pages of the *Homœopathic World*, of October, 1889.

This paper of mine was republished in the HOMŒOPATHIC RECORDER, of November, 1889. There I named the indications for the use of *Calendula* in eczema, viz: "Slough, proud flesh and raised edges." Since then I have tried *Calendula* in several cases of eczema of a sloughy character, and I am glad to say, with singularly good results. In the dry or scaly variety of eczema; however, *Calendula* has, in my experience, been of little use. In the above mentioned article contributed to the *Homœopathic World*, I said that I believed that keeping constantly moistened, even with unmedicated water, patches of eczema, both of the sloughy and the dry varieties, often cures the disease, or at least prevents its extension. This belief I still continue to hold.

In the treatment of gonorrhœa, or more properly gleet, urethritis of whatever origin, *Calendula*, as an injection, has to my knowledge, not done any good. Here I have found *Hydrastis* lotion (*Hydrastis Can.*, ℥ miiij, *Aquæ* ℥j), of great service to many of my patients.

With regard to the form in which *Calendula* should be used, I can only say what I do. I use the tincture, and occasionally the *succus*, and the "tincture-trituration" of which mention has been made alone.

In cases of surgical operations I use *Calendula* lotion as an antiseptic preparation (in the place of mercury lotion, so extensively used by professors of the old school), and with good results. In the dressing of wounds of buboes, be they of any origin, after operation, *Calendula* with olive oil (*Calendula* ℥ mxx, olive oil ℥j) has been found very serviceable. When the wounds commence to heal up by healthy granulation I reduce the strength, namely, to five drops to the ounce. At this stage of the wound the application of any preparation of *Calendula*, either in the form of oil or lotion, stronger than what has been mentioned above, generally irritates the wound and retards healing. This statement is based upon personal experience gained from the results of the early years of my surgical practice as a Homœopath.

In a case of ozæna, of a woman of about thirty, evidently of syphilitic origin, I prescribed the "tincture-trituration" of *Calendula*, above alluded to, as a *snuff* with happy results, without the necessity of prescribing any medicine internally. It ought to be mentioned here that this case had been treated at first by an Allopathic physician, and then by a Homœopath with *Mercurius*, *Fluoric acid*, *Silicea*, *Hepar sulphuris*, *Aurum met.*, etc., internally, for six months, without any improvement. Here I did not prescribe any medicine internally, to see what *Calendula*, used externally alone, could do towards cure. I have been trying *Calendula* in three patients suffering from ozæna, of syphilitic origin, during the last three months. These cases have all been improving, though slowly, and I hope to cure them completely in a couple of months. I must mention here that in these three cases, I have been prescribing cod liver oil in five drop doses, morning and night after meals.

A few words more about *Calendula*. In 1889, when I was in Kuch-Kehar, one of the ponies of a friend of mine there got a very bad sloughing sore about the thigh. This sore discharged such fetid pus, etc., that the grooms were unable to live in the stable on account of the stink. An Allopathic veterinary surgeon treated the animal for a month or so, but the sore continued to spread, burrowing into deep tissues of the part. This alarmed my friend, who asked me if I could work a "Homœopathic wonder" in reference to the sore. I saw the animal and the sore. The animal seemed otherwise very healthy. I ordered a dressing with the tender leaves of *Calendula* (the garden marigold), the leaves being reduced to a pulpy mass in a pestle and mortar, and I directed the dressing to be kept in position by means of a bandage. This was done daily for a week, after which I re-examined the animal, and found that the sloughs covering the sore had all cleared off. Directing the washing to be done in my presence, I found the ulcer bleeding profusely, and that the base of the ulcer had come to the same level with the surrounding skin. (It ought to be stated here that, on the sixth day of my treatment I had found proud flesh and raised edges in the ulcer.) I now prescribed *Calendula* mixed with cocoanut oil (*Calendula* ϕ $\bar{z}j$, cocoanut oil $\bar{z}iv$). Some spun cotton soaked in this oil was applied to the sore and the dressing kept in position by a bandage. This again was done for a week, after which I examined the pony once more. Then I found the ulcer almost healed up. I ordered an application of *Calendula*

again with cocoanut oil (*Calendula* Φ 3j, cocoanut oil 3j). After a week I was informed that the ulcer had completely healed up.

R. K. GHOSH.

Wari, Dacca, East Bengal, India, March 25, 1893.

A NOTE FROM DR. REED.

Editor of the HOMŒOPATHIC RECORDER.

Having received numerous letters from physicians, desiring a supply of *Sisyrrinchium*, I would respectfully refer all who may want this new remedy to Boericke & Tafel, 1011 Arch street, Philadelphia, Pa., who can supply them with the fresh tincture.

U. W. REED, M. D.

North Manchester, Ind., June 26, 1893.

A GILA MONSTER'S BITE.

Terrible Fate of a Tourist's Companion in Arizona.

FLORENCE, ARIZONA, *June 22.*

Richard M. Farthingay, a tourist from Minneapolis, returned here last evening with the remains of Arthur James, who had accompanied him on the journey, and who had died the day before from the bite of a Gila monster.

The story as related by Mr. Farthingay, who seems to be utterly prostrated by the horror of the occurrence, is indeed a terrible one. It appears that following a blacktailed deer the two hunters found themselves near a small water course emptying itself into the Gila, and at last struck camp for the night on this creek. The weather proving rainy they sought shelter in a little cavern formed by a heap of rocks, taking the precaution to close its entrance with coals from their camp fire, for fear of rattlesnakes, but not observing the toe within.

Just at daylight Mr. Farthingay was awakened by something that had just slid over his prostrate body and fallen to the floor of the cavern. Opening his eyes he saw the reptile-like shape and snake head of one of these venomous creatures. It was traveling rapidly, and before Mr. Farthingay could reach his gun had encountered the sleeping form of Mr. James, whose breast it attempted to climb.

Disturbed by the touch of the animal, the unfortunate man,

without opening his eyes, threw up one hand to dislodge whatever it was, and catching it by the tail would have thrown it from him, but the deadly teeth of the monster fixed immediately in his naked wrist, and though Mr. Farthingay hastened at once to his friend's relief and endeavored to pull it off, it held on like the grim death it was. Then, though fearing to strike the man instead of the reptile, he seized his gun and fired the contents into the creature's body. The monster let go its grip on Mr. James and made an effort to reach this new antagonist, but a second volley tore its head from its body.

Mr. Farthingay now turned his attention to his friend, and found that he had fainted. On being restored to consciousness Mr. James complained greatly of his wrist, which he said felt as if on fire, and which almost immediately began to swell. Immoderate thirst now set up and fever ensued, so becoming very much alarmed about his companion, Mr. Farthingay proposed setting off at once to town to procure medical attention for the wound, but Mr. James, fearing to die alone, implored his friend not to leave him.

In answer to his prayer the other agreed to await the course of the trouble, and fetching water from the creek bathed the wounded arm, but in less than half an hour the entire member was swollen to nearly three times its natural size, and from some slight discoloration assumed a deep purplish hue, nearly black, in spots about the larger blood vessels.

Delirium now set in, and while anxious to summon assistance Mr. Farthingay was forced to restrain the now raving, shrieking man, who again and again attempted to throttle his companion when the latter endeavored to keep him from running out of the cavern to the creek. At last, worried out, Mr. Farthingay was flung aside by the frantic sufferer, who broke out of his grasp and ran to the stream howling. The other followed as rapidly as possible, but only arrived in time to see James struggle down the shelving bank, then totter forward and fall.

When he reached him it was to find life entirely extinct, James lying with his head in the water and his own teeth fixed in the swollen, gangrened arm. After exhausting such restoratives as he had with him, Farthingay dragged the body back to the cavern, when he set off to seek assistance. A few miles further on he came across an old Mexican who living near the river in an adobe hut was also the fortunate and opulent possessor of a donkey and cart.

With these latter the two men returned to the cavern, when James' body was placed on the cart and driven to town. Before leaving the the place, however, Farthingay made a thorough search of the cavern and discovering a female monster with six newly-born young ones, killed the entire lot. The mother, though shot nearly to pieces, made an assault on the hunter, but his heavy hunting boots prevented her from biting him. The old Mexican who accompanied Farthingay and his friend's rapidly decaying body to town declared that James was the fourth man who has been killed by these deadly creatures on the river this spring. There is no known antidote for their poison.—*Philadelphia Times.*

BOOK NOTICES.

The London Homœopathic Hospital Reports. Edited by George Burford, M. B. and C. Knox Shaw. Vol. II. London, 1892. 122 pages, 8vo. Paper, \$1.50.

The price of this publication may seem a little high, but it contains several colored plates that added materially to the cost. The contents show thirteen papers, opening with Dr. Pope's excellent paper on "The Therapeutic Sphere of America in the Practice of Surgery." Dr. Brown contributes a paper on *Ranunculus bulbosus*, which he says is "one of our most interesting drugs, not from any wide action over many organs of the body, but from its sphere of action being beautiful, limited, and very marked and decided in this limited sphere." Dr. Shaw's paper is on "Carcinoma affecting the Cicatrix of Lupus." Dr. Beckley contributes "To our Knowledge of Paroxymus Hæmoglobinuria," while other writers of equal merit make up the remainder of the corps of contributors. The *Reports*, Vol. II., and also Vol. I., may be ordered of Messrs. Boericke & Tafel.

Cholera: Its Protean Aspects and Its Management. By Dr. G. Archie Stockwell, F. Z. S., Member New Sydenham Society, London. Two volumes. Paper, 206 pages, 12mo. 25 cents per volume. Geo. S. Davis, Detroit.

Two very interesting volumes, in which one may find as complete a condensed history of all that is known of cholera as may

be hoped for. To be sure, the Homœopath can learn nothing of value from the work as regards treatment, excepting, perhaps, in Chapter XIII. on the "Evidences of Value of Vagus Treatment," which in many desperate cases seems to "act like magic." On one point the author writes without reserve; in fact, he dons his war paint and seems prepared to give no quarter. "I am pleased," he writes, "with the opportunity of contributing my *mite* towards undoing the evil wrought by the greatest medical heresy of any age—a heresy that seeks to elevate to the acme of pathological knowledge a vain, visionary, theatrical egoist, devoid of even the shadow of medical training. The exponents of bacillar pathology depend solely upon hypothetical assumptions, ignoring all forms of evidence not adduced by themselves. * * * Indeed, it is a sad travesty upon medical science when authors and would-be teachers wantonly assert that rabies, cholera, yellow fever, dengue, tetanus, endocarditis, pneumonia, etc., are '*diseases whose microbic origin is positively known;*' when two of these are supported by manifest fraud; in two more the evidence has never been adduced in any form, and in the other three it is of the most flimsy, superficial character." Alas! how hath the mighty microbe fallen!

Curability of Tumours by Medicines. By J. Compton Burnett, M. D. London. 1893. 332 pp. 16mo. \$1.25. By mail, \$1.31, net.

This book is not a second edition of the author's previous work, *Tumours of the Breast*, but a new work entire, and a most readable one, too. In the process of getting down to his subject the author incidentally makes it lively for some of the reviewers of his other books. He has been an editor and a reviewer himself, and consequently sees the subject from two points of view. Dr. Burnett strongly contends that for the progress of Homœopathy in the cure of such diseases as tumors (in which he includes cancer) there must be something else looked to for guidance in addition to the "totality of the symptoms." "To me the physician who never gets beyond the symptoms is like a reader who, in order to read is always obliged to spell his words." Also, "I cannot subscribe to the generally accepted view that when you have covered the symptoms of a case you will necessarily work a cure; you may do so, or you may only palliate the case. Certainly this kind of palliation is scientific and, *pro tanto*, beneficial, but palliation it is and palliation it remains." Every

remedy has its "stop-spot of action," which, when reached, it is no longer of value. In illustration of this the author tells of a case he attended. A young person who for a series of years had repeated attacks which were "a fair picture of poisoning by *Belladonna*, and hence *Bell.* was given each time, and each time it cured, Finally in one of the attacks the *Belladonna* failed to act, and the patient died." The "stop-spot" of *Belladonna* is short of tubercle of the brain covering, which was the trouble in this patient. In this case something more than the totality of the symptoms was required, as something more is required in the medical treatment of tumors, and to point out what that something is, is the mission of this book. It is not, the author claims, in any way antagonistic to Homœopathy or to symptomatology, but is an extension of both, for all cures made by drugs, he maintains, are in reality Homœopathic cures whether the proper drug be reached along the line of reasoning of Paracelsus, Rademacher, Schüssler, or of the Eclectics. To illustrate this idea, that in certain cases, usually called "incurable," the remedy must be selected along other lines than those of the totality of the symptoms, the author quotes a case from Von Grauvogl, which was unanimously declared to be incurable by "the physiological school," *i. e.*, enchondroma, or cartilage tumor. Surgery could do nothing for the case. Von Grauvogl reasoned that as the only constituent of bone lacking in cartilage is *Silicea*, therefore, that remedy might be the proper one for this case, which could not be reached by symptomatology only. It turned out that *Silicea* was the true remedy and was Homœopathic to the case, for it absolutely cured what was pronounced to be incurable. So with many tumors with which this book deals, the Homœopathic remedy to them must be ascertained by bringing to the aid of symptomatology other modes of reasoning, not antagonistic to, but really an extension of Homœopathy. Whether the reader agrees with Dr. Burnett or not he will be entertained by the book, and, very probably, will get from it some ideas of decided value.

IF any reader of the RECORDER has a copy of "Treue Bilder aus dem Leben der verewigten Frau Hofrath Henriette Hahne-mann geb. Kuchler. Berlin, 1865," which he is willing to sell, or, if not, to loan, will he please address Boericke & Tafel, 1011 Arch street, Philadelphia, Pa.

Homœopathic Recorder.

PUBLISHED MONTHLY BY

BOERICKE & TAFEL,

1011 Arch Street,

Philadelphia, Pa.

SUBSCRIPTION, \$1.00 PER ANNUM.

Address communications, books for review, etc., for the Editor, to E. P. Anshutz, P. O. Box 921, Philadelphia, Pa.

SUNDRY COMMENTS ON THE PROPOSAL TO RE-PRINT HAHNEMANN'S "CHRONIC DISEASES."

The May number of the RECORDER contained a proposal from Messrs. Boericke & Tafel to reprint Hahnemann's *Chronic Diseases* that has excited some comment. As the undertaking interests the Homœopathic medical profession of the whole world, we give the comments as received.

Dr. Richard Hughes, Brighton, England, writes as follows on the subject :

36 TILLWOOD ROAD, BRIGHTON, June 2, 1893.

Messrs. Boericke & Tafel.

GENTLEMEN: In the HOMŒOPATHIC RECORDER, of May 15th, which has just come into my hands, I observe that you offer to reprint the late P. Hempel's translation of Hahnemann's *Chronic Diseases*, provided you can obtain a sufficient number of subscriptions.

I venture to remonstrate earnestly against such a course being taken, on the ground that it will be doing a grievous wrong, alike to the master and his disciples. I would beg you to read P. Wilson's paper in the *Monthly Homœopathic Review* of 1862-63, and my own in the *British Journal of Homœopathy* of January, 1877. I think the facts alleged there must satisfy you that the version you purpose to reprint is not a faithful one, and that its purchasers would not really possess Hahnemann's thought and work, in their native tongue. What is wanted, what I have been calling for ever since the date mentioned above, is a new translation of the *Chronic Diseases*, upon the model of S. Dudgeon's version of the *Materia Medica Pura*. The offer I made on page 78 of my article still holds good, and what I have done in collaboration with S. Dudgeon, for his part of the book, illustrates the value of such researches and annotations.

I feel sure that if you could get some competent American physicians, who know German and can write English, to translate Hahnemann's work just as it stands, without omission or addition, save in respect of the symptoms cited from authors, you would have no difficulty in getting

subscribers for it, and they would incur no disappointment—as under the present plan, they undoubtedly would.

Yours very faithfully,

RICHARD HUGHES.

P. S.—If you like to print this letter in the RECORDER, so as to elicit opinions from our colleagues generally, it is quite at your service.

FROM Dr. Hayward comes the following, addressed to Messrs. Boericke & Tafel:

BIRKENHEAD, ENGLAND,

June 8, 1893.

DEAR SIR: In the RECORDER for May you threaten to reprint the *Chronic Diseases!*

It would be a great mistake and pity to reprint the old, untrustworthy translation. Surely one of the enthusiastic Hahnemannians of America would prepare a new translation. America should do this, as England has done for the *Materia Medica Pura*.

Yours truly,

JOHN W. HAYWARD.

Dr. A. McNeil, of San Francisco, writes:

Messrs. Boericke & Tafel.

GENTLEMEN: In the RECORDER for May, you kindly offer to reprint or republish the "Chronic Diseases." I beg your indulgence for saying, "Why the whole five volumes?" The first should be as it is, being out of print, and I opine not than one practitioner in ten who calls himself a Homœopath has it. But almost every one of them has the *Guiding Symptoms*, Allen's *Encyclopædia*, or the *Hand-Book*, and many have all of them, and all of them contain the last four volumes, or the *Materia Medica*.

Give us a new translation of Vol. I., for many doubts have been expressed concerning Hempel's translation. Although I have that I will subscribe for this (Vol. I.) with activity.

Yours truly,

A. MCNEIL.

San Francisco, Cal., June 8, 1893.

Dr. Geo. W. Winterburn writes:

NEW YORK, *June 12, 1893.*

Boericke & Tafel, 1011 Arch Street, Philadelphia.

DEAR SIR: I most sincerely hope that you will receive sufficient encouragement to reprint Hahnemann's "Chronic Diseases." Every Homœopathic physician ought to have a copy of that work in his library. If, in addition to that he could be induced to read it, say about once a year, he would be a better doctor. The trouble with the younger generation of Homœopathic physicians is this: that they are more familiar with Allopathic than they are with Homœopathic, and in this they are very largely assisted by the periodical literature of our school. Whatever the *Journal of Obstetrics* can do, or that I can do personally to make a mark for the "Chronic Diseases" will be done most cordially. I very seriously doubt whether one half of the physicians who claim to practice Homœopathy have ever looked into that work, and I certainly know that they would be better physicians if they would study it carefully.

Therefore accept my most hearty appreciation of your attempt to place it in their hands.

Sincerely,

G. W. WINTERBURN.

Dr. Asa F. Goodrich, of St. Paul, Minn., writes: "I take pleasures in sending in my name as a subscriber to your effort to reprint the 'Chronic Diseases.' I hope that you may not only secure sufficient names to pay the cost of publication, but that you will be handsomely rewarded for your good work."

On the blank of his subscription, Dr. O. Edward Janney, of Baltimore, adds: "I heartily approve of the movement."

The following is from Dr. E. E. Reininger, of the Hering College, of Chicago:

Messrs. Boericke & Tafel.

GENTLEMEN: I have this work in German, but I will subscribe for your English edition simply to help along the work. I would like to ask, will you arrange the symptoms and number them similar to *Materia Medica Pura*? (English edition) or will you put the text together like the English translation of '45 by Hempel? I think in a work of its character arrangement should be made in the same manner as in the original, numbered, including all the prominent symptoms in larger type, etc. Will this be done?

Yours, etc.,

E. E. REININGER.

Chicago, June 20, 1893.

Dr. W. E. Reller, of Council Bluffs, writes: "I have just read with delight the announcement that you are making the attempt to publish Hahnemann's *Chronic Diseases*. Put my name down for a copy. Hope you will go forward with the work. Why don't you make the announcement generally known in all the medical journals? A great many know nothing about it."

In the Minneapolis *Homœopathic Magazine* for June appears the following, the leading article from the pen of Dr. S. A. Jones, of Ann Arbor, Michigan:

I find in the *Homœopathic Recorder* for May, 1893, a publisher's proposition against which I desire to file a necessary caveat. At the first glance the said proposition appears so praiseworthy, and withal so harmless, that an earnest demurrer is quite likely to be misunderstood, especially by any interested parties, but we will enter it nevertheless.

"Shall Hahnemann's 'Chronic Diseases' be reprinted?" That is the question asked by the publishers, and their proposition is to *reprint* that work if a sufficient number will subscribe to the undertaking to enable the publishers to see their way towards paying for paper and typesetting. Accordingly, you are invited to subscribe through your regular pharmacist,

or book dealer, or direct to the publishers." All of which is beyond doubt a perfectly legitimate business venture.

Now let it be distinctly understood that the proposition is simply to *re-print* the "only English edition of the 'Chronic Diseases' ever published." This same edition the publishers well know, from having kept it for sale, is Hempel's translation; and these publishers ought to know that this translation, when it was first published, led to the most serious disturbance amongst the many that characterize the genus Homœopath.

If the publishers are aware of that famous quarrel between Hering and Hempel concerning the fidelity of that translation, what of the ethics that proposes to "reprint" a translation that was condemned by Hering, Lippe and Dr. David Wilson, of London—to say nothing of Dunham who, at a later day and in his gentle way, repudiated it? If, on the other hand, the projecting publishers are NOT aware of the literary character of the translation that they propose to "reprint," what of their fitness for selecting the materials for a "mighty monument to the memory of Hahnemann." A curious "monument" indeed! Perhaps the Homœopathic *Index Expurgatorius* already has in it trash enough? But I shall be called a Democrat because I am discouraging "home industry."

It must also be borne in mind that the errors, mis-statements and omissions in the *Materia Medica* translations of Hempel's furnished the strongest argument in favor of that "Encyclopædia of Pure *Materia Medica*," of which Messrs. Boericke & Tafel are the enterprising publishers.

If a translation of the "Chronic Diseases" can be had that is fit to stand beside Dudgeon's rendering of the *Materia Medica Pura*, then it is the duty of EVERY physician who is worthy of that high title to subscribe for it; and it is ardently to be hoped that the publishing house which has given us so much commendable literature will not debase their press by perpetuating translations that do not represent the originals.

If any party whatsoever desires references to the literature that establishes the unreliability of Hempel's translations of the "Chronic Diseases," they are at his service on demand.

He who writes thus of Hempel's translations was a student under him, was befriended magnanimously by him when a sorely-wronged student, and was one of the physicians of the school for whom Hempel had done so much, who stood by his grave when the worn out and blind old workman was restored to the bosom of our common mother. He also knows full well the conditions under which Hempel did his translating work; and in the sight of God and men he solemnly declareth that Hempel's translation, with its every defect, is a princely performance compared with the niggardly penuriousness of that old-time publisher who coined the needy scholar's blood!

I did not know Hempel in the day of his need; I met him in the sunshine after his deliverance from an Egyptian servitude, and it was my privilege to see him when the white light of eternity was shining into his darkened eyes; from the deepest conviction that the manumitted old scholar will rightly understand it, I am impelled to publish my *caveat*.

The *Hahnemannian Monthly*, after giving a page of the shortcomings of Hempel's translation, concludes:

When read in connection with the original, the meaning and ideas of the author can be traced, but the laxity of the translator's work is, as Hering said on more than one occasion—horrible. We have been looking for a new and correct translation of the first volume of the "Chronic Diseases," knowing that such a translation is well under way by one of our distinguished writers. To reprint the old edition of 1846, filled with its errors of omission and commission, would naturally be the death-knell of the new. Let the publishers display the true spirit of energy by bringing out a new and correct translation of Hahnemann's "Chronic Diseases," and the profession will gladly pay twice the real value of the work. Hempel's translations should certainly not be reprinted.

Dr. H. C. Allen says :

The enterprising firm of Boericke & Tafel announces a new edition of the "Chronic Diseases" in one royal octavo volume, to correspond with the "Materia Medica Pura," provided sufficient encouragement is given them by the profession. The original English edition, translated by Hempel and published by Radde, in 1845, in five small volumes, has long been out of print; and a new edition of this great work of the master, with a new translation by some German scholar, would be a valuable addition to the library of every Homœopathic physician in the world. The first volume of the Hempel translations contains a complete statement of Hahnemann's theory of "Chronic Diseases"—the psoric, syphilitic and sycotic miasms—and their proper Homœopathic treatment. It may also be considered a sixth edition of the "Organon," as it was not published until 1838, while the fifth and last edition of the "Organon" appeared in 1833. It was on his theory of "Chronic Diseases" that Hahnemann devoted twelve years of thought and investigation, before he published it to the world, and we venture to say that no medical theory ever promulgated is destined to effect such changes for good in the health and happiness of human kind as this. Through its benign healing powers, constitutional psora, syphilis and sycosis may be eradicated from families by careful treatment, and this means the eradication of Bright's disease, diabetes, cancer and tuberculosis. Before Hahnemann promulgated his theory of "Chronic Diseases," it was very carefully considered and well digested; and the more it is studied and the more conversant with its practical application we become, the more successful will we be in eradicating chronic diseases, the bane of the race. Many in our time, unfortunately, do not believe in Hahnemann's theory, because it is not in harmony with the pathology of the dominant school. But pathology changes once or twice every decade, and before many years will reach the advanced ground taken by Hahnemann fifty years ago. The Allopath who does not believe in similia, because he has never put it to an honest, practical test, and the Homœopath who has never put the theory of "Chronic Diseases," to an honest, practical test in the cure of the sick, are unreliable authorities. Nearly every symptom of every remedy in Hahnemann's "Chronic Diseases" has been verified, and no greater boon can be conferred on the profession by the publication of a single book than that proposed by Boericke & Tafel. We trust they will receive a sufficient number of subscribers to warrant them in promptly issuing the work.

H. C. ALLEN, M. D.

Hempel says in his preface to the translation that it was proposed to reprint:

But for the admirable truths which Hahnemann points out in this volume, it probably would never be read in German. Hahnemann's phraseology is so involved, and bears so little resemblance to the usual modes of constructing periods, either in German or any other language, that it is utterly impossible to furnish a bare translation of Hahnemann's writings. There is but one way of turning them into another language; this is, first, to master the sense of a period, and afterwards to embody it in the foreign tongue in a free manner. This is the course which I have pursued in translating this volume. I have not translated *words* but *ideas*, and the ideas I have rendered fully and faithfully: on this head I challenge criticism.

At the close of his work he writes:

It is needless that I should say anything of the work which it has been my delight and my pride to transfer into the English vernacular to the best of my ability. I may be permitted, however, to say but one word of the translation:

I am far from believing that my translation is perfect; I know that it is not, and cannot be, were it for no other reason than the peculiar difficulty which attaches to the rendering, in a foreign tongue, of the almost endless shades of sensation and emotion which constitute our *Materia Medica*. My constant object has been to express the symptoms in a simple and clear manner, in perfect accordance with the original, and I trust that this object has been sufficiently attained to make the study of Hahnemann's *Materia Medica* encouraging, instructive and profitable to both physicians and patients. This study is almost indispensable to the former. I am satisfied that a single glance at the *Materia Medica* will be sufficient to convince every intelligent practitioner that no Repertory, no Synopsis can ever be a substitute for the *Materia Medica* itself; that which characterises a symptom is too frequently omitted in those auxiliary works, and it would be a hazardous piece of enterprise to attempt the cure of an inveterate, complicated chronic disease, without constantly referring to our fountain-head of therapeutic wisdom.

If the labor which I have bestowed upon the translation of this work shall do some good in spreading our cause, firing the energies of our practitioners, leading to a more intimate study of our *Materia Medica*, suggesting new ways and methods of popularizing our system, I shall feel doubly happy in having made the effort and in renewing the pledge which I have taken before God and my most inmost conscience, to devote every moment of my life to the propagation and final triumph of our sublime and saving Art.

In Dr. Hering's preface to the Hempel translation we read: "Hahnemann's work on 'Chronic Diseases' may be considered a continuation of his 'Organon;' the medicines which will follow the present volume may therefore be considered a continuation of his 'Materia Medica Pura.'" These medicines are *Agaricus muscarius*, *Alumina*, *Ammonium carb.*, *Ammonium mur.*,

Anacardium, Antimonium crud., Aurum, Aurum mur., Baryta carb., Borax, Calcarea carb., Carbo animalis, Carbo veg., Causticum, Clematis erecta, Colocynthis, Conium maculatum, Cuprum, Digitalis, Dulcamara, Euphorbium, Graphites, Guajacum, Hepar sulph., Iodine, Kali carb., Lycopodium, Magnesia carb., Magnesia mur., Manganum, Mezereum, Muriatic acid, Natrum carb., Natrum mur., Nitric acid, Nitrum, Petroleum, Phosphorus, Phosphoric acid, Platina, Sarsaparilla, Sepia, Silicea, Stannum, Sulphur, Sulphuric acid, Zincum and Arsenicum.

We are authorized to state on behalf of the publishers, Messrs. Boericke & Tafel, that they have abandoned the plan of reprinting the Hempel translation of this work, and have made arrangements with an accomplished professor of languages to have an entirely new translation made of the whole work. With this cause of opposition withdrawn, it is to be hoped that the way is now cleared for the reappearance of Hahnemann's crowning work. The cost of the work will be materially enhanced by the new translation, but the price will remain the same, *i. e.*, \$8.00 delivered to subscribers for the complete work, bound in half morocco. Send your subscription to the publishers, Boericke & Tafel, 1011 Arch street, Philadelphia, Pa.

SO RUNS THIS WORLD AWAY.

Our esteemed, no-school contemporary, the *New York Medical Times*, takes a shy at Dr. Gould's poor little \$100 bantling, and waxes somewhat indignant over what is there said of the Ward's Island Hospital; then it hits out as follows:

That the Homœopathic school of medicine, so called, is, like that of any other school of medicine, full of absurdities, no one at all familiar with facts will deny; but the fact that publishers may be found to publish such a mass of incoherent rubbish under the name of *Materia Medica* as "Allen's Encyclopedia," and other works of similiar character, or that individuals may incorporate their own peculiar ideas into their faith and practice does not militate in the least, against those great lines of scientific thought and practice worked out by so-called Homœopaths, and now forming the basis of the advanced therapeutics of all schools.

Now we will bet a dose of *Aloes 200* against a grain of *Metamidophenylpas-amethorychenotine*, that the "earnest seeker after truth"—a personage before whom all writers bow in a lowly manner, as he seems to be a species of scientific Mr. Barlow—will find more truth that can be demonstrated in one volume of

"Allen's Encyclopædia," than in any ten of the very latest from the domains of—of the other fellows.

Why should any one call what Allen represents "rubbish," and crack up a *Materia Medica*, that in practice, but a few short years ago caused *Antipyrin* to be prescribed *literally by the ton*, sweeping the market bare of it, and the next year saying quite truly, that the drug in the same condition was dangerous to-life and reason?

But of what avail is all this scrapping! The old books move serenely along, and to-day even of *Hull's Jahr* more copies are sold than of almost any half dozen scientific medicine books of ten years ago—perhaps of even five years ago.

McMICHAEL'S COMPENDIUM: DIGESTIVE SYSTEM.

It is not easy to give a clear idea of this magnificent quarto to those who have not seen it, but perhaps a quotation from the preface will help to make its aim plain. Dr. McMichael styles his work, "A Compendium of *Materia Medica*, Therapeutics, and Repertory of the Digestive System," and in his preface he says:

"The combination of *Materia Medica*, Therapeutics and Repertory in a section of the human anatomy will no doubt suggest itself to the busy physician as a decided improvement over the former method of referring to three separate works before deciding on the remedy. Not only has this objection been overcome, but its simple arrangement will appeal to the student as well as to the mature physician; and instead of spending hours in studying one case, a few moments is all that is required (for even the student) to make his choice.

"It was not intended at first to include therapeutics or clinical suggestions in this work, but while comparing different works on *Materia Medica*, it was found that many symptoms had been inserted as characteristic of certain drugs which had never been found in the pathogenesis; and inasmuch as many of these symptoms were of undoubted value, their relation to the drug demanded recognition, but secondary to symptoms which have appeared as the result of toxic influence."

Without stopping to discuss the relative value of "clinical" and "pathogenetic" symptoms, if any difference exists, which, in spite of what Dr McMichael says, we are very much disposed to question, we will try to describe the form of the work.

For the purposes of the work the digestive system is divided into two parts. The first part includes. (1) "Stomach," (2) "Appetite and Throat," (3) "Taste and Tongue," (4) "Concomitants," (5) "Mouth and Teeth," (6) "Nausea and Vomiting," (7) "Eructations and Flatulence," and finally, "Clinical Directions." Each of these appears at the head of a column, the two pages of the book as it opens being thus divided into eight columns. In a margin to the left of the first of the columns appear the names of the

medicines whose symptoms are described. Running the eye across the page, it can be seen at a glance under which of the headings the characteristic symptoms appear; and on each pair of pages five or six remedies are given. Under "Concomitants" the more characteristic general symptoms of the remedy are to be found, and under "Clinical" the conditions most commonly calling for the remedy are named, and symptoms which have been found clinically to indicate the medicine. Thicker type indicates the more characteristic of the symptoms.

In the second part the medicines are dealt with under the following headings: (1) "Stool," (2) "Rectum," (3) "Anus," (4) "Concomitants," (5) "Abdomen," (6) "Hypochondria," (7) "Umbilicus and Hypogastrium," (8) "Clinical."

Each part has a repertory to itself. This portion of the work has been carried out in a most complete fashion. The arrangement is alphabetical, and each symptom is to be found indexed under every word under which it is at all likely to be looked for. The importance of the symptom is indicated by the same type as in the text, and when it is a clinical symptom this is also noted.

So far as it goes, Dr. McMichael's work is the most complete, compact, and accessible *Materia Medica* concordance that has yet been published. There is nothing with which it can be compared, as it is quite unique in design. Further, it is solid as to the quality of its contents; everything set down is reliable, having stood the test of practice. Its defects are necessarily the defects of its qualities. The author, having limited himself in the selection of his materials to those symptoms only which he regarded as true effects of the drug, with the addition (under apology) of a certain number of clinical symptoms, it naturally follows that a good number of symptoms, of the value of which other observers have no doubt, are not entered; and some remedies of the very first rank, in our estimation, fail to find a place at all. Among the latter we may mention *Aurum*, *Kali*, *Iodidum*, *Raphanus* and *Stannum*, medicines which in the practice of the present writer are very frequently indicated in disorders of the digestive system.

This is the only criticism we feel disposed to make on this wonderful volume, on which author, publishers and printer have spent most laudable pains, producing a result which is a triumph of the bookmaker's art and a pleasure to read and use. All found set down in its pages is sound and to be relied upon; the only thing to be remembered is that if what is looked for is not found it may still exist, and other works of reference must be consulted before the search is given up.—*Homœopathic World*.

Net price, in cloth, \$6.00; in half morocco, \$7.50; expressage, 55 cents extra. Order through your pharmacy.

HOMŒOPATHIC BIBLIOGRAPHY.

Few persons will be prepared to find that such an enormous literature on the subject of Homœopathy has sprung up within sixty-six years, that a portly volume like that before us is required even to catalogue the names of the works that have been written in the United States alone. Dr. Brad-

ford has executed a most useful and historically valuable work in compiling this record. Generally speaking, he has confined himself to works printed and published in America, for some that are published both in America and England when printed in England are not excluded. But the compiler has not kept strictly to this rule; an honorable exception is made in the instance of Hahnemann himself, a list of the whole of his works and translations appears, as well as those translated in America.

The arrangement of the material is under the names of the authors, the order being, of course, alphabetical. Following this, there is a list of Homœopathic journals, a list of Homœopathic directories, a list of libraries, and a list of publishers. The first part concludes with a record of previous American bibliographies.

The second part of the volume gives "condensed histories, dates, and bibliography of the Homœopathic societies, colleges, hospitals, asylums, homes, sanatoriums, asylums for the insane, dispensaries, pharmacies, life insurance, legislation, now or at any time existent in the United States." A very complete index brings this most valuable work to a close.

The publishers have done their share of the work in an admirable manner. By way of frontispiece they have given a print of Allentown Academy. "Built for and occupied by the first Homœopathic College in the world."—*Hom. World.*

Net price, in cloth, \$3.50; in half morocco, \$4.50; postage, 30 cents extra. Order through your pharmacy.

SPECIAL DIAGNOSIS AND HOMŒOPATHIC TREATMENT OF DISEASES.

This is a "doctor's book" of a somewhat ambitious and advanced type. It embodies the substance of the author's previous work on maternity, which has attained a popularity of many editions; and adds to it brief essays on most of the general diseases to which "flesh is heir." Untechnical terms are employed whenever possible; and when technical ones are employed, they are immediately and clearly defined. The treatment recommended is Homœopathic; the remedies being usually suggested in the 3x attenuation. The value of such a work as Dr. Verdi's is to enable those living at long distances from medical assistance to treat themselves and their families helpfully and rationally in event of ordinary illness, instead of keeping in store, as is too frequently the case, an armamentarium of deadly patent medicines. The risk of "doctors' books," in general, is the promotion of a habit on the part of the laity to morbidly interest themselves in studying up their own symptoms, and constructing imaginary diseased conditions.—*New England Medical Gazette.*

Net price to physicians, \$2.80; postage, 27 cents extra. Order through your pharmacy.

"The complete knowledge of the *Materia Medica* is not as difficult as has been generally thought, and all depends upon the manner in which it is undertaken. By proceeding in a

methodic manner, and by progressing from generals to particulars, the student cannot fail in the end to master the most complex lessons of this art. The course of study should begin with those medicines, which are the most useful, and gradually extended, step by step, down the scale of importance, till the remainder are understood."—*Jahr, in introduction to Symptomatology.*

THE MEDICAL GENIUS.

Messrs. Boericke & Tafel have bought this book from its author, Dr. Stacey Jones, for many years practicing at Darby, Pa. The book sells quite extensively, and has the elements in it of a generally popular work. It is especially adapted to the wants of country practitioners who, to be successful, as Dr. Jones contends, must, even though Homœopaths, be able to treat their patients by other means. The work consists of 324 8vo pages, divided into 149 "Sections." Each section is devoted to some curative agent, giving the Homœopathic dose—if the remedy be one that is used Homœopathically—and also the "official dose." Of other remedies, take as a specimen "hot water." Six pages are devoted to this remedial agent, and they contain a fund of useful hints to any one. Section 69 is not devoted to any special remedy, but is composed of 18 pages of "hints" that are very useful, and some of them decidedly original—to medical works, at least, hints about night cramps, hiccough, vomiting of pregnancy, constipation, bed sores, signs of death, nosebleed, sleeplessness, seasickness, and many other things of a like trend, little things that make a doctor popular. The work is rounded out with a very complete "Repertorial Index." The price is \$2.00 net, by mail, \$2.11.

MEDICINES.

Time was when the Homœopathic physician prepared his own medicine, but as the number of drugs increased, and the demand upon the time of the physician became more pressing, this most important duty was gradually relegated to the Homœopathic pharmacist. The Homœopathic pharmacist's duty in preparing medicine is second only in importance to that of the physician in prescribing it; if he fails in the quality or accuracy of his

medicines through ignorance, carelessness or a desire to increase his sales by the allurements of "cheapness" (that is so tempting a bait to many), his failure nullifies the skill of the physician, and, it may be, costs human life.

For close on to half a century the house of Boericke & Tafel has had the confidence of Homœopathic physicians of this country, and, indeed, all other countries where Homœopathy is practiced; the absolute accuracy and entire reliability of the medicines furnished by them for so many years in the past, and the same policy inflexibly adhered to in the present, has earned that confidence, and will continue to merit it in the future. But with the unprecedented increase in the patrons of Homœopathy of late years, there has sprung up a race of pharmacists who are, to use their own language, "up to the times," and who "meet competition," with all that is implied in the term. When a pharmacist or his oily-tongued drummer offers tinctures at *less than the cost of importation*, and who, with one-hundredth the stock, is always able to *cut a little under* the prices of reliable houses, why—the wise physician can draw his own inferences. Many of the great tincture polychrests of Homœopathy must be prepared from the fresh plant where that plant grows; but to do this and import the tincture, and pay duty, costs money and leaves no margin for the cheap man's tactics. A tincture of *the same name*, however, prepared from the dried herbs, can be prepared for a trifle, and can "meet competition" for the benefit of those who delight in drug "bargain-counter" methods.

We have said it before, but it will bear frequent repetition, that there is nothing easier to prepare than "cheap" Homœopathic medicines and goods—tinctures, triturations, "tablets" and all the rest—and nothing that will more surely undermine Homœopathy than these same "cheap" preparations. Of what avail is it for the physician to search his *Materia Medica* for the true *similimum*, if, when found, his aim is to be defeated by faulty medicines? Many physicians have volunteered the statement, after first prescribing that firm's medicines, that the responses they got were much quicker and more satisfactory than ever before obtained from medicines bought elsewhere.

DR. P. C. MAJUMDAR, one of the leading Homœopathic practitioners of India, and a delegate from that country to the recent World's Fair Congress, while in the United States completed

arrangements with Messrs Boericke & Tafel to publish a practical treatise on cholera from his pen. As India is the birthplace of that disease, and as Dr. Majumdar is a native of that country, and has had many years' experience in treating the disease, his book will possess a peculiar interest and will doubtless be read with attention by all interested in the subject. It will make a small, compact volume, that may be carried in the pocket, and where the epidemic prevails will be a most welcome companion.

PROFESSOR MARTIN DESCHERE, M. D., of the New York Homœopathic Medical College, has been engaged for some years on a work on the diseases of children, which, when completed, will be published by Messrs. Boericke & Tafel. Dr. Deschere does not believe in hurried book-making, maintaining that a Homœopathic medical work should embody the ripe fruits of experience and study. A book from the pen of a man holding this idea is sure to be of unusual value. It is impossible to say when the work will be ready for the compositor, but as much of it is completed it is to be hoped that the time is not far distant.

PROFESSOR JAMES C. WOODS' *A Text-book of Gynæcology* is now running through the press, and the pres proofs show that typographically the book will be one of the finest of its kind ever issued. The numerous illustrations show up very handsomely, and will be a great help to all students of gynæcology. The book will run about 800 pages, and will be completed about the last of September.

SAFETY IN CHOLERA TIMES.—A small book intended for the public, giving its origin, its characteristics, causes, rules to observe in its presence, and the Homœopathic treatment. There is added Hahnemann's remarks on the treatment of cholera, together with comparative statistics from official sources, in which Homœopathy in Europe has a death rate of 8.8 per cent., and Allopathy 51.3 per cent. Competitors for that "\$100 prize for the ridiculous pretensions of modern Homœopathic medical practice" should not overlook such pretensions.—*Pulte Quarterly*.

Cloth, 50 cents; by mail, 54 cents.

PERSONAL AND IMPERSONAL.

Dr. J. L. Leachman, of Summertown, Tenn., writes of the remedy introduced in Dr. Burnett's *New Cure for Consumption*: "I have been using it in lung troubles, and cannot find anything that comes up to it."

Edwin Arnold says that cholera is simply a "colossal protean stomach ache," all of which doesn't alter ache, however.

The new *Medical Century* has changed hands, Dr. Fisher having bought it out; he is now editor and publisher.

Dr. Galippe has discovered the microbe that causes "gravel and stone" in the bladder. Next!

Dr. Wells LeFevre writes that the city of Hot Springs, Ark., has passed an ordinance licensing "doctor drumming." Cut the drummer if you go to Hot Springs.

FOR SALE! A \$1500 to \$2000 practice established for ten years, in a country town of more than 4000 population, surrounded by a thickly settled country in a Rocky Mountain State. Good reasons for selling. Best of schools. Terms reasonable. None but a *genuine Homœopath* with plenty of snap wanted. Address Dr. Z., care of HOMŒOPATHIC RECORDER, P. O. Box 921, Philadelphia.

"I had rather live with cheese and garlic in a windmill" is Shakespearian and strong.

"Fumigation, railroad quarantine, libations, and sprinklings with anti-septic powders and fluid" are, in the opinion of Mr. Ernest Hart, "mere sacrifices to the popular ignorance and prejudices" in the prevention of cholera.

Dr. Hunter McGuire says: "In the South the negro is deteriorating morally and physically" and in time will disappear from the continent. "Mebbe," as John Chinaman would say.

Imagine Shakespeare or Milton "out of print!" Yet Hahnemann, greater than either for human welfare, is out of print in one of his noblest works, the *Chronic Diseases*. Subscribe for it.

The Peroxide of Hydrogen, made by the Oakland Chemical Co., will be found extremely satisfactory.

If you want a good German Homœopathic journal, subscribe for Dr. Viller's *Archiv für Homœopathie*, \$2.75 a year. See advertisement.

A shrewd doctor has invented an "old superstition," that it is bad luck to have a baby start in life in debt; as a consequence his obstetrical bills are all promptly paid.

The "common name" is Antipyrine, but the "scientific name" according to the *Progres Medical* is now *Phenyldimethylprazoline*. "Sulphonal" now beams forth as *Diethylsulphondimethylethane*.

Dr. W. J. Martin's pointer on *Tarentula cub.*, in diphtheria is worth storing away in the mind. See June RECORDER.

Dr. T. Griswold Comstock has removed to his new residence, 3401 Washington avenue, St. Louis.

Dr. Bradford's "Life of Hahnemann" will be a very interesting feature in the RECORDER. Subscribe now. \$1.00 a year. Published monthly.

If you want a repertory that covers the whole field, and in which it is as easy to find a symptom as it is to find a word in the dictionary, get Allen's *Symptom Register*.

Dr. Wood's *Text-Book of Gynecology* will be the completest Homœopathic work of the kind ever issued.

THE HOMŒOPATHIC RECORDER.

VOL. VIII. PHILADELPHIA AND LANCASTER, AUG., 1893. NO. 8.

(Copyright applied for.)

THE LIFE OF HAHNEMANN.

By Thomas Lindsley Bradford, M. D.

[CONTINUED.]

CHAPTER IX.

GOMMERN—LIFE AT DRESDEN—LITERARY WORK—THE WINE
TEST—SLUMBER SONG.

Hahnemann now used only the remedies called "specifics," whose effects were in a measure known. Their physiological action was, however, but little understood. The schools were not in accord. One school would prescribe for a given disease a drug that another would unreservedly repudiate. It was known that a certain drug in a certain case would produce a certain effect. But the combination of drugs in vogue prevented this property from being perfectly ascertained. His dissatisfaction increased. He looked to the medical knowledge of the day for a reliable method of curing his patients, and met nothing but doubt and disappointment.*

One can readily understand that to Hahnemann, the translator, the philologist, accustomed to the arbitrary rules governing language, this laxity and confusion in the laws of medicine must have been a continual source of annoyance.

Let it be borne in mind that he was a thoroughly well-posted physician, skilled both in theory and practice, better read in the various notions of the medical books of the time than most of his fellows. Besides, his position as "Stadtphysikus" was an influential one.† In Germany the pharmaceutical chemists are under the control and supervision of a medical officer called the

**Hom. World*, Vol. X., p. 132. †Burnett's "Ecce Medicus," p. 133.

“Stadtphysikus,” who must necessarily be a well-posted medical man. He visits the chemists’ shops and drug stores of his neighborhood at stated intervals to inspect the drugs. The fact of his holding this position is proof enough of his ability as a physician.

He was also a surgeon; his treatment of necrosis by scraping the bone proves that. He was a prominent physician of the time, and yet we find him honestly saying, so little confidence had he in the prevailing methods, that most of his patients would have done as well without his aid.

The inconsistencies and fallacies of the day fell so far below his ideal of a possible healing art that he was loath to continue in practice. He had dear ones depending upon his labors, and his position as health officer gave him a certain means of support, and on the other hand, he was a conscientious man, and remembered the teachings of his good father, never to accept anything in science until it had been proven to be true by investigation. After some time of doubt his honesty won the battle, and he resolved to investigate for himself; to discover if God had not indeed given some certain law by means of which the diseases of mankind could be cured with certainty.

Although his heart was absorbed in the desire to do good, and his love for medical science was very great, his ideas of right prevented him from continuing longer in practice.

Consequently he resigned his position at Gommern, in the autumn of 1784. He, in his autobiography, says that he located at Gommern towards the close of the year 1781, and that he remained there for two and three quarter years, marrying soon after entering upon his duties as town doctor. The parish register of Dessau gives December, 1782, as the time of his marriage; Albrecht also mentions 1782, as the bridal year. According to this, Hahnemann must have been at Gommern for some months before his wedding occurred. Living two years and nine months at Gommern, he must have departed for Dresden in the fall of 1784.

It has been asserted that Hahnemann was compelled to relinquish at this time the practice of medicine, because he was unable to earn a living. This, however, is not true. He had the important position of town physician, with its certain income; he had also other practice until he absolutely refused to treat those who had long been his patients, and besides this his translations brought him in a further sum. Had he wished he

could have remained in Gommern, for means for his ample living were assured. According to the statements made by his contemporaries and by himself, he resigned his position, and left Gommern simply because he had become disgusted with the errors and uncertainties of the prevalent methods of medical practice, and wished earnestly to seek for some better method. He reduced himself and his family to want for conscience sake.*

Despite the perplexities of his professional life, Hahnemann enjoyed a happy home life; he had his young wife and his little Henrietta to gladden his heart. That he was a tender and affectionate father, is well shown by the following slumber song, or lullaby, which he composed for his baby, while living at Gommern. It may thus be translated, and still retain all the sweetness and force of the original German :

Sleep daughter, gently !
The yellow bird chirps in the wood;
Lightly it jumps o'er the ice and the snow,
And quietly sleeps on bare branches—so,
Gently sleep.†

As has been stated, Hahnemann located at Dresden in the autumn of 1784; he remained in that city until the time of Michaelmas (last of September), 1789. Dudgeon says that the latter portion of this time, he passed in the village of Lockowitz, near Dresden.‡

The change from the dead and alive Gommern, whose inhabitants never before had a doctor and did not wish for one, to magnificent Dresden, the home of the arts and sciences, must have been, to our scholar, very delightful, Dresden, at this period, was a fortified city, the residence of the Elector of Saxony, and contained many handsome buildings, among which were the Elector's palace; the great cathedral; the gallery of paintings, rich in the masterpieces of Correggio; the Academy of Architecture, Sculpture and Painting; and many fine private mansions.

There was also a Japanese palace, which was a vast museum of valuable articles of *virtu*, among its treasures being a collection of foreign and Saxon china and porcelain. The first and second stories of this palace were devoted to the Electoral Library, that had been made up of several smaller collections and at the time of which we write contained some 140,000 volumes. This library was one of the richest in Germany in historical and antiquarian works.

* "Ecce Medicus," p. 40. † "Biographisches Denkmal," p. 111. ‡ "Biography of Hahnemann," 1854, p. 21.

Dresden, with its wealth and culture, with its massive bridge spanning the swift-flowing Elbe and uniting the old and new town—princely Dresden, gave to Hahnemann ample opportunity for the life of scholarly delights that he had so greatly desired.

He did not practice medicine, but devoted himself to his translations from the French, English and Italian. He also pursued with renewed zeal the study of his favorite chemistry. He became a very great friend of the town physician, one Dr. Wagner, who gave him valuable assistance in the study of medical jurisprudence, introduced him to the hospital, and, on account of his own illness, obtained magisterial consent to his appointment to the charge of the town hospitals for a year, placing all the infirmaries under his charge. It must be remembered that the Hahnemann who was chosen to take the place for the time of the highest medical officer in that country was no unknown young physician. He was well known to the world of medicine and of science; his chemical researches and his masterly translations of scientific books had also spread his fame beyond his own country.

He also formed the friendship of the celebrated philologist, John Christopher Adelung, the superintendent of the Electoral Library. There was much similarity of thought between these distinguished scholars. But a short time before Adelung had resigned a position of honor at Erfurt for opinion's sake, as Hahnemann had for a like reason just done at Gommern.* Like Hahnemann, Adelung was a man of great industry; he possessed a vast knowledge of languages, had composed much, and was a close student, devoting himself, it is said, for fourteen hours daily to study. To show the extent of his learning it may be mentioned that he was the compiler of a book in five large volumes, Berlin, 1806-17, which is a history of all the known languages and dialects of the world, with an account of all the books printed in or relating to them; it is known as the "Mithridates" of Adelung.

The use of this extensive library, which his friend Adelung granted freely to Hahnemann, was of great benefit in his studies. Dassdorf, the librarian, also became his friend and greatly assisted him. During this delightful literary life Hahnemann met the author and experimentalist Blumenbach, and the brilliant but ill-fated chemist Lavoisier, who in the reign of terror at Paris became a victim to the guillotine.

*" Biography of Hahneman," *Hom. World*, Vol. 10. p. 134.

Happy in the congenial company of these talented men, at home in the quietness of the great library, with all his desires for knowledge gratified, the four years of Dresden life passed very speedily.

His son Frederick was born in Dresden, in 1786, and his second daughter, Wilhelmina.

Here he made the following important translations:

In 1787, Demachy's "Art of Manufacturing Vinegar," from the French; in this giving many original notes and an original appendix. The same year he made another French translation, on the "Detection of the Purity and Adulteration of Drugs," by J. B. Van den Sande. Van den Sande was an apothecary at Brussels, who had in 1784, published a book with the above title.

Hahnemann, in translating it into the German so added to, and amended it that the main part really was his work. All Hahnemann's directions are as usual complete and careful. His tests for drugs are concise and correct. He introduces many new discoveries and suggestions for the detection of adulteration. He shows also earnest efforts to determine the limits of the activity of substances and their solubility. In all his suggestions he is exceedingly accurate. He complains of the untrustworthiness of pharmaceutical preparations "which no conscientious doctor could prescribe," and asks, "on what can a doctor rely?" He imparts many important chemical discoveries. It is in this publication that he first gives his celebrated wine test. Wine was often sweetened by the addition of sugar of lead which caused colics, emaciation and death. The Wirtemberg wine test, in use at this time, was very uncertain; and by it iron and lead could not be distinguished. After exhaustively discussing the subject, he presents the following: "Acidulated sulphureted hydrogen water precipitates arsenic, lead, antimony, silver, mercury, copper, tin and bismuth, present in a suspected fluid. By the addition of the acid, metals of the iron group to be tested remain in solution."

This is Hahnemann's wine test, and is to-day used in the laboratory of the chemist as a test for metals. With this he detected lead in a solution of the proportion of 1 to 30,000. This test was greatly praised by the chemical and scientific journals of the day. Trommsdorff's *Journal of Pharmacy* stated that ignorance of Hahnemann's Wine Test was damning evidence of the incompetence of many apothecaries.*

* "Ameke," pp. 21-29.

In 1789 he translated the "History of the Lives of Abelard and Heloise" from the English of Sir Joseph Barrington. This translation was mentioned by the critics as being correct and fluent, and of value to romantic history.

CHAPTER X.

LIFE AT DRESDEN—ORIGINAL WRITINGS—CHEMICAL DISCOVERIES—SOLUBLE MERCURY—DEPARTURE FOR LEIPSIK.

Hahnemann, during his stay at Dresden, published also the following original books. In 1786, a masterly work on "Poisoning by Arsenic: Its Treatment and Judicial Investigation." This book marked a new era in the analysis and best modes of detection of arsenical poisoning. This he calls his firstling, and dedicates it "To the Majesty of the good Kaizer Joseph."

In it he devotes space to discussion of the limit of the activity of the *Arsenic*. He opposes the unregulated sale of *Arsenic* "fever powders," and advances plans for the prescription of poisons, that have since been adopted. He suggests that there be a locked room for poisons in the drug store; that only the proprietor or some responsible representative should have the key; that record should be kept in a book of the name and address of each purchaser, who should also sign this record, which should be open to the inspection of a Board of Examiners, yearly. In his patient research he quotes 861 passages from 389 different authors and books, in different languages and belonging to different ages, and gives accurately both volume and page.*

By means of Hahnemann's book new and better modes of analyzing *Arsenic* were introduced into medical jurisprudence. It received praise from the leading scientists of the day.

Hahnemann's opinion in regard to the medicine of the time is fully shown by the following statement published in the preface of this book:

"A number of causes—I dare not to count them up—have for centuries been dragging down the dignity of that divine science of practical medicine, and have converted it into a miserable grabbing after bread, a mere cloaking of symptoms, a degrading prescription trade, a very God-forgotten handiwork, so that the real physicians are hopelessly jumbled together with a heap of befrilled medicine mongers. How seldom is it possible for a

* Ameke, p. 17.

straightforward man by means of his great knowledge of the sciences, and by his talents to raise himself above the crowd of medicasters, and to throw such a pure, bright sheen upon the Healing Art at whose altar he ministers that it becomes impossible even for the common herd to mistake a glorious, benign evening star for mere vapoury skyfall. How seldom is such a phenomenon seen, and hence how difficult it is to obtain for a purified science of medicine a renewal of her musty letters of nobility.”*

At this time he was greatly devoted to chemistry, and contributed, during the years 1787–88–89, the following important essays to Crell's *Annals of Chemistry*. This journal was the first to be devoted to chemistry in Germany, and Hahnemann was a contributor from 1787 to 1794. “On the Difficulty of Preparing Soda from Potash and Kitchen Salt.” At this time soda prepared by means of the methods known, cost nine shillings a pound. Hahnemann by means of potash and by crystallization at different temperatures obtained it from salt much cheaper. “On the Influence of Certain Gases in the Fermentation of Wine.” The method for the rapid manufacture of vinegar, discovered in 1833, and at this time in use, was to let alcohol rapidly run over chips of beech wood. In this essay Hahnemann announces his discovery that the influence of the oxygen of the air will rapidly produce the desired result. He tried the effect of three gases on wine. He prepared three bottles, each containing four ounces of wine, In one he placed oxygen gas; in another, nitrogen; in the other, carbonic acid. He sealed them, kept them for two months at the same temperature, shaking each thirty times a day. Upon examination, he found that the wine in the oxygen bottle had become strong vinegar. “On the Wine Test for Iron and Lead,” “On Bile and Gall Stones.” In this he exposed the fresh bile from a man who had been shot while in health, to the effect of certain salts, in order to test their value in liver diseases. “Essay on a New Agent in the Prevention of Putrefaction.” He found that lunar caustic is an antiseptic in a solution of 1 to 1000, and observed antiseptic effects from a solution of 1 to 100,000. “Unsuccessful Experiments,” “Letter to Crell on Baryta,” “Discovery of a New Constituent in Plumbago,” “Observations on the Astringent Principles of Plants.”

We come now to another important treatise, the “Exact Mode

*J. C. Burnett's “Ecce Medicus,” p. 33. London, 1881.

of Preparing the Soluble Mercury, 1789." Chemists had for a long time been searching for a preparation of *Mercury* less corrosive than the sublimate, muriate or sulphate, then in use. Hahnemann, by the use of nitric acid and iron, at last obtained the desired result. Gren, who had previously attacked Hahnemann on his test for metals, said of this: "The problem of Herr Macques to obtain a preparation of *Mercury* which is at once very soluble in the acids present in the body, and yet free from corrosive properties, is fully solved by Herr Hahnemann's *Mercurius solubilis*." This preparation has been greatly praised by chemists and physicians.

"Instructions Concerning Venereal Diseases, Together with a New Mercurial Preparation." In this he gives instructions concerning the use of *Mercury*, and treats of its effects on the body, known as "mercurial fever." This book was written at Lockowitz, near Dresden, in 1788, and was published at Leipsic, in 1789. He also published several other papers about this time on the subject of *Mercury* and its relation to syphilis.

But the insatiable thirst for extended knowledge still impelled Hahnemann, and in the latter part of September, 1789, he removed to Leipsic "in order to be nearer to the fountain of science."

It is well to consider the next words of his autobiography very carefully: "Here I quietly witness the Providence which Destiny assigns to each of my days, the number of which lies in her hand." Only ten years before he had received his degree as physician, and during that time had become so dissatisfied with medical methods that he preferred to devote all his time to literary life, continuing in the meantime his chemical labors and investigations. In this time he had discovered very many valuable facts in chemistry, had translated several scientific books into the German, and had given to the world a number of essays on important subjects. It is interesting in this connection to note the effect of the life of the man during these ten years upon his future. It would seem that the days passed in the library of Baron Bruckenthal, the practice in Hungary, the hours of doubt and uncertainty in sleepy Gommern, the delightful intercourse in scholarly Dresden, all became means to develop and equip Hahnemann for the brilliant discoveries that he was soon destined to make. The translation concerning the adulteration of drugs led him to doubt the good faith of the pharmacists, and his knowledge gained while inspector of drugs, of their substitutions and fraudulent prac-

tices probably went far in the future to favor his desire to prepare and dispense his own medicines. And the hours of painstaking necessary in translating were the means of giving his mind the needful exactness for the future mathematical law of healing God was to allow him to discover. How little did he yet understand the "Providence that Destiny was to assign to his days!" The long years of persecution; the quiet of the garden of Koethen; the luxury of life in the gayest city in the world; and the peaceful end with the knowledge that he "had not lived in vain!"

CHAPTER XI.

BELOVED LEIPSIK—CULLEN'S MATERIA MEDICA—FIRST EXPERIMENTS WITH PERUVIAN BARK—FIRST PROVINGS UPON THE HEALTHY.

Once more established in his beloved Leipsic, he resumed his translations. In 1790 he published a translation from the English: "Ryan on Diseases of the Lungs," and the same year, from the Italian: "Fabbroni on the Art of Making Wine on Rational Principles," adding, as was his custom, many notes. *Crell's *Annalen* says: "Well merited applause this work has received. Besides the fact that this translation is faithful and successful, Herr Hahnemann has added precious notes which expand and elucidate Fabbroni's principles; he has thus enhanced the value of the work."

We now come to the translation of a very important book, from which must be dated the discovery of the Law of the Similars, Cullen's "Materia Medica." It has been asked why Hahnemann at this time *happened* to translate this particular book, and it has been asserted that he used it as a blind to foist on the world his particular theories. It is not probable that when he commenced upon "Cullen" Hahnemann had any particular medical theories, but only a growing disgust for the medical fallacies of the day. This is clearly evidenced by his writings at that time. It is not to be wondered at that he should translate the work at that time. He was translating for money, for the booksellers and publishers of Leipsic, and it is not likely that he selected the books which he was to translate.

Dr. Cullen was an authority on the subject of the *Materia Medica* of his day, an experienced lecturer, a talented chemist, and a brilliant and popular teacher in Edinburgh. Naturally

*Ameke, page 40.

the Germans wished to learn of his new and peculiar theories regarding disease, as well as to obtain the use of his *Materia Medica*, that at this time was a standard work.*

Hahnemann was the most accomplished translator of medical works of the time, and what more natural than that the task should be given to him. Cullen published the first edition of this book, in London, in 1773. Another edition was issued in 1789, in two volumes, and it was this edition that Hahnemann used in his translation. In this book, Volume II., Cullen devotes about twenty pages to *Cortex Peruvianis* (Peruvian Bark), giving its therapeutical uses in the treatment of intermittent and remittent fevers, advises its use to prevent the chill, and gives minute directions for the safest period of the disease in which to use it. Hahnemann was impressed with the use of this drug, with which he as a physician had before been familiar. Something in the manner in which Cullen wrote decided Hahnemann to experiment with it upon himself and to see what effect it would have upon a person in perfect health. The result of this experiment will be given in Hahnemann's own words. In the translation of William Cullen's "*Materia Medica*," Leipsic, Schweikert, 1790, page 108 of Volume II., appears the following foot note by Hahnemann: "By combining the strongest bitters and the strongest astringents, one can obtain a compound which, in small doses, possesses much more of both these properties than the bark, and yet no specific for fever will ever come of such a compound. This the author (Cullen) ought to have accounted for. This will, perhaps, not so easily be discovered for explaining to us their action, in the absence of the *Cinchona* principle." "Substances which excite a kind of fever, as very strong coffee, pepper, *Aconite*, *Ignatia*, *Arsenic*, extinguish the types of the fever. I took by way of experiment, twice a day, four drachms of good *China*. My feet, finger ends, etc., at first became cold; I grew languid and drowsy; then my heart began to palpitate, and my pulse grew hard and small; intolerable anxiety, trembling (but without cold rigor), prostration throughout all my limbs; then pulsation in my head, redness of my cheeks, thirst, and, in short, all these symptoms, which are ordinarily characteristic of intermittent fever, made their appearance, one after the other, yet without the peculiar chilly, shivering rigor."

"Briefly, even those symptoms which are of regular occurrence and especially characteristic—as the stupidity of mind, the kind

*Cullen died in 1790.

of rigidity in all the limbs, but, above all the numb, disagreeable sensation, which seems to have its seat in the periosteum, over every bone in the body—all these make their appearance. This paroxysm lasted two or three hours each time, and recurred *if I repeated this dose, not otherwise*; I discontinued it, and was in good health."* The next note, occurring but a few pages beyond, in the German translation, is as follows:

"Had he (Cullen) found traces in bark of a power to excite an artificial antagonistic fever, he certainly would not have persisted so obstinately in his mode of explanation."

Further on Cullen says: † "Although I would not rigorously insist on the employment of a single dose near to the time of accession, yet I am strongly of opinion, that the nearer the exhibition is brought to that time, it will be the more certainly effectual. To explain this not commonly understood; we must remark, that the effects of the bark on the human body are not very durable. I have had opportunities of observing that a considerable quantity of bark given, was not sufficient to prevent a relapse in a few days after." Hahnemann makes the following foot note about this: "How comes it that the effects of bark are so short lived, as is indeed the case, if it be not true that bark, besides the astringent and tonic bitter propensities ascribed to it by writers, especially by the author, possesses another power, (that of exciting fever of a peculiar kind)?" ‡

A very graphic description of these experiments of Hahnemann is given in "Samuel Hahnemann, a Biographical Study,"|| as follows: "To judge of the physiological effect of bark he took several doses as prescribed by the profession for ague. The result was that in his previously healthy system there occurred decided paroxysms resembling those of ague. The experiment had carried him farther than he anticipated. It had taught him not only the exact physiological effects of bark; it had shown him that those effects were apparently the same as the symptoms of the disease it was given with undeniable success to cure. Does Bark, then, he asked, produce the same symptoms as it removes? Does it alike produce and cure Ague? It is called a Specific.§ Is the Specific curing power of drugs founded on such a principle? Do they all uniformly excite a counterfeit

**Brit. Jour. Hom.*, Vol. 24, p. 207. Ameke, p. 103. †Cullen's "Treatise of the Materia Medica. Edinburgh, 1789. Vol. 2, p. 64. ‡*Brit. Jour. Hom.*, Vol. 24, p. 215. ||*Hom. World*, Vol. 10, p. 234. 1875. § Well known to physicians at that time.

disease to that which they remedy? Drug after drug, specific after specific was tested on himself and on healthy friends with one unvarying result—each remedy of recognized specific power excited a spurious disease resembling that for which it was considered specific. But many more symptoms than those diagnostic of any one disease resulted from almost every medicine, and aroused a hope in the experimenter's mind of specifically treating a greater number of diseases than had ever been so treated before. Besides discovering many valuable medicinal phenomena undreamt of, he verified his discoveries and observations by ransacking the volumes of recorded experiments on *Materia Medica* and the whole history of poisoning. The effect of his investigations was not, therefore, a blind leap from one false theory to another which might be equally fallacious and more mischievous than the former one. Six years were expended in proving drugs and verifying his principle before proclaiming it to the world."

Regarding these first experiments in proving drugs on the healthy, Everest says: * "Inasmuch as the action of the same substance varied according to the age, sex, and idiosyncrasy of the subject to whom it was administered, it was not considered sufficient to experiment on a few individuals. His own family were all pressed into the service, and each substance was tried in various doses on many different persons, under every possible variety of circumstance, and beneath the immediate inspection of Hahnemann himself."

CHAPTER XII.

POVERTY—CONTINUED LITERARY LABORS—POWERS OF PERUVIAN BARK—FAITH IN GOD'S GOODNESS.

Hahnemann at this time, 1790, was poor; he had a growing family, and nothing to depend upon but his translations, to which, and to his chemical researches, he devoted all his time. The Rev. Mr. Everest, who was a personal friend of Hahnemann during the latter years of his life, and who certainly knew from his own lips somewhat of his earlier years, says:† "It was in the midst of poverty, in one little room which contained his whole family, in a corner, separated from the rest of them by a curtain, under every discouragement, and with a hungry family

* "Popular View of Homœopathy," p. 85. New York, 1842.

† Russell's "Homœopathy in 1851," p. 305. Edinburgh and London, 1852.

to maintain by hard drudgery, in the intervals of his own investigations, that he set himself to his task. It may, perhaps, give a better idea of the man himself, if I mention, that, when I once asked him why he smoked he replied: 'Oh, it's an idle habit, contracted when I had to sit up every other night, in order to get bread for my children, while I was pursuing my own investigations by day.' I then learned on farther inquiry, that having resigned his practice as a medical man, he was compelled to earn a living by translating for the booksellers, and had, to enable him to continue his investigations, adopted the plan of sitting up the whole of every other night."

Thus it may be seen that Hahnemann was greatly in earnest to thus follow his new theory, and endeavor to find some better and surer method of healing the sick than was at that time known. Certainly his self-denying life is sufficient answer to the half lies of his detractors, ancient and modern. It was the effort of a single-minded and pure-hearted man to discover the truth in the manner that his father had long before taught him in this maxim: "Never take anything for granted, nor receive anything in any science as a truth, until you have investigated it for yourself."

During the year 1791, Hahnemann received honors from two important societies. He was elected a member of the Oekonomische Gesellschaft of Leipzig, and also Fellow of the Academy of Sciences of Mayence.

His discoveries in chemistry, and his wonderful knowledge of medical subjects were attracting the attention of the scientific men of his time.

During the year, 1791, he translated Grigg's "Advice to the Female Sex;" Arthur Young's "Annals of Agriculture," in two volumes; Rigby's "Chemical Observations of Sugar;" Monro's "Medical and Pharmaceutical Chemistry," two volumes, from the English; and Metherie's "Essay on Pure Air," from the French. *Crell, in mentioning this new translation in the *Annalen*, says: "The translator is Dr. Hahnemann, a man who has rendered many services to science both by his own writings on chemistry, and by his excellent translations of important foreign works. His services have been already recognized, but deserve to be still more so."

He, also, during this year, wrote original articles for Crell's *Annalen* on "The Insolubility of Metals," and on the "Best

*Ameke, p. 40,

Means of Preventing Salivation, and the Destructive Effects of Mercury."

Monro in his "Chemico-Pharmaceutical Materia Medica," also mentions the *Cortex Peruvianis*, devoting to it about twenty pages of the second volume, and Hahnemann again adds original notes as follows:

* Monro having said: "I have seen people who within a month have taken from eight to ten ounces of it (*Cortex Peruv.*) without the least good effect; but who on the other hand were cured when they took two ounces in a single day, and kept up this dose for two or three days successively."

To this Hahnemann made the following answer: "Nor is this quantity necessary. The patient is not overloaded, and an equally good result is attained in regular intermittent fever if, shortly before the expected attack, one or two good doses are administered; for instance, two hours and one hour before the approach of the paroxysm, from one and a half to two drachms in each dose of good bark in substance. All previous doses given long before the attack are of little or no avail in checking it. Should the first attack not appear, then let the same treatment be followed with respect to the second, and reduce the dose to half at the time the third may be expected."

"If, as Cullen and others suppose, the anti-pyretic power of bark proceeded from its tonic properties, it would be more to be depended on to cure Intermittent Fever in the first mode of exhibition than in the second, since the system must be certainly more strengthened by taking ten ounces in a month than by taking one or two ounces in five or six doses immediately before the attack; but this is not the case. If, however, my opinion, more circumstantially worked out in the remarks on Cullen's 'Materia Medica,' be admitted, 'that the bark, besides its tonic property, overrules and subdues intermittent fever by exciting a fever, peculiar to itself, and of short duration,' then it will not be difficult to solve this paradox. All other substances which excite antagonistic irritability and artificial fever, check intermittent fever, if administered shortly before the attack, as specifically as bark, only they are not so certain in their operation. Of this kind are *Ipecacuanha*, taken dry, *Ignatia*, *Arsenic*, *Pepper*, *Wine*, and *Brandy*, a concentrated infusion of several ounces of burnt coffee with lemon juice, and so on, none of which belong in the least to tonic remedies. The first (*Ipecacuanha*) is even

* *Brit. Jour. Hom.*, Vol. 24, p. 218.

useful in cases where bark has been already tried in vain, or with injury to the patient. Besides, there are medicines much more bitter and astringent than bark, for instance, the powder of gall apples mixed with gentian root, and still the bark is preferred for checking intermittent fever; indeed, all bitter plants excite, in large doses, some artificial fever, however small, and thus occasionally drive away intermittent fever by themselves. I have stated my opinion on this subject and would add that this power to excite a peculiar fever appears the more probable from the well known fact that, in common with everything which stimulates the action of the heart and arteries, it increases the heat, even in the mildest attacks, if administered during the hot stage itself, especially where fulness of blood predominates."

The next remark on the bark disease can be found in the "Organon." There is also a note in the third volume of the 1825 edition of the *Materia Medica Pura* regarding the fever-exciting power of *Cinchona*.

So much has been written about this discovery of the intermittent fever producing powers of *Quinine*, and so many misrepresentations made of Hahneman's position in the matter that it has been deemed wise to make these quotations at length. "Hahnemann never said that bark could produce intermittent fever in a healthy person, but that the artificial, antagonistic fever produced by bark is attended with symptoms similar to those which appear in the intermittent fever."*

In Hahnemann's proving of *China* the names of twenty-one of his pupils are mentioned as provers.†

Hahnemann was not the first to try drugs on the healthy organism. Anton Stoerck, on June 23, 1760, rubbed fresh *Stramonium* on his hands to see if, as the botanists said, it would inebriate him.‡ It did not, and he then rubbed some in a mortar, and, sleeping in the same room, got a headache. He then made an extract, placing it on his tongue. He wished to know if the drug could be safely used as a remedy. Stoerck says that if *Stramonium* disturbs the senses and produces mental derangement in persons who are healthy, it might very easily be administered to maniacs for the purpose of restoring the senses by effecting a change of ideas. Crumpe, an Irish physician, tried drugs on the healthy, and published a book in London on the effects of *Opium*, in 1793, three years after the first experiments

**Brit. Jour. Hom.*, Vol. 24, p. 218. †*Brit. Jour. Hom.*, Vol. 24, p. 232.

‡"Ecce Medicus," pp. 91-4.

of Hahnemann. Hahnemann refers in the "Organon" to the Danish surgeon, Stahl, who says: "I am convinced that diseases are subdued by agents which produce a similar affection."*

Haller, of the University of Gottingen, wrote:† "In the first place the remedy is to be tried upon the healthy body, without any foreign substance mixed with it; a small dose is to be taken; attention is to be directed to every effort produced by it on the pulse, the temperature, the respiration, the secretions."

The first portion of the "Organon" is devoted by Hahnemann to citations from medical writers in whose experiments the law of the similars is clearly foreshadowed. Several *almost* reached the practical deductions from this law. Hahnemann alone possessed the necessary medical and chemical knowledge to follow out and develop the vague ideas of his medical fathers. The years of study in the vast libraries were beginning to bear fruit. The law was there, had been from the first; the mind to grasp that law was needed. Hahnemann always modestly said that his discovery was God's gift to him for the benefit of mankind.

During the year 1792 Hahnemann published an article in Crell's *Annalen* on the "Preparation of Glauber's Salts," and also on the "Art of Wine Testing." He also wrote the first part of the "Friend to Health." This consists of a series of short essays on hygienic subjects, and will well repay careful study at the present day. It may be found in the "Lesser Writings."

He did not now practice medicine; his translations gave him but a meagre support; he had a growing family, and some time, probably in the year 1791, poverty compelled him to remove from Leipsic to the little village of Stotteritz. Burnett says of this time: †"He there clad himself in the garb of the very poor, wore clogs of wood, and helped his wife in the heavy work of the house, and kneaded his bread with his own hands."

His children fell sick; the future looked very dark to the honest seeker after truth. He had lost faith in medicine. Of this time he writes: ||"Where shall I look for aid, sure aid? sighed the disconsolate father on hearing the moaning of his dear, inexpressibly dear sick children. The darkness of night and the dreariness of a desert all around me; no prospect of relief for my oppressed paternal heart."

* "Organon," New York, 4th ed., p. 91. † *Monthly Hom. Review*, Vol. 10, p. 584. ‡ "Ecce Medicus," p. 43. || Letter to Hufeland, "Lesser Writings," New York, p. 513.

“In an eight years’ practice, pursued with conscientious attention, I had learned the delusive nature of the ordinary methods of treatment, and from sad experience knew how far these methods were capable of curing.”

“Perhaps the medical art is incapable, as has been said, of any greater certainty.”

“Shameful, blasphemous thought! I exclaimed. What! shall it be said that the infinite wisdom of the eternal spirit that animates the universe could not produce remedies to allay the sufferings of the diseases it allows to arise? The all-loving paternal goodness of Him whom we cannot even call by a name worthy of Himself, who richly supplies all wants, even the scarcely conceivable ones of the insect in the dust, imperceptible by reason of its minuteness to the keenest mortal eye, and who dispenses through all creation, life and happiness in rich abundance—shall it be said that He was capable of the tyranny of not permitting that man, made in His own image, should even by the efforts of his penetrating mind, that has been breathed into him from above, find out the way to discover remedies in the stupendous kingdom of created things, which should be able to deliver his brethren of mankind from their sufferings, often worse than death itself? Shall He, the Father of all, behold with indifference the martyrdom of His best loved creatures by diseases, and yet have rendered it impossible to the genius of man, to which all else is possible, to find any method, any easy, sure, trustworthy method, whereby they may see diseases in their proper point of view and whereby they may interrogate medicines as to their special uses, as to what they are really, surely, and positively serviceable for?”

“Sooner than admit this blasphemous thought, I would have abjured all the medical systems in the world.”

“No, there is a God, a good God, who is all goodness and wisdom! and as surely as this is the case must there be a way of His creation whereby diseases may be seen in the right point of view, and be cured with certainty, a way not hidden in endless abstractions and fantastic speculations.”

And this faith of Hahnemann’s in the goodness of God never left him. He found the God-granted way, and lived to obtain his reward in the love of many grateful people.

[TO BE CONTINUED.]

MULLEIN OIL QUESTIONED.

Editor of the RECORDER.

There seems to be an opinion prevailing that the sun extracts from the flowers of medicinal plants a wonderfully efficacious oil, when the flowers are enclosed in a glass jar and hung in the sun. Thus *Mullein oil* and *Calendula oil* are made. The fact is that the liquids thus obtained are nothing but pure water flavored slightly with the aroma of the flowers, and you can obtain the same from any leaves, stalks or flowers. The sun vaporizes the water contained in them; the vapor condenses on the sides of the jar and flows to the bottom where it collects and can be poured off. It is not oil, but pure water flavored with the aroma of the plant, and has no medicinal virtue whatever. I know of several physicians who make these wonderful alleged oils annually, but it is a waste of time, and the product is inert and worthless.

Respectfully,

C. W. SONNENSCHMIDT, M. D.

Washington, D. C., July 9, 1893.

While *Mullein oil* is made somewhat after the manner described by Dr. Sonnenschmidt, we never heard before that *Calendula oil* was made in that manner.

As to the positive assertion that there is no medicinal qualities in *Mullein oil*, Dr. Sonnenschmidt will find some difficulty in maintaining it. Perhaps a little resume of the testimony in its favor may not be out of place.

Dr. A. M. Cushing first called attention to it in the pages of the *U. S. Med. Investigator*, July 19, 1884, describing the manner of preparation and giving a case where deafness of several month's standing had been cured by putting a few drops of the "oil" into the ear. Also, a case of enuresis cured by *Mullein oil*, 3d dilution. He also made a proving of the remedy, and a Providence, R. I., practitioner reported a case of "frequent and very painful urination," that for four months had resisted both Homœopathic and Allopathic medication, cured by the remedy, and in accordance with the symptoms developed by the prover. (RECORDER, Vol. I., p. 15.)

In 1887 (RECORDER, Vol. II., p. 65) a note appears of the successful use of this remedy by Dr. Kippax, of Chicago, in relieving "scalding cutting on micturition."

Dr. Howard P. Bellows (*New England Medical Gazette*, 1887,) reports a proving of the remedy and some clinical cases. The proving developed undoubted ear symptoms.

Dr. D. D. Cole, of Morrisville, N. Y. (RECORDER, 1888, p. 138), reported a case, a woman, who for several weeks had lost

the sense of hearing in her left ear and had a feeling of fullness there that was very unpleasant. A few drops of *Mullein oil*, dropped into the ear, completely and permanently cured the trouble.

Dr. Cushing (RECORDER, 1889, p. 88) gives a case of a boy "just wild with earache for three days," who was relieved in a few minutes by having *Mullein oil* dropped into his ear, and at once fell into a sound sleep.

"Professor Moffat reports several cases [of enuresis] where he had tried the common remedies, *Cell.*, *Hyos.*, *Sepia.*, *Caust.*, *Puls.*, and *Sulph.*, without success, but in which *Mullein oil* wrought a prompt cure or else benefited the condition markedly."
—*The Chironian*, February, 1889.

Dr. W. B. Gray, a regular physician of Richmond, Va., made a study of the remedy and reported that it "relieved micturition in a case of chronic cystitis," and in "a case of lithæmia." "It was successful in relieving same symptoms in a case of stone in the bladder," and "it has acted well in a case of deafness and the patient is still improving."

The *Chicago Medical Times*, 1889, said: "Fifteen drops of *Mullein oil*, in a four-ounce mixture, a teaspoonful four times daily, will permanently cure many severe cases of nocturnal enuresis."

Dr. Waterhouse (*American Medical Journal*) says that *Mullein oil* often "acts like magic" in relieving earache.

Dr. R. C. Ely (*Eclectic Medical Journal*) says that he has used *Mullein oil* for forty years, and his preceptor used it before him, to relieve earache in children and for people who "come to me complaining of deafness."

Dr. W. C. Wells, of Hesperia, Mich. (*Medical Counselor*), reported a series of cases in which *Mullein oil* had been used as a liniment with marked success. One of these was an inflamed breast and the other swollen testicles.

Dr. Henry C. Houghton, of New York (RECORDER, 1890, p. 85), has prescribed it in a large number of cases of chronic dermatitis with excellent effect. He also notes that drop doses of *Mullein oil* will relieve "the teasing cough which comes on lying down, preventing sleep."

Dr. E. H. Hill, of Tunkhannock, Pa., found *Mullein oil* relieved a severe case of dysuria where *Cantharis* seemed well indicated but failed to cure.

Other testimony might be quoted, but perhaps the foregoing is sufficient. If *Mullein oil* is "nothing but pure water," it fol-

lows that either pure water of that sort is a very efficacious remedy, or a number of physicians have gone very much astray in their observations.

Which?

THE NEXT MEETING.

PHILADELPHIA, August 1, 1893.

Dear Doctor: Allow me to call your attention to the Twenty-ninth Session of the Homœopathic Medical Society of Pennsylvania, which will convene in Pittsburg, on Tuesday, September 19, 1893.

In fixing the date for this meeting careful consideration has been given as to the best time for visiting the World's Fair, at Chicago. The first part of cool September can be spent at the Fair, followed by a useful and enjoyable three days at Pittsburg; or, if duty is preferred before pleasure, the Annual Meeting can be attended first.

I use the word "duty" intentionally and advisedly; for it certainly is the "duty" of each one of us to attend the Annual Sessions of our State Society. It is only by such meetings that we can learn both the Society's and our individual needs. Every one of us can singly do a great deal to help our Society and each other, and much more can be done by our united action. To this united action, above all else, was due our glorious success in gaining the Three Board Medical Examiners' Bill. The success attained in this Bill should act as a reward for our past endeavors; as an example of what our united and determined action can achieve; and most important of all, as an encouraging stimulus for further aggression on our part. I also use the word "aggression" intentionally and advisedly. We have much, very, very much to do to win the place Homœopathy deserves, and ought to occupy, in the medical profession, both as a school of medicine and before the public throughout the United States.

Pennsylvania is a big State, is an important State—is the Keystone State! We have a large representation of physicians, hospitals, dispensaries, and the *first*, in every respect, Homœopathic Medical College in the world. Being thus big and strong, we can and ought to accomplish much. The good work we do in our State for Homœopathy and for the general public is reflected in other States, and helps them to do what we have done.

Let every one then come to the Annual Meeting at Pittsburg in September. Matters of general interest and benefit to every Homœopathic physician will be there unfolded; and the remembrance of the warm handshake and genial "glad to see you" will lighten our labors during the coming year.

With kind regards, fraternally yours,

J. C. GUERNSEY, M. D.,
President.

A QUESTION OF FACT FOR SCIENTIFIC MEN.

In the May number of the RECORDER Dr. Bradford, replying to the Gould \$100 pamphlet, wrote:

“Ask the man who has studied physics why he can weld two pieces of iron more strongly together if he point the long ends of the iron to the north and to the south, and he will tell you that every particle of iron in that bar by the friction of the blacksmith’s hammer becomes a distinct magnet having a negative and positive pole, and that the north pole attracts, and that each tiny molecule turns toward it; so that if the length of the bar points northward the length of each particle points in the same way, and the iron is welded stronger. But point your bar to east and west and the molecules will still point to the north and south, and the bar will be brittle because they lie across the length.”

“A magnet may be made by even breaking a piece of iron under certain conditions. It is latent force set free. Hahnemann taught to the satisfaction of many thousands of educated physicians and laymen that by the process of potentization the latent force in the mineral is set free and so becomes more powerful. And by means of the subdivision each tiny particle of matter is enabled to penetrate into the minute capillaries of the body (so tiny that the prick of a cambric needle injures very many of them) and reach the diseased surface. And that, while the particle will have not so much effect on a healthy surface yet it will affect the surface rendered sensitive by disease.”

This brought out the following from Dr. Clifton:

Editor of the HOMŒOPATHIC RECORDER.

May number, page 196, first paragraph, was rather startling, and if scientifically correct would be very important. As I was unable to certify as to the correctness I submitted it to a thoroughly scientific man; and a man, at the same time, who is a pronounced Homœopath. His reply I enclose, and his views you will see are antagonistic to those of the writer of the paragraph in question. Believe me,

Yours very truly,

A. C. CLIFTON.

65 Abington street, Northampton, England.

The name of the writer whose reply Dr. Clifton encloses is not given. Here is the reply:

NORTHAMPTON TECHNICAL INSTRUCTION ACTS COMMITTEE,
SCIENCE, ART, AND TECHNICAL SCHOOLS,
ABINGTON SQUARE, NORTHAMPTON, *June 29, 1893.*

Dear Dr. Clifton: There is a great deal of nonsense crowded into the

paragraph, page 196, HOMŒOPATHIC RECORDER, to which you called my attention.

Lines 1 to 3. I never heard of a blacksmith or physicist purposely placing the bars of iron north or south when welding, and it would be ridiculous to do so, because a magnet loses all magnetic power at a bright red heat, and welding is done almost at the melting point of iron.

Lines 4, 5 and 6. The author is evidently comparing magnetism to electricity.

Friction does not produce magnetism.

There is no such thing as positive and negative poles in magnetism. The terms positive and negative are restricted to electricity.

"The north pole attracts;" both poles of a magnet, north and south, both attract and repel, according to circumstances.

You may magnetize, demagnetize, reverse or twist the magnetism of a bar of iron to any extent, after welding and cooling; that is, really twist the molecules without in the least altering the *visible* structure or tensile strength of the bar.

The foregoing was handed to Dr. Bradford, who makes the following reply:

Editor of HOMŒOPATHIC RECORDER.

I am not a physicist. Practically I know nothing of welding iron, or of the magnetism in iron or steel bars. My statement was based on information given me some time ago by a man who, as I supposed, knew what he was talking about. Like enough his proposition was untenable. He told me that it made iron stronger to weld it with the long ends pointing to the north and south. Of my own knowledge I do not know. I cannot quite agree however to all the propositions contained in the notes of the gentleman of the technical schools of Northampton.

He says:

1st. "A magnet loses all magnetic power at a bright red heat, and welding is done almost at the melting point of iron."

Answer.—The Encyclopædia Britannica says under Magnetism: "The temporary magnetism of bars of cast iron, smithy iron, soft iron, soft steel, and hard steel, magnetized by the earth's vertical force was found by Scoresby to be insensible at a white heat, *but to be much greater at a dark red heat than at the temperature of the air.* The difference was most marked in the case of hard steel, no doubt partly because of the softening of the bar. Similar experiments were made by Barlow, Seebeck and others. Kupfer found the *susceptibility of soft iron to increase with the temperature.* According to Baur, if a bar be cooled from white heat, the first traces of susceptibility are observed at a very bright red, the brighter the greater the magnetizing power."

As the magnetic action is resumed in the bar of iron as soon as it gets to red heat, and as the hammering continues usually until it is much cooler, may it not be possible that the friction of the hammer *does* cause a return of temporary magnetism? And if the molecules of iron *are* become magnetic, may it not be possible for the north pole of the molecule to turn to the magnetic pole of the earth, as the compass does?

2d. He says: "Friction does not produce magnetism."

Answer.—A very able man, a professional electrician, a maker of electrical instruments, laughed when I showed him the above assertion. He said: "Watch immediately after the passage of a railroad train and you may magnetize your knife from the magnetism left in the rails of the railroad by the friction of the train just passed. In cutting soft iron with a hardened steel chisel, which is done by blows with a hammer upon the handle of the chisel, after striking for a short time you can very readily pick up needles or particles of iron with the cutting surface of the chisel. The same may be done with planes and other sharp instruments used in cutting and planing iron. This can readily be verified." I know another man who runs a big iron plane at one of the ship yards. I can there show you that the friction of hardened steel on iron causes the steel to become magnetic. It is easy to prove that friction *does* produce magnetism!

3d. "There is no such thing as positive and negative poles in magnetism; the terms positive and negative are restricted to electricity."

Answer.—In "Quackenbos' Natural Philosophy," New York, may be found the following statement: "Balance a bar magnet with weights on a pair of scales. Beneath its *positive* pole bring the *positive* pole of another magnet and the scale containing the bar will rise owing to the repulsion of the like poles. Substitute the *negative* pole and the scale will descend, owing to the attraction of the unlike poles." As may be seen, the word *pole* and the words *positive* and *negative* are used freely in connection with magnetism. So that on the authority of Quackenbos the words positive and negative are not restricted to electricity! The terms positive and negative are constantly used in this book in connection with magnetism.]

Speaking of the magnetic poles Hahnemann, in the "Materia Medica Pura," gives provings obtained both from the north and south poles of the magnet, and mentions the north and south poles often in these provings.

4th. The north pole attracts (quoted from me) "both poles of magnet, north and south, attract and repel, according to circumstances."

Answer.—I did not say they did not. In my statement, when I spoke of the North or magnetic pole attracting the particle of iron in the welding bar I meant the magnetic pole of the earth and not the pole of the magnet.

On the principle that the North pole attracts the particles of iron in the compass so I was told it would attract the particles of temporarily magnetized iron.

I am quite aware that I may be wrong and that the iron bar may not be strengthened by the position north and south. I can only say that I was told so by a man who, I suppose, understood such matters. It seem, too, that while heat will under certain conditions destroy the magnetism in a bar of steel it will increase it in a bar of soft, or non-magnetic iron. And I know that there is no natural magnetism in a bar of soft iron.

But, rub a knife blade on a magnet and it becomes magnetic. How? May it not be by the friction that the magnetic force is transmitted to the knife blade?

I "confuse electricity and magnetism."

Are the two forces not generally analogous? An electrical spark can be drawn from a magnet. A bar of iron may be magnetized by electricity.

I do not understand the difference between the two forces. Who does? Can our friend explain? Can he tell me why the magnet attracts? Why the like poles repel?

I do not wish to enter into argument about the matter. Doubtless I am wrong in somewhat, but I simply wished to show you that our English friend makes assertions that are not correct.

Whether welding north and south does or not strengthen iron, or, more properly, steel, I do not know, nor do I care much. Very likely I am the victim of the fancy of the man who first told me. Only I must still insist that friction *will make magnetism*; that the terms north and south, positive and negative poles, in magnetism are correct; that a hot bar of iron may be magnetic.

T. L. BRADFORD, M. D.

Philadelphia, July 24, 1893.

A CASE OF PSEUDO-CYESIS.

A peculiar case came to hand a short time ago of a middle-aged woman, and I will give it as it appeared to me. Such cases are, I believe, rare, it being the first I have seen or, in fact, heard of, in my practice of over twelve years; to the younger members of the profession it will be interesting if not instructive, and perhaps the older ones may learn something from it.

The case is as follows: A woman of forty years of age presented herself at my office for consultation in regard to her confinement, which she said would be in about six weeks, she at the time being in her eighth month of pregnancy, basing her calculation on the fact that for four months she had felt the movements of the foetus, and, learning that this was not her first pregnancy, I thought she knew what she was talking about.

After questioning her I elicited the following:

She had menstruated regularly, although when carrying her other children she had stopped, hence this sign was in a measure lost to me, and she being so positive of the motion threw me off my guard.

This was her third pregnancy, the last one occurring about five years before. I questioned her in regard to her symptoms and also examined her breasts. I found these enlarged and swollen, the areola tissue and pigment present, but could not find the colostrum as I wanted, or, perhaps, better, as I expected from her story. I told her I wanted to see her in two weeks, as I was not quite sure that she was pregnant.

At the appointed time she again presented herself for examina-

tion. I found by digital examination the uterus was much enlarged and high up. The os presented that peculiar feel of one in pregnancy; I also got ballotment. Abdomen was much distended and bore the appearance of one in the eighth month of pregnancy. She said she had the morning sickness; the smell of food made her sick at the stomach and she frequently vomited. Her breasts were still enlarged and showed the unmistakable signs of gestation, but I could not get the colostrum, which I so much desired to find. The abdomen was very much distended, but did not feel as tense as one in the last month or week of pregnancy.

According to her own time and word she would not be confined for one or two weeks, and I had some doubts whether she was pregnant or not. I, however, told her I would call on her in ten days if not called sooner. Accordingly, at the appointed time, I was there prepared to ascertain what we had, whether a case of pregnancy or pseudo-cyesis. After having all tight clothing removed from her body and about her waist I made an examination. The uterus and os, as I have before stated, and lower down the vagina had the characteristic feel as one in pregnancy. Abdomen distended as one in the last stages of pregnancy, and on placing my hand on the abdomen I could feel a movement like a foetal motion, but no heart sounds could be heard. I tried palpation and could not find any tumor.

Now what had I to contend with? If not pregnancy, certainly it must be pseudo-cyesis. Certainly it looked rather shady for pregnancy, and after much deliberation I decided it was a case of pseudo-cyesis. Now the question that arose in my mind was, how was I to prove to my patient's satisfaction that she was not pregnant. Certainly that must be done, as my reputation was at stake. Surely had I administered ether and placed on a binder I could have proved my diagnosis as correct, but she would not allow ether to be given, nor would the family hear to such a thing. Finally I decided to try to remove the trouble with medicine, and hence gave her *Puls.* and *Ignatia*. Not being satisfied with the strength which I had with me, I sent her some of the tinctures that afternoon.

In two weeks she again presented herself to my office, and surely there was a change indeed, for she had lost a part of her abdomen, and she said, with a beaming smile: "I am better and am having a good appetite." Nor was she troubled with the nausea which had been so troublesome. I continued the same

remedies which she took for one month, when the abdomen was of a natural size; also the breasts were bleached out as they were before she supposed pregnancy had begun.

Two months later she again visited me, and said she thought that there was no doubt of her condition this time, her menses having stopped; and I consider her to be in the fourth month of pregnancy.

EDGAR C. GATES, M. D.

Providence, R. I.

FROM THE LAND OF SILVER.

The Sixth Annual Transactions of the Homœopaths of Colorado is to hand.

The President, Dr. S. S. Smythe, of Denver, discourses on "The Microbe," which important little chap "is literally, as well as figuratively, in everybody's mouth." "A surgeon of the United States Army, while engaged in microscopic examination of the foul river water at New Orleans, says he could find in his own mouth all of the different micro-organisms present in the water he was examining; many of which were, theoretically, dangerous to human life, and yet he suffered no inconvenience." Again: "If the bacterial theory of disease be accepted as true, what becomes of the old system of therapeutics? Verily it is a rope of sand. The very foundations are destroyed. They have not a single remedy which is adapted to their theory. It would, therefore, become the duty of every honest physician to frankly say to his patients: 'I have no knowledge of any remedy for the disease in question; your condition is due to the presence in your system of pathogenic microbes; relief can only be obtained by destroying these microbes, and this, alas, I know not how to do.'"

The President concluded with the following bit of edged irony: "In conclusion I desire to say to you, ladies and gentlemen, that it is a matter of supreme regret that we have to chronicle the failure of the bacterial theory of disease. Like its predecessors, which have been heralded to the world by the regulars as great scientific discoveries, it must now go to build higher the imposing monument of false theories and shattered hopes. This is, indeed, a great and lasting disappointment to our profession. It is such a comfort to be able to tell one's patient the

exact cause of his disease, just as it is a relief to make a certificate of 'heart-failure' when we don't want to tell the real cause of death. However, the fault is not with science, but with the scientists, who have again deceived us and left us without a theory. We are in despair; but 'Star-eyed science' is ever true to herself and will not sooth us in our sorrow. We grieve over the loss of our latest and most promising 'fad.' Let me assure you that ours is no common sorrow. Therefore smile not at our lament, for

'Men are we, and must grieve when even the Shade
Of that which once was great, is passed away.'

Dr. Storke discussed ptomaines, and Dr. Jessine M. Hartwell the question, "Does Colorado climate increase the risk of child-birth or aggravate the diseases of women?" The doctor concluded that women suffered no more than they did in the East, but stated the rather queer fact that the time from conception to childbirth seemed to be greater than in the East by from two weeks to a month.

Dr. B. F. Storke read a paper on *Cactus*. The following from it may be new to some readers. Would the tincture or a cerate do the same? "By all odds the best known and most frequently used variety is the *Cactus grandiflorus* or *Cereus*, the medicinal principle of which is contained in the flowers, the rind of the fruit and the bark. A poultice made from the crushed pulp was much used in early days for felons, etc. I have seen it thus employed during the past year, and I must say it was followed by the most satisfactory results."

As for the conditions calling for the remedy internally, the doctor concludes that "they will be found to be just the conditions in which we desire to avoid the *Digitalis* class of cardiac remedies, or in which we have hitherto had recourse to them for want of a more suitable substitute."

Dr. C. W. Enos dwelt on the importance of looking for foreign bodies in the ear. One child who had been treated for marasmus for three months was found to have a pin in its ear, on the removal of which it fully recovered.

Dr. J. Wylie Anderson, in his paper on "Homœopathic Surgery," drew the following picture of Allopathic surgery: "The Allopathic surgeon has become possessed in the belief of the presence of myriads of bacteria that are creeping, walking, running, flying, and every way and manner trying to do him harm in his work. True, the bacteria are so small as to be almost

Homœopathic, yet undoubtedly they think they accomplish much, for, in the fear of devastation of these little bugs, before they proceed to remove a diseased member with the knife, they poison them with bichloride of *Mercury* and other agents equally deadly applied to the member. The member removed, it is dressed with the greatest care to not let one particle of air which is laden with bacteria get to it. They put on lint, cotton, oiled silk, and then in hopes of offending the olfactories of the bugs, they put iodoform gauze, or sprinkle the horrid, stinking stuff over the surface of the wound, until, as the Dutchman remarked on coming in contact with the skunk: 'It stinks so nobody can smell.' Then, anticipating the patient will awaken and complain of pain, they, without hesitation, administer from one-eighth to one-fourth of a grain of *Morphia* (scientific (?) medication). The result is, that instead of aiding nature in the function of union, the action of the *Morphine* is to benumb the whole nervous system. Especially does it affect the nerves of sensation and the vaso-motor nerves of the coats of the arteries, and by the temporary paralysis of these nerves, the ones especially needed to aid in the restoration of the part, they often fail to get immediate union, and suppuration follows—all due to omnipresent bacteria, so claimed."

His conclusion on the theme of Homœopathic surgery runs thus: "*Therefore, worship the truth and practice it. The therapeutic action of a remedy one hundred years ago is the same to-day, and will be a hundred years to come. You cannot change the therapeutic law of similars any more than you can the law of gravitation. Let the use of the knife be after, and not before, the use of your medicine, and it will astonish many what wonderful operations can be performed without the knife, aiding nature with the Homœopathic remedy. Cleanliness, hot water and Calendula are the trinity of Homœopathic surgery.*"

Dr. Stella M. Clarke, in an interesting paper on "Diphtheria," cites Dr. Hart's opinion of tracheotomy; it is "the resort of a poor prescriber, and generally a death warrant."

Dr. Burr, in a paper, "Lachesis in Chorea," makes the following shrewd comment worth ruminating upon: "Physicians must acknowledge that the full scope of the action of very few if any of our most valuable remedies is yet fully understood."

The transactions concluded with "A Repertory of the Inner Head Symptoms of the Tissue Remedies" and "A Repertory of Peculiar Symptoms," by Dr. S. F. Shannon.

MAGNESIA PHOS.

Magnesia phos. is not a remedy to disappoint, if used with exact discrimination. It has certainly come to stay. The writer of this has learned from clinical experience (the best of all teachers) that when we have the peculiar symptoms and pains—which Schüssler long ago associated with this remedy—if we give *Mag. phos.* it is one of the most certain in the whole *Materia Medica*. It does not matter if the pain be the pain of neuralgia, colic or spasm, whether it be of the head, stomach, bowels, limbs, or wherever it may be, if it is not caused by inflammation, and is of the character before spoken of, this remedy is one of the certainties—as certain in its special field as *Quinine* is in malaria; because *Quinine* frequently fails there; as certain as *Opium* in producing sleep, because there are conditions when *Opium* will drive a patient crazy, but will not produce refreshing sleep. This is strong language, but experience warrants it. But be careful about your diagnosis; see that you have conditions calling for this drug.—*Dr. John Feran, in Cal. Med. Journal.*

NATRUM MURIATICUM AND ITS RELATION TO THE CEREBRO-SPINAL SYSTEM.

By the Late Dr. Gross, of Regensburg.

Common salt seems to exert a more profound impression on the central organs of the nervous system than would appear from the physiological provings as far as known. Its action on the secretory process of the organs of digestion is well known; colon and rectum are, however, governed by nerves emanating mainly from the cerebro-spinal system.

The provings disclose some pointers which unmistakably refer to brain diseases and to spinal irritation, to *tabes dorsalis* and other affections of the spinal column and its coverings, such as vertigo with loss of memory; vertigo with falling down; stitching, pressing and tension in the neck and throat; small of the back feels as if broken; bruised, with stitching, cutting, drawing, beating, paralyzing pains in the spinal column; weakness and lameness of the sacrum; nocturnal, pressive, tensive, drawing pains in the back; pains as if bruised and beaten in the back and loins; tiredness of the back, sticking, pressing tension and stiffness of the neck and throat. Prostration and laming weak-

ness; fornication in arms, hands and fingers, which go to sleep; tension, sticking, drawing and crampy pains in the lower extremities. Heaviness, weakness and lameness of the loins and upper and lower thighs. Heaviness, burning and great coldness in the feet. See "Miller and Trinks."

I find two cases of partial paralysis of the brain and the spinal system in my daybooks, which were cured under the influence of *Natrum muriaticum*. The skeptic will hardly be able to claim them as spontaneous cures, for they were produced under the most unfavorable conditions, in a comparatively short time, and despite a hopeless prognosis.

John K., æt. 65, messenger to the court, married, addicted to drinking spirits, drunk almost daily, fell down unconscious in the street on June 7th. He had complained during the preceding weeks of headache, vertigo, lumbago, and of a numb feeling in the right hand. He had at the time a very uncertain gait, and often stumbled and fell down in his rooms or on the streets, because the right leg failed him. These premonitory symptoms were heeded neither by the patient nor by his family. It was thought to be in consequence of his drinking habits. I saw patient for the first time seven hours after the attack. He lay on his back in bed, face dark red, eyes closed; on raising the lids the eyes were set; the pupils failed to react; lips were blue; the mouth was drawn to the right, and out of its right corner flowed a tough saliva. The right extremities were paralyzed, cold and insensible. Skin was cool all over, and on the head and bowels cold and perspiring; pulse slow and very hard. Patient took no heed when spoken to, but swallowed proffered water. He either slept snoring, or mumbled senseless words. Stool and urine had been voided involuntarily.

I gave him *Opium* 2x trit. in some water, a teaspoonful every hour. On the following day the cerebral congestion had subsided, and *Opium* was given every four hours. And on June 10th consciousness returned for a few moments. The right side of the body was paralyzed; speech was rambling; patient gave signs when desiring to void urine. There had been no alvine discharge; a cold clyster produced an insufficient stool. I therefore replaced *Opium* by *Nux vomica* 30 for the succeeding days, and this I followed with *Sulphur*, *Plumbum* and again with *Opium*, with almost no result. Stool was still retarded, and clysters were followed by insufficient results; the tongue was of a dirty brown, half dried up. Abdomen distended and sensitive

to pressure. Chiefly on account of the inaction of the intestines, I gave him *Natrum mur.* 30, on June 19th, one dose every eight hours. On the 20th there resulted a copious evacuation without trouble, and with this a turn for the better. In the following days he received that remedy thrice in 24 hours, and convalescence steadily progressed from day to day. The paralyzed extremities regained their normal temperature, and within four days patient moved his fingers and toes without, however, being able to move either arm or foot. Speech became more distinct; was able to describe his sensations. He complained especially of lying so hard, and of great tiredness along the spine; that his feet were heavy as lead, and that when they went to sleep it pained him, these pains extending along the arm to the finger tips. At times he spoke nonsense; his memory seemed to be greatly impaired. His appetite awakened; he vehemently demanded spirits, which was given him in the form of pure rye whisky, a tablespoonful three or four times a day, and not to his disadvantage, for it evidently quieted him and dispelled his delirium. Stool occurred every second or third day, normal in quantity, without any trouble whatever. Urine was normally retained.

On June 26th patient received *Natrum mur.* 30, only twice a day, and on July 4th the paralyzed extremities had so far recovered their mobility that patient could raise his hand to his head and stretch his lower limbs at will. He could, however, not yet firmly clasp anything with his fingers, nor was he able to stand. From then on the remedy was given only every second day, and three weeks later patient called on me, having entirely recovered.

The rapid change of the diseased condition following the exhibition of *Natrum mur.* was remarkable indeed, and I concluded to give it another trial as soon as occasion offered.

I would yet remark on the action of salt which manifests itself in the sympathicus as far as it influences peristaltic action, and in the nerves of the colon and rectum.

As indications in constipation we usually find mentioned in the most persistent cases, an inactivity and passivity of the abdomen resembling paralysis, very little pain and no call whatever to stool for days, even weeks, and when it finally occurs there is a tearing, chopping, burning and bleeding of the rectum and anus, owing to mechanical causes, to the hardness, dryness and bulkiness of the fæces.

In addition to these signs, I find *Natrum mur.* especially beneficial to such patients as experience a pressing pain from the umbilicus downwards toward the pelvis, or they complain of a heaviness as of lead transversely through the pelvis and above the bladder, which is particularly noticeable while walking, and disappears when sitting in a procumbent position. More or less of stomach troubles are always present, such as generation of acid eructations, which more often have a burning than a sour taste, such as is experienced after eating pastry or spoiled butter. This chapter, as a whole, is one of the most difficult for us Homœopaths; and as constipation is only a symptom, we have to go back to the seat of infection, and in many a case that will be found in the central organs of the nervous system. The following case may be of interest.

Xaver S., æt. 11, is of scrofulous parentage. His older brother is deaf and dumb and almost idiotic. He himself is deaf and dumb and altogether idiotic. He is weak and stunted in growth; the extremities are devoid of flesh and weak; the enormous, frog-like abdomen which rests on the thighs is distended as a drum, hard, and on strong pressure feels ridgy and nodulous. He never learned to walk, cannot stand, and for many years sat in a baby cradle, rocking himself day and night. Sleep is almost entirely wanting. He refuses all food excepting water, milk, rye bread and potatoes.

This pitiable object suffered from his birth uninterruptedly with sluggish stools. Clysmata of all kinds, aperients, resolvents, laxantia and drastica were respectively tried without success. In his eighth year he had arrived at such a state that he had no evacuation until the third or fourth week. Up to the twelfth to the sixteenth day of the obstruction no effect on the general condition of the child was produced thereby, but towards the third week his appetite decreased. Patient wept a good deal, supported the abdomen with his hands, laid on his belly, tore his hair, and vomited sometimes a sour-smelling mucus or food. All drastica and clysters had gradually failed to act, and between the twentieth and thirtieth day of the obstruction there occurred a bulky, dry, blackish evacuation, with some blood and prolapsus ani, in which tears and chaps were observed. Heartrending were the cries of the pitiable child during the passage of the stool; after it he was very pale, exhausted and quiet.

On November 20th I administered one dose of *Natrum mur.*

12, and the day after he had a painless evacuation. I now recommended to the mother to give him such a dose twice a week, but the result did not meet my expectations, even though I changed to the 3d trit. and 30th dilution. In February following, during an obstruction of fourteen days' duration, I ordered one dose of *Natrum mur.* 30 in globules, to be put dry on his tongue in the morning. The effect was and remained a prompt one. During next day or the following night the child always had a copious, painless movement, and during the last three months the evacuations were regulated in the manner indicated without further medication, it having been omitted several times inadvertently. It was perhaps not necessary to repeat the dose every two weeks, for if our provers can be relied upon as to duration of action of remedies, that of the 30th of *Natrum mur.* persists for from two to fifty days.—*Allg. Hom. Zeitg.*, No. 13, Vol. LXI.

**A CASE OF TUBERCULOUS PHTHISIS CURED
MAINLY BY TUBERCULINUM (HEATH).***

By John H. Clarke, M. D., Physician to the London Homœopathic Hospital.

James K., a carman, aged 40, was admitted into the hospital October 17, 1892. The following notes are taken from the case-book of Dr. Vincent Green, junior resident medical officer. The family history is excellent, there being no history of phthisis. The patient's present illness dates from an attack of influenza three years ago, the attack being followed by cough, expectoration, night sweats and emaciation. These symptoms continued for a year until the patient could hardly get out of bed on account of weakness. He was in the North London Hospital, six weeks, where he improved, but during the next six weeks, he became rapidly worse, having two sharp attacks of hæmoptysis. When admitted to the Homœopathic hospital he was emaciated, suffered much from dyspepsia, and had a poor appetite. He had an irritative hacking cough, but not much expectoration, but the sputum contained tubercle bacilli. At the apex of the right lung there was a cracked pot note, tubular breathing and abundant coarse crepitations. In the infra-clavicular region there was some dulness, with prolonged expiration and

*A case presented to the Society, February 2, 1893.

fine crepitations; posteriorly, there was audible prolonged expiration, with crepitations all over the lung. At the apex of the left lung expiration was prolonged, but there were no accompaniments. The heart sounds were clear; pulse 110. The patient complained of a feeling of weight in the right chest, sleeplessness, and cough for several days, and then he began to improve; constipation was one of his chief troubles.

On November 9th, as he still complained of the weight in the chest, he was given *Tuberculinum* (Heath) 100, gr. iii, on the tongue, and this was repeated the following week.

By November 20th he had gained one and a quarter pounds in weight; the sensation of weight in the chest was better, there was very little cough, no expectoration, no night sweats, but he was troubled a good deal with flatulence. *Tuberculinum* was repeated on the 30th, and again on December 10th; by this time he had gained another pound and a half in weight.

December 19th.—He complains of pains in the joints without swelling; there is a return of the sweats and cough, with frothy white sputum. Under *Merc. vivus* 12, the rheumatic symptoms perfectly subsided.

Tuberculinum was repeated on January 4th and 25th.

On February 2d it was noted that he had gained four and a half pounds since January 18th; he had no cough and felt quite well. There was a prolonged expiratory murmur and increase of vocal fremitus, and resonance at the right apex, but no abnormal physical signs at the left apex.—*The Journal of The British Homœopathic Society.*

[The *Tuberculinum* used in this case, and the *Bacillinum* prescribed by Dr. Burnett in his *New Cure for Consumption* are identical.—ED. RECORDER.]

In Munich the other day quite a commotion arose over the alleged discovery of a new remedy for diphtheria. The cures reported rapidly accrued a wide-reaching fame to the discoverer—who happened this time to be a woman, the widow of an apothecary. As there was undoubted efficacy in her treatment a movement was set on foot to buy her secret. She only asked 100,000 marks for it! At this opportune moment Dr. Arno Krüche, publisher of the *Aertzliche Rundschau*, succeeded in running down this elusive factor of medical events and exposed

it in the columns of his paper. It seems that the remedy belongs to the vegetable kingdom and is prepared from a tiny herb which may pass by heedlessly. It is the *Vinca minor*, and blooms as a little blue flower in nearly all of our hedges, on stony slopes and in the woods, and is often cultivated in the garden as an ornamental flower. It was much prized by the physicians of an older day in lung troubles, throat involvement and similar disturbance. The roots gathered in the flower's blossoming time (April), were prepared at a Homœopathic pharmacy. Proving of the plant established the following symptoms: Sore throat with coughing, hoarseness, ulcer processes in the nose with stopping up of that organ and ulcerous flakes in the phlegm. The provings were made on four healthy persons who took some sixty drops of the essence prepared. In spite of the established results from the use of the plant it does not seem very popular or well known to Homœopathy. Dr. Heinicke recommends it, indeed, for plica polonica, inflammable affections of the mouth, and for pituitous tunics, diarrhœic stools and bleeding from the nose and womb. That the *Vinca minor* can become a power in the handling of diphtheria as well, seems indicated by the provings of the drug upon the sound, and by its efficacy in sixty cases of the disease, in each of which recovery followed the administration of the plant.—*From Paris Letter to Medical Century.*

BOOK NOTICES.

Vergleichende Arzneiwirkungslehre in Therapeutischen Diagnosen (Arzneimittel-Diagnosen) Enthaltend Die Unterschiede der Aehnlichen und Verwandten Mittel Von Dr. H. Gross und Prof. Dr. C. Hering. Aus Dem Englischen Bearbeitet und Herausgegeben Von Dr. Ed. Faulwasser. Leipzig: A. Marggraf's Homœopathische Officin. 1892. Pp. 575. Quarto. Price, \$6.00; by mail, \$6.31.

German Homœopaths will welcome this fine edition of Gross' "Comparative Materia Medica" in their language: The original, edited by Dr. Hering, was published by F. E. Boericke, in 1867. This book has a peculiar history; it was the result of many years of the closest study on the part of Dr. Gross, but when completed he was unable to find a publisher in Germany, so the MSS. was sent to Dr. Hering, who, struck by its great

value, had it translated into English, with many additions from his own extensive experience. From this it is now retranslated into German. The pages are in two columns. The left-hand column is occupied with the remedy to which the others are compared. Thus the work opens with *Aconite* on the left side of the first page, and by its side is *Apis*, followed by *Arnica*, *Belladonna*, *Cryonia*, *Cantharides* and other remedies, each of which is compared to *Aconite*. The new edition is really a beautiful specimen of the printer's art, and the paper is of an unusually fine quality.

A Chapter on Cholera for Lay Readers: History, Symptoms, Prevention and Treatment of the Disease. By Walter Vought, Ph. B., M. D., Medical Director and Physician-in-Charge of the Fire Island Quarantine Station, Port of New York; Fellow of the New York Academy of Medicines, etc. Illustrated with colored plates and wood engravings. In one small 12mo volume, 110 pages. Price, 75 cents *net*. Philadelphia: The F. A. Davis Co.

Dr. Vought devotes a great deal of his space to the history, cause the "germs," symptoms, diagnosis, prognosis, prevention, quarantine, etc., but only a few pages to the really important feature—in the eyes of the public at least—*i. e.* treatment. The treatment must be directed to limiting the increase of bacilli, to "render harmless the poisonous substances formed by them," and to "dilute the thickened blood." The methods by which this is to be accomplished are given very vaguely, and it is evident that the author has but little faith in the efficacy of any treatment. He quotes authorities and follows them by stating that the benefits "have not been confirmed" by others. It will be well, should the cholera break out, for Allopathic physicians to quickly get hold of some Homœopathic manual on the subject *and follow it*. Dr. Vought finds the origin of the disease in the comma bacilli; this feature of his book will probably be exploded theory before another year.

IN the notice of *The London Homœopathic Hospital Reports* in the July RECORDER, the price was given as \$1.50 per copy. That was an error, the correct figure being \$2.00.

Homœopathic Recorder.

PUBLISHED MONTHLY BY

BOERICKE & TAFEL,

1011 Arch Street,

Philadelphia, Pa.

SUBSCRIPTION, \$1.00 PER ANNUM.

Address communications, books for review, etc., for the Editor, to E. P. Anshutz, P. O. Box 921, Philadelphia, Pa.

“THE CHRONIC DISEASES.”

Subscriptions to the new edition and new translation of this the crowning work of Hahnemann, his *Chronic Diseases*, come in rather slowly. Gentlemen who intend to buy this book after it is issued will greatly facilitate the work by subscribing *now*. Show that you really believe in “the Homœopathy of Hahnemann” by aiding in lifting the reproach of the works of “the master” being out of print. To retranslate and republish this book is a big and a very expensive undertaking, and the publishers cannot reasonably be expected to embark in it unless the Homœopaths will give some assurances that they really want this book of the founder of Homœopathy to be reprinted. This assurance can be given only by subscribing to the work.

The original proposition was to reprint the Hempel translation in one volume in a size uniform with that of the English (Dudgeon) reprint of the *Materia Medica Pura*. In this form it was estimated that it would make a volume of about 1200 pages, to be printed on fine paper and bound in half morocco, and the price was to be \$8.00 *net, delivered carriage free*, to subscribers.

But this proposition met with such strong opposition (the opposition being directed to the faulty translation), that it was abandoned, and arrangements entered into for an entirely new and unabridged translation.

This change in the plan to a new translation will involve a greatly increased cost, and will probably increase the size of the book, as Hempel’s critics say he left out many symptoms; these will all be incorporated in the new work. The price, however, will remain the same *to subscribers*, though it may be necessary to increase it after the book is issued. Subscribe *now*. Send

the subscription to the publishers, Messrs. Boericke & Tafel, at 1011 Arch street, Philadelphia, Pa., or to any of their branch pharmacies. Subscriptions may also be made through any Homœopathic pharmacy. The price is \$8.00 *net, delivered free of transportation charges to the subscriber.*

It will take about a year to prepare the translation and three or four months longer to print the volume.

In reply to several inquiries as to who has been settled to make the translation, we may state that Prof. Louis H. Tafel, of the Urbana University, will do the work. No one acquainted with Prof. Tafel will doubt his ability to give the profession an accurate translation, of the German into English. German is his mother-tongue, but he is equally proficient in modern and ancient languages:

Dr. Richard Hughes, in his letter to the publishers (see July RECORDER), referring to his paper in the *British Journal of Homœopathy*, of January, 1877, says: "The offer I made on page 78 of my article still holds good."

For the benefit of those who do not possess a copy of that journal, we quote Dr. Hughes' generous offer (which he repeats in the RECORDER).

"For such a work (new translation) I earnestly plead; and think that England and America—as equally concerned—might well co-operate in the task. There are on both sides of the Atlantic masters of German and of English, from whom any translation would be received with implicit confidence. I myself have no place among these: but there is one element of the work which I could and would gladly supply. Some five thousand of Hahnemann's symptoms are quotations from authors—English, Latin, French and Italian, as well as German. It is easy to see what confusion is made when these are retranslated into English from Hahnemann's rendering of them in German. The examination of their originals which I am carrying out for Dr. Allen will enable me to supply all these quotations, if in English in their own words, if in Latin, French or Italian, in direct translation; besides the verification and illumination and correction which I can give them from the same sources. I should be ready to perform this part of the work; and if two or three competent scholars from England and America would sustain the main undertaking, we might have, in a year or two, an English version of at least the *Materia Medica Pura* of which both countries would be proud. I should feel grateful if any of

the American journals would reproduce so much of this statement and appeal as they may think necessary."

So please Doctor do not procrastinate, but send your subscription at once. Address "Boericke & Tafel, 1011 Arch street, Philadelphia."

THE *Therapeutics of Cholera (Cholera Asiatica)* by P. C. Majumdar, M. D., will be on the market before the next issue of the RECORDER. Dr. Majumdar is a native of India, and a graduate of the Medical College of Calcutta, but a pronounced Homœopath for all that, and his little book will be highly valued by all who have to face an epidemic of cholera. A portion of it was read at the recent World's Fair Congress, and excited much favorable comment.

HULL'S JAHR REPERTORY.

Hull's Jahr *Repertory*, which has been out of print for some time, is again on the bookshelves. It is a famous old work, and in many respects an admirable one. "The essential part of this *Repertory*" says the preface, with the faint suggestion of a Hibernicism, "consists in the Clinical Remarks, which are to be found at the head of each chapter." Now these same "clinical remarks" are gems of a high order, and the reader can wander from section to section, gathering hints and pointers to be found in no other work. Any one who complains that he cannot find what he is looking for is headed off in the introduction as follows: "But, as the power of finding each article is the most important consideration, we have very much modified the inconvenience resulting to practice from our arrangement, by giving at the end of this volume an *alphabetical register* of all the articles which are to be found in the *Clinical Remarks* of the different chapters, and besides, have repeated the name of the affections for every place where it is to be sought by referring to the chapter where they are treated." Thus the student of medicine can wander through these genuine Homœopathic pages at his own sweet will, or the puzzled prescriber can go straight to the desired information (so far as it is given by Jahr and his editors), *via* the index. The *Repertory* in each section follows the *Clinical Remarks*, and occupies about half the space of the book. The book, too, is remarkably cheap. It contains 804

octave pages, bound in half morocco, and sells for \$3 00; net \$2.40; by mail, \$2.70.

VERDI'S SPECIAL DIAGNOSIS.

The *Medical Summary*, one of the brightest "regular" journals published, gave the following notice of Dr. Verdi's last book:

This large volume of nearly 600 pages presents a system of general domestic practice, not with the object to induce the lay reader to practice medicine in the full sense of the word, but to aid him when the presence of a physician is not considered necessary, or when one is not easily obtainable. This work is intended for popular use, and in its preface the author says that he has kept in view the fact that his audience, though intelligent, is necessary untechnical. Often a wife or mother at the bedside of a sick husband or child, needing then and there all possible assistance, and that assistance to be of any practical value, in the form of concise description of disease, explanation of symptoms, and positive directions as to how she should proceed to secure relief, is the object of her care. This was the intended purpose of this work. Its instructions, generally, throughout are good; but it also contains matter that we would not consider essential for a model book of this kind.

The price of the book is \$3.50 *net*; by mail \$3.76.

McMICHAEL'S COMPENDIUM OF MATERIA MEDICA, THERAPEUTICS AND REPERTORY OF THE DIGESTIVE SYSTEM.

The *Homœopathic Physician* gives the following review of Dr. McMichael's great work:

"This book is a large and handsome quarto volume. Its plan is unique. The names of the remedies and their symptomatology are arranged in tabular form. The first column on the left-hand page contains the names of the remedies. The second column contains the symptoms of the stomach, each remedy having the symptoms peculiar to itself on the same line with itself. The third column contains appetite and thirst symptoms; the fourth, taste and tongue symptoms; the fifth, concomitants; the sixth, mouth and teeth; the seventh, nausea and vomiting; the eighth, eructations and flatulence, and the ninth, clinical, and so on. In such an arrangement one reads across the page to get all the symptoms belonging to one remedy. If searching for a certain symptom we have only to run the eye down the column of the anatomical part to which the symptom belongs to find it. Then when we have found it a glance to the left will show to what remedy it belongs, and so much time is saved in hunting the simillimum.

Not content with thus reducing the difficulty of finding the simillimum,

the author has added a repertory which is arranged after the manner of a concordance, and the symptom is sought under its most prominent word; nor this alone. All the most prominent words of any given symptom are used in placing it in the index, that the difficulty of finding it may be still further reduced. Such painstaking effort cannot be too highly commended in this most industrious author.

From the preface we make the following extract: "The combination of *Materia Medica*, *Therapeutics* and *Repertory* of a section of the human anatomy will no doubt suggest itself to the busy physician as a decided improvement over the former method of referring to three separate works before deciding on the remedy. Not only has this objection been overcome, but its simple arrangement will appeal to the student as well as to the mature physician; and instead of spending hours in studying our case, a few moments is all that is required (for even the student) to make his choice."

The work being large, and weighing five and a half pounds is excluded from the mails and must be sent by express.

The *Medical Current* reviews the book as follows:

Eureka? In this work of Dr. McMichael we have just what we have been looking for in a book upon this important study. One thing that will strike the clinician as of the greatest importance, is the excluding of all symptoms not verified by cures, and feel sure that all before him has been proven at the bedside. The work is a comparative one, and before the student lies all the similar symptoms, written in full, with their remedies, thus enabling the finding of the indicated drug in the shortest space of time. If Dr. McMichael will only give us a similar work upon the different sections of the human anatomy he will have simplified the most arduous work of the Homœopathic physician and also make it possible for a still greater success for the Homœopathist. The work is too extensive to review. No adequate description can be given of such a valuable addition to our working library as this. To give a sample of the repertory take the symptom "Painful swelling at the pit of stomach, with anxiety," and it can be found under "Painful," "Stomach," "Swelling," "Anxiety," and is given in full. So with every proven symptom. This is the work for one to buy. It is sold at \$6.00, in cloth, and \$7.50 in half morocco. The mechanical work is well done. The house that has stood at the head of the Homœopathic publishers for years, never let any slipshod work pass from them.

(Price, cloth, \$6.00 net; half morocco, \$7.50. Expressage 55 cents).

BOERICKE & DEWEY'S TWELVE TISSUE REMEDIES.

The *London Homœopathic World* comments on the third edition of this famous book as follows:

There is no need to review this work at length, since we have so fully described the former editions and the small work of Schüssler himself on

which it is founded. Guided by Bunge's tables of analyses of the blood cells and blood plasma, Schüssler was led to use the twelve leading constituents as medicinal agents, preparing them in the Hahnemannian way of graduated attenuation. In this way he has brought into use a number of drugs not previously included in the Homœopathic *Materia Medica*, and others already well proved. Schüssler, however, does not acknowledge the Homœopathic explanation of drug action, and for that reason he does not look with much favour on Drs. Boericke and Dewey for endeavouring to show that the uses of his remedies are really Homœopathic. Be that as it may, most of the tissue remedies have now been fully proved, and thus duly incorporated into Homœopathy. Their value no Homœopathist is at all disposed to question, and their ready acceptance by the Homœopathic body is shown by the exhaustion of a large number of editions of Schüssler's own work and by the appearance of the third of this before us. We can cordially recommend it to all who wish to know all about these valuable medicines, whether from Schüssler's side or from the Homœopathic.

In their preface to the present (third) edition, the authors say:

"The generous reception and treatment accorded by the profession to the previous editions of this work rendered the preparation of a new edition a pleasant task. The whole work has practically been rewritten, and considerably enlarged. Everything that Dr. Schüssler himself has written up to the publication of his latest, the eighteenth edition of his *Abgekürzte Therapie*, is included, together with much clinical experience by the Homœopathic profession, accounts of which are scattered throughout our journals and society transactions. The work is thus as complete as it can be at the present time regarding everything pertaining to the Biochemical treatment of disease and its relation to Homœopathy."

Drs. Boericke and Dewey deserve the cordial thanks of the profession for bringing in so practical a way the uses of these remedies within the reach of all.

Price, \$2.50 net; by mail, \$2.68.

A PRIMER OF MATERIA MEDICA.

This little work contains a direct application of important remedies, nearly all of which are familiar to Eclectic physicians. The suggestions are such as will be found beneficial in the direct application of the remedies. In the preface, the author suggests that in the application of the remedies, single isolated symptoms should not always be used alone, but the train of symptoms should always be studied, and the single remedy applied which is best indicated for the entire group. This suggestion can easily be followed from this work. Our physicians will find it a considerable assistance.—*Chicago Medical Times.*

Cloth, \$2.50 net; by mail, \$2.64. Half morocco, \$3.50; by mail, \$3.65.

HOW I BECAME A HOMŒOPATH.

In this deeply interesting pamphlet, Dr. Holcombe tells the story of the desperate struggle between the old prejudices of Allopathy and the new

light of Homœopathy which took place in his own mind, and the final triumph of light over darkness. There is a perennial freshness about all these accounts of conversions to Homœopathy from the old school, for the reason that their interest is a human one. They never grow out of date, any more than the love story in the novel or on the stage. They appeal to every one more or less, since the process (a being "born again") is one which every individual must pass through in the process of development in some department of life. Dr. Holcombe has done well to record his experience; and we welcome this re-issue of his pamphlet, which is yet capable of much missionary work in the spread of Homœopathic knowledge.—*Homœopathic World.*

Paper, 15 cents; by mail, 17 cents.

HOMŒOPATHIC BIBLIOGRAPHY OF THE UNITED STATES FROM THE YEAR 1825 TO THE YEAR 1891, INCLUSIVE.

Part I. Alphabetical List of Homœopathic Books and Pamphlets, books against Homœopathy, Magazines, Directories, List of Homœopathic Publishers, Libraries, Previous American Homœopathic Bibliography.

Part II. Condensed Histories, Data and Bibliography of the Homœopathic Societies, Colleges, Hospitals, Asylums, Homes, Sanitariums, Asylums for the Insane, Dispensaries, Pharmacies, Life Insurance Legislation, now or at any time existent in the United States. Carefully compiled and arranged by Thomas Lindsley Bradford, M. D. Philadelphia: Boericke & Tafel. 1892, pp. 596.

Dr. Bradford deserves the thanks of the Homœopathic profession for the painstaking labor he has bestowed upon this unique and valuable book. The title page, which is given alone, as it stands, indicates clearly the purpose and scope of the work. It is an earnest and successful effort to gather together in permanent form the facts that pertain to the early history of Homœopathy in the country, and the records of the later years are also full and complete. It is an extremely interesting volume, even though it is mainly statistical. It gives in detail the work of the pioneers of the new school; their writings; their medical journals; and their establishment of colleges, hospitals and asylums. And while the founders of Homœopathy in this country are so fully described, every writer and worker has equal consideration according to the magnitude of his work. Here may be found the histories of our journals, colleges, asylums and societies; legislative struggles, and a full list of works for and against Homœopathy. It is a work of reference that no Homœopathic physician of public spirit should be without. It is stated in the preface that "it is the request of the compiler that any one who can in any manner correct given data, or add new facts concerning the subject matter contained, will not

hesitate to do so. It is only by such action that a complete and thoroughly reliable history of the growth of Homœopathy in America can be obtained." The publishers are to be commended for the character of their work: the volume is both handsomely and substantially bound.—*North American Journal of Homœopathy.*

Price: Cloth, \$3.50 net; by mail, \$3.80; half morocco, \$4.50; by mail, \$4.86.

"DISEASES OF THE LIVER."

Any book that bears upon its title page the name of Dr. J. C. Burnett is certain to be interesting and instructive. To the obligation which he has conferred upon the medical profession by his good works, first, by curing people with peculiarly dexterous efficiency, and then telling us all about it in a style so luminous and entertaining, he now adds one more. And the best that can be said, and all that really need be said, is that it is just like him. Dr. Burnett affords an example, in his daily life and experience, of the good effects of mixing brains with his practice, and he fortunately has the particular kind of brains that mixes well with ordinary daily life. This was evidenced by his earlier works, such as "Diseases of the Veins," and in no measure less in this charming discourse on the liver and its disorders. It is rarely, indeed, that a medical writer has the peculiar lightness of touch, that play of the imagination, that deftness in the choice of words, which lift his work to the dignity of literature. Hel-muth has it, Dunham had it, but how rare it is!

But charm of manner would be worse than useless in a scientific book if it were used to cloak vacuity of matter. Dr. Burnett, fortunately, is as full of good ideas as an English walnut is of good meat; and both are examples of the best use of opportunity. One of the evidences of this use of opportunity is that he is an omnivorous reader in *Materia Medica*. In the most unpromising waters, the canny fisherman may find fish; and Dr. Burnett fishes everywhere for ideas, and knows a useful one when it comes to the surface, from Paracelsus to Samuel Thompson, from Hahnemann to E. M. Hale. As is well known to those who are readers of his writings, he is an Organopathist as well as an Homœopathist. As he himself puts it: "The cure of organ-diseases by organ-remedies is often called organopathy, and this it was that very largely constituted the practice of Paracelsus, and for which he was hounded to death. His success was so great that envy and hatred arose, and fiercely attacked him. There can be no doubt that Paracelsus was foully murdered by the hired servants of his fellow-practitioners; and oh! the number of medical tom-tits that have thrown dirt on his memory all through the after-living generations! For all that, his great genius flames still right above the horizon, lighting up the life-paths of such as have the power to see. It supplies light, but not eyes. I would remind those Homœopathic practitioners who throw their little handfuls of dirt at Paracelsus that is was he—Paracelsus—who planted the acorn from which the mighty oak of Homœopathy has grown. It was just as impossible for Paracelsus to

work out a Homœopathic equation on the purely scientific ground of drug physiology or provings as did Hahnemann, as it was impossible for the farmers in the time of Hahnemann to use the steam plough, *i. e.*, it was not there to be used. I have long maintained that organopathy is elementary Homœopathy—that in the very nature of things, Homœopathy necessarily includes organopathy. Paracelsus was an organopath, being the founder of organopathy. I think it most likely that he picked up its elements and its elementary principles on his travels, applied them in practice, and having made cures that have rarely been equaled, he systematized it. Personally I acknowledge my great indebtedness to Paracelsus (largely through Rademacher), with all gratitude. I am constantly and increasingly impressed with the importance of ascertaining the exact *primary seat* of any localized malady, and I have been driven to this by certain of my failures in purely symptomatic treatment. To really and radically heal a disease, one must often dig down and find out where the *fons et origo mali* is, and to this end Paracelsic organ-testing is of the very greatest service; indeed it often leads to the most important clinical discovery. And what may the most important clinical discovery be? That which *nec dextrorsum nec sinistrorsum* leads straight to the goal of every true physician—mastery over disease, *i. e.*, its direct art-cure." This seems to us like sound doctrine. At the same time we are not altogether in sympathy with the dosage Dr. Burnett seems to find useful. Five or ten drops of a tincture two or three times a day *pro re nata* may do no harm, but we have always been accustomed to think that a remedy which had to be given in palpable dosage was not as closely affiliated to the diseased conditions as some others might be; in other words that it was not the true Homœopathic remedy. Possibly some of the cases, which yielded to a long continued use of a crude drug, might have recovered more speedily under the true Homœopathic remedy? Dear Burnett, you do tell your story so persuasively that it seems unfraternal to cast even a wee shadow on your methods, but the *similimum* does act in infinitesimalness, surely, quickly, completely.

Those who desire to know how Dr. Burnett cures catarrhal inflammation of the gall-ducts, dissolves gall-stones in the gall-bladder, reduces hypertrophies of the liver, removes liver patches on the skin, stirs up lazy livers to normal activity, cures cancers of that viscus, and does many other truly wonderful things may send to Mr. Boericke for the book; we shan't tell them here, for Mr. Boericke deserves his commission for printing and binding it so handsomely. Besides, here is something else we want to talk about.—*Homœopathic Journal of Obstetrics.*

Price: 60 cents net, by mail, 66 cents.

PASSIFLORA INCARNATA.

I have at divers times called attention through our medical journals to the valuable therapeutic properties of *Passiflora*, its chief virtues being sedative, to the nervous system, and one point in particular relative to its physiological properties is the

absence of any narcotic properties. Recently I have treated one of the most violent cases of spasmodic asthma I have ever encountered. In connection with the case is—the patient had syphilis six years ago and was treated by an Allopath who administered *Mercury* in doses sufficient to keep the patient under a slight pyalism for a few weeks, then *Potass. iodide* in liberal doses continued several weeks until the peculiar toxic effect of the drug was manifested on the system in general and on the mucous membranes in particular.

The particularly notable features of the case were extreme difficulty of breathing, the dyspnœa being agonizing; the patient was unable to speak only in a whisper and in broken sentences; severe palpitation of the heart, low blood pressure, heart sound, weak and a suffused blowing over the apex, skin changed to a leaden hue, conjunctiva suffused and of a dusky red. I selected *Passiflora* at once as my remedy, the dose being thirty drops every thirty minutes till the urgent symptoms were relieved. Abatement of the hard breathing and dyspnœa was brought about in four hours. The patient had not slept several nights, but soon after the first abatement of the harassing symptoms he fell into a sound and refreshing sleep which lasted several hours. On awaking he found himself very much better. The medicament was kept up, the doses now being reduced to twenty drops and the intervals extended to two hours. On the third day the case was practically cured.

I used *Passiflora* last summer and fall in several cases of typhoid fever, the salient symptoms being muttering delirium and picking the bed clothes. The nervous system seemed to be overwhelmed by the poison. These patients had not slept for several nights, a condition I was confident if longer continued would certainly put an end to their existence. I had obtained excellent results from *Passiflora* in restlessness and sleeplessness in fevers before, so I pinned my faith on *Passiflora* in these cases. The medicament was administered in thirty drop doses, repeated every two hours. I found these patients soon came under the soothing influence of the medicament, as was manifested by diminution of restlessness, and after an hour or two sleep came on, lasting two to three hours. Another very valuable property of this medicament is its sedative influence on excited respiratory centers. In all these cases, before taking *Passiflora*, the breathing was short, shallow, and much more frequent than could be accounted for, when the pulse was only 112 to 120; the

breathing in one case was forty-five per minute. This symptom was removed by *Passiflora*.

A few weeks ago I was consulted by a lady who was suffering excruciating pain from ovarian congestion and neuralgia. I gave her *Passiflora* in teaspoonful doses, repeated ever two hours. The third dose removed every vestige of pain.

I used the medicament in a case of severe dysmenorrhœa, with the same result.

A friend consulted me about a case of pelvic pain, uterine neuralgia, heavy weight in pelvis, backache, all along the loins painful and feeling of heavy bearing down. I advised *Passiflora* in large doses repeated every two hours. The result was as satisfactory as patient and doctor could desire.

Passiflora is the woman's medicament; it is the child's medicament. It is one of our very best remedies in convulsions of children. It is certainly a valuable nervine in fevers and inflammations. I believe it will be found a valuable remedy in cholera. It has proven very serviceable in cholera morbus and cramp colic.

I have much more to write about the excellent therapeutic properties and uses of *Passiflora incarnata*, and will send the excellent *Times* another article after awhile. I have used in all my cases the saturated tincture made from the roots, vine, leaves and flowers. The root is dug when the fruit is about forming; the strength is pound for pound of drug and alcohol. Mr. John B. Daniel, wholesale druggist, of this city, No. 30 Wall street, makes it by the barrel, and has an immense sale for it at one dollar per pint. I learned recently that a drug house in a northern city bought five gallons of Mr. Daniel's saturated tincture of *Passiflora*, and is now selling it at a profit of 150 per cent.

I believe the medicament will come into general use in a short time. Northern and western eclectics, in particular, are beginning to use it largely. In a short time a very valuable literature will be published on the therapeutics of this valuable medicament.—*Dr. J. Adolphus, in Chicago Medical Times.*

PERSONAL AND IMPERSONAL.

Subscribe for the new edition of Hahnemann's *Chronic Diseases*—1 vol., about 1,300 large octavo, fine paper, half morocco, \$8.00 net, delivered post free.

Dr. Bently (*Medical Summary*) writes of *Pulsatilla*. He quotes authorities but makes no mention of Hahnemann.

"And we would further remind editors, who are members of the Institute, that endorsements of quack advertisements in their journals are to be regarded as in violation of our code." Senate of Seniors, 1892.

An irate Texas editor says that a man who will "refuse" a journal for which he had subscribed and to which he owes money, would steal from his grandmother's ghost."

Exactly 5,000, no more, no less, babies die each year in a certain city from "wrong feeding." It's deuced easy to say that such and such a thing is so.

Dr. O. B. Moss, author of *Beauty, Health and Strength for Every Woman*, has removed from Kansas City to Fairfield, Iowa.

Dr. L. W. Carpenter has removed from Rochester to Trumansville, N. Y.

"Those [pathogeneses] of the *Chronic Diseases*, indeed, are still a sealed book to most, from the lack of an adequate and accessible version." Hughes at Chicago. Subscribe to the new translation.

Dr. E. F. Brown has removed from Kissimee to Ocala, Fla.

They say "of two evils choose the least." Why chose either?

NOTICE.—The next annual class for instruction in Orificial Surgery will assemble in Chicago on the morning of September 4th. It will have a daily session of four hours during the week. For particulars address Dr. E. H. PRATT, R. 56, Central Music Hall, Chicago.

FOR SALE.—A good paying practice, (\$3,500 to \$5,000) in a thriving city of 25,000. Cheap for cash. Poor health the reason for selling. Address A. Z., care *Homœopathic Recorder*, P. O. Box 921, Philadelphia, Pa.

Dr. H. D. Champlin has resigned from the chair of Nervous Diseases, in the Faculty of the Cleveland Medical College, Cleveland, Ohio.

"What is heretical to-day may be orthodox ten years hence," so remarks the *Southern California Practitioner*. So it will be best not to abuse the "irregulars" too much.

Dr. H. F. Webster, of Oakland, Cal., waxes indignant at the RECORDER. He says: "*Pulsatilla* was introduced by Stoerck, long before the time of Hahnemann, and was discovered by the latter gentleman in much the same way that *Gelsemium*, *hydrastis* * * * were discovered by his admiring followers at a later period." But, doctor, a remedy never is *dis-covered* until thoroughly proved.

An unproved remedy is like a ship without a rudder. The proving is the rudder and similia the chart.

"The 'it-isn't-so-because-it-can't-be-so, and it-can't-be-so-because-I-don't-see-how-it-can-be-so style of argument ought to be left to the ignorant and vulgar.'"—*Clinical Reporter*.

If three of every hundred Homœopathic physicians will subscribe for Hahnemann's *Chronic Diseases*, the proposed new edition can be brought out. But the three are hard to find.

The third edition of Boericke & Dewey's *The Twelve Tissue Remedies* is melting away like snow in the sunshine. It is a great book.

THE HOMŒOPATHIC RECORDER.

VOL. VIII. PHILADELPHIA AND LANCASTER, SEPT., 1893. No. 9.

(Copyright applied for.)

THE LIFE OF HAHNEMANN.

By Thomas Lindsley Bradford, M. D.

[CONTINUED.]

CHAPTER XIII.

FURTHER EXPERIMENTS—INSANITY OF KLOCKENBRING—ASYLUM AT GEORGENTHAL—GENTLE METHODS WITH THE INSANE.

It is to be remembered that during the two years following the translation of Cullen, Hahnemann continued to experiment upon himself and on his family and certain of his friends with different substances. But he had not as yet tested the truth of his new principle on the sick. The insanity of Klockenbring gave him this opportunity.

In 1792 he went to Georgenthal, in the Principality of Gotha, to take charge of an asylum for the insane and to treat Herr Klockenbring. There are several different accounts of this period of his life. Hartmann says: * "The opportunity for confirming his opinion was soon afforded, especially in the hospital for the insane at Georgenthal. This institution had been erected by Duke Ernst of Gotha, and was situated in one of the most beautiful portions of the Principality of Gotha, at the foot of the Thuringian Forest, three leagues distant from Gotha, the capital city. He was appointed manager by the Duke, and opened the institution in the beginning of August, 1792. Here he cured, among others, the chancellor's private secretary, who had become insane."

There is some diversity of opinion as to whether this asylum was in operation before this time, or whether he was

**Allgem. Hom. Zeitung*, Vol. 26, p. 145.

first called to the Duke as his private physician. It is most likely that it was not opened until the insanity of Klockenbring made it a necessity, and it also seems probable that he was the only patient treated there. Hahnemann himself says, in his description of this gentleman's case: "After having been for several years much occupied with diseases of the most tedious and desperate character in general, and of all sorts of venereal maladies, cachexies, hypochondriasis, and insanity in particular, with the assistance of the excellent reigning Duke, I established three years ago a convalescent asylum for patients afflicted with such disorders, in Georghenthal near Gotha."*

In the *Monthly Homœopathic Review*, London, 1887, the following account of this important episode in Hahnemann's life is given:†

In the latter part of 1791 or the first part of 1792 a friend of Hahnemann, one R. Z. Becker, was the editor and proprietor of a paper called the *Reichanzeiger*, which was, while Hahnemann lived in Gotha, called *Der Anzeiger*, and was a newspaper used in discussions among physicians or in communicating the one with the other. It was afterwards called *Der Reichanzeiger*, and in 1806 was called *Der Allgemeine Anzeiger der Deutschen*. Hahnemann frequently wrote articles for its columns.

An article was published in this paper describing, at Hahnemann's suggestion, a model asylum for the treatment, by gentle methods, of the insane of the higher classes of society. The wife of F. A. Klockenbring, the Hanoverian Minister of Police, Secretary to the Chancellery of Hanover, saw this article and was by the editor referred to Hahnemann. For about five years Klockenbring had, from his severe labors and his fast life, developed a great eccentricity. In the winter of 1791-92 he became the subject of a lampoon by the German dramatist, Kotzebue, in which he was named "Bahrdr with the iron forehead." On account of this he became violently insane and had been treated by Dr. Wichmann, the Hanoverian Court Physician, whom Hahnemann calls "one of the greatest physicians of our age," for some time without benefit. Madame Klockenbring was so much impressed with this article and with an interview with Hahnemann that she desired him to take charge of the case of her husband. To this he consented, but as he had no place in which to treat this

*"Lesser Writings of Hahnemann," New York, p. 243.

†*Monthly Hom. Review*, London, Vol. 31, p. 544. (Dr. Dudgeon.) *Hom. World*, London, Vol. 10, p. 235.

violent madman, and as no doubt the Duke of Gotha was also interested in the cure of so distinguished a man as much as was Hahnemann himself, the following arrangement was made: The Duke gave up to Hahnemann a wing of his hunting castle at Georghthal, at the foot of the Thuringer Wald, nine miles from Gotha, and caused it to be fitted up as an asylum.

Hahnemann in his description of this case* speaks of the previous eccentricity of the patient, of its causes, and of the effect of the lampoon, acting upon a mind already shaken. In the winter of 1791-2 the most fearful madness developed itself. He was brought to the asylum toward the end of June, 1792, in a very melancholy state accompanied by strong keepers. His face was covered with large spots, was dirty, and imbecile in expression. Day and night he raved. He was afflicted with strange hallucinations, imagining himself in many positions. Would recite in Greek, recited, in the actual words of the Hebrew text, a Bible story to his keeper. His quotations from various languages were exact. He lived on terms of amity with emperors and queens. He destroyed his clothing and bedding, took his piano to pieces to discover the complementary tone of harmony, wrote at one time a prescription for his own cure that seemed adapted to the treatment of insanity—in fact, exhibited the most perfect forms of excitable mania.

Hahnemann remarks that for two weeks he watched him carefully before giving him any medicine. At the period of which we write the usual treatment of all forms of insanity was by violence, by chains, abuse, whipping and dungeons. Ameke says: "Physicians treated excitable and refractory maniacal patients like wild animals, corporal chastisement and nauseating medicines were ordinary means used. Furious maniacs were strapped down on a horizontal board which could be quickly turned on an axis to a vertical position, or put in a so-called rotating chair. 'It is shameful to confess,' says Westphal, in 1880, 'what a short time has elapsed since the insane were shown to the Sunday visitors of hospitals and workhouses as a sort of sport, and teased in order to amuse the visitors.'"

Hahnemann did not countenance such cruelty and used only the mildest of methods in his treatment of the insane. He said: "I never allow an insane person to be punished either by blows or any other kind of corporal chastisement, because there is no

*"Lesser Writings," New York, 1852, p. 244.

punishment where there is no responsibility, and because these sufferers deserve only pity and are always rendered worse by such rough treatment and never improved."

Dudgeon in his biography of Hahnemann says: *"May we not then justly claim for Hahnemann the honor of being the first who advocated and practiced the moral treatment of the insane? At all events he may divide the honor with Pinel, for we find that towards the end of this same year, 1792, when Hahnemann was applying his principle of moral treatment to practice, Pinel made his first experiment of unchaining the maniacs of the Bicetre." (At Paris.)

Klockenbring, as the result of his treatment, returned to Hanover *cured* in March, 1793. For this cure Hahnemann received a fee of 1,000 thalers, about \$750, in addition to the expenses of the board of the patient. There is no record of any other patients in this asylum. H. A. O. Reichards in his autobiography says:† "On asking the witty Judge of Georgenthal, W. H. Jacobs, how many mad people Hahnemann had at that time in his asylum, he dryly answered, one, and that's himself."

In *Hufeland's Journal*, Vol. 2, p. 313, appears the following note: "An account of Hahnemann's treatment of the insanity of Klockenbring is published in the *Teutsch Monatschrift* for February, 1796."

CHAPTER XIV.

MOLSCHEBEN—LETTERS TO A PATIENT—PYRMONT—WOLFENBUTTEL—KONIGSLUTTER.

In a little book, published about 1887, at Tubingen, by Dr. Bernhard Schuchardt of Gotha, are published a series of letters written by Hahnemann, between the years 1793 to 1805 to a patient, and by means of their dates his whereabouts during this time is quite exactly determined. A part of these letters were published in the *Monthly Homœopathic Review* for September, 1887. They are of interest, as by them can be traced the gradual changes in his prescribing from the ordinary methods of the day to the more careful prescriptions of later years. This book and story were made the subject of Dr. Dudgeon's Hahnemann Oration, delivered at the opening of the London Homœopathic Medical School, October 3, 1887.‡

*Dudgeon's Lectures on Homœopathy, 1852.

†" *Monthly Hom. Review*," Vol. 31, p. 544.

‡" *Idem*," Vol. 31, p. 719.

Hahnemann left Georghthal about the middle of May, 1793, going from there to Molschleben, a small village near Gotha. Here he again devoted himself entirely to his literary pursuits. He continued work on the second part of the "Friend to Health," and composed the first part of the "Pharmaceutical Lexicon," or "Apothecaries' Dictionary," as it was also called. Ameke says: The subjects are arranged alphabetically, and it treats of everything which could be of use to the apothecary in his work. The necessary utensils are carefully described. Each article shows how well Hahnemann understood the subject. He often describes new apparatus invented by himself; the apothecary's business of making up prescriptions and his laboratory work are accurately and clearly explained. He gives many directions which have now become legal enactments. He mentions the rules for the sale of poisons, gives the most minute directions for the care and preparation of drugs, gives the botanical description of remedies, their time of flowering and rules for their collection, and refers to much literature upon this subject. He quotes from more than one hundred works of botanists and zoologists. He recommends the preparation of tinctures from fresh plants, and describes the medicinal uses of many drugs. This work appeared in numbers. It received the praise of all the scientific physicians of the day, and became the standard work on pharmacy.

And yet it may be well to remember that this consummate chemist, botanist, and practical pharmacist, who had been a regular pharmaceutical examiner, who was competent to write an exhaustive work upon these subjects, and who was, without doubt, the most qualified man of his time for such a task, was not, at a little later period, considered by the physicians of Leipsic a proper person to prepare and dispense his own medicines.

The most skillful chemist of his time forbidden to dispense drugs! And yet it is to be presumed that at the same time the excuse of these doctors was that the *people must be protected from irregular practitioners, as is in very isolated cases the argument at the present day!* At this time the following cure was made by Hahnemann:

"While living in the village of Molschleben, 'where my children enjoyed perfect health,' there were many children affected with so-called milk crust, and to an unusual degree. As Hahnemann thought the disease could be communicated, he endeavored to prevent intercourse between his own and the infected children

belonging to the village. One of the boys gained access to them. 'I saw him playing in close contact to them. I sent him away, but the infection had already taken place. The complaint began in the first child kissed, and then spread to the other three children.'"*

"I poured warm water over dry *Hepar sulphuris* (powdered oyster shells mixed with equal parts of *Sulphur*, and kept for ten minutes at a white heat), and thus made a weak solution. I painted the faces of the two who had the eruption worst with this every hour for two consecutive days. After the first application the complaint was arrested and gradually got well."

Hahnemann's letters continue to be addressed from Molschleben until October 19, 1794, when he writes: "Pyrmont, where I think I shall remain."

This place is situated in Westphalia, and was celebrated at that time for its extensive mineral springs, utilized for bathing and drinking. He remained there but a short time, going thence in 1795, to Wolfenbittel, a large fortified place on the river Ocker, five miles from Brunswick, and the same year, 1795, again removing to Konigslutter, a small town ten miles from Brunswick, and in the principality of Wolfenbittel. There he remained until 1799, when he went to Hamburg.

At Konigslutter, he wrote the second part of the "Friend to Health," and finished the "Pharmaceutical Lexicon." He also wrote articles on the Wirtemberg and Hahnemann Wine Test; on the Preparation of Cassel Yellow; on *Crusta lactea*; Description of *Klockenbring* during his insanity; on the Pulverization of *Ignatia Beans*; and several other articles. He translated from the French, Rousseau on the Education of Infants, under the title of "Handbook for Mothers;" from the English, the "New Edinburgh Dispensatory" in two volumes; and "Taplin's Veterinary Medicine." The translation of the Dispensatory called forth from the chemists of Germany unstinted praise. As was his custom, he enriched it with copious notes.†

CHAPTER XV.

FIRST ESSAY ON THE CURATIVE POWER OF DRUGS—"HUFELAND'S JOURNAL"—ENMITY OF KONIGSLUTTER PHYSICIANS.

It was during his residence at Konigslutter, in 1796, that Hahnemann first communicated to the world by means of the public print his new discovery in medicine. In 1795 Hufeland,

*Ameke, page 73. †Ameke, page 41.

renowned in all Germany, began to publish in Jena, a medical journal called, *Journal der practischen Arzneykunde und Wundarzneykunst*. Hahnemann and Hufeland were personal friends; Hufeland was at the time professor of physics at Jena. Hahnemann is quoted in the first volume; his cure of Klöckenbring is mentioned in the second volume. In this journal, volume two, parts three and four, (1796), Hahnemann published the article entitled: "Essay on a New Principle for Ascertaining the Curative-Powers of Drugs."* In this he reviews the condition of medicine at that time; argues that chemistry is not the proper exponent of the curative action of drugs; that the experimentation on animals with poisons is of little use since many plants deadly to man are innocuous to animals; that the true method of experimentation with drugs is by testing them on the healthy body; says that the so-called specifics in common use are but the result of empirical practice, that the pure action of each drug should be obtained on the human body by itself.

He presents his theory in the following words: "Every powerful medicinal substance produces in the human body a kind of peculiar disease; the more powerful the medicine, the more peculiar, marked and violent the disease. We should imitate nature which sometimes cures a chronic disease by superadding another, and employ in the (especially chronic) disease we wish to cure that medicine which is able to produce another very similar artificial disease, and the former will be cured; *similia similibus*."

Hahnemann very carefully argues the question of the new law; he adduces many results of poisonings by drugs, gives his experience in the uses of medicines prescribed according to the law of similars, and records the symptoms that certain medicines produced on himself and others. He brings example for every assertion and discusses the matter in a calm and convincing manner.

This essay can be found in the various editions of the "Lesser Writings" of Hahnemann. To quote: "It displays to full advantage the exceeding gentleness of Hahnemann's temper, the respect he entertained for the opinions of his professional brethren, the modesty of the estimation in which he held his own, and the philosophical and comprehensive grasp of his mind. Its tone was calm and impartial, its language clear and accurate, its reasoning convincing, its arguments forcible, and its asser-

* "Lesser Writings," New York, 1852, p. 249.

tions moderate. It bears no sign of prejudice, much less of acrimony. We think its scientific mastery of a question confessedly among the most vexed in medicine, the best answer to those who glibly charge its author with charlatantry and ignorance. Let them answer Hahnemann's arguments, which they have never done, before they abuse himself." *

It was the first essay by Hahnemann that appeared in *Hufeland's Journal*. After this he was a frequent contributor until 1808, the last article being about a prophylactic for scarlet fever. In 1797 he published a cure of a case of colicodynia after the usual means of cure had failed, by means of a medicine producing very similar morbid symptoms. (*Veratrum album*.)

His next article was: "Are the Obstacles to Certainty and Simplicity in Practical Medicine Insurmountable?" In it he argues in favor of simple, careful methods. He says: † "Why should we complain that our science is obscure and intricate when we ourselves are the producers of this obscurity and intricacy? Formerly I was infected with this fever; the schools had infected me. The virus clung more obstinately to me before it came to a critical expulsion than ever did the virus of any other mental disease. Are we in earnest with our art?

"Then let us make a brotherly compact, and all agree to give but one single simple remedy at a time for every single disease, without making much alteration in the mode of life of our patients, and then let us use our eyes to see what effect this or that medicine has, how it does good or how it fails. Is not this as simple a way of getting over the difficulty as that of Columbus with the egg?"

At this time Hahnemann was habitually depending on the single remedy, and says in this essay that it has been a long time since he has given more than one remedy at one time. He also prescribed according to the law of similars. He was in the habit of preparing and dispensing his own medicines independent of the apothecaries. By all his writings at this time he endeavored to induce his professional brethren to try the plan of simple remedies given according to a precise law. But it was in vain, they became jealous of his success, for he was now engaged in active practice.

"And the physicians of Konigsutter incited the apothecaries to bring an action against him for interfering with them in dis-

* *Hom. World*, Vol. X., p. 334.

† "Lesser Writings," New York, 1852, p. 320.

pensing his own medicines. He appealed to the letter of the law regulating the business of the apothecary, and argued that they had the sole privilege of compounding medicines, but that any man, especially any medical man, had a right to either give or sell uncompounded drugs, which were the only things he employed, and which he also administered gratuitously. But it was in vain, and Hahnemann, a past master of pharmaceutical art, was forbidden to dispense his simple medicines.”*

And now he must again think of leaving his home and finding a new one where he could practice his methods and experiment in peace.

In a letter written to a patient, and dated March 14, 1799, he says:†

“To-day I make you my confidant. Kindly give the enclosed letter as soon as you can to the Minister Von Frankenberg, if he is still alive, but if Zigesar is in his place give it to him, but before doing so have the goodness to write the name of the present First Minister in Latin characters on the envelope in the blank space. I was not quite sure if Frankenberg is still living, otherwise I would have written his name myself. I am applying in this letter for Dr. Buchner’s post with the Duke, and would like to return to Gotha in that capacity, for I have always preferred Gotha to Brunswick. But it is impossible for me to have an excuse for changing my abode unless I get an appointment of this sort.

“But do not let anyone know a word about all this, in order that no intrigues may be set on foot, as would certainly happen. But how will you manage to get this letter at once and with certainty into Frankenberg’s hands? As it is, the news of Buchner’s death reached me a week later than it ought, so I must now lose no time. Forgive me for the trouble I am putting you to, and with best wishes I remain

“Your most devoted servant,

“DR. HAHNEMANN.”

“*March 14, 1799.*”

The Dr. Buchner whom he mentions was the former physician in ordinary to the Duke, and had died a month before this. It can plainly be understood that Hahnemann thought that could he become physician to the Duke of Gotha he would be in a

*Dudgeon’s Biography, 1852.

†*Monthly Hom. Review*, Vol. 31, p. 617.

great measure freed from the persecution of the jealous physicians and apothecaries. But this appointment he failed to procure.

CHAPTER XVI.

LETTER TO PATIENT ON CHEERFUL METHODS OF LIFE.

The next letter to his patient, who was a tailor in Gotha and died at the age of ninety-two, is so filled with advice that must be of benefit to every one in this age of haste that it is given here in full:*

"My Dear Mr. X—:

"It is true that I am going to Hamburg, but that need not trouble you. If you do not grudge the few groschen a letter will cost you can still have my advice when I am there. Merely write my name, and Hamburg beneath it, and your letter so addressed will find me.

"For the present I must say that you are on the fair road to health, and the chief sources of your malady cut off. One source still remains, and it is the cause of your last relapse. Man (the delicate human machine) is not constituted for overwork, he can not overwork his powers or faculties with impunity. If he does so from ambition, love of gain, or other praiseworthy or blameworthy motive, he sets himself in opposition to the order of nature, and his body suffers injury or destruction. All the more if his body is already in a weakened condition; what you cannot accomplish in a week you can do in two weeks. If your customers will not wait they cannot fairly expect that you will for their sakes make yourself ill and work yourself to the grave, leaving your wife a widow and your children orphans. It is not only the greater bodily exertion that injures you, it is even more the attendant strain on the mind, and the overwrought mind in its turn affects the body injuriously. If you do not assume an attitude of cool indifference, adopting the principle of living first for yourself and only secondly for others, then there is small chance of your recovery. When you are in your grave men will still be clothed, perhaps not as tastefully, but still tolerably well.

"If you are a philosopher you may become healthy, you may attain to old age. If anything annoys you give no heed to it; if anything is too much for you have nothing to do with it; if any

**Monthly Hom. Review*, Vol. 31, p. 617. *N. E. Med. Gazette*, March, 1887.

one seeks to drive you go slowly and laugh at the fools who wish to make you unhappy. What you can do comfortably that do; what you cannot do don't bother yourself about.

“Our temporal circumstances are not improved by overpressure at work. You must spend proportionately more in your domestic affairs, and so nothing is gained. Economy, limitation of superfluities (of which the hard worker has often very few) place us in a position to live with greater comfort—that is to say, more rationally, more intelligently, more in accordance with nature, more cheerfully, more quietly, more healthily. Thus we shall act more commendably, more wisely, more prudently, than by working in breathless hurry, with our nerves constantly overstrung, to the destruction of the most precious treasure of life, calmly happy spirits and good health.

“Be you more prudent, consider yourself first, let everything else be of only secondary importance for you. And should they venture to assert that you are in honor bound to do more than is good for your mental and physical powers, even then do not, for God's sake, allow yourself to be driven to do what is contrary to your own welfare. Remain deaf to the bribery of praise, remain cold and pursue your own course slowly and quietly like a wise and sensible man. To enjoy with tranquil mind and body, that is what man is in the world for, and only to do as much work as will procure him the means of enjoyment—certainly not to ex-coriate and wear himself out with work.

“The everlasting pushing and striving of blinded mortals in order to gain so and so much, to secure some honor or other, to do a service to this or that great personage—this is generally fatal to our welfare, this is a common cause of young people ageing and dying before their time.

“The calm, cold-blooded man, who lets things softly glide, attains his object also, lives more tranquilly and healthily, and attains a good old age. And this leisurely man sometimes lights upon a lucky idea, the fruit of serious original thought, which shall give a much more profitable impetus to his temporal affairs than can ever be gained by the overwrought man who can never find time to collect his thoughts.

“In order to win the race, quickness is not all that is required. Strive to obtain a little indifference, coolness and calmness, then you will be what I wish you to be. Then you will see marvellous things; you will see how healthy you will become by following my advice. Then shall your blood course through your

blood vessels calmly and sedately, without effort and without heat. No horrible dreams disturb the sleep of him who lies down to rest without highly strung nerves. The man who is free from care wakes in the morning without anxiety about the multifarious occupations of the day. What does he care? The happiness of life concerns him more than anything else. With fresh vigor he sets about his moderate work, and at his meals nothing, no ebullitions of blood, no cares, no solicitude of mind hinders him from relishing what the beneficent Preserver of Life sets before him. And so one day follows another in quiet succession, until the final day of advanced age brings him to the termination of a well spent life, and he serenely reposes in another world as he has calmly lived in this one.

"Is not that more rational, more sensible? Let restless, self-destroying men act as irrationally, as injuriously towards themselves as they please; let them be fools. But be you wiser! Do not let me preach this wisdom of life in vain. I mean well to you.

"Farewell, follow my advice, and when all goes well with you, remember

"DR. S. HAHNEMANN.

"P. S.—Should you be reduced to your last sixpence, be still cheerful and happy. Providence watches over us, and a lucky chance makes all right again. How much do we need in order to live, to restore our powers by food and drink, to shield ourselves from cold and heat? Little more than good courage; when we have that the minor essentials we can find without much trouble. The wise man needs but little. Strength that is husbanded needs not to be renovated by medicine."

CHAPTER XVII.

EPIDEMIC OF SCARLATINA—DEPARTURE FROM KONIGSLUTTER—
ACCIDENT ON THE JOURNEY—COMPLAINT TO THE PUB-
LIC—BELLADONNA IN SCARLATINA—ALTONA—
MEDICAL LIBERALITY OF THE NINE-
TEENTH CENTURY.

During the summer of 1799, the last year of his sojourn in Konigsutter, an epidemic of scarlet fever occurred, during which Hahnemann discovered the great value of *Belladonna* as a prophylactic against this serious disease. Hahnemann says: **"At first*

**"Lesser Writings,"* New York, p. 370.

smallpox came from the vicinity of Helmstadt to Konigslutter, spreading slowly around; the eruption was small, warty looking, and it was accompanied with serious atonic symptoms. In the village it came from scarlet fever was prevalent at the time, and, mixed up with the latter, the smallpox made its appearance in Konigslutter. About the middle of the year the smallpox ceased almost entirely, and the scarlet fever then commenced to appear more frequently and alone. This epidemic was exceedingly contagious; it extended through families. If a single child was affected by it, not one of its brothers and sisters remained exempt, nor did it fail to affect other children who came close to the patients or to things that had come in contact with their exhalations."

Hahnemann was very successful both in the prevention and treatment of this terrible scourge, but at this time did not reveal the name of the remedy he used. No doubt this may have further embittered the physicians against him. Despite the wishes of his numerous patients, who were grateful for his skill, the unjust opposition of the jealous doctors was too powerful for him, and he had to again resume his wanderings.

Burnett says: * "The vulnerable point with Hahnemann was this: At Konigslutter he gave his own medicines to his patients, though gratuitously. The physicians of Konigslutter became jealous of his rising fame, and they incited the apothecaries against him, and these brought an action at law against Hahnemann for dispensing his own medicines, and thus encroaching upon their rights. It was decided against him; he was forbidden to give his own medicines, and this, of course, rendered his further stay impossible."

He could not remain in Konigslutter, and in the autumn of 1799, with his family, he departed from the ungrateful city.

Dudgeon says: † "He purchased a large carriage or wagon, in which he packed all his property and family, and with a heavy heart bade adieu to Konigslutter, where fortune had at length begun to smile upon him, and where he found leisure and opportunity to prosecute his interesting discoveries. Many of the inhabitants, whose health he had been instrumental in restoring, or whose lives he had even saved by the discoveries of his genius during that fatal epidemic of scarlet fever, accompanied him some distance on the road to Hamburg, whither he had resolved

* "Ecce. Medicus," p. 131.

† *Biography of Hahnemann, 1852.*

to proceed, and at length, with a blessing for his services, and a sigh for his hard lot, they bade him God speed. And thus he journeyed on with all his earthly possessions, and with all his family beside him. But a dreadful accident befell the melancholy cortege. Descending a precipitous part of the road the wagon was overturned, the driver thrown from his seat, his infant son so injured that he died shortly afterwards, and the leg of one of his daughters was fractured. He himself was considerably bruised, and his property much damaged by falling into a stream that ran at the bottom of the road. With the assistance of some peasants they were conveyed to the nearest village (Muhlhausen), where he was forced to remain upwards of six weeks on his daughter's account, at an expense that greatly lightened his not very well filled purse."

It would seem that after the accident Hahnemann settled first in Altona, as he dates a letter from that place on November 9th, 1799, while the letters dated from Hamburg occur in the year 1800.

Kleinert, in his "History of Homœopathy," says he resided first at Altona. That he was here annoyed by people fond of gratuitous advice is evidenced by the following letter that he caused twice to be inserted in the *Reichsanzeiger* and for which he had to pay one thaler and eight groschen.

"COMPLAINT AND RESOLVE."*

"*Dear Public!* It will scarcely be credited that there are people who seem to think that I am merely a private gentleman with plenty of time on my hands, whom they may pester with letters, many of which have not the postage paid, and are consequently a tax on my purse, containing requests for professional advice, to comply with which would demand much mental labor and occupy precious time, while it never occurs to these inconsiderate correspondents to send any remuneration for the time and trouble I would have to expend on answers by which they would benefit.

"In consequence of the ever-increasing importunity of these persons, I am compelled to announce:

"1. That henceforward I shall refuse to take in any letters which are not postpaid, let them come from whom they may.

"2. That after reading through even paid letters from distant patients and others seeking advice, I will send them back unless

**Monthly Hom. Review*, Vol. 31, p. 622.

they are accompanied by a sufficient fee (at least a Friedrich d'or) in a cheque or in actual money, unless the poverty of the writer is so great that I could not withhold my advice without sinning against humanity.

"3. If lottery tickets are sent me I shall return them all without exception; but I shall make the post office pay for all the expenses of remission, and the senders will get them back charged with this payment.

"SAMUEL HAHNEMANN, *Doctor of Medicine.*"

"*Altona, by Hamburg, November 9, 1799.*"

This announcement, compelling patients to pay for consultation by letter, being against the usual custom of the time, aroused a very great amount of adverse criticism, and gave the doctors another opportunity for cavilling against their successful rival.

His stay at Altona was short, and about the beginning of the year 1800 he removed to Hamburg.

The epidemic of scarlatina still claimed numerous victims, and Hahnemann's success at Konigslutter in the prevention and treatment had been so great that the name of the remedy there used was demanded.

He now published a letter in the *Reichsanzeiger Journal* for May 12, 1800 (Gotha), in which he stated that he was about to issue a pamphlet giving a complete history of the Konigslutter epidemic, with an account of his treatment, and the name and method of preparation of his prophylactic and remedy. But, he also stated, that before he could publish this he must have 300 subscribers at one Friedrich d'or each, pledged to take the work, to each of whom he would give a quantity of the remedy with full directions for its proper use.

He added, in the way of excuse, that he deserved something both from the public and from the Government for his most important discovery.

This statement gained for him very few subscribers, but a vast amount of abuse and calumny. He was accused of seeking to obtain money under false pretenses. The physicians declared that the substance he employed was a violent poison that would profoundly affect the health, and that he dare not announce its name.

Hahnemann justified his course by saying that he wished the trial to be made by a medicine prepared carefully by his own hands, and not in the careless manner in which drugs were so

often prepared; that he had no intention of keeping the truth from the profession, but considered himself entitled to some honorarium. This refutation he published in December, 1800.

Again, in the *Allgemeiner Anzeiger* for February 7, 1801 (No. 32), he published the following article addressed to the physicians of Germany:

“Considerations Upon the Liberality of the Medical Fraternity at the Commencement of the Nineteenth Century.”*

He reviewed the professional jealousy of physicians; cited examples of the abuse that had in the past fallen on discoverers, such as Wichmann, Hufeland, Tode, Sommering; recalled the attacks on himself after his chemical discoveries regarding *Mercury*; the constant abuse of his New Principle of Healing.

“Now,” he says, “once more, at the end of the century that has just expired, my zeal for the welfare of mankind misled me to announce a prophylactic remedy for one of the most destructive of children’s diseases, scarlet fever. Scarcely a fourth part of the number I might have expected subscribed for it. This lukewarm interest shown for such an important affair discouraged me, and I arranged that the subscribers should receive a portion of the medicine itself, in order to satisfy them, in case my book on the subject should not be published. The subscribers consisted chiefly of physicians who had epidemics of scarlet fever in their neighborhood. At least thirty of these, whom I begged by letter to testify to the truth and to publish the result, *be it what it might*, in the *Reichsanzeiger*, made no reply.”

Certainly not fair to Hahnemann after he had given the medicine, and had only asked, as he always did, for but a fair trial. And with the fact before us, that *Belladonna* is by all now recognized as a valuable preventive of scarlet fever, it becomes still more certain that this action on the part of the physicians did indeed arise from bigotry and envy, as Hahnemann declared.

He continues in argumentative form regarding the use of *Mercury* and of the *Belladonna*, and its value in scarlet fever, expostulates against the prejudice of one Dr. Jani, who at first published articles in favor and then against this remedy, and declares that the common object which physicians must attain can only be gained by unity, mutual intercommunication and brotherly friendship. And lastly, these words: “Physicians of Germany, be brothers, be fair, be just!”

When we consider the fact that heretofore Hahnemann had

*“Lesser Writings,” New York, 1852, p. 365.

always been willing to freely impart any and all of his discoveries to his brethren; when in every book he had translated he had freely given of the treasure of his memory and of his invention; when we remember that just as soon as he became satisfied of its truth he announced to the world the discovery of the new law of similia; when we read his essay on that subject, with its wealth of careful advice and argument, we certainly cannot for one moment think that he withheld the name of the *Belladonna* from any sordid motive of concealing from the world a useful remedy.

Is it not more probable that by this plan he wished to ensure for his prophylactic fair treatment? He had but just been driven from Konigslutter, where he had done so much good with this same medicine; he had been compelled to give up his practice, to lose his child by an accident incident to his moving. He was poor. He wished some recompense as a discoverer. He wished unbiased treatment.

So very much has been written about Hahnemann as the dispenser of secret remedies, meaning this fact of the *Belladonna*, that before judging him it is but just to examine carefully all the circumstances of the case. This is the only time when he did not at once freely give to the world every discovery that he made. And judging the past and the future of the man, is it not fairer to decide that he hid the name of this remedy for some good and sufficient purpose, perhaps thinking that were the subscribers compelled to pay for the knowledge they would give it more careful consideration.

The article on "Liberality" was the last that he wrote in a spirit of conciliation. After that he viewed his detractors with disfavor and contempt. From this time he steadily and in a dignified way followed his medical researches and discoveries, and responded but very seldom to the attacks of the doctors.

He did not wait for his three hundred subscribers, but in 1801 published the secret of the discovery of the prophylactic properties of *Belladonna* in scarlet fever in a small pamphlet printed at Gotha. It was called: "Cure and Prevention of Scarlet Fever."* In the preface he says that had he compiled a large book on scarlet fever he would have gotten, through the usual channels of publication, as much of an honorarium as from the subscribers of the pamphlet. But as he wished to interest the

*"Lesser Writings," New York, 1852.

many, he adopted the more popular form of the small book. He gives a history of the epidemic of smallpox reaching Konigs-lutter, the scarlet fever mixing with it; the final disappearance of the smallpox and the spread of the scarlet fever.

The symptoms of the disease are carefully detailed, its great mortality, his treatment with small doses of *Opium* and *Ipecac*, and then under the heading: "Prevention against Scarlet Fever," he gives the particulars of his discovery of *Belladonna*.

He says: "The mother of a large family, at the commencement of July, 1799, when the fever was most prevalent and fatal, had got a new counterpane made up by a seamstress who, without the knowledge of the former, had in her small chamber a boy just recovering from scarlet fever. The mother received the counterpane and smelled it to be sure that it contained no bad odors. She then laid it on the sofa pillow, and took a nap the same afternoon on the same pillow. A week later she became ill with the sore throat. Her daughter, ten years old, soon after manifested marked symptoms of scarlet fever." Hahnemann, judging from her symptoms, says: "My memory and my written collection of the peculiar effects of some medicines furnished me with no remedy so capable of producing a counterpart of the symptoms here present as *Belladonna*."

No guess work, only the application of the new law, and this valuable preventive was discovered.

He gave her the one four hundred and thirty-two thousandth part of a grain of *Belladonna*, with the result that in about twenty-four hours she became well. He next gave the remedy to other children, who did not take the disease although exposed.

He writes: "I reasoned thus, a remedy that is capable of quickly checking a disease in its onset, must be its best preventive; and the following occurrence strengthened me in the correctness of this conclusion: Some weeks previously three children of another family lay ill of a very bad scarlet fever; the eldest daughter alone, who, up to that period, had been taking *Belladonna* internally for an external affection on the joints of her fingers, to my great astonishment did not catch the fever, although during the prevalence of other epidemics she had always been the first to take them. This circumstance completely confirmed my idea. I now hesitated not to administer to the other five children of this numerous family this divine remedy, as a preservative, in very small doses, and, as the particular action of this plant does not last above three days, I repeated the dose every

seventy-two hours, and they all remained perfectly well without the slightest symptoms throughout the whole course of the epidemic, and amid the most virulent scarlatina emanations from the sisters who lay ill with the disease."

He then gives preparations for preparing the remedy and prescribes the quantity to be used.

This publication did not silence his enemies. They ridiculed his minute doses of *Belladonna*, and laughed at its power to prevent the spread of scarlatina. Hahnemann, then, in *Hufeland's Journal*, Vol. 13, part 2, January, 1801, published another essay on "Small Doses of Medicine in General, and of *Belladonna* in Particular." In this he argues on the divisibility of medicine and its increase of power by subdivision, and supports his doses of *Belladonna* as previously given.

Afterwards many physicians bore testimony to the truth of this discovery. Hufeland testified to its value as a prophylactic; articles appeared in his *Journal* regarding its virtues in May, 1812; November, 1824; November, 1825. Hufeland himself wrote a work in 1825, entitled "The Prophylactic Power of *Belladonna*," and in this he justly gives Hahnemann the credit of his discovery. He also adduces a great deal of testimony to prove this assertion.

Twenty years later, while Hahnemann resided in Leipzig, certain of the physicians of that city recommended the use of *Belladonna* as a prophylactic in scarlet fever, but *did not* mention the fact that Hahnemann had twenty years earlier discovered this.

[TO BE CONTINUED.]

BELLADONNA AND STRAMONIUM IN TUBERCULAR MENINGITIS.

At the end of April, 1890, Ida Warren, aged three years, was brought to me by her mother. The child was encased in cotton wool and wrapped in a shawl. The face drawn, shrunken, old and looking like leather; the head constantly rolling from side to side, with the unceasing uttering of the well-known hydrocephalic cry. There was constant diarrhœa. The child had been attended by three Allopathic doctors, who had severally given up all hopes of its recovery, as had the mother, who, as she brought it from its home, some considerable distance, was afraid that it would die on the way. She had not the slightest

hope of its receiving any benefit whatever. After careful examination I put the little thing on *Belladonna* and *Stramonium*, and to these medicines, with one exception, I adhered throughout. The child began to improve a little from the first, and to such an extent that before the first week was over the mother had full confidence in continuing the treatment.

The acute symptoms having subsided, the child was left blind, deaf and perfectly dumb. The return of these faculties was very gradual, but continuous, and it was most interesting to watch their gradual development as well as the return of roundness and strength to the limbs. By the first of December, 1890, the child had entirely recovered, and was healthy in every respect.

I could but ask myself the question, during the progress of the case, is this but a natural development, has medicine anything to do with it? To put this to the test I changed the medicine, with the result that in two days the father came up to say that he was sorry to tell me that his child was not nearly so well; in fact was rapidly going back. I put her at once again on *Belladonna* and *Stramonium*, and kept her on them with the result that she never went back for a single day, but was quite well by the time specified above.

R. S. GUTTEREDGE, M. D.

35 Hanover Square, London, England.

APOCYNUM CANNABINUM IN LOCAL DROPSY WITH CONSTIPATION.

The patient was a young woman, whose ovaries and tubes had been removed about two years ago. She consulted me about an increasing size of the hips; the circumference of which had increased six inches during the last month. They were hard and firm, and did not pit on pressure. The hypogastric region was also enlarged. There was also an obstinate constipation, which no purgative would affect. When a stool was had, it was composed of small, hard balls coated with mucus. The urine was very scanty and of a dark yellowish-brown color. There was no swelling of the legs below the knees, feet or face. After trying several apparently indicated drugs without effect, Boericke & Tafel's decoction of *Apocynum cannabinum* was prescribed—a teaspoonful every four hours. During the first two days there was much nausea with vertigo. On the third day the bowels

moved several times, and an increase of urine was observed. From this time there was a steady improvement. In ten days the local dropsy had disappeared; also the constipation. At this writing neither symptom has returned and her general health is greatly improved.

Another case, without any apparent dropsy—only obstinate constipation, which had resisted *Nux*, *Plumbum*, *Sulphur* and *Æsculus*, was removed permanently in a week by the same medicine.

E. M. HALE, M. D.

Chicago, Ill.

RECTAL INJECTIONS AND INTESTINAL OBSTRUCTION.

A young lady, aged 26, was delivered of a daughter in October last. During her pregnancy she had kept very good health, and the delivery had occurred at the end of the full term. After the birth of her first child, several years before, she had suffered from displacement of the uterus for a long time, and had only been restored to health by the use of the pessary. Naturally enough, when this second child was born (October last), her friends apprehended possible uterine displacement. But for a month after delivery no signs of discomfort or illness appeared. At the end of that time, however, she complained of constipation, with symptoms of bleeding piles. All on a sudden she got an attack of fever, with violent shivering; and there was pain in the right ovarian region. It was at this juncture that I was called upon to treat her. The fever disappeared in three days. But the occasional feeling of pain in the right ovarian region remained. I prescribed *Sepia* 6, three doses daily, and dry heat fomentation at night over the ovarian region. The ovarian pain also disappeared in a few days. Still the dry heat fomentation was continued. The lady had now recovered her healthy looks completely. The bowels were (such was the report made to me) moved regularly. Still she did not feel sufficient appetite in the afternoon, and there was a burning sensation in the feet, especially at night. There was another circumstance which existed at this time, but which I came to know of only long afterwards; though a great quantity of fæces was passed every day, a considerable portion consisted of hard knots. The lady had ceased to be under medical treat-

ment, as having regained health. On the night of the 16th December last there was rumbling and pain in the abdomen all night, and very little sleep. On the day following the pain continued. The lady thought that it was due to worms and did not send for me. That same night (the 17th December), at twelve, she was attacked with an agonizing pain in the abdominal region—so agonizing that she could hardly lie or sit. She felt nearly suffocated. This state being reported to me I prescribed (before I had seen and examined the patient) *Lycopodium* 30. I called next morning, the 18th December. There was severe agonizing pain in the abdomen. The skin all over that region had become exceedingly sensitive—so sensitive that the lightest touch was painful. There was fever (102.4° Fahr). The pulse was feeble and quick. The mouth and throat very dry. The *Lycopodium* had done no good. I now saw that it could not be expected to do any good. I made it out to be a case of typhlitis. Not only the cæcum, but the *appendix vermiformis* and the surrounding cellular tissue were affected also. So I saw it was peri-typhlitis. For the better satisfaction of the patient's friends I called in another physician for consultation. He agreed with me in the diagnosis. I now prescribed *Belladonna* 3x, a dose every four hours, not more than three doses daily, and ordered fomentation over the abdomen, by means of flannel wrung out of hot water, and the wrapping up of the abdomen with spun cotton and flannel with a bandage. I also ordered a rectal injection with half a pint of tepid water to which soap and a drachm of *Glycerine* have been added. The injection brought nearly three pounds of very hard, ball-like, knotted fæces of tarry color. This relieved the pain very much and the feeling of heaviness in the abdomen. The next morning I saw the patient again, and on examination I found accumulation of very hard fæces about the cæcum, transverse colon up to the ring situated a little above the large gut. I again ordered an injection as last evening, and another three pounds of fæces of the same character came out, and the pain and uneasiness were relieved to considerable extent. Now *Bryonia alb.* 12 was prescribed, four doses daily. In the evening I saw the patient again, when I learnt that her pain had been much mitigated. *Bryonia*, a dose every day, in the morning, in empty stomach, the injection and fomentation were continued as before for a week every day. During the week the stools were almost of the same character, though smaller in quantity, being about a pound at a time. During the whole of this time her diet was

chiefly milk. After this injection was given every other day and *Podophyllum* Φ , in one-fourth drop-doses, three doses daily, was prescribed. This treatment was pursued for a week. On the second day of this course of treatment the stools became large and formed, slightly yellowish in color, but hard, crumbling to pieces as soon as they were voided upon the pot. The patient was now daily more cheerful and more free from pain and uneasiness, except some tension at the right ovarian region. I now ordered a continuance of *Podophyllum* Φ , in one-fourth drop-doses, only one dose at bed time, with injection only twice a week. This week the bowels moved even on those days in which no injection was given. The stools were now long and formed, yellowish, not so hard as before, but covered with some membranous substances, probably the dead mucous membranes of the intestines, the products of inflammation. I now prescribed *Sulphur* 30, two doses daily, and prescribed rice and vegetable soup and some milk as diet, and stopped the injection. This was for a week, during which I watched the patient very closely and found her quite comfortable in all respects. Her natural appetite returned, her bowels became regular and she began to gain strength daily. She got perfectly cured of all her complaints by the first week of February last, when I advised her to take a change. She went to Arrah, in the Sáhábád district, lived there for month and a-half and returned here by the last week of March last. On her return here I saw her and found her very cheerful.

Now, from what I noticed by closely watching the case under review, I have been led to the belief that this rapid relief felt by the patient was mainly due to the injection, the medicines only helping nature in moderating the inflammation. My past experience in the treatment of these cases, added to the experience gained in this case, has led me to this belief. In intestinal obstruction, be it from any cause, I mainly depend upon *rectal injections* of simple, unmedicated tepid water, adding to it, only occasionally, some *unirritating* soap and sometimes *Glycerine*. I also believe, from past experience, that in intestinal obstruction no other measures, medicinal or auxiliary, help us so much as rectal injections. They are harmless and *unirritating*. So I hope the profession will not fail to see the value of these injections when opportunity offered.

R. K. GHOSH.

Wari, Dacca, East Bengal, India, April 4, 1893.

NOTES ON CALENDULA.

When in practice in the country districts of England I had many opportunities of trying *Calendula* in clean cut, deep wounds, and also when jagged, as from an English sickle. I always found that after the wound was cleansed, applied as a lotion, *Calendula* procured union by first intention, without suppuration.

Two years ago a man, of thirty-five, came to me with a deep, ragged, gangrenous wound on the right thumb. He had been under so-called Homœopathic treatment for some time. The man unmistakably proclaimed part of the method, or rather want of method, to which he had been subject; the odor of *Iodoform* was disagreeably pronounced. He had also been advised to have a splint and a bandage.

Iodoform was at once discarded, *Calendula* substituted, and the bandage and splint burnt. I had occasion to see the man but twice; on a Tuesday he first came, by the following Monday he was able, without risk or discomfort, to write a long prospectus of a company he was bringing out. I advised him to see the Homœopath and to tell him that he had been cured by *Calendula* and nothing else.

R. S. GUTTERIDGE, M. D.

25 Hanover Square, London, England.

DIARRHŒA.

What to give in a simple case of diarrhœa, without concomitant symptoms, is often a question that puzzles the ordinary practitioner.

A remedy that I have been using for over three years, and that cures nine out of ten cases as they run, is *Chinin. ars.*, 3x trit., given in water.

Of course if I get plain indications for another remedy I would give it in preference to my *Chinin. ars.*

A frequent experience of every physician is to have a person come to the office for medicine for some one of their family's diarrhœa, and if the visitant is a man the extent of his knowledge of the case is that it is just plain diarrhœa; like Poe's Raven, "only this and nothing more."

Or, again, there has been a week of torrid weather and half the neighborhood suffers from loose stools; now something to

remedy these cases quickly is what our patients want, and something to save grey, nervous matter for the prescriber is what the doctor wants, and I believe *Chinin. arsenicosum* about fills the bill in both cases.

If any of your readers have experience with this remedy I would be glad to hear from them.

S. G. GODSHALL, M. D.

Edgehill, Pa.

THE COMPASS NEEDLE.

The undersigned was much interested in Dr. T. L. Bradford's admirable exposition of facts regarding magnetism in your August issue. Having noticed that when navigators are at sea they have the compass with them, and that when landlubbers "tackle" the compass they usually find themselves at sea, I wish to point a probable source of error at the point of embarkation, an error illustrated by the following quotations from Dr. Bradford's reply when squelching the English art and science professor. Dr. Bradford says: "May it not be possible for the north pole of the molecule to turn to the magnetic pole of the earth, as the magnet does?" And, again: "On the principle that the north pole attracts the particles of iron in the compass," etc. Now, as this is the fundamental and vital point of the whole discussion, may it not be pertinent to inquire: Does the north or the so-called magnetic pole attract the compass, as we have so long been taught? I think I am justified in saying that I do not believe that it does.

To begin with, there is no magnetic pole—that is a mere fictitious spot, not so real as the poles of the earth's axis. Next, the earth itself is a huge magnet, probably deriving its mysterious currents from the sun, that acknowledged source of all heat and light, and hence of electricity, these currents being generated and thrown off by the power of the centrifugal motion of the earth. These currents, then, must run from east to west, and not from north to south, as so many suppose. Now, it is a fact that all free articles attracted by the magnet hasten to lay themselves alongside of it, and will not point to it; but the compass needle is not free to do its will or obey the "suggestion" under which it acts—it is nicely balanced on a pivot, and one end of the needle is many times larger than the other. The needle does the best it can, its little end appearing to point north, but the

term pointing to the north pole is really a misnomer, and the butt end of the needle really does the pointing, and always to that east to west current, never to any real or fictitious pole.

W. B. CLARKE, M. D.

Indianapolis, Ind., August, 1893.

P. S.—It may be pertinent to the discussion to state that the human body is apparently insensitive to magnetism, even when in a current capable of holding up 1,000 pounds, as proved by the immense magnet made with two cannons at one of the New York forts.

NATRUM MURIATICUM IN SCIATICA.

Editor RECORDER.

Dear Sir: If the following communication comes within the scope of your excellent journal you will confer a favor by giving it a place therein.

My object in writing this is twofold—first, to bear testimony to the virtues of *Nat. mur.*, which was the subject of a very interesting and instructive article in the August number of the RECORDER. Second, in the hope of learning, through the columns of this valuable monthly, of some remedy for the relief of what I suppose is chronic lumbago.

In 1863, while serving in the army, after a long engagement, during a heavy rain, we lay down, wet and tired, about midnight, and on waking, some hours afterward, found the weather had cleared and become quite cold, and I was so chilled that it was with difficulty that I could move. A week or so after I was attacked, about two o'clock a. m., with a severe pain in the small of the back. It was impossible for me to remain in a lying posture, and had to get up and walk to and fro for relief. I was treated by the regimental physician and much relieved, but was never, from that day to this, entirely free from the trouble, and have spent, I suppose, several hundred dollars for medical treatment. For the past fifteen years I have never lain down at night that I have not felt pain in the small of my back, always growing worse toward morning. On rising it is almost impossible for me to bend over to draw on my stockings. But after moving about a little while the pain is all gone, a certain feeling of tired

lameness however, remaining. Sitting brings on the same trouble, so that it is difficult to rise.

During these years I have had several attacks of sciatica, at long intervals. In February, 1890, had an attack on the right side (the former ones were on the left), which confined me to bed for a few days, and kept me limping painfully for weeks. About the same time in 1891 I had another attack somewhat more severe, and in January, 1892, was again in bed for fifteen days and confined to the house much longer. Through all these attacks I had been treated by an Allopath of high standing. Soon after getting over this last spell I met with a very severe family affliction, which probably had something to do in bringing on another attack in June, 1892. I now resolved to try Homœopathy. But seemingly I fared no better than formerly. *Bryonia*, *Causiticum*, *Colocynth*, *Pulsatilla*, and a host of others were prescribed with but indifferent results. Finally, after eight or nine weeks, *Tellurium*, largely assisted by nature, I think, relieved me.

Now for *Nat. mur.* The following January (1893) I was again reminded by unmistakable symptoms, that my old enemy was not dead, but only sleeping. Having had access to that excellent work, "Schüssler," published by Boericke & Tafel, Philadelphia, on page 254 of which I found *Nat. mur.* suggested in symptoms somewhat similar to my own. Taking the book to the Homœopath who had treated me in my last attack, I asked him to prescribe it in my case. He did so, and in five hours I was better and in two days well. Since then have had several premonitions of a return, but a few doses of *Nat. mur.* 6x, scattered it in a few hours. I think it has made me a convert to Homœopathy.

I have tried *Natr. mur.* for my back, but with no favorable results. Will some generous Homœopath, who has had experience with cases of like character, kindly indicate, through the columns of the RECORDER, a treatment that might bring relief. Would be pleased to communicate by letter with such an one.

I am fifty-four years old, of steady, temperate habits, 5 feet 8 inches high, and weigh 155 pounds, a mechanic by occupation, on my feet most of the day, with more or less lifting to do, though not very heavy. My hearing is somewhat affected by a constant buzzing noise in my ears; otherwise enjoy fairly good health.

LUMBAGO.

CONGRESS PROCEEDINGS.

Editor HOMŒOPATHIC RECORDER.

The American Institute of Homœopathy, at its recent meeting, authorized the Executive Committee to confer with the officials of the World's Congress, with power to act in reference to the publication of the Congress proceedings. I have now to report that the manuscripts were placed in the hands of the General Secretary on August 18th, and under the direction of the committee will be issued in a separate volume.

All Institute members, not in arrears, and all foreign physicians who contributed in any way to the success of the Congress will receive a copy free. Others may obtain copies by sending five dollars to the Treasurer, Dr. T. F. Smith, 264 Lenox avenue, New York city.

PEMBERTON DUDLEY,
Gen. Sec., A. I. H.

THUJA.

Cases from Practice with Special Reference to High Potencies.

By Dr. C. Kunkel, of Kiel.

Translated for the HOMŒOPATHIC RECORDER.

An uncalled for critic execrated the "Homœopathic Experiences" of Wolf. It is hoped that the following experiences, gathered during eleven years at sick beds, may tend to rehabilitate them, at least as far as this remedy is concerned. Taking Wolf's provings as a basis we will give a *resumé* of such symptoms as seem to pre-eminently indicate the exhibition of *Thuja*. The use of this remedy may thereby be made easier to the beginner.

All manifestations are excessive. Their advent is so insidious that their commencement cannot be definitely stated. Children are extraordinarily perverse, as was often mentioned to me by the parents, they are malicious, never good humored, tending in after years to seclusion. Frequently vertigo under most diverse conditions.

Pains of the most differing kinds.

A peculiar dryness and brittleness of the hair, which is difficult to arrange; shortening of the hair, owing to its breaking

off; ends are split, or look crimped, as if burned (not frequently). Either falling out of the hair or unusual growth of the same.

Most pernicious blennorrhœa of the eyes, endless scrofulous ophthalmias; foul taste; at times peculiar tracings on the tongue, like land-charts, in consequence of linear protuberance of the papillæ; blisters and nodules on the inner lips, more especially of the lower lip, often forming painful abscesses and leaving a flat ulcer.

Ravenous hunger, alternating with loss of appetite; fullness after eating, even "to bursting;" most excessive flatulence; distended abdomen in children.

Persistent constipation or non-ending diarrhœa; tenesmus; involuntary stools; almost constant disturbance of the uropœetic system. Urine copious or abnormally scant; evacuations abnormally small or abnormally frequent; burning, etc., when urinating; this also with girls; erosion and redness on labia major; also pointed condylomata at orifice of urethra; pointed condyl. on glans and præputium.

Extraordinary excitement (or depression) of the genital system. Irresistible desire to onanism, which is practiced even in sleep. Asthmatic troubles; palpitation of the heart; organic troubles of the heart. Phthisis pulmon. Inordinate development of the panniculus adiposus lipomæ.

Warts, sometimes of enormous dimensions; pustules, varicellæ; copious, dirty secretions f. i. on the inner side of the finger or of the whole skin between the lamellæ of the epidermis.

Paralytic weakness of the extremities developing often shortly after infection (with virulent gonorrhœa).

Sleeplessness; constant restless tossing about, or uncommonly deep, unrefreshing sleep; sudden awakening with cries, then consciousness does not return until after a long time with children.

Cretinism.

The abundant exudations on sycotic basis, especially in the abdominal cavity, show a tendency of extraordinarily rapid organization and of rapid growth. Characteristic of the sycotic process is the remarkable diversity of morbid states which may be produced by this contagium. It far excels the syphilitic contagium in this respect.

Before reporting the respective cases I wish to say a few words on the method of treatment.

Wolf strenuously advises one dose only of the 30th of *Thuja*, or a higher potency. Repetition, he states, results in incurable-

ness. If any one desires to investigate the results of a described mode of treatment he must not, of course, arbitrarily change the same in accordance with his preconceived notions. I, therefore, always gave *one dose* only, and committed the cure to the natural reaction, a course which almost without exception was followed with the best of success. It is, indeed, difficult to comprehend how any one, who concedes this reaction to be the healing factor, can denounce this method.

I always gave only *one dose*, and that never under the 30th centesimal potency; and have seen only the best results therefrom, as I hope to prove.

Once or twice I fancied having cause of regret for not repeating the dose after the lapse of a year. I cannot judge of the value of a low potency as I have never used it. In addition, I would promise that I am far from attempting extensive descriptions of clinical cases (for these my journal notes would not suffice), but to give short characteristic descriptions and the therapeutic results.

CASE I. A girl, æt. 11, had been healthy up to three and one-half years of age. Vaccinated about the time she became ailing. But not until the girl was four years old did the family (in poor circumstances) seek medical advice. The immediate cause was an affection of the eye attended by extraordinary photophobia. All remedies hitherto used, local and general, proved of no avail. A careful examination of the eye was rendered impossible by the great sensitiveness to light. She had spent the seven years of her life in a dark alcove, wherein stood her bed, which she only left once a day to have it remade and aired, during which time she sat, with bandaged eyes, averted from light, and even this she was able to bear only from fifteen to twenty minutes, on account of the pronounced photophobia. The nights were sleepless; towards morning she fell into a slumber disturbed by dreams. Above-mentioned characteristic dryness and brittleness of the hair, together with its falling out and abbreviation (in consequence of its breaking off), were very pronounced in her case. Total loss of appetite; face of pale, gray color. The child was naturally stunted in its corporeal as well as mental development.

I could not think of making a careful examination of her eyes, but as far as I could ascertain there seemed to be no vascular injections. Neither were the lids swelled then, nor appreciably so at any time before. I find no other symptoms mentioned.

On March 30th I prescribed *Sulphur* 30th; on April 24th *Apis* 30th; on May 1st *Apis* 3d. Up to May 5th there was general as

well as local amelioration. Then sensitiveness to light increased. On May 9th gave *Belladonna* 30th; on May 19th *Ignatia* 30th without result. On May 24th I saw patient again. I found intense sensitiveness to light with lacrymation, iridescent manifestations, at times vertigo, an attack of chills in the afternoon at 4 o'clock, followed by heat and thirst, urging to urinate; many dreams; I prescribed *Thuja* 30th, two globules to be taken in water at once. On June 1st report: Vertigo increased, the other conditions unchanged, "but no worse." *Placebo*.

June 13th. Photophobia greatly lessened, eyes begin to secrete matter. On June 14th I saw patient again, and was now able to observe that it was a case of chronic keratitis.

Both corneas were equally opaque, sight so much impaired that she could barely tell day from night. General condition decidedly improved, sleep and appetite return, etc.

July 2d. Swelling and redness of the eyelids; great lassitude; attack of colic; voiding of lumbrici. The nose, which had heretofore a mucous secretion, is dry. This condition obtained for several days. Then amelioration set in, all inflammatory conditions grew less, accompanied by profuse mucous secretions from the nose. Such disturbances set in, from that time, about every three weeks, without my being able to relieve them by palliative remedies (*Thuja* was not repeated).

Once in a while I had a chance to see and examine the child and to note that the whole parenchyma of the cornea was intensely opaque, and that the above-mentioned intercurrent disturbances had a most peculiar critical significance. For following each one of these processes, which lasted from three to four days, and during which the secretion of matter was very profuse, the opacity of the cornea, as was evident subjectively and objectively, steadily diminished.

After the lapse of six or seven months the cure was completed and not a trace of the deep-seated eye trouble could be discovered.

CASE 2. On April 23d, a girl, æt. 9, was brought to me. Her mother stated that she had been vaccinated when two years old. Since then she had never been in good health, while previous to it "she had never being ailing for an hour."

Vaccination was followed immediately by a pock-like eruption over the whole body, to this succeeded intermittent fever. The most prominent manifestations are at present a high-grade physical disturbance, she is cross, dissatisfied and peevish, sleep is interrupted by bad and anxious dreams, after the sleep she is ex-

hausted, ill-humored, frequent deep-sighing respiration, watery otorrhœa suppurating; slow growth of hair, the ends are split; distended abdomen, small brownish spots on the cornea, photophobia, swollen upper lip, especially since the seventh year. In the parenchyma of the upper lip there is a nodule of the size of a pea, which swells on catching cold. Insect bites, such as from flies, occasion extensive inflammation of the skin. On the arms there are numerous white, shining scars, caused by fly-bites, as the mother avers. They have precisely the appearance of vaccination scars. Prescribed *Thuja* 30th, two globules in water, to be taken in the evening.

May 31st. On the second day after taking the medicine patient had frequent pains in the chest and abdomen, had to keep her bed; this was followed by gradual amelioration. The brownish spots* on the cornea became white, photophobia ceased, also the sighing respiration almost altogether. *Placebo*.

June 25th. Since about two weeks transient ailments. Sometimes violent pains in the whole head, with dejection and peevishness; somnolence in the morning, sleeps until 10 or 11 o'clock. Wandering pains in chest, back, abdomen, etc. The lips have a peculiar wilted appearance, etc. *Placebo*.

July 16th. Feels still fatigued in the morning. The circumscribed swelling of the upper lip has disappeared. The latter swells only on approaching rain or high winds.

August 13th. The spots on the arms have lost their dazzling whiteness; they more nearly approach in tint the surrounding skin; mind quite cheerful; all functions normal. Influence of atmosphere still noticeable in swelling of upper lip, when taking cold, lymphatic glands will swell; has transient eruptions on the skin (we beg to point out that she suffered with such before having been vaccinated).

Abdomen is now normal in size, soft, etc., the residual symptoms are evidently of a psoric character and without the sphere of *Thuja*.

*Brownish spots on several parts of the body, especially on the back of the hand, are frequent symptoms in a *Thuja* patient. In one case the larger part of the lower arm was of a brown color. Other parts of the body partook of this peculiarity in a less degree. This, as well as the general condition, led me to diagnose it as a case of Addison's disease. That man was cured by one dose of *Thuja* 200, after about six or seven months. The peculiar color of the skin persisted much longer. In this case the peculiar color of the face may have had the same significance.

Amelioration in the first four to six weeks, followed by apparent aggravation, is, it would seem, the normal, or at least a very frequent, development of the, as a rule, favorable ending of such cases, in exhibiting the higher potencies and in *one dose*. Whoever cannot wait in such cases will arrive at success probably much later, and more probably not at all.

It is, forsooth, self-apparent that the temporarily aroused reaction of the organism cannot take place without an attending feeling of sickness in the individual.

CASE 3. Child, æt. 3, always healthy before being vaccinated, was ailing incessantly after it. She is troubled with sleeplessness, peevishness, stubbornness, urging to urinate, losing her hair. The mother unhesitatingly charged vaccination with the sickness. By degrees the little one ceased to walk, and finally was unable to sit upright. If upright her head sinks forward on her knees. Examination of the spine revealed atrophy of the long muscles of the back. A single dose of *Thuja* 30th sufficed to cure the little patient in a comparatively short time.

CASE 4. On February 26 I was consulted by hotelier P. on account of asthma, which, patient alleged, had confined him to bed for over a year. It is to be regretted that I had to select my remedies on written reports. Patient, æt. 47, writes that he was a well man previous to joining the army; he had only been afflicted several times with scabies, which recurred from time to time without his having been subject to renewed contamination. He was vaccinated while in the army, and had been ailing ever since. In the last three years he was continually under treatment for liver complaint.

The asthmatic attacks occur chiefly at night (2-4 a night). These are sometimes accompanied by rattling of mucus, and sometimes there is a whistling respiration, there were also attacks of cough with intense redness of the face. His household noted an excessive irritability, and when roused to anger it took him a long while to simmer down again, quite contrary to his former habit. Sleep insufficient, if patient fails to drop off at his usual time he will restlessly toss about. The smallest quantity of food gives discomfort, great flatulence, shifting pains in all joints. Stitches in the hypochonders changing from side to side. Every attack is followed by copious, fatty perspiration, cadaverous countenance, aggravation every second night; urine is voided sparingly, with slow evacuation towards the end of the attack; drawing in the lower extremities ("the

sickness settles in the legs"); these are intensely red, like a boiled lobster's; persistent constipation, no evacuation without a purgative. I prescribed without success *Lachesis*, *Phosph.*, *Sulph.*, *Arsen.* On July 5 I gave one dose of *Thuja* 300 (*Jenichen*).

August 23 decided amelioration, more abundant urinary secretion, sleeps better, the redness of the lower extremities has abated, stool still sluggish. *Placebo*. In September patient was able to leave the house. In October a slight attack of asthma at night. In December, after feeling bad for several days, had a profuse diarrhœa, which carried off large masses of mucus. In May following he experienced, at short intervals, several severe attacks of fever, with inextinguishable thirst, nausea, and a harrassing cough. This was followed by lasting good health.* In this case also palliative remedies given during paroxysms, such as *Arsen.* 3d, *Ipecac* 3, were entirely useless.

CASE 5. A young man, æt. 24, claims to have been healthy up to the time he was drafted into the army. Two years ago he was revaccinated. Since last summer has been losing his dry, brittle hair, complains of headache, vertigo and poor rest at night. Has difficulty to get to sleep and restlessly tosses about. Weakness in the lower extremities, constant thirst, with pains in the epigastrium.

June 20th received *Thuja* 30th. On July 5th sleeps better, pain in epigastrium is less; thirst has decreased, intolerable itching of the scalp. Received four powders *Sach. lac.*, of which he took one every fifth night, by which time recovery was so well established that he discontinued treatment.

CASE 6. On June 20th I was called to a girl, æt. 6 or 7. She had been revaccinated five or six weeks before, and since then there had been a continuous breaking out of isolated pustules, resembling vaccine pustules. General condition not seriously impaired. A striking condition was paleness, increasing from day to day, a general anæmia of all mucous membranes, and lack of capacity for persistent bodily exertions. It was a case of rapidly developing chlorosis. One dose of *Thuja* stopped the development of the pustules, normal color returned to her face, her strength returned, so that after July 14th I ceased my visits.

CASE 7. On December 23d, a boy, æt. 4, was brought to me

*Apparent relapses or aggravations are a usual occurrence in cases where we are justified to expect a recovery to follow the exhibition of a single dose of high potency if its selection was based on sure indications.

who had been vaccinated in his second year, and had been ailing ever since. During all that time he had been under treatment; the first year there had been an uninterrupted formation of pustules, alternating with small ulcers, but only on the old vaccination scars. Finally this process came to an end without ameliorating the general condition. *Casus præsens*: urging to stool and urine (simultaneously); the voiding of the same occasions violent pains, he therefore retains the excrements with great exertion. Stool is white in color, urine appears to be normal, there is oxyuris vermicularis, pale face, and bad humor. I gave one dose of *Thuja* 30. On the following day urine and stool had ceased to be troublesome, and the trouble did not return during my attendance, which lasted till January 12th. All functions were regulated within that time. I frequently had an opportunity to see him subsequently, and was struck every time by the marvelous change in his whole condition. For a verity he could hardly be recognized after two weeks.

CASE 8. Girl, æt. 3 years, had been ailing ever since she was vaccinated, at end of her first year. Was never sick before. Was troubled during the whole time with conjunctivitis, with exacerbations, from time to time. On February 26th I was called on account of a dry cough, having nocturnal exacerbation, which speedily yielded to *Arsenicum* 30th. On March 5th I was consulted for her eye troubles. I gave *Apis* 30, which caused immediate relief. On March 16th the cough had again become quite harrassing, gave *Drosera* 30, then *Arsenicum*, *Phosph.*, *Can.*, *Tartar emet.*, with more or less transient success. The symptoms were such, however, that I could not bring myself to prescribe *Thuja*, although the anamnesis pointed to vaccination as the probable origin of the troubles. The child grew steadily worse, the cough, now closely resembling whooping cough, lessened, debility increased, and finally a symptom supervened which prompted me to give a dose of *Thuja* on April 29th; this symptom was the much diminished secretion of urine, which gradually ceased (no albumin). This remedy quickly wrought a change. By May 2d sleep, as well as the mental condition, had improved, urine was more copious; the eyes became, and remained, normal to date (September), and the spoiled child, a veritable little tyrant, was in the best of spirits. In August a catarrhal cough, accompanied by a terribly itching urticaria, yielded to a dose of *Calcarea* 200 within five or six days.

CASE 9. On March 6th I was consulted by Mr. K. on account

of his two children, æt. one and two, afflicted with whooping cough. The cough made its appearance immediately after vaccination. The older of the two had remarkable asthmatic troubles early in the catarrhal stage of the affection. Examination of the chest revealed no anomalies. The sleep of this child was restless; it tossed about and moaned. The dry, barking cough was aggravated before midnight. Sitting up markedly lessens the intensity of the paroxysms. In the mornings the eyes were agglutinated. *Pulsatilla* for a while alleviated the whole condition, just as *Ipecac* did with the younger child. Then the whole manifestation changed. Other remedies were administered, with transient success, such as *Kali carb.*, *Cina*, *Bell.*, *Sepia*, *Dulcam*, *Cuprum*, *Hepar s. c.*, the last remedy was given because the cough in the smaller child was becoming croupous. After several weeks of comparatively free intervals the old complaint was re-established. On October 5th finally I gave each child one dose of *Thuja*, and from that time convalescence set in that made rapid progress. The cough ceased and has not returned. Several practitioners advise, if in acute cases, the apparently indicated remedy seems not to have the desired effect, or only a transitory effect, to give a constitutional remedy in between, such as *Sulphur* or *Thuja*. That constitutional infection may prevent the proper development of remedial action seems to be proved by these last two cases.

CASE 10. Child, æt. $1\frac{1}{2}$, was vaccinated in the sixth month. Since then has an eruption resembling urticaria on hand and feet, and, lastly, also on the thorax. In addition to these there appeared here and there isolated nodules, of the size of a pea, which protruded somewhat over the skin. There was restlessness at night, violent itching, frequent urination, atrophica and hollow eyes. Had cough for some time, especially during the day. Loss of appetite. On July 20th prescribed *Thuja* 200 (Lehrm).

August 12th. Decided amelioration of the general condition and of the external appearance. At night still very restless, evidently from general itching; the exanthem not materially changed, appetite very good, urinary secretion normal. From time to time fresh nodules appear, but these, contrary to the first attack, rapidly disappear. During the last night sleep was tranquil.

September 9th. The exanthem has disappeared; there is copious diarrhœa of greenish, undigested fœces. No more nodules.

September 26th. Small pustules appear, isolated from time to time, but disappear again rapidly.

October 21st. Patient is in good condition; no eruptions or nodules of any kind.

November 18th. Gave one dose of *Sulphur* 200 for nocturnal itching; the urticaria has vanished. Is in perfect health since then.

CASE 11. Chr. G. was revaccinated two years ago while in military service; has not been well since then. Although formerly of robust health complains of headache, vertigo, poor sleep, difficulty of falling asleep, constant tossing during the night, dryness and falling out of the hair, constant thirst, pain in the epigastrium, etc. On June 20th gave one dose of *Thuja* 30. On July 5th condition decidedly improved, sleep normal, thirst lessened violent itching of the scalp, in the beginning of August dismissed cured.

CASE 12. Child, æt. 15 months. Was vaccinated three months ago. Since then there has been constant swelling of cervical glands, pytiriasis capitis, and for past three weeks conjunctivitis; sleep much disturbed. Prescribed *Calcar. carb.* 200. August 12th, no change. For about a week past there appear on neck and face vaccine pustules, which dry up after a few days. Gave one dose of *Thuja* 30. Since then there has been a steadily progressing amelioration resulting in a perfect cure in a few weeks.

CASE 13. Child, æt. 2, vaccinated one year ago. Was able to walk at that time "without support." Since then has developed paresis and atrophy of the right lower extremities, accompanied by a striking coldness of the same. Complains at times of pains in the back and in the abdomen; face pale. Prescribed one dose of *Thuja* 30 on July 30th.

August 26th. Report "no change." *Sacch. lach.*

October 8th. The afflicted extremities commence to get warmer; attempts to use them. Report of October 28th and November 18th state that amelioration progresses slowly but steadily. From then on reports cease. However there is hardly a doubt of ultimate cure, as in view of the futility of previous long continued treatment I surely would have again been consulted.

CASE 14. Child, æt. 2½, vaccinated when one year old, been sick about a year. Was first consulted on July 30th. Patient has been troubled with attacks of oppressed breathing, with whistling respiration, lasting about two hours, commencing dur-

ing the day or night. Restless sleep; at times persistent constipation; has peculiar, dark colored excoriations on the nates; dryness of the hair, which is difficult to comb and agglutinates; the hair is blonde, thin as flax and has a greenish shimmer. One dose of *Thuja* 30 occasioned great restlessness for four or five nights, which was followed by steady amelioration and final cure.

CASE 15. Shoemaker G., æt. 50, a drinker, called on me on January 26th in the evening. To my impatient query why he had not called during office hours, which were known to him, he protested that he could not possibly have stood it till morning. He then explained that twelve weeks ago he had been re-vaccinated, and had not had a quiet night since. In his desperation he sought refuge with the bottle, and he often drank a whole bottle full of rum in vain endeavor to force sleep. At times is ravenously hungry, hunger such as he never experienced before vaccination. After eating he felt overloaded. Claims never to have had gonorrhœa. I gave one dose of *Thuja* 30, and directed him to call again in a week. He came next day to report having slept well all night. From time to time he called with the uniform report that he felt well and could eat and drink as usual.

June 6th he called again with the old complaint. He stated that four weeks ago he had drunk to excess, and since then felt bad, his sleeplessness had settled on him again, he lost all appetite and was afflicted with copious sweats night and day. *There appeared also a painless, not copious, discharge from the urethra.* There was trembling of the limbs, visions, holds conversations at night with visionary persons, there is great restlessness and apprehensiveness, cannot stay in bed at night, has to walk the floor, urinates sparingly, frequent excretions. Gave *Thuja* 200. He reported next day that soon after taking the medicine he became quiet, he could lie still, when just as he dropped asleep a stroke of lightning lit up the room frightening him, otherwise he surely would have gone to sleep. Next night he slept tranquilly. He stayed well until October, but there is no telling what complications may follow (for this attack savored undoubtedly of alcoholism).

CASE 16. Child, æt. 3 years, had formerly been treated by me successfully with *Bell.* for convulsions. On May 14th I was called, and learned as follows: The child had been successfully vaccinated several weeks since, and then sickened. Sleep disquiet,

is ill-tempered, out of sorts, cries all day. Unusually rapid growth of hair, but hair is not dry; since vaccination frequent urination. Child had commenced to speak before vaccination, but ceased entirely after that. "She has lost her senses," the mother remarked sorrowfully, and this was corroborated by her whole expression. Every attempt to fix her attention was in vain. She paid no attention to anything, her eyes stared vacantly, at times there was copious salivation; in short, she was the picture of idiocy; while before vaccination she was a bright child. Prescribed *Thuja* 30th, three globules in a small cup of water, a sip to be given morning and evening, so as to empty the cup in three days. On May 17th amelioration was already perceptible, the child is quieter. On May 19th the child is in good humor, scarcely cries any more, voiding of urine occurs less frequently, and in larger quantities; sleeps well all night. On June 22d I saw patient again, still getting better, she received me cheerfully, eyes are full of expression, plays all day long, "comprehends everything," and attempts to speak. July 1st, still improving, is able to speak several words. On October 23d I saw her for the last time, all functions are long since normal, the total impression is that of a healthy child.

CASE 17. On July 23d I was consulted about a six-year-old girl. She was said to have had (she was not present) convulsions from the tenth week of her life. The first attack occurred while the vaccine-pustules were fully developed. The six other children in the family are all healthy. Her mother maintained that her understanding must be deranged, as she seemed to be incapable of forming speech; she would only repeat single words which were spoken to her. Sometimes she would say some words of the meaning of which she was evidently ignorant. I prescribed a single dose of *Thuja* 200, to be taken at once. On September 20th I saw the patient myself, she was a perfect picture of an idiot, which renders further description superfluous. Two weeks after taking the remedy she had a horrible attack of coryza (under other circumstances this would have been a promising sign), the convulsions ceased for three weeks, then she had an attack. I need hardly add that this case was past the stage of curableness.

I saw a case, three years ago, of quite similar ætiology (instead of convulsions patient had a terrible restlessness, disturbing the night's rest of the family.) Here also the sickness commenced with the vaccination. Parents' other children were healthy.

CASE 18. Child, æt. 4, had in addition to the above-mentioned general conditions following vaccination a sort of *ulcus elevatus* under the tongue. It was round, of lardaceous bottom, and about one inch in diameter. The rim extended but slightly above the *ulcus*. A close examination of the former disclosed that it consisted of a number of pointed *condylomata* arranged like shingles, above each other, each one of which could be isolated with the point of the sound. All sorts of remedies had been used already, even at last "syphilitic cure," but all to no purpose. One dose of *Thuja* 30 was sufficient to bring about an improvement in the general condition and cause the *ulcus* to disappear. And all this within a few weeks.

To case fifteen I desire to give a continuation. On November 5th that reprobate G. came to me again; he stated that he had been on a protracted spree again, and that for the past three days his old condition had returned; sleeplessness, visions, seeing diverse animals and men at night. Great fearfulness, is startled by the least noise; urine is secreted sparingly, is often excreted in drops; lameness of the lower extremities, can scarcely walk, the knees give way; tearing pain in the head, now here then there, loathing of food.

I gave him *Thuja* 300 (made by myself from the 200th) The result was as before, on the following night good sleep. The day after taking the medicine he had burning in the old vaccination scars as if a "hellish fire were there."

CASE 19. On June 20th I was consulted by J. G. Thirty-three weeks ago he had been revaccinated, at Strassburg, on joining the army. On the fourth day after he took sick. At first there were violent pains in the back of the neck, "as if in the muscles," preventing moving of the head. Next morning there was total lameness of the right arm. From that time on patient was always sick. He noted specially that at first he voided inordinate quantities of urine, while later that secretion was surprisingly sparing. *Status præsens*: presented a highly developed atrophy of the right arm. All the means employed at the hospital, which included a seven weeks' course of electricity, were of no avail. His general condition was seriously disturbed, but his sleep is extraordinarily heavy, can hardly be awakened, feels used up on awaking in the morning, and his defecations "are terribly hard." Blood follows the stool, which never occurred before, urine sparing; especially striking is the atrophy of the *adduct. pollicis*. Flexion of the first and second finger

is impossible. I gave him one dose of *Thuja* 30. On July 18th I saw patient again. Stool is normal and is no longer followed by blood, urine more copious, sleep still heavy and unrefreshing. *Placebo.*

November 7th. General condition very good, sleep altogether normal, feels well after it, hand feels stronger, first and second finger can now be flexed, although they are still without energy; warmth returns, the shoulder is more rounded and gains in circumference. On December 28th I saw patient for the last time. He had caught cold a week before, when at once the deep heavy sleep came back, a few days after that symptom passed away. The arm has its normal warmth, he is steadily gaining in strength. The functions of the biceps are, however, not re-established, he cannot as yet flex the lower arm, but there seems to take place a slight contraction.

Would not a higher potency of *Thuja* have been preferable and have acted quicker? At best, however, a slow recovery could only be expected.

With this I close the series of cases cured by *Thuja*, which indubitably were occasioned by vaccination. I will follow these with a series of other cases, the ætiology of which remained obscure.—*From International Hom. Presse, Vol. 11, p. 241.*

BOOK NOTICES.

Therapeutics of Cholera. (*Cholera Asiatica*). By P. C. Majumdar, M. D. 102 pages. 16mo. Cloth, 50 cents net; by mail, 54 cents. Philadelphia: Boericke & Tafel. 1893.

Dr. Majumdar is a native of India, the home of cholera, a graduate of a regular medical college, and a Homœopathist in practice. He has had fourteen years' experience in his profession in India, and a very large part of it consisted of cholera cases, the disease being practically never absent from that country. Dr. Majumdar was a delegate to the recent World's Homœopathic Congress, held at Chicago, in connection with the Columbian Exposition, and his remarks on cholera received close attention and excited, it is said, much favorable comment. If cholera becomes epidemic in this country, Dr. Majumdar's book will be eagerly sought for.

Modern Household Medicine. A guide to the mode of recognition and rational treatment of diseases and emergencies incidental to daily life. By Charles Robert Fleury, M. D. Third edition. Revised and enlarged. 712 pages. London. 1893. E. Gould & Son.

One of our old and favorite "domestics" that has been brought up to date by its author. It is very complete in all its parts. Dr. Fleury believes in appreciable doses for household practice, as he often prescribes such remedies as *Drosera*, *Hyoscyamus*, *Ipecac* and *Pulsatilla*, in the mother tincture and remedies like *Merc. Cor.* and *Arsenicum* in the 3x. The book is well printed on fine paper.

THE PROPOSED REPRINT OF HAHNEMANN'S CHRONIC DISEASES.

There are some books that publishers can take hold of with almost a certainty that they will prove successful, though even some of these supposed assured successes turn out to be failures, resulting in a more or less heavy loss for the firm that put the money into the book. But there are other works that no one is justified in bringing out without first ascertaining whether they are wanted or not. Such a book is Hahnemann's "Chronic Diseases," to which the publishers solicit subscriptions. The cost of retranslating this work and printing it in a first-class style, on a fine quality of paper, with half morocco binding, when completed will be very heavy, too heavy to be risked without first ascertaining whether the book is wanted by the Homœopathic medical profession. The publishers are not asking for subscriptions sufficient to assure them a profit before beginning the work, but a *sufficient number to guarantee them against heavy loss.*

For the benefit of those who do not know the nature of the "Chronic Diseases" it may be stated here that one part, the first, about one-fifth of the book, is devoted to the theory which is virtually a continuation of the *Organon*, and the remainder to Hahnemann's provings of the forty-seven great anti-psoric remedies.

The new edition will be issued in one volume, of a size to correspond with the English edition of the "Materia Medica Pura." It will make about 1,300 pages. *Will be a new translation throughout.* Will be printed in first-class style, bound in half-morocco and delivered to subscribers, postpaid, for \$8.00.

Anyone in favor of this new edition can materially aid in the good work by voting in its favor, which is done by sending your subscriptions to the publishers, Boericke & Tafel, 1011 Arch street, Philadelphia, Pa.

Homœopathic Recorder.

PUBLISHED MONTHLY BY

BOERICKE & TAFEL,

1011 Arch Street,

Philadelphia, Pa.

SUBSCRIPTION, \$1.00 PER ANNUM.

Address communications, books for review, etc., for the Editor, to E. P. Anshutz P. O. Box 921, Philadelphia, Pa.

DISREPUTABLE MEDICAL JOURNALISM.

We regret being compelled to notice the *Homœopathic News* again, and hope that this is the last time it will be necessary. The scoring that peculiar publication received a few months ago from the Homœopathic journals ought to have convinced it that honesty is the best policy, but apparently has not. For years it stole a large part of the articles it printed from other journals, never giving credit, palming off the fruit of other men's labor as its own. Next it went a step further and inserted into the stolen papers advertisements and puffs of some of the numerous patent and proprietary medicine interests with which it is surrounded. Thus: a physician writing of a certain remedy that he had prepared himself would be made to appear as a contributor to the *News*, and portions of his paper altered so as to make him seem to prescribe a proprietary remedy, or the product of some "pharmacy company" in which the *News* seems to be interested. It was this disreputable trick of altering papers to make physicians prescribe remedies to suit the *News'* interests that, more than anything else, brought down on it the most scathing condemnation from all quarters.

Shortly after the appearance of the third edition of Drs. Boericke & Dewey's "Twelve Tissue Remedies" the *News* published a clumsily disparaging "review" of it, and at the same time hinted of another book shortly to be published on the subject of the tissue remedies that would be "a better one."

The author of this book presumably is a Dr. Geo. W. Carey, a professor in a "biochemic medical college" out in Washington. The first edition of "his" book contained 243 pages, copied verbatim from Drs. Boericke & Dewey's well-known work—even the

few typographical errors were reproduced; and the remainder of this book was chiefly made up of extracts from various medical journals and daily newspapers. Outside of the few pages of introductory matter—and wonderful stuff it is—careful search fails to reveal any traces of original matter furnished by the “author” and professor in the “biochemic college.” Whether or not the owners of the *News* were the real publishers of this pirated edition we do not know, but at any rate they attack Dr. Dewey’s letter, exposing the steal, which was published in the May RECORDER, in a manner that seems to indicate that they were. As a rule when a literary theft is discovered the perpetrator is glad to keep silent on the matter. But the publisher of the *News* takes another view of the proceeding, and blackguards the author whose work was stolen. The fact that the Carey book was nothing more than a pirated reprint of the work of which Dr. Dewey is one of the authors is carefully suppressed by the *News*, and the remarkable person who runs that journal even pretends that he does not know who Dr. Dewey is (even though he copied extensively from the *California Homœopath*, of which Dewey was editor, without crediting, of course). Here is a specimen of the *News*’ style: “If this Dewey is a horse doctor he is a disgrace to his profession; and whatever he may be, from a horse doctor down, he is in just the right place in his present capacity.” The tail of the sentence quoted is obscure, as a good many things are about the *News*.

It is profitable for this coterie to pilfer Dewey’s work, but why write of him in this hoodlum style? One would think that this was getting about as low down as it is possible for the *News* to go, but there is one little depth further yet. It maligned the third edition of the book of which its friends or partners had pirated the first edition, calls one of its authors a “horse doctor” and a “disgrace to his profession,” and then in the succeeding issue (August number, p. 373) copied extensively from the very book, and passes the matter off on its readers as original! This is but one specimen of many.

In the July number of the *News* the RECORDER is mentioned in fish-wife language. Yet we find an article stolen from it by the *News* in that very number—no credit, of course; on another page is another paper stolen from another journal, and *altered* to fit—no credit given. How many more of the papers of this number were stolen we do not know.

Passing on now to the August number of the *News*, we find a

mutilated letter from Mrs. Walker, of Dundee, Scotland, accusing Drs. Boericke & Dewey of stealing from her book, and thereat the *News* remarks: "Really these fellows are worse than we thought them, for we must now add hypocrisy to their other sins." Of this charge, Dr. Dewey writes us:

"Mrs. Walker, it will be remembered by a few, published a work on Biochemistry some years ago, which she claimed was an authorized translation from Schüssler, but which we showed in the publication of a letter from Schüssler was a false claim. The only extract that we remember making from Mrs. Walker's book was 'headache from taking thick, sour milk,' an extract left out in subsequent editions, for Schüssler himself informed us that it was of no value, and one in reference to diabetes, which took the same course, and for these we gave Mrs. Walker 'the famed follower of Schüssler,' due credit.—*All other data appearing in her work can be found in Schüssler's various editions.*"

Also, in a subsequent letter on this subject, Dr. Dewey writes:

"Apropos of Dr. Walker's edition of 'Schüssler' I find in a letter of Dr. Schüssler to Dr. Wm. Boericke the following:

"'In regard to the translation by Mrs. Walker, I must say that edition contains additions, ridiculous indications and erroneous explanations to which I cannot agree.'

"Also, 'No English editions of my work have been published with my sanction or directly by me.'"

In conclusion we may remark that it is not pleasant to dwell on such topics, but it has to be done occasionally in the interests of decent journalism. As the matter appearing in medical journals is not copyrighted, the only protection the writers, editors and publishers have from robbery is the honor that rules among gentlemen. Very few violate this unwritten code, but, as we have shown, there are some who do, and it is well that they should be known.

As to the matter of copyright on the Boericke & Dewey book, and the pirated Carey edition of the same, we have no doubt but that the publishers will take steps to effectually prevent a repetition of this offence.

If the *Homœopathic News* will cease appropriating the literary property of others, drop its quack medicines, cease trying to float mixed prescriptions as "Homœopathic," and adopt a more decent style generally, it will be more worthy of its name.

ABOUT 300 pages of Dr. Wood's *System of Gynæcology* have

been printed, the remainder of the work will be pushed through as rapidly as possible. The pressmen are making a fine job of their part of the publication, and necessarily take more time than though less attention were devoted to this feature. *The Clinique*, in its review of Dr. McMichael's *Compendium of Materia Medica, Therapeutics and Repertory of the Digestive System*, recently published, says:

"This is one of the triumphs of the bookmakers' art, and Boericke & Tafel never placed their imprint upon a finer volume. It is indeed an *édition de luxe*, and the book lover, as he slowly turns the heavy polished leaves, cannot help but let his fingers linger upon them with an almost caressing touch. We note with pleasure that an improvement in the quality of medical books has been taking place in many directions, and it is sincerely to be hoped that this will continue, for there is no reason why a medical library should not be as attractive as any other."

The publishers are trying to put Wood's book on the same high level of mechanical excellence occupied by McMichael's. The author's name is a sufficient guarantee for the excellence of the text-matter, and it is a safe prediction that this book, when completed, will at once take its position in the van, and maintain it for many years to come.

The Doctor is slighting no part of his subject, and his work will be complete in all its parts.

THE Galvano-Faradic Manufacturing Company, 300 Fourth avenue, New York city, sent a change for their advertisement in the RECORDER for July. The change in the wording was properly made, but unfortunately the old cut was retained. This has now been remedied, and we call attention to their advertisement in this number of the RECORDER of the Gœlet Faradic Battery. This battery possesses many advantages, especially for gynæcologists, and should be examined by all who are in search of an electric battery.

DR. BRADFORD has earned the gratitude of the Homœopathic profession by the masterly manner in which he has marshalled the scattered data in his "Life of Hahnemann," now running in the RECORDER. When completed it will be published in book form.

"MANY are the references made to the Sainted Dunham. He did not slap us on the shoulder and call us by our family name; in fact he had joined the innumerable caravan before we issued from our medical short clothes. But we love him just as dearly as if we had been hail-fellow well met with him. His books were among the first put into our hands, and we read them. We wish earnestly that these many artificers in 'Homœopathic' mathematics, *Anglice* repertories, would carefully study his 'Symptoms, Their Study, or How to Take the Case;' also 'The Anamnesis.' There are other of his essays equally eloquent of the Homœopathic totality of symptoms, but these two will go far toward clearing the way for a Homœopathic prescription."—*Kraft*.

"I WAS rather 'sat upon' by Dr. Hayward at the Annual Congress at Southport last year for speaking favorably of Dr. I. D. Johnson's 'Therapeutic Key,' but my remarks were greeted with applause, which shows that these little handbooks are valued by the busy practitioners, and have their place, but not to the neglect of the 'Allen's Cyclopædia,' or the 'Cyclopædia of Drug Pathogenesis' on our book shelves. Here let me state that the new edition of the tireless Dr. T. F. Allen, of 'Bœnninghausen's Pocketbook' is bringing that useful and accurate work once again to the forefront. It is even more useful to the painstaking physician than Johnson's book, because it presupposes, and in fact necessitates, a fair previous acquaintance with the proved medicines."—*J. Murray Moore, M. D., of Liverpool, England, in Medical Century*.

"TAKE any one of our well-known medicinal plants (at its best), tincture it with alcohol of proper strength, then taste and smell the finished product, and by these tests you at once recognize the drug, in a large percentage of cases. Now take this same tincture, evaporate the alcohol, and the resultant extract in many cases is very unstable, it needs the preservative properties of the alcohol—often there is neither smell nor taste to recall the drug."—*Dr. John Fearn, in Cal. Med. Jour.*

The moral of this is, and a very good one it is, that the Homœopathic *fresh-plant* tinctures are the ones to use.

PERSONAL AND IMPERSONAL.

Dr. W. A. Dewey, one of the authors of *The Twelve Tissue Remedies*, has removed from San Francisco, to 170 W. 54th st., New York. Messrs. Boericke & Tafel will soon publish a new work by Dr. Dewey, *The Essentials of Homœopathic Materia Medica*, that will doubtless prove very popular.

Dr. T. Haughton has removed from Biloxi, Miss., to Baton Rouge, La.

The latest is "scientific discoveries have proven and demonstrated that all diseases are caused by a partial or complete dislocation of bone or bones," etc. O, science!

"The New Way," a new "orificial" journal proposes to cure crime by orificial surgery. On with the dance!

The *Toledo Medical Compend.* (regular), says that he who regularly reads "our advertising pages keeps himself posted as to the latest and best remedies." One of these is "U. D. M., endorsed by eminent physicians," etc.

FOR SALE.—A good paying practice, (\$3,500 to \$5,000) in a thriving city of 25,000. Cheap for cash. Poor health the reason for selling. Address A. Z., care HOMŒOPATHIC RECORDER, P. O. Box 921, Philadelphia, Pa.

Dr. L. W. Byerly (Hahnemann, Phila., '93) has located at Laurel, Md.

You can get the best quality of vaccine points, *fresh*, from Boericke & Tafel's pharmacies, ten ivory points, \$1.00; by mail, postpaid.

NOTICE.—An advertisement of about this size will cost you \$3.00 for one insertion in this place, and will give you more publicity than the same amount invested in any other way. Remit money with advertisement, and address Boericke & Tafel, 1011 Arch St., Philadelphia, Pa.

McMichael's "Compendium" is a decided success with the Homœopathic medical profession. It covers its field—stomach, digestive system, anus, abdomen, etc.—completely. It is to the practitioner what a good map is to the traveler.

"God's great gift, Homœopathy!" "Hahnemann in Chronic Diseases." Have you subscribed for the proposed new edition and translation yet?

"Facts have confirmed its [Homœopathy] excellence; yea, if this may be said of human things, its infallibility."—*Hahnemann in Chronic Diseases*.

If you want something incisive to give a friend give him a copy of "The Grounds of a Homœopath's Faith." Thirty cents.

"As to the color of the face, the red, white and blue, or *Belladonna*, *Camphor* and *Cuprum*."—*Kraft*.

Ten drops of *Avena sativa*, in half an ounce of water, is said to have given a refreshing sleep to a sleepless lady.

Cholera all over Europe in spots, but none in Hamburg. As Garth Wilkinson says (*Epidemic Man*): "When cholera has once burned itself out in a community dirt and germs cannot again rekindle it."

Majumdar's new work on cholera is very neat. Dr. Majumdar is a native of India, the home of cholera. B. & T. publish it.

"Great itching of the toes that had once been frost bitten." Symptom 170 in proving of *Carbo animalis*.—*Hahnemann's Materia Medica Pura*.

The latest discovery is that cholera "is all a matter of nitrites."

The RECORDER respectfully solicit *your* subscription. \$1.00 a year. Published monthly.

The September *Homœopathic Envoy* has an open letter to Dr. Gould, on the \$100.00 prize pamphlet, from a layman residing in the Alleghany mountains, that is pretty good.

THE HOMŒOPATHIC RECORDER.

VOL. VIII. PHILADELPHIA AND LANCASTER, OCT., 1893. No. 10.

(Copyright applied for.)

THE LIFE OF HAHNEMANN.

By Thomas Lindsley Bradford, M. D.

[CONTINUED.]

CHAPTER XVIII.

CURIOUS PREFACE TO THESAURUS MEDICAMINUM—ALKALI
PNEUM—MOLLEN—EILENBURG—MACHERN—
DESSAU—TORGAU.

In the year 1800 Hahnemann translated from the English the "Thesaurus Medicaminum," which was a collection of medical prescriptions.

This translation was published anonymously, the notes by Hahnemann being signed "Y."

He, however, in a spirit of grim satire, wrote an original preface, in which he says: "I have translated the book entitled 'Thesaurus Medicaminum, a New Collection of Medical Prescriptions,' etc. If, as the preface to the original informs me, even in London, medical frankness requires the ægis of anonymousness, in order to escape being chid; I need not say a word as to its expediency for some time past in our own dear fatherland. * * * But how, it will be asked, did the writer of the notes, no friend to compound medicines, come to edit this work? To which I answer, solely for that very reason. I wished to show my countrymen that the very best prescriptions have a hitch somewhere, are unnatural, contradictory and opposed to the object for which they are designed. This is a truth that should be proclaimed from the housetops in our prescription-loving times."

He continues to argue against compound prescriptions and in favor of single remedies; says that two or more substances

mingled do not have the same effect as given singly, and, in fact, condemns the use of the book itself.

In the notes he denounces the body of the work. In one case where five remedies are given in one prescription, he suggests including, also, the entire *Materia Medica*. He ridicules placing drugs antagonistic to each other in the same prescription, and advises a return to the simple methods of Hippocrates.

As he did no more translating at this time, it is very probable that his suggestions did not enhance the sale of the book, and that the bookseller for whom he worked was anything but satisfied with him.

In 1801 he published in *Hufeland's Journal* some observations on "Brown's Elements of Medicine," in which he again pleads against the use of so many drugs in one prescription, and earnestly recommends simpler methods of treatment.

With the exception of "Von Haller's *Materia Medica*," translated in 1806, this was the last of Hahnemann's translations.

A circumstance that happened while Hahnemann lived in Hamburg has been extensively used by his detractors to impeach his honesty. He announced the discovery of a new chemical salt that he called "*Alkali Pneum.*" It was offered for sale, but upon analysis it proved to be *Borax*.

According to the most reliable statements this must have been about the year 1800. Crell published an article about it in that year, and the result of its analysis was given in 1801. When he first discovered it is not known, probably some years earlier, when he was so deeply interested in chemical discovery.

This mistake his enemies have ever since been quoting as a proof that he not only sold secret remedies, but palmed off under a new name a well-known substance. The "*Alkali pneum*" and the *Belladonna* secret have been mentioned in every book that has been written against Hahnemann, and their number is many, in the last hundred years. In fact, it is impossible for the gentlemen who denounce him and his system to find any other circumstance of his long life with which, in the slightest manner, to assail his honesty. The facts of these two cases, to an unbiased person, do not show any swerving from the strict honor by which his entire life was guided and influenced.

Ameke says :* "The chemists of that day were seeking new substances. Prof. Klaproth, one of the first chemists of the day, discovered a new substance, 'diamond spar;' it was a mistake.

* "Ameke's History of Homœopathy," page 288.

Proust discovered '*sal mirabile perlatum*,' a salt of pearl, in the urine; it was supposed to be a combination of *Soda* with a new acid (pearl acid); it was found to be the already known *Phosphate of Soda*.

"Van Ruprecht, a chemist, discovered *Borbonium* in baryta, *Parthenum* in chalk, *Austrum* in magnesia; the sedative salt (*Boracic acid*) was supposed to have been reduced to a metal; on examination these discoveries were found to be iron, probably derived from impure Hessian crucibles.

"*Borax* had long been an object of especial attention to chemists. Prof. Fuchs wrote, in 1784, a monograph on it, with a historical account of the views as to its composition, which, in 1784, were still uncertain and contradictory. He says in the preface: 'We know very little about borax, and are not yet agreed as to its composition, for one says it contains this substance and another that.' Metherie gave the constituents of *Boracic acid* as atmospheric air, inflammable gas, caloric and water.

"In 1800, 'Crell's Annalen' published an article of four pages entitled, 'Pneumlaugensalz, entdeckt von Herrn Dr. Samuel Hahnemann,' in which the latter describes the properties of a new kind of fixed alkali, called '*Alkali pneum*' from its property of swelling out to twenty times its size when heated to redness. This article was copied into other journals.

"Hahnemann had worked zealously as an amateur in the field of chemistry for twenty years, and with the most valuable results for chemistry and for the welfare of mankind. He never obtained any assistance from the State, or any other source, and was not even able to fit up a proper laboratory, such as the apothecaries possessed. Disinterested love of research and of science had made him go to great expense for a laboratory, costly reagents, etc. Thinking he had made a very valuable discovery, he handed over his *Alkali pneum* to an agent in Leipsic, who sold it for a Friedrichsd'or the ounce.

"Professors Klapproth, Karsten and Hermbstadt analyzed the new alkali, and found that it was *Borax*. Instead of communicating their results to Hahnemann, who had given proofs enough that he was striving after the same objects as themselves, and asking him for an explanation, they published their discovery in the *Jenaer Literatur Zeitung*, 1801, and called Hahnemann to account.

"Prof. Trommsdorff, who owned an apothecary shop, hastened

to communicate this incident to a larger public in the *Reichsanzeiger*, the name then borne by the *Allgemeine Anzeiger der Deutschen*, and called Hahnemann's proceeding 'unexampled impudence.' Crell lamented Hahnemann's 'great mistake.'"

Hahnemann at once explained the matter in several journals, among others in Prof. A. N. Scherer's *Journal der Chemie* (1801, p. 665).

He said: "I am incapable of willfully deceiving. I may, like other men, be unintentionally mistaken. I am in the same boat with Klaproth and his '*Diamond spar*,' and with Proust and his '*Pearl salt*.' I had before me some crude (probably Chinese) *Borax*, supplied by J. N. Nahrman, of Hamburg. A solution of *Potash* dropped into a filtered ley of *Borax*, not yet crystallizable, precipitated a large floury saline sediment. As authors assure us that pure *Borax* is rendered uncrystallizable by the addition of *Potash*, is it wonderful that I took the new precipitate for some new substance?"

Hahnemann devoted some space to the explanation of this mistake, and adds that he has refunded all the money he received from the sale of the substance.

Six years later he writes in the *Allg. Anzeiger der Deutsch*: "If I once made an error in chemistry, for to err is human, I was the first to acknowledge it as soon as I was better informed." *

Dr. Rummel, in his oration at the unveiling of Hahnemann's statue at Leipzig, in 1852, mentions this story as follows: "The spirit of calumny raked up an incident that occurred in Hahnemann's past career, and repeatedly threw in his teeth a mistake he had committed long ago, although he had made the most honorable reparation for it. In former times he imagined he had discovered a new substance, namely, the *Alkali pneum.* It was afterwards found that he had made a mistake, and that it was *Borax*. As soon as he became aware of this, he unhesitatingly repaid the money he had received for it."

That Hahnemann maliciously offered the *Borax* for sale is in no manner probable; and yet his action has been called "an imposition upon the public." If he had known that this substance was really not new, would he have dared to so publish the discovery, even had he wished to defraud? There was nothing dishonorable about it, and in the state of chemistry at that time,

* See Ameke, pages 288-92. Also *Brit. Jour. Hom.*, vol. 17, p. 110.

it was only the mistake of one self-taught chemist, when all chemists were also guilty of mistakes.

Hahnemann remained at Hamburg until about the year 1802, when he went to the little town of Mollen, in the Duchy of Lauenburg, fourteen miles from Lubeck. Here the old longing for the fatherland took possession of the wanderer, and he journeyed to Eilenburg, in beloved Saxony. But he was not allowed to remain there; the medical health officer, or physikus, of the place, drove him away, by his persecutions, in a very short time.

From thence he went to Machern, a small village about four leagues from Leipsic. He was very poor during this period of his life.

Dudgeon writes:* "This anecdote, related me by a member of Hahnemann's family, conveys some idea of the poverty they endured. During his residence at Machern, after toiling all day long at his task of translating works for the press, he frequently assisted his brave-hearted wife to wash the family clothes at night, and, as they were unable to purchase soap, they employed raw potatoes for this purpose. The quantity of bread he was enabled to earn by his literary labors for his numerous family was so small that in order to prevent grumbling, he used to weigh out to each an equal proportion. At this period one of his little daughters fell ill, and being unable to eat the portion of daily bread that fell to her share, she carefully put it away in a box, hoarding it up, childlike, till her appetite should return. Her sickness, however, increasing, she felt assured that she should never recover to enjoy her store; so she one day told her favorite little sister that she knew she was going to die—that she should never be able to eat any more, and solemnly made over to her as a gift the accumulated fragments of hard, dried-up bread, from which she had anticipated such a feast had she recovered."

From Machern Hahnemann went to Wittenberg, departing soon after for Dessau. Here he lived for two years. The exact time of his life in the above places is very uncertain. Hartmann, his pupil, frankly confesses that he does not know.

It is probable that Hahnemann left Hamburg the last of 1801 or the beginning of 1802. He could not have remained long in any one place. He was poor and persecuted, driven from town

* "Biography of Hahnemann."

to town. He spent about two years at Dessau, and by the evidence of a letter written to the patient "X," he was settled at Torgau in June, 1805. This letter is dated Torgau, June 21, 1805.*

He gave up practice when he left Hamburg and did not resume it until he reached Torgau. During this time he devoted himself to his researches and writings. He resumed practice at Torgau, and continued it until the end of his life. Hartmann and Rapou mention 1806 as the year of his removal to Torgau, but by this letter it would seem to have been in 1805. He remained at Torgau until 1811, when he went to Leipsic.

As his essays in the medical journals only brought him opposition and obloquy from his confreres, Hahnemann ceased writing for them, and after this published his articles in the *Allgemeine Anzeiger der Deutschen*, a magazine of general literature and science.†

CHAPTER XIX.

ESSAY ON COFFEE—MEDICINE OF EXPERIENCE—DENIAL OF FALSE REPORT ABOUT SCARLATINA—ÆSCULAPIUS IN THE BALANCE.

Hartmann, in his "Life of Hahnemann," published in 1844, says:‡ "Notwithstanding a multiplicity of inquiry and research, it cannot be ascertained how long he resided at Eilenburg, nor is it even known how long he lived at Machern, a village situated four leagues from Leipsic and two from Wurtzen. We know, however, from definite sources that the following works were the products of his mental activity during his sojourn of about two years in Dessau, whither he had gone from Wittenberg, so as to devote more time to the elaboration of the homœopathic method of healing: "Coffee and Its Effects," published by Steinacker, Leipsic, 1803. "Æsculapius in the Balance," Leipsic, 1805. "Medicine of Experience," Wittig, Berlin, 1805 (a highly intellectual treatise appearing as the forerunner of his "Organon," published in 1810). Also, "Fragmenta de viribus medicamentorum, positivis sive an sano corpore humanis observatis," 1805.

**Monthly Hom. Review*, Vol. 31, p. 621.

†"Dudgeon's Biography."

‡*Allg. Hom. Zeit.*, Vol. 26, p. 161. (April 29, 1844.)

“He resided with the Medical Assessor named Hasler, who was at that time the owner of the apothecary shop, and he lived by himself and in his study, laying aside all medical practice, which he resumed when he went to Torgau in 1806, and again reminded the non-medical public of himself through brief articles published in the *Reichs Anzeiger*.

One of these articles is as follows (No. 191, July 21, 1806):

“CENSURE OF AN UNFOUNDED REPORT.”

“Five years ago a malicious report got into circulation among very young German physicians, and it has been revived in many books and at most of the medical schools, that I (Dr. Samuel Hahnemann) have promulgated an alleged means, or remedy, for preventing scarlet fever, and have thereby deceived the public, since experience has proved that *Belladonna* is no preservative against scarlet fever.

“Besides being so revolting to my feelings as such an audacious and, as will be shown, unfounded accusation, must be, because my character has been blameless during the whole of the thirty years of my literary and private life, to say nothing of my being a cosmopolite and benefactor of all mankind, I regret exceedingly that so large a number of my German fellow-citizens should circulate against me a false report, which might readily be considered by their posterity as a slander, coming from me as a citizen. However, I, myself, will call this revolting report only an error, and not a slander, because ignorance is the basis of it; and only an untruth intended to defame, and of the groundlessness of which the promulgator is convinced, can be called a slander.

“But this malicious and widely spread error rests upon what the non-partisan public, in whose estimable presence I have never knowingly asserted an untruth, will conclude from the following true, historical account of the matter.

“At the time that I made known the discovery that scarlet fever can be prevented with certainty by small doses of *Belladonna*, there had broken out (in the year 1800), at a great distance from me in Central Germany, a new epidemic, the malignant purple fever, against which physicians, just as if it were the old and real scarlet fever, did not hesitate to use my remedy, and for the most part with fruitless results. This was perfectly natural, since they used it against an entirely different disease. For the old true scarlet fever, with its bright, smooth, red blotches, has in its actual signs, scarcely a remote resem-

blance to this new disease, which has so mysteriously appeared in the West of Germany."

Hahnemann then continues in this article to explain the epidemic of the real scarlet fever, and to set himself aright regarding his position as to the prophylactic uses of *Belladonna*.

The essay against the use of coffee was written at a time when the Germans considered it a favorite beverage, especially the women, and the very poor people, as is tea with us to-day. It has been published in the "Lesser Writings," and in many medical journals, and translated into several languages.* He says that in order to enjoy a long and healthy life, man requires food and drinks containing nutritious, but not irritating, medicinal parts. He describes medicinal substances, and then says that coffee is a purely medicinal substance. He describes at length its injurious effects, recommends cocoa unspiced, in its place; but commends its medicinal virtues for chronic ailments that bear a great resemblance to its primary action.†

While living at Dessau, he published in the *Reichs Anzeiger* (No. 71, 1803) an essay on a Remedy for Hydrophobia.‡

In 1805 he published an important pamphlet called "Æsculapius in the Balance," in which he reviews his own state of mind after he had become disgusted with the practice of the day. He shows the lack of certainty and progress in the art of medicine, the ignorance of the physician in compounding, the fallacy of trusting to the druggist, who often sends a different prescription from the chemically impossible one ordered by the physician, or substitutes one drug for another; or again sends the erroneous compound as the doctor has written for it. He argues against the laws of the time, forbidding the preparing or dispensing of medicine by the physician. He says that the preparation should not be trusted to the apothecary who is not responsible, unless in rare cases, for the result, but that the physician should understand how, and be compelled, to prepare his own medicines so that he may know exactly what he is giving to his patient, and be certain that there has been no substitution nor mistake in the medicine given.

"I repeat," he says, "from the very nature of the thing, I repeat, the physician should be prohibited, under the severest penalties, from allowing any other person to prepare the medi-

* "Bradford's Bibliography," page 112.

† *Am. Jour. Hom.*, New York, June, 1835. *Hom. Exam.*, August, 1840.

‡ "Lesser Writings, p. 389."

cines required for his patients; he should be required, under the severest penalties, to prepare them himself, so that he may be able to vouch for the result. But that it should be forbidden to the physician to prepare his own instruments for the saving of life—no human being could have fallen on such an idea *a priori*."

It must be remembered that the man who thus argues is not a man ignorant of the art of the apothecary, but one who had but a short time before compiled and edited a very important book, giving in detail the principles and practice of pharmacy. And yet Hahnemann was forbidden to prepare or dispense his own medicines, and was driven from place to place because he attempted to do so. It is to be presumed that he really knew more about the business than most of the members of the Worshipful Company of the Apothecaries, who persecuted him.

He continues in this treatise as follows: "It would have been much more sensible to prohibit authoritatively, Titian, Guido Reni, Michael Angelo, Raphael, Correggio or Mengs from preparing their own instruments (their expressive, beautiful and durable colors), and have ordered them to purchase them in some shop indicated. By the purchased colors not prepared by themselves, their paintings, far from being the inimitable masterpieces they are, would have been ordinary daubs and mere market goods. And even had they all become mere common market goods, the damage would not have been so great as if the life of even the meanest slave (for he too is a man) should be endangered by untrustworthy health instruments (medicines) purchased from and prepared by strangers.*

CHAPTER XX.

FIRST COLLECTION OF PROVINGS—THE LAST TRANSLATION— MEDICINE OF EXPERIENCE—THE ORGANON—ATTACKS UPON ITS TEACHINGS.

In 1805 Hahnemann published a very important book in two parts, written in Latin. It was called "*Fragmenta de viribus Medicamentorum positivis sive an sano corpore humanis observatis.*"

Part I. contains the symptoms arranged carefully. Part II. is the Index, or Repertory. He gives the symptoms produced by

*"Lesser Writings," New York, page 434.

drugs on the healthy, and at the end of each remedy gives the effects recorded by previous observers in cases of poisoning. The remedies given are: *Aconitum napellus*; *Acris tinctura* (Hahnemann's *Causticum*); *Arnica montana*; *Atropa belladonna*; *Laurus camphora*; *Lytta vesicatoria* (*Cantharis*); *Capsicum annuum*; *Chamomilla matricaria*; *Cinchona officinalis et regia*; *Cocculus menispermum*; *Copaifera balsamum*; *Cuprum vitriolatum*, *Digitalis purpurea*; *Drosera rotundifolia*; *Hyoscyamus niger*; *Ignatia amara*; *Ipecacuanha*; *Ledum palustre*; *Helleborus niger*; *Daphne mezereum*; *Strychnos nux vomica l.*; *Papaver somniferum* (*Opium*); *Anemone pratensis* (*Pulsatilla*); *Rheum*; *Datura stramonium*; *Valeriana officinalis*; *Veratrum album*.

It is the first collection ever made of provings of medicines upon the healthy body, and contains the records of the symptoms produced in this manner upon Hahnemann and his fellow provers.

In 1834 Dr. F. F. Quin, of England, edited this book and published it, in one volume, in London.

The next year, 1806, Hahnemann translated the *Materia Medica* of Albert von Haller, from the Latin. This was the last book he translated.

The same year he published at Berlin a pamphlet entitled "The Medicine of Experience." This really was a forerunner of the "Organon." It contains arguments in favor of the new system. He speaks of the helplessness of infant man; of the powers that God has allowed to develop within him; of the great aid of nature in healing; he thinks that certainly a benevolent God must have intended mankind to discover some method of healing the sick that is definitely governed by law. He gives instruction in the proper manner to allow the patient to describe his disease, and propounds certain "Maxims of Experience." There are also instructions regarding the choice and administration of the proper remedy.

He next wrote an article for the *Reichs Anzeiger* on the "Objection to a Substitute for Quinine, and to all Succedanea." He published an article in *Hufeland's Journal* on the same subject.

During the years from 1806 to 1811, the time of his stay in Torgau, he published several articles in the *Reichs Anzeiger*. They may all be found in Dr. Dudgeon's valuable translation of the "Lesser Writings."

In the *Allgemeine Anzeiger* for July 14, 1808, he published his "Letter to a Physician of High Standing on Reform in Medicine." Some parts of this have been quoted elsewhere.

The physician to whom this was addressed was his old and always true friend, Dr. Christian Wilhelm Hufeland. This letter is usually spoken of as the letter to Hufeland. In it he gives his own experience in the practice of medicine, the reasons that led him to cease from practice, his efforts to discover some more certain and reliable method than any known at that time. It is an analysis of his hopes and feelings. He declares that God must have designed that mankind should be blessed with some certain method of healing. This belief can be found in many of Hahnemann's writings; he always gave the praise to God, of whom he always spoke reverently.

It was during his residence at Torgau that Hahnemann gave to the world his great book, "Organon der Rationellen Heilkunde," or "Organon of Rational Healing." It was published in Dresden, by Arnold, in 1810.

In the *Allgemeine Anzeiger* for June 7, 1810, had appeared a resumé of the forthcoming book, which was soon after published.

Hering says of the publication of the "Organon:"* "It required a grateful patient to print the 'Organon;' it was *nine years* before the first edition was sold. It is disgusting to state how it was received; it was, and it remains forever, an inexcusable meanness of the whole profession,"

This is considered the most important of all Hahnemann's books by the members of the Homœopathic profession, as in its pages he has fully explained his law of cure. It has been called the "Bible of Homœopathy." It contains a complete and exhaustive exposition of Hahnemann's discoveries, experiments, and opinions, concerning the healing of the sick.

The title page of the first edition bears the following motto from the poet Gellert:

"The truth we mortals need
Us blest to make and keep,
The All-wise slightly covered o'er,
But did not bury deep."

This motto is changed in the other editions to the words "Aude sapere;" and the title itself becomes: "Organon der Heilkunst."

He says in the preface: "The results of my convictions are set forth in this book. It remains to be seen, whether physicians, who mean to act honestly by their conscience and by their fellow creatures, will continue to stick to the pernicious tissue

*"The Organon," vol. 1, p. 245, Liverpool.

of conjectures and caprice, or can open their eyes to the salutary truth.

"I must warn the reader that indolence, love of ease and obstinacy preclude effective service at the altar of truth, and only freedom from prejudice and untiring zeal qualify for the most sacred of all human occupations, the practice of the true system of medicine.

"The physician who enters on his work in this spirit becomes directly assimilated to the Divine Creator of the world, whose human creatures he helps to preserve, and whose approval renders him thrice blessed."

The book consists of two parts: the introduction and the *Organon* proper. The introduction is first devoted to an analysis of the imperfect and erroneous method, distinguishing the old school of medicine. This he calls: "A mode of cure with medical substances of unknown quality, compounded together, applied to diseases arbitrarily classified and arranged in reference to their materiality, called Allopathy."

The second part of the introduction is filled with examples from medical writings of cures unwittingly made by physicians in accordance with the law of the similars. These quotations are made from the writings of the ancients, from Hippocrates down through the great list of medical writers, with, as usual, careful references to each one.

It is as much a wonder of intimate research and acquaintance with the medical literature of the past, as is his essay on *Hellebore*.

He concludes: "Thus far the great truth has more than once been approached by physicians. But a transitory idea was all that presented itself to them; consequently the indispensable reform which ought to have taken place in the old school of therapeutics, to make room for the true curative method, and a system of medicine at once simple and certain, has, till the present day, not been effected."

The *Organon* proper is divided into paragraphs, each one of which contains one or more aphorisms in regard to the law of Homœopathy, and the way in which it should be practiced. He gives full and careful directions for preparing medicines homœopathically; states the proper size of the dose, expounds at length the doctrines of Homœopathy; explains why such small doses can, and do, cure quickly; gives full directions for proving: in fact it is a full exposition of the new law, as Hahnemann understood it.

To any one who wishes to become more familiar with the teachings of the "Organon" explained in a simple and plain manner, it may be stated that this can be found in an article by Dr. Samuel Lilianthal, published in the California *Homœopath*, for March, April, May and June, 1889, under the title: "A Catechism of Samuel Hahnemann's Organon," and which was also published in the *Homœopathic World*, for June and July, 1889, as "The Essence of Samuel Hahnemann's Organon." Its tenets may here be found in a nutshell.

The five editions of the Organon, that were published in Hahnemann's lifetime, differ somewhat from each other, the first edition is not as full as is the fifth, but the teaching is the same; that the duty of the physician is to cure the sick as easily and as speedily as possible.

It may be mentioned here that the Organon has been translated into English, French, Italian, Spanish, Hungarian, Dutch, Polish, Russian, Danish and Swedish.

The publication of this was the signal for the commencement of a violent warfare against Hahnemann. He had raised his hand against the traditions of many years; he had demonstrated to the minds of many, that the usual practice of medicine was founded on nothing but the greatest uncertainty and empiricism; he had shown up the fallacies and inconsistencies of the doctors, the mistakes and ignorance of many of the apothecaries.

In the place of all this doubt and confusion, he had clearly, and at length, proven that the system called by him that of the similars, or the positive method of healing, was really based upon a fixed and unalterable law; that homœopathic medicines really would cure in a quicker and more easy way than any hitherto discovered.

He was attacked in the medical journals of the day, books and pamphlets were fulminated against him and his strange doctrines. He was called a charlatan, a quack, an ignoramus. His minute doses were declared to be impossible. His tests of medicines were pronounced simply ridiculous.

Especially bitter in attack was one Dr. A. F. Hecker, of Berlin, whose articles were published in the *Annalen der gesammten Medicin*, Vol. 2. These reviews were so virulent that even Hahnemann's opponents condemned them. Hahnemann did not under his own name answer them, in fact he never stooped to reply to his numerous calumniators. His son, Frederick, however, published a refutation, in a pamphlet in 1811.

The presumption is that Hahnemann himself and not the son wrote the refutation to this bitter attack upon the "Organon."

In 1889 Dr. R. E. Dudgeon published in the *Homœopathic World* fifty-one letters written by Hahnemann, and extending from the years 1811 to 1842. The first letter is one to Arnold, the publisher of his books.* By it, it will be seen that Hahnemann was very desirous that the attack of Hecker upon the *Organon* should be answered. Dr. Dudgeon says in the introduction to this letter: "Accordingly a refutation was prepared, nominally by his son, but to those familiar with the father's writings, it is easy to see who guided the junior Hahnemann's hand. * * * * As Frederick Hahnemann was quite a young man when this masterly refutation of Hecker was written, and had not yet graduated, it is extremely doubtful if he had much to do with this learned anti-critique beyond lending his name to it, and possibly writing it out to his father's dictation."†

The letter concerning the publication of this refutation is as follows:

"MY DEAR MR. ARNOLD:

"I wish you had read Hecker's abusive article against me; you would then think that the refutation is only too moderate. You cannot wish that no reply should have been made by my son to those shameful accusations. In such cases every author should know best what answer he should make. You then returned the manuscript in order that some alterations should be made. (Who was it marked these passages? Was it you or was it Rober? If the latter, he must have already read the manuscript and considered the remainder faultless!) Look now—though the author did not consider it necessary, yet to please you he altered and modified those passages. You could not desire more, nor could you ask more. And when this is done, and yet your censor does not allow the manuscript to pass, it is not the author's fault that it is not printed, and that you should have made no preparations for printing it, as the censure was not justified.

"Moreover, no censor can refuse to allow the printing of a defensive work in which the assailant is repulsed with actual libels (which is not the case in this manuscript), for libels of private persons concern not the censor, but the author. If there are personal libels in the book, it is not the censor, nor yet

**Hom. World*, London, Vols. 24, 25.

†*Hom. World*, Vol. 24, p. 202.

the publisher, but only the author, who can be legally prosecuted. Consequently what Mr. Rober has written under the title is sham pretext for his refusal. The true reason can be nothing else than the rough truths told of the medical art in the work. If calumnies could prevent the printing of a book, then Hecker's abusive work would never have passed the censure. But we must take into consideration the underhand, backbiting, sneaking ways for which Dresden is distinguished.

"The truths of universal utility respecting the medical art contained in this book, and which constitute its chief value, would assuredly excite the opposition of the Leipsic professors, especially when they learn that its publication has been refused in Dresden. The plain truth it contains would only bring upon my son annoyances from his teachers, under whom he still must remain for a short time, and by whom he will soon have to pass the examination for his degree. As yet none of the professors have seen the manuscript, though they will hear of it.

"The best plan would be to have the manuscript printed in some small place where there does not exist any great prejudice in favor of the traditional medicine, out of which there is no salvation; where such (truthful) denials of its claims would not be thought so much of; or where the official doctor, if there is one, and he is inclined to be nasty, may be bribed to keep quiet with a few dollars.

"If you will adopt this plan, and assure me that copies of the book shall not be issued until my son has taken his degree, which he will do as soon as possible, then the manuscript of the Refutation is still at your service, and you shall then get the *Materia Medica*.

"If it had been secretly printed in Dresden, without the veto of the Holy Inquisition, then my son would have already got his degree before any particular notice had been taken of it in Leipsic.

"But now that so much fuss has been made about the thing in Leipsic, there is no other way to manage it but that which I have proposed. Nor can a single word of the manuscript be altered.

"It is incredible that charges of heresy and the spirit of persecution could prevail, even in matters of science, and exercise their despotism, but it is so, as we see in this case.

"But shall this miserable charge of heresy prevent the most salutary truths being said and printed? Freedom of action, and

liberty of the press, must prevail when grand new truths shall be communicated to the world. What could Luther have done with his splendid ideas if he had not been able to get them printed? If he could not have sent his outspoken, plain truths hot from his heart to the press of his dear, courageous friend, the bookseller and publisher, Hans Luft, with all the hard words and abusive expressions he deemed useful for his object. Then everything was printed that was necessary, and it was only so, and in no other way, that the salutary Reformation could be effected. It is, of course, not necessary for me, like Luther, to abuse the Pope, and call him an ass in my writings, but I and my son must be able to say salutary truths in order to bring about the much-needed reform in medicine. Hans Luft was almost as indispensable an instrument of the Reformation as Luther himself.

"I, too, require for the good cause as warm, as hearty a friend of the truth for my publisher as Luft was for Luther.

"But if I experience such great resistance I cannot advance another step.

"It is just the same with the *Materia Medica*. If the enemies of truth are not either silenced or convinced and instructed by this refutation of Hecker, my *Materia Medica* cannot make any way. The public can never be brought to make any use of it if the malicious objections of Hecker and Company are not distinctly refuted. If Hecker and opponents of his stamp remain unrefuted, I cannot with honor go on with the educational works I am projecting, and even the *Organon* itself will cease to be respected. No one would believe the effect such mendacious representations have on the public.

"If the refutation should not appear, it will be thought that these calumnies against myself and my *Organon* are unrefutable, and I would be, as it were, banished. No one would listen to what I said, even should I say the most salutary things. The prejudiced statements and miserable accusations of this more than spiteful man must be utterly smashed up, before I can go on with my educational work.

"This is the state of things. It is for you to determine whether you can interest yourself sufficiently in the truth and the good cause as to remain my publisher. See if you can realize my present wishes.*

"Yours sincerely,

"April 24, (1811.)

"DR. HAHNEMANN."

**Hom. World*, Vol. 24, p. 203.

"I have just heard from Leipsic that pressure is to be put on my son to withdraw his Refutation. I beg Mr. Voigt to immediately write and tell Magister Schubert that the manuscript business is already settled, and that he should leave my son alone."

Burnett says:* "In all Hahnemann's checkered career nothing strikes me as showing more profound wisdom than his letting his adversaries alone in their vile abuse; he might have hurled back their slanders, and defended himself and his discovery with the eloquence of a Demosthenes; but, as Celsus remarks, 'Morbi non eloquentia sed remediis curantur' ('Diseases are not cured by eloquence, but by remedies'), and so he plodded on at his 'Materia Medica,' on which much of his great glory must ever rest."

The books and pamphlets written against Homœopathy at this time may be numbered by hundreds, and, in addition, the journals of the dominant school were filled with articles. One Simon even published a journal called the *Anti-Homœopathie Archiv.*, that extended through several volumes.

And Hahnemann, except in letters to his friends, and perhaps, in the above mentioned Refutation, replied to this hail of abuse by not one word. It reminds one of the old fable of the gnat which perched on the back of the ox and asked him if he hurt him much; and the good-natured ruminant answered that he did not know he was there.

But a fitting answer was given to the jealous horde in the year, 1811, when Hahnemann gave to the world the first volume of the "Materia Medica Pura." And during this period of abuse he also made many new converts to his mild and successful system of healing.

[TO BE CONTINUED.]

KALI BICHROMICUM.

Marvin A. Custis, M. D., Washington, D. C.

The *Kali bichromicum* individual, as an infant, is a fat, short-neck, so-called "chubby" baby; as an adult we find a fat person, with light hair, tendency to baldness, and possibly a pale yellowish complexion, particularly if such person is subject to scrofular or catarrhal diseases. Mentally, we find him low-

*"Ecce Medicus," p. 146.

spirited and gloomy, with disinclination for work of any kind, mentally or bodily. He is always tired and feels weak, with continual desire to lie down. He is irritable, ill-humored and peevish, particularly after any annoyance.

The pains of *Kali bichromicum* are apt to be in small spots, which can be covered with the point of the finger; they appear and disappear suddenly as do the pains of *Belladonna*, and like the pains of *Pulsatilla* they rapidly shift from place to place. Symptoms alternate; as for instance the gastric and rheumatic.

Kali bichromicum shows affinity for the mucous membranes. These it violently inflames, causing an excessive secretion of mucus, which is characteristically tough, viscid, ropy, capable of being drawn out into threads, with tendency to the formation of false membranes. This character of the mucus we find characteristic of all the discharges.

In nasal catarrh we have first great dryness, with tickling in nose and sneezing, particularly on going into open air, followed by discharge of very fluent, clear, watery mucus, which excoriates the nose and lip, which, in turn, is followed by the characteristic tough, stringy, ropy mucus, and finally we have plugs or "clinkers." These collect in both the anterior and posterior nares. We have hawking of these plugs, generally green and possibly bloody from posterior nares, particularly in the morning. With this coryza we have pressure and tightness at root of nose, which is worse in the evening and in the open air. Ulceration of septum narium. Caries of nasal bones, with great fetor of the breath. Bones of nose feel loose when blowing it. With these catarrhs we may have shooting pains from the root of nose along left orbital arch. Frontal headache, usually over one eye. Headache in small spots, darting and aching pains shifting about. Bones of skull feel sore and bruised. *Kali bichromicum* is one of our best remedies for chronic cases of nasal catarrh, ozæna, and, in fact, catarrh of the whole respiratory tract, with the above symptoms.

Kali bichromicum becomes the all important remedy in Diphtheria, when the exudation is over the uvula, tonsils, roof of mouth and extends into throat. The membrane is grayish, yellowish, "pearly" color, is tough, stringy and well organized, with redness of surrounding parts and great fetor. The uvula relaxed with sensation of plug in throat, not relieved by swallowing. Posterior wall of pharynx is dark, glossy, puffed, showing ramifications of pale red vessels. Putting tongue out aggravates

pain in throat. Burning in throat. Solids cause pain when swallowed, and leave sensation as of something remained behind. Pain shoots up to ear and down neck of affected side on swallowing. Sharp, shooting pain in left tonsil extending toward ear, relieved by swallowing. The tongue coated thick yellow, edges red and full of painful ulcers or else dry, smooth, red and cracked. A yellowish membrane with clean tongue is a good indication for this remedy. Sensation of a hair on back part of tongue, not relieved by eating or drinking. When the exudate extends to larynx; also when we have tendency of formation of membrane on distant mucous surfaces.

In true membranous or diphtheritic croup, particularly in fat, fair-haired, chubby children. In the early or formative stage, insidious approach, worse 2 to 3 a. m., unrefreshing sleep, with frequent starts; awakens with dyspnoea, wheezing, then cough, which compels him to sit up, bent forward; sense of choking on lying down. Hoarse voice, constant cough at intervals; cough up casts of elastic, fibrinous nature.

In bronchitis, pharyngitis and inflammations of the respiratory track, characterized by the discharge of tough, thick and tenacious mucus, which sticks to teeth, mouth and lips, with dyspnoea, you will find *Kali bichromicum* a curative remedy.

The cough of this remedy is excited by tickling in the air passages, or accumulation of mucus in the larynx. Cough, with pain from mid-sternum to back. Sharp pain through apex of left lung to shoulder blade. Cough with rattling in lungs; sounds loose, but cannot expectorate. Cough with the characteristic tough, stringy expectoration. Dyspnoea, aphonia, hoarseness. Sense of constriction at bifurcation of bronchia. Pressure in chest. Cough worse after eating, while undressing, and in morning, and better from warmth of bed. With the above symptoms you will find *Kali bichromicum* curative in acute capillary bronchitis, pneumonia and phthisis, particularly in those who were formerly fleshy.

In asthma when aggravated after midnight, awakens with wheezing, must sit up and bend forward; relief only after expectorating this tough, stringy mucus.

We find headaches, with sore feeling of the bones of the skull. Blindness followed by headache, but the sight returns as the headache increases. Soon after dinner a dull, heavy throbbing above eyes as if the head would burst, relieved by lying or pressing the head against something; or in open air; worse

stooping and moving about. Neuralgia which come on at same hour every day.

In *Kali bichrom.* we find an excellent remedy for dyspepsia, gastritis, ulcer, and catarrh of stomach, particularly in those addicted to excessive use of malt liquors, especially beer; when with the above head symptoms we have a feeling of load in stomach after eating, as if digestion was suspended; fetid eructations, bloated abdomen, can't bear tight clothes, stitches through abdomen, cutting as from knives after eating; vomiting of clear, stringy mucus. Tongue broad, with imprints of teeth; coated thick yellow; ulcer on tongue. Saliva viscid, capable of being drawn into threads.

Periodic dysentery every year, in the early part of summer. Diarrhœa or dysentery after rheumatism. Stools brownish, bloody, jelly-like, chapped up blood and mucus, aggravated in morning, with dry, red, smooth and cracked tongue. Stools watery, gushing in the morning, awakes with urgent desire; diarrhœa followed by violent tenesmus.

Upon the sexual of man we find absence of sexual desire, particularly in fleshy people. In gonorrhœa or gleet, with the stringy discharge; with burning in back part of urethra after urination. Sensation as of one drop had remained behind, with unsuccessful effort to avoid it. Stitch in urethra. Chancres ulcerating deeply as if cut with punch; over-hanging edges. Upon the female sexual organs we have the menses too soon, with vertigo, headache and nausea. Leucorrhœa is yellow,ropy and tenacious, with soreness and weakness of back. Itching of vulva with soreness and rawness of vagina. Pruritus of vulva. Prolapsus and subinvolution of uterus. Climateric flushes of heat.

Upon the eye we have scrofular and syphilitic inflammations or ulcerations of an indolent type. It is characteristic of *Kali bichromicum* in eye trouble to have no photophobia, no redness, little or no pain, little or no discharge; if so, it will be stringy.

In rheumatism, which alternates with gastric symptoms, or which comes regularly once a year at the same time. Soreness of all the joints, pains wander from place to place and in small spots.

In diseases of the heart we find a cold sensation about the heart, with pricking pains; frequent, irregular pulse.

It causes the skin to become hot, dry, red, with burning, stinging pains. We have violent itching of whole body. Dry

eruptions like measles. Small pustules over whole body like small-pox. Is of great service in all pustular diseases of the skin.

THAT MAGNET AGAIN.

To the Editor of THE HOMŒOPATHIC RECORDER.

Sir: My attention has been called to Dr. Bradford's reply to a letter of mine, written in June, to Dr. Clifton, and published (with the reply) in THE HOMŒOPATHIC RECORDER of August 15th. The letter was not written with the idea that it would be published, hence the statements, although true, are very bare. To remedy somewhat the defect named, and correct some misconceptions, is the object of this communication.

1. "*A magnet loses all magnetic power at a bright red heat.*"

The reply to this statement really admits its correctness, for the quotations from the "Encyclopædia Britannica" bring out the points that, the temporary magnetism of certain forms of iron, magnetized by the earth, is *insensible at a white heat*, but is greater at a *dark red heat* than at the temperature of the air; therefore, on the face of it, a bright red heat is about the temperature where the change occurs.

Again, all the quotations refer to the *temporary magnetism*, a *magnetic susceptibility*, so that the magnetic condition would change with every movement of the magnetizing body, or the body influenced, at any of the temperatures named, and might appear or disappear, if the earth were the inducing force, just according to which way the bar was held. Such a fickle molecular constitution as would admit of this could impart no strength to a bar of iron.

The quotation: "According to Baur, if a bar be cooled from a white heat, the *first traces of susceptibility are observed at a very bright red, the brighter the greater the magnetizing power,*" is most peculiar, and means, as far as I can understand it, that at a white heat there is no magnetism, but that just as the iron passes from white to red heat the greatest magnetic power is suddenly exhibited, which I am sure is wrong.

2. "*Welding is done almost at the melting point of iron.*"

In connection with this Dr. Bradford points out that the ham-

mering continues until the iron is cool enough* to allow a return of magnetic susceptibility. This is quite true, but what can be the advantage of it? considering that a single blow given to a bar of iron held in a certain direction will determine its polarity, independent of any blows that had preceded it. I would undertake to reverse the polarity of a bar of iron a hundred times in five minutes.

3. Dr. Bradford speaks of the molecules of iron turning their north poles to the magnetic pole of the earth, as the compass does. This is another statement which is obviously correct, but, again, what of it? It requires an assumption—" * * * so that if the length of the bar points northward the length of each particle points in the same way, and the iron is welded stronger"—to make it of any avail, and for this latter, viz., that the molecules are longer in one direction than in others, there is no evidence.

4. "*Friction does not produce magnetism.*"

If the professional electrician who laughed at the above assertion will do me the favor of reading the following explanation and proofs, he may, perhaps, learn something useful, although the experiments detailed are of a most elementary kind.

Place a piece of card over a bar magnet and sprinkle iron filings over the card, there will be a rough attempt at arrangement in definite curves. A single sharp tap on the card with the finger will cause the filings to arrange themselves in the most orderly manner. The finger did not magnetize the filings, neither did it arrange them, but merely set them in motion. when of course, the magnet below the card arranged them as it tried to do, but with only partial success at first.

Hold an iron poker in the magnetic meridian, and at the angle of the dip needle, and stroke it; in the Northern Hemisphere the lower end will instantly become a north pole and the upper a south pole, which, if the poker is hard iron or steel, will persist; reverse the poker and give it a single smart blow, and the polarity will be instantly reversed. Hold the poker east and west across the magnetic meridian and strike it; no *end* polarity can thus be induced or reversed, and very often all appearance of magnetization is lost if previously present.

The hammer, or whatever is used, is quite helpless to produce magnetical effects unless the poker is held in a suitable direction, therefore, the hammer, *per se*, is not the cause of magnetization,

*Compare with Section 1.

but the earth; the hammer merely performs the function of the finger in the former experiment.

“*Rub a knife blade on a magnet and it becomes a magnet,*” p. 359. Put a piece of paper over the magnet and rub the knife blade on that, it is magnetized just about as well; or neither rub nor touch the magnet with the knife blade, but hold it near, and give it a tap, and it will be magnetized, always with a polarity opposite to that of the magnet.

In short, you never need touch a magnet in order to show its magnetic properties, or to magnetize a body by means of it; so *where does the friction come in?*

Now for the railway train stools. Any piece of hard iron or steel kept in very much the same position will develop *permanent magnetism* if frequently set vibrating by any cause whatever. The magnetism is induced by the earth, as can be at once proved in the chisel, for instance, by noting that the end held downwards is a north pole, that is, will attract the end of the compass needle which points north.

The rails over which a railway train runs are either soft iron, which loses its magnetism the instant the magnetizing force is withdrawn, or hard iron and steel, both of which latter keeps the magnetism. In the former case no human being could possibly examine the rails soon enough after the passage of the train to detect any magnetism induced by the train; and in the latter case, well, you may test it when you like, it will answer about as well before the train has passed as afterwards. Here again, however, the magnetic condition observed will depend upon the direction of the rails, and not upon which way the train goes, or how fast, or how heavy, etc.

5. “*There is no such thing as positive and negative poles in magnetism; the terms positive and negative are restricted to electricity.*”

Notwithstanding the quotations from “*Quackenbo’s Natural Philosophy*” I still maintain that the above represents the actual state of science in England. Bye the bye, why did not Dr. Bradford quote from the “*Encyclopædia Britannica?*” I venture to say there is no such confusing misuse of the terms there.

6. “*The author is evidently confusing magnetism with electricity.*”

There is really no connection between positive and negative electricity, and north and south magnetism. An electrified body shows no tendency to set north and south like a magnet; any body can be electrified, but only a few magnetized; you can get

one kind of electricity all over a body, but must have two kinds of magnetism if any; there is no increased or diminished attraction between either poles of a magnet and either electricities; that is to say, there will be just the same amount of attraction between a north or a south pole of a magnet and an electrified body, whether the latter is positively or negatively electrified, providing the amount of electricity is the same.

7. The two following statements in Dr. Bradford's reply cannot pass unchallenged:

(a) "*I know that there is no natural magnetism in a bar of soft iron.*" Par. 8, p. 359.

(b) "*An electrical spark can be drawn from a magnet.*" Par. 11, p. 359.

With regard to the first statement I can only say that it is entirely opposed to modern ideas of magnetism. Now, if there is no natural magnetism in a bar of soft iron, what happens when such a bar is magnetized by the influence of the earth; does the earth give it anything or take anything away from it? When a magnet is used to magnetize a knife blade, etc., the magnet loses none of its strength, but rather the reverse, the action being entirely inductive and mutual. So we consider that magnetization is only a compulsory rearrangement of the always magnetic particles.

With regard to the second statement, I have yet to learn how an electrical spark can be drawn from a magnet, except after electrification like any other body.

Dr. Bradford undoubtedly made a number of striking blunders in the original paragraph referred to in my previous letter, but they are of such a character as anyone who had not studied the science of electricity might easily fall into, and are so excusable, though they needed correcting. I am much more astonished that a "professional electrician" should fall into the grave error of supposing that friction produces magnetism.

BEBBY THOMPSON, F. C. S., F. G. S.

Northampton, September 8, 1893.

THOSE SUN EXTRACTS.

Editor of HOMŒOPATHIC RECORDER.

In the August number of the RECORDER, p. 394, Dr. Sonnenschmidt contests the curative virtues of *Mullein oil* and *Calendula oil* prepared by the flowers enclosed in a glass jar and hung in

the sun. I had not opportunity to employ *Mullein oil*, but I prepared and employed *Calendula succus* as directed above. I had found the receipt of it in the "Flora Medica della Provincia di Como," of Dr. Giberto Scotti, an Allopathic physician, edited in the year 1872, at Como (Italy), and I prepared accordingly the *Calendula succus* or oil as stated by Dr. Sonnen-schmidt. The result was that the remedy thus prepared was a more successful preparation than the tincture; besides the *Aqua Calendula officinalis* extolled by Dr. Wm. Tod Helmuth in his "System of Surgery," is somewhat a similar preparation. So I commend especially to the care of Dr. Sonnen-schmidt the *Calendula succus* or oil obtained by the sun rays.

Yours truly,

DR. MEGHER DUZ.

Constantinople, Turkey, July, 1893.

EDITING AND EDITORS.

Editor HOMŒOPATHIC RECORDER :

In your issue of September, 1893, page 403, Dr. Gutteredge, of London, England, reports a case of tubercular meningitis cured by *Belladonna* and *Stramonium*, in alternation. Of what benefit is such a cure, if it be a cure, to the doctor, to the profession, or to Homœopathy? Which remedy did the cure work? The remedies were proved singly on the healthy, and the symptoms are recorded under each in the *Materia Medica*, so that it is possible for every one who knows how to "take a case" and select the remedy, to select a single remedy. There is nothing to be learned from the report of such cases, and may I ask, Mr. Editor, why you encourage such empiricism by printing such trash? Is it not time that our Homœopathic journals should cease publishing such cases as Homœopathic cures? Your readers certainly have some rights which editors ought to respect.

H. C. ALLEN.

The Hering College of Pharmacy, Chicago, Ill.

As was said once before, the RECORDER is a species of forum, where all courteous writers are welcome. Dr. Gutteredge's case recovered health under an alternation of remedies; he is a reputable Homœopathic physician; he believed that his remedies, though given in alternation, cured the case, and for the benefit of his brethren he reported the cure, or recovery, and we pub-

lished it just as we would publish one from Dr. Allen cured with a single dose of the M.M., should he favor us with one.

The policy of the RECORDER may not be that of the ideal Homœopathic journal, for the ideal journal will necessitate a man at the helm wiser than any, or all, of his contributors, but it is at least fair to all and not without its use. And, if we may judge by the steady growth of the subscription list, this policy meets with favor from the profession, even if it necessitate the publication at times of what, to some, may appear to be "trash."

Editor of the RECORDER.

PERFUMED WATER.

To the Editor of the HOMŒOPATHIC RECORDER.

The September number of the RECORDER, has been received, and it reminds me that the August number contained an article from the pen of Dr. Sonnenschmidt, of Washington, telling us that what is called *Mullein oil*, is an inert worthless perfumed water. Now it would not look well for a youngster like me, way up here in the country, to criticise or dispute a doctor down in Washington, but imagine my surprise when I read that article, for one-half hour before through my ignorance, I had prescribed the 3x of that water for a patient, who came to me one month previous with this report:

"Am seventeen years old; have always wet the bed every night; have never been away from home on that account." On the above mentioned morning he reported. Not long after beginning to take the medicine (perfumed water), the trouble diminished, and now I have no trouble. He had taken four No. 35 globules four times a day. I gave more of the same, to take an occasional dose. Now he has returned for the third perscription, has had no trouble since here last, but wants enough to last a year, as he is going on a journey to see some of this world, his first trip from home. For more than fifty years the water has been used in my father's family for deafness. I have prescribed it for forty years for the same, and more than twenty years (since I made the proving), for nocturnal emissions, and for that I can recall but one failure, all the time supposing it contained medical virtues. Only think of it. Although the first public notice of this water appeared in Homœopathic journals, to-day the old school and Eclectic doctors use it and recommend it in their journals, and some say they knew of it before some of us gray-heads were born. Well, if they did why

didn't they say something about it? Now, if the doctor can make some other kind of water, whether perfumed or not, that will do any better than this, won't he please tell us how to make it?

A. M. CUSHING, M. D.

Springfield, Mass.

GUAREA IN CHEMOSIS AND PTERYGIUM.

A gentleman aged about 30, consulted me. His complaint was that he had some immovable membranous stuff adhering to the left side of his left eye-ball, on account of which he felt great inconvenience in moving and shutting his eye. Also the eyes watered when being shut. He further said that he had had cataract of that eye, the cataract having been extracted about 1879. Six months after this operation the patient began to feel the uneasiness and the watering of the eyes alluded to above. In December, 1882, one day, just as he was combing his hair before a mirror, he happened to notice the membranous substance in the eye. In January, 1883, he went to the Eye Infirmary of the Calcutta Medical College, and consulted the surgeon there. The assistant-surgeon attached to the institution said that it was a case of pterygium, and that it should be removed by surgical operation. The patient did not, however, submit to the operation, and so came away without treatment. He was told that this kind of disease could be cured by the internal use of Homœopathic remedies without surgical aid:

I examined the case, and took it, at first, to be one of pterygium, but on a second examination, and considering the history of the extraction of cataract, I changed my opinion, and thought the case to be one of chemosis. I told the patient at first that I could not cure the case without surgical interference; but he would on no account submit to it. He persisted in his statement that he had been told that his disease could be cured by Homœopathic remedies used internally without the assistance of surgery. After some deliberation, I undertook the treatment. I prescribed *Sepia* 6. Then he told me that he had already been under the treatment of three Homœopathic physicians who had prescribed for him *Sepia*, *Sulphur*, *Silicea*, *Colchicum*, *Euphrasia*, *Apis*, *Arsenicum alb.*, with no improvement. When I heard all this, I said I could not persuade myself to believe that my treat-

ment would do him any good. Upon this he said that to his knowledge, a boy of 9, at Sánkhibháugá, Calcutta, had been cured by me with only one medicine, which, he believed, could successfully be tried in his case also. He represented that the father of the boy himself was his informant, and that it was he who had sent him to me. I had forgotten all about this patient's case. On reference to my clinical note-book, I found that I had treated a case of chemosis of a boy of 9, at Sánkhibháugá, Calcutta, with *Sepia* and *Guarea*, for three months, but found no mention of the result of the treatment there. On inquiry from a relation of the boy, I learned that the boy had been cured by the treatment. The relation further said that the first medicine (*Sepia* 6.) given him had done him much good, but had not cured him completely. It was the second medicine (*Guarea*) which taken for nearly two months, had effected a complete cure. This boy's case was one of chemosis, following an attack of conjunctivitis of a severe type. The excellent results of the treatment of this boy's case made me hopeful about my new patient, the young man.

I prescribed *Guarea* 12, three doses daily. A week after I saw the patient again, and found him somewhat better. The medicine was continued for a week more. The next week I saw the patient again, and found him no better than the previous week. At the same time I could not find out another medicine which would suit him. Then I prescribed the 6th potency of the same medicine, three doses daily, for a week. The next week I found him better than last week. I ordered the continuation of the 6th potency for a week more. The next week I saw the patient again, and again I found him no better than the previous week. I now prescribed *Guarea* 2, three doses daily, for a week, after which I saw the patient and found that the chemosis had almost disappeared, a trace alone being visible, and that after a very careful examination. I ordered the medicine to be continued for a week more—only one dose at bed time each night. For three weeks following, the patient did not come to me, nor did he send any information about his case. In the fourth week he saw me, and on examination I found that no trace of the chemosis was visible by the naked eye, but some trace could still be detected by a magnifying glass. Now I stopped the medicine and told him not to use it till the chemosis recurred. The patient did not come to me for a long time. After this, in March, 1891, I met him again, when he said that he had had no recurrence of his eye disease.

From the above cases—that of the boy and of the young man—it appears that *Guarea* is a very good medicine for chemosis; and that the lowest potencies act better than the medium ones. I have tried it in some cases of conjunctivitis, but without satisfactory results. In August, 1891, I prescribed *Guarea* in the second potency, in two cases of pterygium. The patients were uterine brothers. I prescribed three doses daily. This medicine was continued for a month, after which both the patients came to me. On examination, I found that both the cases had improved a little. I ordered the continuation of the medicine for a month more. Along with the internal use of the medicine, I prescribed an eye-drop (*Guarea* Φ mj, *Aqua dest.* ʒj), a drop or two to be applied to the eye morning and evening, daily. At this time I left Calcutta. When I returned to town, July last, both the patients came to me and I found both much improved. Hence *Guarea* must be useful in pterygium also. I would recommend to the profession the trial of *Guarea* in pterygium.

Since writing the above, I got a letter from one of the patients suffering from pterygium, who form the subject matter of this paper. He tells me that both he and his brother have got rid of the disease by my treatment. He also tells me that he believes that the eye-drop did them very good service and cured them rapidly. I confess I am not much for external applications in cases of diseases of such delicate organs as eyes and ears. Yet, after seeing the results of treatment of the above cases, I cannot resist the temptation of recommending the *external use* of *Guarea* as a lotion in *chemosis* and *pterygium* along with its internal use. I would suggest that the internal use of the medicine should be first resorted to, and, if after sufficient trial of the medicine internally no marked improvement is noticed, the external use of the medicine should be thought of. The cure of the cases of pterygium seems to me to be marvelous—marvelous, because I do not remember to have seen any case of pterygium cured without surgical interference. I have seen cases in which chemosis disappeared in course of time without any treatment, either medical or surgical.

R. K. GHOSH.

Wari, Dacca, East Bengal, India, July 26, 1893.

THE APPROPRIATE REMEDY VERSUS MORPHIA IN SUBDUING PAIN.

To the Editor of THE HOMŒOPATHIC RECORDER.

I take pleasure in forwarding to you the particulars of a case, which I believe should have a tendency to prove the efficiency of Homœopathic treatment when properly applied.

On the 16th inst., at 10 p. m., I was called to see a very finely bred bull terrier bitch, thirteen months old, weight about twelve pounds. She was in great pain, apparently from some intestinal disturbance. Upon inquiry I learned that the animal had been suffering since 3 p. m.

The owners opinion was that the the animal was poisoned, two dogs having died very suddenly the same week.

I diagnosed the case as one of colic, there being no symptoms of anything else. The animal was in great agony, she would howl and yell from pain. When lying down she would gather herself together and look around at her flanks very anxiously. The intervals of quietness were very brief. She would suddenly spring up, run to and fro (she was chained to the wall), with her back arched, hind parts drawn under, howling and yelling.

I prescribed *Colocynth* 30, a dose every ten minutes. On account of constipation I gave injections of warm water and soap.

No relief following this after two hours, I gave *Opium* 30, a dose every ten minutes; this I continued with for two hours, but no relief followed.

The pain being so intense, and fearing the animal would soon become exhausted, I gave her one-sixth grain *Morphia*; this having no effect in fifteen minutes, I gave another dose of one-third grain; this caused vomiting immediately of undigested meat, also about an ounce of *Castor oil*, which was given to her before I was called. The relief thus given to the stomach did not seem to lessen the pain, so I gave another dose of *Morphia*, one-third grain.

I waited for a half hour, and gave two-third grain. After waiting another half hour and the pain being as severe as ever, I gave another two-third grain dose, and left the animal for the night. This was at 3:15 a. m.

I called to see the animal next morning at 7 a. m. She seemed to be worse than on the day previous.

She was still in great agony, constantly whining and yelling.

As she had had no stool yet, I gave her an injection which brought about two passages in about ten minutes.

About 8:30 a. m., the pain not having subsided in the least, I gave her one grain of *Morphia*. The only effect of this dose was to be seen during the intervals of ease, the animal would stand quiet for awhile, close her eyes, and fall head foremost in a heap; she would immediately recover herself and howl from the pain. She continued in this condition for about four hours. I was now very much discouraged. About this time I had occasion to visit Dr. A. R. McMichael, of 969 Madison avenue, to whom I related the case. After learning the symptoms of the case, he advised me to try some *Magn. phos. 2x*, with which he furnished me. He assured me the animal would obtain relief in an hour or two. I commenced with the *Magn. phos.*, about 4 p. m., one tablet every ten minutes.

No relief having been afforded in two hours, I ordered two tablets every fifteen minutes. At 8 p. m. the animal had improved greatly. At 9 p. m. the animal was sleeping quietly, and apparently all well. Were it not for the great amount of *Morphia* given, I think the animal would have been relieved much sooner by the *Magn. phos.*

I called the following morning at 7 a. m., and found the animal all well, and showing a great desire for something to eat. The animal at the present time is in the best condition.

M. KENNY, V. S.

219 E. 85th St. N. Y., Sept. 27, 1893.

SOLAR THERAPEUTICS.

In a recent paper read before the San Francisco County Medical Society (*Southern California Practitioner*), Dr. O. V. Thayer, of that city, contributed some decidedly original and, perhaps, very useful, information to the medical world. From that paper we condense the following. Dr. Thayer treats the diseases named, by the concentrated rays of the sun (solar cautery), to wit:

Capillary aneurisms, varicose veins, indolent, chancroidal and rodent ulcers, epithelial cancers, birth, India ink and powder marks, bleeding vessels and surfaces, hemorrhoidal and erectile tumors, morbid growths, such as warts, moles, small wens and all diseases of the skin of a parasitic nature.

He began the use of the concentrated sun's rays (using a common sun-glass) in the treatment of diseases of the skin and its appendages, being led to the use of this treatment by the merest accident. The first experiments were directed to the removal of moles and warts and were crowned with perfect success, and he soon realized the necessity of obtaining larger and more perfect lenses. With these he widened the field of operations, working carefully and cautiously, and watching every step of the process that no permanent injury might result from the use of so positive a remedy.

Outside of a short article in *The Lancet*, over thirty years ago, Dr. Thayer could find no record of anyone having employed this novel treatment before, during a practice of more than a quarter of a century.

He writes: "I have found no caustic or cautery to compare with solar heat in its beneficial results. Unlike other caustics it can be applied with perfect safety upon the most delicate tissues and is at all times under the control of the operator. It has other advantages—the system receives this treatment kindly. The irritation and inflammation following its application is surprisingly slight and of short duration. Another point in its favor, the pain subsides immediately upon the removal of the lens. I have burned the skin of nearly the whole of one side of the face at one sitting, destroying the cuticle; within five minutes the burned surface would be free of pain. There is a curative power in the chemical rays of the sun yet unexplained. I avoid blistering, carrying the burning beyond this point, carbonizing the tissue.

"In the treatment of morbid or malignant growths, we destroy most fully the morbid products. Upon this depends the success of the operation. The morbid tissue having less vitality than the normal, succumbs to the cautery before the natural structures adjoining are injured. This enables us to attack boldly the malignant or morbid growths without any fear of injury to the healthy tissues surrounding them.

"In the primary treatment of chancre, or chancroids, this treatment stands unrivaled. Within the space of two minutes the infectious chancre, or the true Hunarian chancre, is deprived of its contagion and changed to a simple ulcer. Hemorrhoidal tumors, when external to the sphincter, are bodily destroyed, and the parts heal without unpleasant symptoms. Indolent ulcers of long standing take on new life after the applica-

tion of solar heat. In the course of a few days healthy granulations appear, which continue to a favorable termination, especially when the general health is looked after. Granular surfaces, which are inclined to bleed from the slightest touch, are changed to a healthy state. Hemorrhages from small arterial or venous vessels are checked almost instantly with the solar cautery.

“Diseases of the skin of a parasitic nature are treated with marked success. Cases that have withstood the repeated attacks of the usually prescribed remedies, have succumbed to one or more applications of solar heat. I believe that the pustules of smallpox can be aborted, and pitting prevented, with this agent. What seems surprisingly strange to me, is the fact that a remedy of so much curative power and value, and one so easily utilized, should have remained unknown to the medical profession so long. From the time I first tested the virtues of solar heat, as a remedial agent, up to the present, I have kept back nothing of value from the profession, have been willing and ready at all times to impart any knowledge acquired, and have urged my professional brethren to use this agent in their practice. I am sorry to confess, however, that the liberality on my part has not at all times been met by a fraternal response. I have been misrepresented and even accused of quackery.”

I will close by noticing a few cases out of many treated successfully by solar cautery:

CASE I.—Mr. M. C., Petaluma, Sonoma county, aged some fifty years, came under my care for treatment of an ulcer of the neck, just below the angle of the lower jaw. It dipped down under the edge of the sterno-cleido-mastoid muscle, immediately over the carotid artery. The ulcer measured one and a half inches in diameter, circular in form, and presented a dark crust, superficially cracked and furrowed. The floor was depressed below the raised margin of the ulcer. The sinuous raised moulding which surrounded the ulcer was of a cartilaginous hardness of a faint pink color. A part of this rim was being broken up by ulceration, with symptoms of malignancy, bleeding upon the slightest touch. Still in most respects a characteristic rodent ulcer. The history of the case was a remarkable one. Twenty-four years previous to this consultation he was kicked by a young colt, producing the wound upon the neck, since which time he had failed in his efforts to heal the injured surface. I commenced the treatment of this case by concentrating the rays of the sun through a large and powerful lens,

destroying the raised margin to a level with the healthy skin and also cauterized most thoroughly the floor of the ulcer; the slough came away the fifth day, the wound exhibited to all external appearances a healthy ulcer, granulations soon appeared and healing commenced and continued with few interruptions. When it became necessary I repeated the operation until every vestige of the morbid material was destroyed. The wound healed in a few weeks, leaving a very slight cicatrix.

CASE 2.—Miss B., of this city, aged twenty, consulted me as to the removal of a port-wine colored mark situated upon the entire left side of the chin, commencing at the median line of the lower lip, extending to the angle of the mouth, down to the lower edge of the jaw bone. She came into my office thickly veiled. It required no little coaxing on my part to get her consent to uncover her face, that the mark could be seen. She remarked that "she always wore a veil outside of her immediate family." She readily consented to an operation for the removal of the discoloration, as she had suffered great mortification and mental distress, especially since budding into womanhood. With a powerful lens of a focal diameter of four lines, I cauterized the whole discoloration at one sitting, and applied to the part a dressing of zinc ointment, as a protection from the air. The burnt crust came off in one week, leaving the skin much lighter in color. Two weeks later I repeated the operation, and then waited the final results of the treatment. Two months from the first operation scarcely a trace of the mark could be noticed. I lost sight of this young lady for some eighteen months, then met her one evening at a small party, at a mutual friend's, but did not recognize her. As I was about to leave she accosted me and said in a whisper, "Doctor, have you forgotten your old patient?" After looking her in the face a moment, I answered by asking, "Are you the young lady from whose face I removed a mark?" She replied, "I am," and signaled me not to expose her. I noticed, however, that the treatment had proved a perfect success.

CASE 3.—A lady with a daughter of six years, residents of this city, called at my office to consult me about the daughter, who had upon the left side of the face, two inches below the eye and near the nose, a small tumor, the size of a walnut, on the surface of which was an ulcer, which was subject to frequent bleedings. The commencement of this tumor dated back some three years. Its growth was slow but continuous. The mother

informed me that she had consulted some twenty physicians and surgeons, only one of whom advised its removal. The advice generally given was, "Let it alone, don't molest it." Upon examination it proved to be a very fine specimen of epithelial cancer. The consent of the patient was readily given for its removal by the solar cautery. She was brought under the influence of an anæsthetic, the cautery was applied and the morbid growth was destroyed in some four minutes. Five days afterward the slough came off, a simple ulcer remaining, which under suitable dressing was healed in a very short time, there remaining a small cicatrix as the only evidence of the previous disease. Eight years have elapsed and there has been no return. I have been happily surprised to find, in nearly all of the operations with the solar cautery, after the healing of the wound, so slight a cicatrix; much less than other modes of treatment, not even the cutting of the knife excepted.

CASE 4.—India ink mark. Mr. B. and wife called for advice; the latter had upon the outside of the leg below the knee, two large Roman letters, produced with India ink. I noticed that the husband was more than anxious for their removal. There was a little romance connected with this case, as I learned afterward. The young lady while residing in a seafaring town, had a lover—a sailor boy. After their engagement he took the liberty to print upon her limb the initials of his name. As ever, true love rarely runs smoothly at all times, the lovers became estranged, and the present husband became her Benedict. These large beautiful Roman letters, seen upon the limb of the wife, were a constant reminder that he was not her first love. The solar cautery was brought to bear, however, upon these ghostly letters, as he conceived them, and they were soon obliterated, leaving no trace of their former self.

CASE 5.—Mrs. B., aged some forty years, of Petluma, Cal., came under my care some nine years ago, for the treatment of a disease of the right breast, mostly confined to the nipple and the tissue surrounding it. The nipple had receded more than an inch into the body of the gland, leaving an aperture the diameter of which was equal to that of my index finger. It was lined with a granular membrane secreting pus. The adjoining structures were hardened and the skin of a dark-red color. The patient informed me that the disease commenced some fifteen years since, with an ulcerated nipple. During these long years of suffering she had been unable to get any permanent relief

from the physicians she consulted. I commenced the treatment of this case by placing her in a position to apply the concentrated rays of the sun, directly to the aperture left by the receding nipple, using a lens of a focus of two lines. With this I most thoroughly cauterized and destroyed the granular membrane as well as a small layer of the parts adjoining. The burned material came away within a few days, leaving the surfaces in a satisfactory condition. With treatment to improve the general health and the use of suitable dressings, I was enabled in a few weeks to produce a permanent cure. There has been no return of the disease.

I selected these few cases from a list of many others that were successfully treated with the solar cautery. You will notice that each differs in material points from the others. I did this to show that the concentrated rays of the sun could be utilized in the treatment of a large class of surgical diseases.

LAUS DEO.*

Excuse our enthusiasm. England had once a famous Parliament, one of whose members was named Praise God Barebone. It is known as the "Barebone Parliament." It was a good one in its way and is not yet forgotten. Neither will the present age of medicine be soon forgotten unless there is a premature ending of the world. It may well be designated the *Barebone Age of Medicine*. How can it be otherwise since the present medical profession has among its distinguished lights so learned a gentleman as Geo. W. Carey, A. M., M. D., D. C. L. We are deeply indebted to the said G. W. C. for an answer to "Many questions regarding the Schüssler Tissue Remedies."

We can approximatively guess at the nature of the "Many Questions" propounded to the erudite doctor by carefully perusing his answers.

The following cannot be far from the facts in the case:

1st. Ques. (From a doctor in Southwestern Missouri). What pharmacies keep on sale the Schüssler Remedies?

Ans. (By G. W. C.) Many; but "the _____ of _____, prepares these salts in so perfect a manner as to leave nothing to be asked for."

*Vide an illuminated pamphlet on Schüssler remedies, by G. W. Carey, M. D.

2d. Ques. (From a doctor in Texas) Where does the said pharmacy obtain its original goods?

Ans. (By G. W. G.) "When the sun of Bio-chemistry first rose above the horizon this firm caught the inspiration from its beams that it carried healing in its light, so at once sent various members of their firm to Oldenberg, Germany, to learn from the founder of the system, the immortal Schüssler, all that could be learned about the preparation, the best potencies, and the very best manner of preparing them."

3d. Ques. (From a doctor in Cincinnati.) Cannot these chemical remedies be made in this country?

Ans. (By G. W. C.) "Oh, question ruled out."

4th. Ques. (From a Georgia doctor.) What motive led you to enlighten the world on this subject?

Ans. (By G. W. C.) "The sole reason that I am more deeply interested in Bio-chemistry than I can express."

5th Ques. (By a chorus of doctors.) Why are you so interested?

Ans. (Not by G. W. C.) The immortal Schüssler says: "It's a great thing. That's enough for those who are guided by personal authority."

6th Ques. (From South Dakota.) Please tell us what these remedies can do?

Ans. (By G. W. C.) Certainly. "*Calc. phos.* works with *Albumen*—carries it to bone tissue, or any part of the body where it may be needed. Without lime phosphate, no bone can be made."

Chorus: Thank you, sir. A most valuable agent with a level head. The information is almost too new to be good.

6th Ques. (By the son of a doctor 10 years old.)* What disease does it cure?

This question was referred to a special committee, who reported: No cause for action.

G. W. C. (continuing) "*Calc. sulph.*, is used to clean out an accumulation of heteroplasm in the interstices of tissues, to cause the infiltrated parts to discharge readily; throw off the decaying organic matter, so it may not remain there dormant or slowly decay, and thus injure surrounding healthy tissue."

"*Calc. fluoride*, like phosphate, works with albumen also, but makes elastic fibre from it instead of bone. Elastic fibre,

*It is the son who is 10 years old—not the doctor.

with a slight change in composition with *Lime fluoride*, composes the enamel of teeth."

Chorus. (By doctors and dentists.) "For this much thanks."

G. W. C. (Continuing with some irritation from accumulating heteroplasm.) *Ferrum phos.*, carries oxygen to all parts of the body, and gives strength or toughness to the circular walls of the blood vessels. (What is done with the square walls deponent saith not.)

"*Potass. Chloride* conjoins with pure albumen and forms fibrin, which is used in all tissues of the body from toe-nails to brain cells, except bone. In bone the pure albumen is used. In nerve and muscular tissues the albumen is manufactured into fibrin by the artisans, *Potassium chloride* molecules, and used for building purposes."

It may be allowed to be an open question, whether, in our search through these pages, we are likely to find the real facts about the "Tissue Remedies," or instead, no more than Dr. Carey's ideas concerning them. Of Dr. C's. scientific status we know but little, nor does it matter, since he seems to be simply elaborating Schüssler's views. Bio-chemistry is but an infant among the sciences, pretended and otherwise, and stands upon insecure footing. While it should yet be in its swaddling clothes, its friends insist that it is a giant full grown.

So far there is a marked sense of eruptiveness in the information we have obtained from this pamphlet concerning the uses of *Calc. phos.*, *Calc. sulph.*, *Calc. fluor.*, *Ferrum phos.*, and *Potass. chlo.*

Dr. Carey will take the stand. Please go on doctor and tell us what further you know about the "Tissue Remedies."

"*Potassium phosphate* is human thought materialized. It has affinity for all organic substances—oil, sugar, albumen, and also water and oxygen, and from these it makes *the gray matter of the brain*. It is the greatest blessing in medicine the world has ever known; and when its range is fully understood by the whole medical profession, insane asylums will be a forgotten horror. If the State would adopt this treatment for the inmates of these awful prisons, they would be emptied of 90 per cent. of their prisoners."

Interruption (By the Court). Doctor, with so little science and so much pathos, we are fast losing *Sodium chloride*, and beg you to omit what you can and pass on.

G. W. C. (Quite unruffled). "*Silicia* uses both pure albumen

and fibrin. The molecules of this salt (common quartz) are sharp cornered; and where an accumulation of organic matter occurs are used to cut a way out." (A sort of civil engineer with a tunneling propensity. Is that it doctor?)

Here the postman enters and deposits a mass of letters from doctors of forty-four states and several territories.

Ques. (All as one man.) "Give us a few indications for the 'Tissue Remedies?'"

G. W. C. (reflectively) "*Calcium fluoride* is a remedy for tumors, caused by a relaxed condition of the elastic fibers of the connective tissue, blood vessels or lymphatics."

"*Ferric phosphate* is given for all congestions, inflammations and fevers. It cures rheumatism, vomiting, coughs, colds, * * * hæmorrhoids, congestive headache, incontinence of urine from weak sphincters, etc."

"*Kali mur.* It cures croup, diphtheria, dysentery, pneumonia. In alternation with *Ferr. phos.*, chronic catarrh, coughs, deafness from catarrh of eustachian tube, skin eruptions with small vesicles, etc."

We may note just here, that there are "Twelve Tissue Remedies," and we have so far evolved a fair sample of them. What need can there be of going further with them in detail? We cannot have misrepresented them, so far as we have quoted Dr. Carey's words, unless it should be that Dr. C. has failed to represent them correctly.

The first thing that strikes us, is that they do not appear to be Homœopathic remedies. No man of intelligence would claim them to be such, on the grounds presented by the writer of this pamphlet. They are simply foisted on the profession, are the dictum of the "immortal Schüssler." That Homœopathic doctors use them is no warrant of their Homœopathicity, so long as they use them on purely empirical data.

Everybody knows (unless Dr. Carey is an exception), that a drug must be *proven* before it is possible to use it Homœopathically.

It is not agreeable to have such a mass of crude empiricism thrown into the Homœopathic literature, while it is not any part of Homœopathic Materia Medica or Homœopathic Therapeutics. It may be there is something better than Homœopathy, but you cannot find it in the bio-chemic system. The term "tissue" as applied to these remedies involves an unwarranted assumption. That they can cure better, because they are found in the body,

than such remedies as *Acon.*, *Bell.*, *Nux* and *Puls.*, which are not concerned in the tissue structure of the body, is a piece of pure fallacy.

Besides, some of these remedies have been carefully proven, and need the word of no man, mortal or immortal, to warrant their use. Moreover, all of them have been studied and developed to fit our Homœopathic Materia Medica. Boericke and Dewey's work on these drugs gives us some scientific knowledge of their value, not as substituting Homœopathic remedies, but as being only a relatively small but important part of the great storehouse of drugs, properly proven by Samuel Hahnemann and his true followers.

T. P. WILSON, M. D.

Cleveland, O.

AVENA SATIVA IN SLEEPLESSNESS.

I should like to bring under the notice of Homœopaths a case which has lately come under my care, which, owing to the peculiarity of the symptoms, caused me to consider ere I undertook to prescribe.

A lady, aged 54, called at the Homœopathic Pharmacy of Fisher & Co. (of which I am manager), and asked me if I could recommend her any Homœopathic remedy for sleeplessness. I asked her if she knew any cause for it, and she replied in the negative, and at the same time added that she had everything the heart desired with the exception of sleep. I tried to fathom the cause, and informed her I would try to relieve her. I thereupon gave her the following: *Avena sativa* ϕ gtt. x in half an ounce of water, to be taken two hours before retiring, and to place a wet bandage round each wrist. The result that she slept from 11 p. m. to 7 a. m., and had a most refreshing sleep. She called next day to thank me, and said it was the first night's comfort she had had for three weeks. As this is an exceptional case, I trust you will think it worth publishing, and that it may be of interest to your readers.—*A. M. Hart, in Homœopathic World.*

“It (Quinsy) comes at any time of the Year, especially between Spring and Summer; it chiefly seizes young Men, and such as are of a sanguine Constitution, and red-hair'd People (which I have often observ'd) more than any others.”—*Sydenham.*

BOOK NOTICES.

WITH permission of the publishers the Boericke & Dewey *Twelve Tissue Remedies* has been partly translated into the Bengali language, and parts 1 and 2 have been published. The work so far was done by Dr. Anghore Chunder Sinha, "a licentiate in Allopathy and Biochemic Practitioner," but before its completion he died, and his brother, Dr. B. M. Sinha, will now complete it.

Dr. D. N. Banerjee's *Pocket Manual of Cholera in English and Bengali* has been received. Dr. Banerjee is founder and physician of the Calcutta Homœopathic Dispensary, in which work he has been largely aided by Dr. Schwabe, of Leipzig, Germany. Under "Diet" the author says: "In almost all the villages in this country pure water is very rare, which is the main cause of the Indian epidemic of cholera. There is no beverage so wholesome and agreeable as pure water, the main and natural drink of men: the water of village tanks, ditches and jheels, etc., are the cause of cholera, because they are not properly cleaned nor repaired in due time or at regular season." Dr. Banerjee's little pamphlet ought to be very useful, especially among the natives of India.

DR. ALEXANDER VILLERS has issued the following prospectus of the second number of his *International Homœopathic Annual*:

"At the beginning of March the *International Homœopathic Annual* will appear in a new and more compendious edition than the first. The favorable reception that the first series met with, and its appreciation on the part of our colleagues, apothecaries, societies and friends of Homœopathy, encouraged the editor to work incessantly at his task, in order to bring the book to its present standard of usefulness. The contents of the book are:

"1. The International Address book of All the Homœopathic Physicians with mention of their specialities, their exact addresses and their office hours.

"The International Address-book of All the Homœopathic Hospitals, with mention of the year of their foundation, their

organization and the management of the respective managers and physicians.

"3. The International Address-book of the Homœopathic Apothecary's and Chemist's Shops, etc., with mention of the proprietors.

"4. The International Address-book of All the Homœopathic Unions and Societies. The same are in the following countries (and comprise about 15,000 addresses): Germany, Austria, Hungary, Switzerland, Argentine Conf., Belgium, Brazil, Chile, Denmark, Spain, Great Britain and Ireland, Russia, India, Italy, Mexico, Netherlands, Peru, France, America, United States, Uruguay, Sweden and Norway.

"5. The Index of All the Homœopathic Periodicals.

"6. The Catalogue of the Scientific Works comprising the years 1890-1893.

"7. The General Synopsis by Dr. Villers of the new indications of remedies already known or newly introduced.

"8. The Compendium of All the Homœopathic Remedies, referred to in the total international literature of the years 1890-1893, by *Dr. Villers* and *Dr. Ulrich Azerodt* and many co-operators.

"9. Alphabetic Register of the physicians belonging to the 'International Address-book of Physicians.'

"10. Alphabetic Register of the Authors of the named literature.

"11. Interesting Communications about particular occurrences in the realm of Homœopathy.

"12. Advertisements."

Any Homœopathic physician, society, etc., who may not be entered in the *Annual*, is requested to forward particulars, address, etc., to Dr. Alexander Villers, Dresden, Germany, in order to make the work as complete as possible.

American physicians desiring a copy of this excellent and useful publication are requested to send their orders to Messrs. Boericke & Tafel, 1011 Arch St., Philadelphia, Pa.

The *Annual* will be published in March, 1894. The price to American physicians, including duty, will be one dollar per copy, postpaid.

DR. E. C. FISHER is out with a prospectus and blanks for a new work on the diseases of children. If the subscriptions come

in sufficiently to justify it, the book will be ready for the market by the first of January. It will make an octavo volume of about six hundred pages, and the price will be \$5.00 *net* in cloth binding, or \$6.00 *net* in sheep. Subscriptions may be made through the pharmacies.

THE Homœopathic publishing house of Messrs. Boericke & Tafel have in press a new work from the pen of Dr. W. A. Dewey, late Professor of Materia Medica in the Hahnemann College of San Francisco, and one of the authors of "The Twelve Tissue Remedies," under the title of *Essentials of Homœopathic Materia Medica; being a Quiz Compend. upon the Principles of Homœopathy, Homœopathic Pharmacy and Homœopathic Materia Medica.* There can hardly be a question that this book will be one of the most popular with students of Homœopathy ever published, and it may be safely predicted to really "fill a long-felt want." It gives the student, and the inquirer into Homœopathy from the old school, just the information most [needed by beginners. Very tersely, yet clearly, the questions and answers cover the ground of Homœopathic philosophy, medicines and pharmacy, and then the remedies are taken up and treated in a manner that will make the student's heart rejoice.

If there are no unlooked for delays, the book ought to be completed by the middle of November, and, to borrow a phrase from the brilliant Burnet, it will be "a winning horse in the Medical Derby."

ABOUT four hundred pages of Dr. J. C. Wood's illustrated "Text-Book of Gynecology," are off press, but there are a good many more yet to follow. It will be an honor to the Homœopathic profession when completed, a book to be proud of. Dr. Wood has recently removed from Ann Arbor to Cleveland, Ohio.

THE "Life of Hahnemann," on which Dr. Bradford is bestowing so much care and research, continues to grow in interest. This work, it is believed, will perform a great use in Homœopathy by reducing the now scattered facts of Hahnemann's life to order. When this book is completed Hahnemann may be appealed to with much more accuracy than in the past.

Homœopathic Recorder.

PUBLISHED MONTHLY BY

BOERICKE & TAFEL,

1011 Arch Street, Philadelphia, Pa.

SUBSCRIPTION, \$1.00 PER ANNUM.

Address communications, books for review, etc., for the Editor, to E. P. Anshutz P. O. Box 921, Philadelphia, Pa.

ONLY A LOCAL QUESTION.

The *Buffalo Medical and Surgical Journal*, in commenting on the now famous speech of Mr. Ernest Hart, at the Pan-American Congress, wherein he charged the Homœopaths with being "quacks," proved it by the dictionary, and made a spectacle of himself generally, says: "It seems a pity that the otherwise harmonious proceedings of the Congress should have been disturbed by such an address. However much we may be willing to tolerate a discussion on ethics in our local societies, we have always held that a national or international congress was not the place to deal with this question. It applies entirely and totally to the local societies, and Mr. Hart makes a mistake when he comes to America and drags in such questions gratuitously, as he did both in Milwaukee and in Washington. We hope our Homœopathic friends will not be disturbed by Mr. Hart's dogmatic assertions, or conceive any dislike to the Congress on that account, for we beg to assure them that it was entirely foreign to the purposes of the Congress to have any such matter interjected into its proceedings. We hope it will be excluded from the transactions."

While the thanks of Homœopaths are due to the *Medical and Surgical Journal* for its courtesy, there is no danger of them being disturbed by the outcries and shoutings of men like Hart, or our own beloved Philadelphia Don Quixote, Gould. Homœopathy has grown to such stalwart proportions that it can laugh at such exhibitions. There is one thing, however, that Homœopaths should be glad to learn, and that is that the Allopathic question as to whether they are quacks or not is a purely local one. Mr. Hart seems to think it is an international one, and in a sense he is right, for surely if a straight-out Homœo-

path is a quack in one place he is a quack in all places. Yet this has its legal limitations; for instance, in Pennsylvania the State now recognizes three schools; hence, if any one of these three chooses to denominate the members of the other two as "quacks," as Dr. Gould was fond of doing, he is in very considerable danger of a libel suit. Ethically, of course, from the old Allopathic point of view, every physician, not an Allopath, is a quack; but ethics are not law, and some fine day a libel suit may settle men like Hart and Gould, and the whole question, in very short order.

MORAL, IN ADVANCE: SUBSCRIBE FOR HAHNEMANN'S CHRONIC DISEASES.

"Do you ever stop to think, you liberalist in Homœopathy, where our system of practice would have been to-day had Hahnemann, Jahr, Hartmann, Boenninghausen, Hering, Dunham, and other bright and shining lights in Homœopathy, the men who made it what it is, followed out your ideas and practices and called upon Homœopathy in the simpler conditions only? Did they not succeed better with their applications of *Aconitum*, *Belladonna*, *Chamomilla*, *Hypericum*, *Ignatia*, *Arnica*, *Bryonia*, and other similar and tried and proven remedies for various conditions of pain and distress than you are to-day succeeding with the coal-tar derivatives and the opiates and the salicylates, etc., of the old school? Could they have forged the links in the chain which has made Homœopathy a substantial, living, breathing and growing system of medicine had they mottled it and marred it and daubed it all over with the practices of the old school, the Eclectics and others, under the guise of being "liberal" Homœopaths? Do we not all know that it would have been utterly impossible for Hahnemann to have set the Homœopathic ball rolling properly had he clogged its wheels with the mire of Allopathic methods from the start? And will it do for us to-day to suggest that we are better Homœopaths and better practitioners, and that we get better results than Hahnemann and the Homœopaths of the first half-century of Homœopathy? It is but too true that we do not as often get the better results accorded to Hahnemann and his followers in the treatment of the severer diseases as we would if we followed more closely to the line of the law in the selection of our remedies. * * *

“But, beyond all and above all and over all we need more of the study of the Organon and Grauvogel and Dunham, and more of the practice of Hahnemann and the early fathers of the system to which we claim to owe and hold allegiance. This given and the opiates and coal tar derivatives and proprietary remedies generally relegated to the place and field to which they honestly and properly belong, and we will surely have a revival in Homœopathy which shall shake us from Europe to America and the isles of the sea, and which shall make us better Homœopaths, better practitioners of medicine, better helpers of the people. The Homœopathy of Homœopathy's fathers is what we need, and speed the day when we have more of it and a better article than is in use now by either the extreme or crude men of our profession.”—*Fisher, Medical Century.*

That's straight talk, Dr. Fisher, and the men of Homœopathy cannot aid it better, if they want this revival of Homœopathy, than by subscribing to the proposed new translation and edition of Hahnemann's *Chronic Diseases*. If two in every hundred Homœopathic physicians are willing to subscribe the work will be re-issued, but if these cannot be found after a diligent search the matter will be dropped, for it would be financial foolishness for any one to put his money into a book of this nature after failing to get a sufficient number of subscriptions to pay for paper and type-setting.

The terms on which it is proposed to issue this great work are as follows: An entirely new translation will be made of the whole work, the pages of the book will be of a size uniform with the English edition of the *Materia Medica Pura*, the paper will be a first-class machine finish, type and printing first-class, binding, half Morocco; the volume, it is estimated, will be of about 1,300 pages; the subscription price is eight dollars *net, delivered post-paid, and payable on delivery.*

All that the publishers ask is a sufficient number of subscriptions to guarantee them against serious loss; as soon as these are received the work will be pushed through as rapidly as possible. Don't wait for others to subscribe, but subscribe yourself through your pharmacist or direct to the proposed publishers, Boericke & Tafel, 1011 Arch St., Philadelphia, Pa.

MINUTE LOCALIZATION.—Paradoxical as it may seem, we may sometimes, on the other hand, get our best indications in the

minutest localizations; but, that these readily harmonize with the other, is plain enough.

Dr. Jacob Jeans, of Philadelphia, was an expert in this line of study; *e. g.* in his discovery of the specific relation of *Stramonium* to the hip-joint, especially of the left side.

Dr. A. Fellger also contributed to it; as in his indications for *Aurum*, *Mercury* and *Kali bichromicum*, in Syphilis, relating them respectively to the palate, the fauces and the pharynx. And many others might be named. The best guide, in this particular study, is Allen's edition of Bönninghausen's *Therapeutic Pocket-Book*, or Repertory, in which "Locality" is pretty thoroughly wrought out, and the "sides" of the body, etc., presented under each heading. *Further minuteness*, however, can be secured by subsequent reference to the *Materia Medica*, and by clinical observation.—*J. C. Morgan, M. D., in Medical Advance.*

MAJUMDAR'S THERAPEUTICS OF CHOLERA.

This is a neat little book of thirty-eight pages, the first portion of which was delivered as an address before the recent World's Homœopathic Congress. The therapeutics offered to us through this medium are the results of fourteen years of hard work, and as Dr. Majumdar's life has been spent, and work done, right where cholera makes its home, it goes without saying that the hints given us here must be of the greatest value. It is a practical little book. Prophylactics receive their full share of attention, together with the best means for combating the disease, if it once gains a foothold. Symptomatic indications are very fully considered, and taken all in all Dr. Majumdar's book is very readable, very practical, and of the greatest use and value to all.—*Minneapolis Homœopathic Magazine.*

The price of the book is 50 cents, *net.* By mail, 54 cents.

CONSIDERING its large circulation the advertising rates in the HOMŒOPATHIC RECORDER are relatively lower than in any other Homœopathic journal. It may as well be understood in advance, however, that the RECORDER will not agree to publish "several well written and strictly scientific articles" as reading matter in connection with advertisements.

PERSONAL AND IMPERSONAL.

Dr. L. B. Parkhurst has removed from Northampton, Mass., to Allston, Mass.

"Wherever there is a heart and an intellect the diseases of the physical frame are tinged with the peculiarities of these."—*Hawthorne*.

Dr. Brainerd (*Southern California Practitioner*) says no one is taken at Keeley Institute who cannot show up the hard cash for three weeks in advance.

If Dr. Naegeli's advice to people to yawn as often as possible and on all occasions is followed man will soon cease to be a gregarious animal.

"Homœopathy is the creed of those who suffer from minor maladies and cultivate elegant varieties of invalidism." So says raucous "J. C. B.," of *Oidium Medicum* fame. Wonder if he ever heard of cholera and yellow fever, and the death rates of Allopathy and elegant Homœopathy in them.

F. F. Eckman, V.S., 142 N. Broad Street, Philadelphia, says he has not lost a single case of tetanus since he has been using *Passiflora inc.* for that disease.

A member of Peary's expedition writes that "Ta-ra-ra-boom-de-ay" was raging in Upernavik, Greenland, when they reached that remote place. He'll meet "After the Ball" on his return.

The President of France has conferred the title of Commandeur on that eminent Homœopathic physician, Dr. D. N. Banerjee, Calcutta, India.

"The physician who takes no notes of his cases resembles the artist who professes to draw from recollection."—*Hering*.

In Colorado the county commissioners advertise for bids for "curing" the county drunkards by "gold cure." This actually is fact, not fake.

What a lot of learnedly scientific articles are appearing in the journals on peroxide of hydrogen (—'s). All original, of course.

"It is strange that some physicians pay so little attention to the quality of the drugs they use."—*Medical Brief*.

Dr. Henry G. Hanchett has removed to 226 Hancock St., Brooklyn, N. Y.

When the world was young! Ah, but the world is bright and young and the dew is on the grass, or it is old and dusty, as *we* individually see it.

Dr. W. A. Dewey, of 170 W. Fifty-fourth Street, New York, is now associate editor of *Medical Century*.

"A medical graduate who needs to be publicly admonished not to drink or swear, or wipe his nose on his sleeve, and to be a good Christian, ought not to be graduated."—*Kraft on Pre-Diploma Speakers*.

Dr. Bradford's *Life of Hahnemann*, now running in the RECORDER, is exciting general interest; in fact it is a hit, and when issued in book form will command attention in the literary world outside of Homœopathy.

The RECORDER is only one dollar per year, and is now published every month. Its a good dollar's worth. Subscribe for it.

"Novelty is, indeed, a capital crime in the eyes of the orthodox school, which, settled down upon her old lees, subjects the reason to the tyranny of antiquated routine."—*Hahnemann, Materia Medica Pura*.

"When Dr. Ernest Hart quacks of the wonders of Allopathy he is getting dangerously near the line himself."—*Chicago Post*.

"It will not do to call Homœopaths quacks."—*Chicago Herald*.

Dr. Ernest Hart, according to *Cerebrine Hammond* (*New York Medical Journal*), is interested in the Appollinaris Water, for which he secured much free booming.

THE HOMŒOPATHIC RECORDER.

VOL. VIII. PHILADELPHIA AND LANCASTER, NOV., 1893. No. 11.

(Copyright applied for.)

THE LIFE OF HAHNEMANN.

By Thomas Lindsley Bradford, M. D.

[CONTINUED.]

CHAPTER XXI.

REMOVAL TO LEIPSIK—LETTERS FROM SISTER CHARLOTTE—WISH
TO ESTABLISH A SCHOOL OF HOMŒOPATHY—DISSER-
TATION ON HELLEBORE—ALLOPATHIC PRAISE
LECTURES COMMENCED.

In the early part of the year 1811 Hahnemann removed to the great medical city of Leipsic, in order to engage more actively in the propagation of his new system by means of didactic lectures.

What a marvelous variety of changes had compassed the life of this man since the time when he departed from the great city a boy of twenty-two with the future all before him. Vienna, Hermanstadt, Erlangen, Dessau, Gommern, Dresden; the momentous discovery at Leipsic; Georgenthal, the Wander-years afterwards, and Torgau with its literary results, until now, with a name well-known in all Germany, with a new and superior system of medicine to his credit, he, a man of fifty-six years, and as he called himself—cosmopolite—once more turns towards the scene of his earlier student life.

Trial, sorrow, privation, malevolence, falsehood, all had followed him like shadows; yet had he gone patiently and manfully on in the path he had determined to follow. Now he returned to Leipsic to teach to others the truths that God had permitted him to discover; to disseminate a certain law of healing for the good of his fellow-men.

In this place two letters from his sister Charlotte may be of interest.

Charlotte was Hahnemann's favorite sister. For her first husband she married the Rev. A. B. Trinius, of Eisleben; after his death she wedded General Superintendent Dr. Muller, of Eisleben. The younger son of whom she speaks in the second letter, as seeing in the train of the Duchess Antoinette, of Wurtemberg, whose body physician he then was, was Hahnemann's favorite nephew, Trinius, and he was greatly distinguished as a botanist, physician and poet. Some further account of him may be found in the chapter concerning Hahnemann's family.

It is said of this lady: "Hahnemann's amiableness as a man is strikingly exemplified by the fact that he was dearly beloved, not only by his pupils but by his relatives, and the expressed opinion of the latter is extremely valuable in that connection; his eldest sister, the wife of the General Superintendent Muller, in Eisleben, deserves special mention. She possessed a most estimable character, and was extremely pious, learned and benevolent, and her ripe scholarship induced many young people to study more diligently. Hahnemann and his wife were her darlings. The following letters written at a very important period of her life permit a glimpse into the depths of her mind and heart:" *

"My Dear Brother: How much; O, how much, I should like to press thee and thine once more to my heart in this life! I would have traveled round the world to have done it; but, unfortunately, all thy news makes all, yes all, impossible. So then thou hast been right well, thou who hast been so mindful of me.

"Not a day passes that I do not offer a prayer for thee to God, who loves us all so much that in order to procure everlasting happiness for us, and to confirm his own attributes, He assumed the person of Jesus Christ for us all. Come all ye dear ones whom I would press to my heart at this solemn moment, and would greet with the greeting of love, come. We should permit no day to pass in which we do not pray for help from the Holy Spirit to enable us to be duly and truly thankful to the Father and His Eternal Son that He cares for us. How happy and well have I felt in the midst of my pains and griefs during the last thirty-four years; for thus long has it been that Jesus Christ has been my wisdom, righteousness, salvation and redemption.

* "Biographisches Denkmal," p. 100.

“When you receive these lines I shall be on my way to where God called me, and where he caused manna to grow for me, a poor woman destitute of all property, and where I shall still use the faculties with which he has endowed me.

“My sons have just learned through me that I am going to Curland.

“Count von Lieven has written me an extremely kind letter, and has provided me with a pass and travelling expenses.

“When I shall have been in Senten for a little while I will send you a true account of my condition.

“May Leipzig be the scene of all the earthly happiness that it is possible for thee to enjoy in this world.

“Alas, my dear brother, I cannot tell thee all that my soul would express.

“Thy loving sister,

“CH. G. MULLER.

“*Edersleben near Eisleben, June 18, 1811.*”

“SENTEN, October 17, 1811.

“*My Dear Brother:* I declare to thee that there passes scarcely a day that I do not think of thee, thy wife and children, and think of thee so justly with love, too. What it has cost not to see once more you all whom I would press to my heart from the eldest to the youngest that knows how to love, can be better felt than described. I had a pleasant journey, which was without any important happenings; in fact, I was not seasick once during the twenty-four hours that we were crossing the Gulf of Curland.

“Three delightful stops, in Halle, Berlin, and Königsberg, respectively—in all of which places there reside dear acquaintances of mine—added pleasure to the journey. How kindly and kinsmanlike I was received! I met Count and Countess von Lieven at the house of Herr von Sacken, the Countess’s father. I rested there eight days, and then went on with the Count’s family to Senten. If thou wouldst understand my position, it is that of a loving mother.

“I have now been here three months, and can bear testimony of two kinds: one kind is that what I teach the Countess is more like a pleasure than a burden; and the other, that no time is ever tedious here, for there are too many changes. I had formed a different opinion of Curland.

“Almost everything here betokens prosperity, and I had supposed that the inhabitants were poor and wretched.

“The weddings of the serfs, or bondmen, here cost one, two, and three hundred thalers; and whoever is not in good circumstances has himself to blame for it. Plenty prevails almost everywhere, and especially at the farmhouses. Breakfast at our house here consists of white and black bread, butter, cheese, pickled salmon and herring, a kind of sea fish called lamprey, sugared rum, liquor and orangeade. At the close of meals, however, there is no intoxication. Permit me to say that I am frugal, and in good health.

“I saw my eldest son for a few hours in the forenoon before I reached Frauenburg. He almost got on his knees and begged me to go live with him, and wished to share with me all that he had; but so long as I have my strength I will not eat the bread of my children. If I do not utterly mistake I may be buried here at the Lieven homestead.

“I saw my youngest son in the cortegé of the Duchess of Wurtemberg, on its way from the sea baths to Witepsk, in Russia.

“It seems as if God had allotted me a resting place for the remainder of my life here in this dear family, where I might enjoy the most inspiring of all realities. Jesus Christ has made us unto wisdom, righteousness, salvation and redemption. My heart lives therein, and I am happy and of good cheer.

“Thy Sister,

“MULLER.

“She loves thee with her whole soul.”

From the time of Hahnemann's settlement in Leipsic may be reckoned a new and important epoch in his life. Heretofore he had been driven from place to place, by the jealousy and bigotry of the physicians, and their allies, the apothecaries. He had endeavored by every possible means that an honest man could devise to persuade the doctors to try the new and simple system. He had, in his writings, placed the matter in a temperate way before the reading portion of the profession. He had carefully explained the path by which he reached certainty from the doubts of the old and imperfect methods of practice.

It had been all in vain, and now he gave up all thoughts of argument and of kindness; persecution had made him bitter. From this time he became a most uncompromising foe to those who would not listen believingly to his doctrines.

He gave up the idea of modifying in the least degree the pre-determined opinions of the older physicians. He turned to the students and the younger doctors who, as yet, were not so firmly fixed in prejudice, and who were willing to submit, with some degree of fairness, these new and startling theories of medicine to a reasonable test.

He soon collected from the students, congregated at Leipsic, a select coterie, to whom he commenced to teach his doctrines.

His first desire had been to establish a college with a Homœopathic hospital attached, but this he could not do, and therefore he resolved to deliver lectures upon the principles of his beloved Homœopathy.

Albrecht says: * "Hahnemann resolved to move to Leipsic to devote himself to instructing the pupils of the Medical Department of the University. When he asked for the privilege of delivering lectures, Rosenmuller, who was then the Dean of the Medical Faculty, told him that a doctor extraneus, although he is legally entitled to practice medicine, has not for that reason the privilege of delivering lectures, but that he must first gain such a privilege by the vindication of a dissertation with a respondent from the Medical Schools, and that he must pay to the Faculty a fee of fifty thalers. Then he becomes a member of the Faculty and may announce his lectures both in the catalogue of Lectors and by public posters."

In accordance with this regulation Hahnemann was now compelled to pay the usual fee, and to defend a thesis before the Faculty of Medicine.

In defending a thesis according to the law of the Universities of that day, the candidate was obliged to present it before a mixed body of scientists, and be prepared to defend it from criticisms and attacks that any one of his medical listeners might make against its truth.

On the 26th of June, 1812, Hahnemann presented a Latin thesis, entitled "A Medical Historical Dissertation on the Helleborism of the Ancients."†

His son Frederick acted as the respondent. The thesis was a marvel of research and erudition, concerning the white hellebore of the ancients, which he proved to be identical with the *Veratrum album* of the present.

*Albrecht's "Leben und Wirken," p. 30.

†Published in Hahnemann's "Lesser Writings," New York, 1852, page 569.

He referred to many of the earlier writers, and in such a way as shows distinctly that he must have carefully studied their writings.

In order to have written this he must have read in their original language, the works of Avicenna from the Arabic, Galen, Pliny, Oribasius, Herodotus, Hippocrates, Ctesias the Coan, Theophrastus the Eresian, Haller, Scaliger, Dioscorides, Murray, Pallas, Vicat, Lucretius, Celsus, Jacquinus, Salmatius, Antyllus, Grassius, Muralto, Gesner, Bergius, Greding, Unter, Lorry, Reimann, Scholzius, Benevenius, Rodder, Lentilius, Strabo, Stephanus the Byzantine, Rufus, Ætius the Amideman, Rasarius, Archigenes, Aretæus of Cappadocia, Plistonicus, Diocles, Themison, Cælius Aurelianus, Alexander of Tralles, Paulus of Ægina, Johannes, Massarius, Petri Belloni, Pzusanus, Mnesitheus, Rufus the Ephesian, and many more.

The above medical writers are referred to in no superficial manner. Hahnemann must have read carefully each one of their writings, in order to quote them in the manner he does. In the Latin pamphlet published at the time, there are foot notes on every page, and these references are very circumstantial, both in regard to the subject, but also concerning the writer.*

He often corrects mistakes in the old writings, stating carefully wherein each one is wrong. Thus on page 603 he says: "Pliny is, however, wrong in here stating Phocian Anticyra to be an island for it was situated on the continent, half a mile from the port. Pausanias has described its position." On page 613 he speaks of restoring a word in Sarrazin's text of Dioscorides, and says that he is fully borne out by Avicenna's Arabic version. On page 615 he says: "Ætius is wrong in saying that Johannes Actuarius was the first to allege that *Hellebore* acts without difficulty."

Of Mesne he enters into particulars on page 594: "He flourished in the reign of caliph Al Rashid, about the year 800, a man of such celebrity that he was termed the evangelist of physicians."

From all these writers he culls, and refers to the book and passage in the writings of each in which any mention is made of the *Hellebore*.

In order to do this their pages must have been all turned

*"Dissertatio Historico—Medica de Helleborismo veterum," Lipsiæ, 1812.

over, and he must have read in Hebrew, Greek, Latin, Arabic, Italian, French, English and German

It is needless to say that no one attacked this wonder of philological research. All his hearers were amazed. The Dean of the Faculty publicly tendered his congratulations.

And yet, a few years later this master of medical learning was hounded out of Leipsic by physicians who said he was not capable of preparing his own medicines; they even burnt those medicines, so great was their prejudice against the man!

Albrecht tells the following anecdote to illustrate the effect that Hahnemann's scholarship had upon the physicians at the time: *

"A Dr. Huck, of Lutzen, a small city near Leipsic, writes thus to a friend in Penig: Dear Friend—Though I seldom talk to any one about one of the greatest thinkers of all the centuries, yet I gladly write to you about the man who, by evident proofs of his great ability, has in a short time wholly won over to himself the unprejudiced portion of the medical as well as the non-medical learned men of Leipsic. To hear Hahnemann, the keenest and boldest investigator of nature, deliver a masterpiece of his intellect and industry, was to me a truly beatific enjoyment. I returned home as if in a dream, and a wilderness seemed to surround me, as I was obliged to acknowledge to myself, 'You are not worthy to loose the latchets of his shoes.'

"He will deliver a private lecture at Michaelmas. I shall be a student next year again, and if unforeseen circumstances do not prevent, will see what I can derive from this inconceivable source. If Hahnemann would stoop to act contrary to his noble character and play the hypocrite, like so many other (seemingly) great men, even the most renowned citizens of Leipsic would be obliged to lower their pretensions. Most of his opponents were so candid and courteous as to acknowledge that they were wholly of his opinion, medically speaking, and they thought that any one in order to say anything would be obliged to discuss the matter philologically. He covered himself with renown and remained victor.

"Had it not been a very unsuitable time to look for him on that day, I would have gone to him, and would have voluntarily and unconditionally betaken myself to his banner."

This letter is dated Lutzen, August 9, 1812. Albrecht adds in a note: "The physician, of whose letter this is an extract, as

*"Leben und Wirken," p. 30. "Biographisches Denkmal," p. 31.

a token of his high regard for Hahnemann, christened his son Luther Reinhard Hahnemann."

Hartmann says of this period of his life:* "With the year 1811, when Hahnemann chose Leipsic as his place of residence, begins a new and very highly important era in his life. He doubtless moved to Leipsic to deliver lectures and thus to make accessible to the young medical students his new system of medicine, as he well realized that it would always remain a terra incognita to the physicians of the old school. For this purpose he became one of the Faculty through his disputation, and also wrote his 'Historico-Medical Dissertation on the Helleborism of the Ancients,' and publically vindicated the same on June 26, 1812, having selected as his respondent his son, Frederick Hahnemann, then a Baccalaurate of Medicine. There was at that time but one opinion concerning his intellectual and scholarly treatise, and Ludwig, then Dean of the Medical Faculty, publicly eulogized him for it."

In December, 1811, he had the following announcement inserted in the *Reichsanzeiger*:

"MEDICAL INSTITUTE."

"I feel that my doctrine enunciated in the 'Organon of Rational Healing' aroused the highest expectations for the welfare of the sick, but by its very nature it is so new and striking, and not only opposes almost all medical dogmas and traditional observations, but also deviates from them as widely as heaven from earth, that it cannot so readily gain entrance among the otherwise educated physicians of my time, unless practical demonstration comes to its assistance.

"In order to effect this object among my contemporaries, and thus show them by the evidence of sight that the truth of this doctrine stands firmly upon an irrefutable basis in its whole extent, and that the Homœopathic method of healing, new as it is, is the only acceptable, the most consistent, the simplest, the surest and the most beneficent of all earthly ways of healing human disease, I have decided to open here in Leipsic, at the beginning of April, an Institute for Graduate Physicians.

"In this Institute I shall elucidate in every respect the entire Homœopathic system of healing as taught in the 'Organon,' and shall make a practical application of it with patients treated in their presence, and thus place my pupils in a condition to be able to practice this system in all cases themselves.

* *Allg. Hom. Zeit.*, Vol. 26, p. 180.

"A six months' course will be sufficient to enable any intelligent mind to grasp the principles of the Homœopathic law of cure."

Hahnemann thus announced his first course of lectures on the theory and principles of Homœopathy, and said that in them he would explain the principles of the "Organon." They were commenced in April, 1812.

He gave two lectures weekly, on Wednesday and Saturday afternoons, from 2 to 3 o'clock. These lectures were continued semi-annually during his entire stay at Leipsic, from 1812 to 1821.

As an example of Hahnemann's method of selecting the remedy the following letter addressed to Stapf, in 1813, may be interesting. It was first published by Dr. Hering, in the *Homœopathic News* of Philadelphia, 1855, and then was copied into the *Zeitung* for June 25, 1855.*

Stapf consulted Hahnemann about his own child. At this time the first part only of the *Materia Medica* had been published. Stapf does not seem to have reported the symptoms very carefully, and he had mentioned as possible remedies, *Nux vomica*, *Chamomilla*, *Pulsatilla* and *China*. In the original letter Hahnemann, in mentioning the symptoms, calls them also by numbers.

"Notwithstanding that *Nux vomica* 795 produced perspiration standing on the forehead; 826, perspiration when moving; 830, in general, perspiration during sleep; *Chamomilla*, 826, perspiration especially about the head during sleep; *Pulsatilla*, perspiration during sleep, disappearing when awaking; *China*, perspiration when moving (crying), perspiration in the head especially (but also in the hair); there is more indication for *Pulsatilla* by the itching of the eyes, which *Pulsatilla* has, especially with redness in the external corner of the eye after rubbing, and with agglutination of them in the morning; if not, *Ignatia* would be preferable, which also cures itching and redness, but in the internal corners with agglutination in the morning, in case the child's disposition is very changeable, now too lively, and then peevishly crying, which *Ignatia* produces; and if there should be, at the same time, a great sensitiveness to the daylight when opening the eyes in the morning, which also is caused by *Ignatia*; or, in case of a mild disposition and a weep-

**Allg. Hom. Zeitung*. Vol. 50, page 64. *Hom. News*, Phila., 1855, page 5.

ing mood in the evening, and a general aggravation of symptoms in the evening, *Pulsatilla*.

"The frequent awakening during the night indicates *Ignatia* more than *Pulsatilla*, the latter has more a late falling asleep. The itching of the nose has been observed mostly from *Nux vomica*. *Ignatia* and *Chamomilla* have both, the latter more—pain during micturition. *Pulsatilla* the most pain before urinating. The loud breathing has been observed of *China* and *Nux*—from the latter especially during sleep.

"As these remedies correspond much with each other (*China* excepted), and one corrects the faults and bad effects of the other (if only *Ignatia* does not follow *Nux*, or *Nux* is not given immediately after *Ignatia* as they are not well suited to follow one another, on account of their too great medical similarity), you yourself can judge now, as to the succession in which you may choose to employ *Ignatia*, *Pulsatilla*, *Nux vomica*, *Chamomilla*, if the first, or one of the others, should not alone prove sufficient. To give *Chamomilla* there ought to be more thirst at night than at present, and more irritability. *China* has little or nothing for itself, and is therefore not to be chosen."

Hahnemann's lectures were attended both by students and physicians, old and young, nor were these confined to the members of the medical profession; others, as in the case of Baron von Brunnow, who was a student of law, listened to the new propaganda of this enthusiastic old man. The fame of his marvelous learning, the desire to understand something of the new truth of medicine, and the wish, no doubt, to hear the man who was making such wonderful cures, all were factors in attracting many to his lectures.

We are indebted to Dr. Franz Hartmann, one of his pupils at that time, for very much that we know concerning his life and teaching in Leipsic. He says that had Hahnemann not been so bitter in his abuse of the old school of medicine and its adherents, he would have attracted more real followers.

One can readily understand the reasons for this bitterness on the part of this old man, for he was then nearly sixty years of age; he had been driven from place to place, his statements laughed at, his knowledge scorned, his efforts at conciliation met with calumny and lies.

He had long before this time ceased to use his former methods of temperate argument. He now exercised little patience for the men who condemned his doctrines without investigation.

During this time he was working upon the "Reine Arzneimittelehre," or "Materia Medica Pura." The first volume was published in Dresden by Arnold in 1811; the second and third volumes in 1816; the fourth in 1818; the fifth in 1819; and the sixth in 1821. In 1819 a second edition was published by Arnold.

The "Materia Medica Pura" consists of a record of the symptoms obtained from different medical substances proven upon the healthy body by Hahnemann and his disciples. In the preface to volume I. he says:

"I forbear writing a criticism of the existing systems and modes of preparation of remedial agents. Physicians imagine that they can judge of the remedial virtues of medicinal agents by their color, taste and smell; they suppose they can extract these virtues by distillation or sublimation in the shape of phlegma, ethereal oils, pungent acids and oils, volatile salts, or from the caput mortuum, they imagine they can extract alkalies and earths almost by the same processes, or agreeably to the modern method, they dissolve the soluble parts of those substances in different liquids, inspissate the extracts, or add many kinds of reagents for the purpose of extracting resin, gum, gluten, starch, wax and albumen, salts and earths, acids and alkaloids, or converting the substances into gases.

"In spite of all these violent transformations the medicinal substances never showed the remedial virtues which each of them possesses, the material extracts did not embody the curative power of the respective medicinal substances. That power cannot be presented in a tangible form but can only be recognized by its effects in the living organism.

"The day of the true knowledge of remedies and a true system of therapeutics will dawn when physicians shall abandon the ridiculous method of mixing together large portions of medicinal substances whose remedial virtues are only known speculatively or by vague praises, which is in fact *not to know them at all.*"

In the prefaces to the several volumes he mentions the fallacies of polypharmacy, the advantage of prescribing according to a simple and fixed law. He makes careful explanations of the experiments whose results are recorded, gives the order in which the symptoms of the drugs are classified and arranged, with explanations of certain obscure symptoms.

As a preface to volume IV. he publishes the essay: "How is

it Possible That Small Homœopathic Doses Should Have Such great Power?"

In this he advances his theory that minute subdivision of a substance increases its power of medicinal action.

Under each remedy is first an introduction, giving its method of preparation and best limit of attenuation, with general remarks on its action on the system; then follow the symptoms, classified according to the parts of the body.

In the German editions these symptoms are numbered. It was originally issued in six volumes, and contained the provings of fifty-four remedies.

In 1813 he published in the *Allgemeine Anzeiger*, for March, an article on "The Spirit of the Homœopathic Healing Law." This was a résumé of the truths regarding the effects of remedies prescribed in accordance with the Homœopathic law. It has been many times republished. It is to be particularly noticed, as it was the first essay on the subject of Homœopathy printed in the United States. It was translated into imperfect English by Dr. Hans Birch Gram, and published in New York city in 1825.

[TO BE CONTINUED.]

TWO MORE BACILLINUM CASES.

CASE 1.—A lady, 58 years of age, has had asthma for 41 years, and for many years has been said to have consumption. Her attending physician claimed the right lung was nearly or quite gone. She had not been able to lie on the right side for years, up to last February. The daughter told me she expected to be called home any day, as the physicians had given her up to die; so I sent her a few doses of *Tuberculinum* 30, and she began to improve; has had a very good summer, goes about the house, lies on the right side—in fact is very comfortable, only she still has the asthma.

CASE 2.—A young lady, æt. 22, had pneumonia about three years ago. After getting apparently well, began to be troubled about breathing, till finally, when I was called to see her, last February, she could only breathe with the mouth open; could get the air only into the upper part of the lung; could not walk about on the floor without stopping every few minutes to get her breath; could go up two stairs only without stopping to rest;

had not menstruated for three months; had fever and night sweats, and apparently was soon going to die. In ten days from the first dose of *Tuberculinum* she began to menstruate; in six weeks she could breathe with her mouth shut as well as ever nearly, and two months ago, the last time I saw her, she was apparently well.

Have had four other cases through the spring and summer which have done wonderfully on the same drug. To all appearances they are well.

C. S. COOPER, M. D.

Skaneateles, N. Y., Oct. 19, 1893.

STILL TRYING TO STEM THE TIDE OF HOMŒOPATHY.

To the Editor of the RECORDER.

Pardon the intrusion upon your valuable space, but feeling justly indignant at the attempt upon the part of the Medical Association of this city to do me an injury in a professional way, and unlike those worthy adherents (?) to the code of ethics of the Old School, I have *not* a weakness for free advertising through the secular press, permit me to more fully explain the situation than my card in a recent issue of the *Washington Post* and professional dignity would allow. A few days prior to this action of the Medical Association, in my rounds I accidentally met with Dr. Edward Lee Morgan, and replied to his question as to whether I had become a Homœopath in the affirmative, and also that I had tendered my resignation of membership to the Medical Association and Society of this city, hence judge of my surprise at seeing the article in the *Washington Post* of October 5th, alleging to have charges against certain physicians of this city, myself among the number, for "having gone over to the camp of the Homœopaths," and that Dr. Edward Lee Morgan, who only a few days before acknowledged to me of the success he had met with in the treatment of vomiting with *Ipecac* in the much abused infinitesimal dose of the Homœopath, had been appointed as a member of a committee of investigation by this body to look into this departure of mine from the paths of professional rectitude. Comment, Mr. Editor, upon such an absurdity as this would, indeed, be out of the question; suffice it therefore to say that if Dr. Edward Lee Morgan would turn upon

his tour of investigation from *my actions* to the light of truth that his experiences in a Homœopathic way have cast upon him, and finally reach, as every intelligent and honest investigator *always* does, the brilliant significance of "*Similia Similibus Curantur*," he would have less time to attempt to undermine the reputation of a brother practitioner.

Very respectfully,

JOSEPH N. GARDNER, M. D.

Washington, D. C., October 7, 1893.

RESOLUTIONS PASSED BY THE NEW YORK HOMŒOPATHIC MEDICAL SOCIETY.

At the Forty-Second Semi-Annual Meeting of the New York State Homœopathic Medical Society, October 4, 1892, it was unanimously

Resolved, That all educated physicians should have the fullest possible knowledge of drug action without distinction of school or creed, and that this instruction should be comprised in the curriculum of every medical college.

Resolved, Until all students are so taught, it is manifestly unfair to require by law of candidates for licensure an examination in *Materia Medica* and *Therapeutics* other than in accordance with the tenets of the school to which they belong.

Resolved, While we strongly urge upon all Homœopathic colleges the necessity of giving to students the broadest and most liberal education—until the other schools of medicine shall so fully and completely teach *Materia Medica* and *Therapeutics*—we cannot submit our students to unjust discrimination in state medical examinations.

Resolved, That we cordially endorse the present system of licensure, and are opposed to any modification of it.

Resolved, That a copy of these resolutions be sent to each Homœopathic college, to each Homœopathic journal, to our Board of Medical Examiners, and to the Regents.

JOHN L. MOFFAT, *Secretary*.

Brooklyn, N. Y., Oct. 22, 1893.

SHUCKS.

Dr. J. W. Pruitt, in the *Arkansas Eclectic Medical Journal*, contributes a paper on "A Remedy for Chronic Malaria" that is interesting because it is homely and comes from the people. Chronic malaria down in that vast southwestern empire is a serious subject. Dr. Pruitt writes:

“Chronic malaria is a condition that all intelligent practitioners living in the south or southwestern part of the United States readily understand, as well as the inadequacy of the ordinary means to overcome it. Most frequently it comes about in this way, the patient ‘takes the chills’ of the quotidian or tertian type. He takes ‘purgatives and quinine to break ‘em up,’ but in seven or fourteen days, sometimes twenty-one, they come back again, when more purgatives and quinine are taken, the chills stop again but return as before. The same course is repeated again and again, until organic lesions begin to appear, the spleen enlarges, sometimes the liver, the patient becomes anæmic, the glandular system suffers, a general dropsical condition sets in, and sometimes the chills either stop or pass into the ‘third day’ (quartan) variety. The patient presents a ‘tallow face’ aspect, and is now in a good condition to be seized with a protracted case of malarial hemorrhagic fever, typho-malarial fever. Again, the patient may be living in a malarial district and never have chills, but have his system gradually ‘poisoned up’ with malaria, which may end in an outbreak of one or the other of the last named diseases, or the patient gradually goes into a state of malaise, an out of health condition, ‘hardly knowing what is the matter’ with him. A ‘slow fever’ may set in which may last for weeks or months, the patient being ‘up and around’ the most of the time.

“It has been more than five years since my attention was called to this subject, and like many other good things in medicine, it was first discovered by the ‘common people.’ I have a son, whose business in 1887 called him frequently into the Arkansas river bottom. He took the chill and came home. The chills were stopped with the usual remedies, *Cinchonidia*, *Iron*, *Piperine*, etc., but every fourteen days they would come back with increased severity; time wore on, gastric symptoms began to make their appearance, anæmic and other symptoms of chronicity. Incidentally mentioning his case to a friend, a Mr. W., he remarked, ‘I can tell you what will cure your boy.’ ‘What is it?’ I asked. He replied ‘Shuck Tea.’ I laughed, but Mr. W. said, ‘You may laugh; but I have known a great many long standing cases cured by it.’ He recommended to make a moderately strong tea of ‘corn shucks’ and have the patient to drink plenty of it. I persuaded my son to try it, which he did, using it but one day, and he has not had a chill since.”

A number of similiar cases are related needless to quote here. The people of the southwest country along the Mississippi have, it seems, a strong disposition to ridicule anything "common" in the way of a remedy, a disposition that is almost world-wide, and runs back to the days of Namæn, the Syrian, who scorned the prophet's simple prescription for his disease. Knowing this trait, the canny doctor put up a lot of his shuck medicine in bottles and labeled them, and gave them away free to all who would agree to report on its use.

"A great many reports came in, varying from having no effect or making the chills worse to being the best chill tonic out. I began to sift these contradictory reports, and soon found that *it was in the chronic cases only where it was of benefit*. One man said it not only made the chills worse, but he believed it would make a well man have a chill. Does it act on the principle of *Similia*? I am inclined to think it partly does, it also acts, in some cases, as a diuretic."

In the acute form it seems to be of no use, but in chronic malaria, and the many forms it takes on, "Shucks" seem to be a medicine well worth keeping in mind. It also acts well in cases of malarial poisoning unaccompanied by chills and fever.

The Homœopathic pharmacists, Messrs. Boericke & Tafel, have made a preparation of "Shucks."

CINERARIA MARITIMA.

Some years ago a letter was published from R. Mercer, M. D., Port of Spain, containing an account of the marvellous effects of the juice of *Cineraria maritima* upon a cataract from which he personally suffered. The disease first manifested itself by producing a slight impairment of vision, and subsequently turned out to be of the kind known as "soft lenticular." It gradually grew worse in both eyes until in 1882, fourteen years after the first appearance of the affection, when the left organ, which was the better of the two, was operated upon but without success.

As time went on the doctor's sight became still worse, till in February of 1888 he was strongly urged to try the juice of *Cineraria maritima* by friends who related cases in illustration of its virtues. Having nothing to lose, as he was totally blind, he made a trial of the remedy, instilling two drops of the juice

into each eye three times a day. On the fourth day a faint glimmer of light was perceived by the right eye, and at the date of writing, April 13, 1888, Dr. Mercer could discern figures, and even faces under a good light, as well as the hands of a watch by means of the same organ.

The left eye, which as already stated had been operated upon, did not improve so fast. The change produced by the use of the *Cineraria maritima* juice consisted in a gradual dispersion of what always seemed to be a curtain of impenetrable darkness; perception of light and unmistakable vision were gradually restored, so that in April of the year above named the hand could be discerned, and the separation of the fingers, when held before the eyes.

For a long time it was impossible to obtain this juice. Messrs. Boericke & Tafel can now supply it. The price is \$4 50 per half ounce, or in dilutions up to the 30th at regular rates.

CLINICAL CASES.

By Dr. Kunkel, of Kiel.

Translated for the HOMŒOPATHIC RECORDER.

CASE 1.—Anna B., æt. 10 months, was vaccinated six to seven weeks ago, and suffers since that time with diarrhœa, and of late also with vomiting, she is feverish at night, has much thirst mornings and evenings, urine is secreted sparingly, no albumen; at times has convulsions, during which she sits as if transfixed, very peevish and nothing will bring her out of it. With stool there is much urging. On September 12, 1891, she received three doses of *Thuja* 30, one powder to be dissolved in water of which one-fourth is given mornings and evenings, then wait. The child had already been given castor oil without effect. Dentition is tardy, has only two teeth. On September 26th I found that sleep had improved, less peevishness, convulsions have not ceased entirely. On first day after taking the remedy had some epistaxis, and for two days was somewhat restless. Gave *Placebo*, and in two weeks the child was quite well. The comparatively slow action of *Thuja* is explained by the simultaneous dentition. To the same cause may also chiefly be attributed the convulsions and the diarrhœa.

CASE 2.—Boy, æt. 3, was brought to me on September 22, 1890. The father had suffered with shanker and buboes ten years be-

fore; was healthy otherwise. So was the boy before being vaccinated, but since then there appeared on the skin red spots or nodules, itching excessively, these also appear on the eyelids. On these nodules blisters are formed, which he scratches off. General condition is never normal, he is peevish and restless. Gave *Thuja* 30. one dose mornings and evenings for three days, then pause.

I did not see him again until February 16, 1892. His father thought it unnecessary to call, as he rapidly grew better following an increase of the eruption; his general condition has been quite normal.

About two weeks ago the old skin trouble came back, and with it the peevish, impatient condition. He has violent itching, eyelashes are coming out again, a circumstance I omitted to mention before; there is slight suppuration of the conjunctiva. I prescribed *Thuja* 40 to be taken during six days. The result was the same as before.

CASE 3.—Elsa B., æt. 14 months. For want of time I treated this patient at first upon oral report. She has been sick since her fourth month; is afflicted with rickets, "and has been constantly under Allopathic treatment, but unsuccessfully." She has never been vaccinated. Has restless sleep with great irritability; periodically has a ravenous appetite, bloated abdomen, hair stopped growing, has not a tooth, cannot move her legs, they are as if dead. There is no rachitic swelling of the joints. Gave *Thuja* 30, one dose mornings and evenings for three days.

On January 12, 1891, there was material improvement in every direction. The nights were quieter, her hair begins to grow, she commences to move her legs, and is in good humor. The dimension of the abdomen is lessened considerably. *Placebo*. I am sorry to say that I am without a further report, although I made an urgent request. But I thought the result worth telling.

CASE 4.—R., son of a laborer, æt. 10, suffered from his second year with epileptic convulsions during the day, and also in the night after taking cold. He has from four to twelve attacks a day, but I was unable to obtain particulars. The father claims to have been troubled while a boy with swollen glands, the rest of the family is healthy. In vain I endeavored to glean some indications for the selection of a remedy. I prescribed on November 17th *Bellad.* 30 and *Calcar. C.* 30 in alternation, one powder to be taken every fourth evening. On December 30th I gave *Sulphur* 30, one dose every seventh evening, for although

the attacks had grown less there was no improvement in the general condition.

On February 10th it is stated that he had many attacks, he cries aloud now while they are on. "He is sick inwardly" and grows weaker, he don't seem to understand what is spoken to him, although his hearing seems to be unimpaired. In the absence of other indications, and taking into consideration the intensity of the manifestations, I bethought me of vaccination as being probably at the bottom of the trouble, and prescribed one dose of *Thuja* 30. On March 24th there is general improvement. Had no attack since taking the medicine; at times his perception seems yet deficient; he would like to go to school. April 25th he feels quite well; on taking cold his face will still flush, and he starts in sleep, but he had no further attack. July 4th continues to feel well; on taking cold his face still flushes, but not as much as formerly. The last report I received on September 11th; he is healthy, goes to school daily and makes good progress.

CASE 5.—Martha, daughter of a laborer, æt. 7, was brought to me on April 8, 1890. Since her first year she is afflicted with a lameness of her lower extremities, *i. e.*, when reclining she can lift them a very little, but is unable to stand up for a moment. Her general condition is disturbed. Has an extraordinary heavy sleep; sleeps till noon if not disturbed. There is very slow growth of her hair, which breaks off easily; frequent involuntary voiding of small quantities of urine, which smells badly; loss of appetite. Prescription: *Thuja* 300, to be taken for six days, then cease. On May 19 the taking of the medicine was followed at once by a mucous diarrhœa, but she began to feel better after a few days. She awakes about six, refreshed; urine is copious, has considerable sediment; it still smells strong. Appetite good. She can rise from a chair, and with its back for a support can stand up. Gave *Placebo*, with the direction to call again if her recovery was not progressing. She did not call again.

Extraordinary somnolence is less frequently met with than sleeplessness in sycotic diseases. But it is well to bear in mind with all striking symptoms, at least as far as bodily functions are concerned, the possible advent of opposite conditions. The same remedy which has diarrhœa for a symptom may be indicated with constipation.

CASE 6.—Ella O., æt. 6, was brought to me on September 24.

1889. She suffers with asthma since her third year; at first before midnight, but of late during the whole night. It commences with a cough, which is followed by the most distressing dyspnoea. These attacks occur every three weeks and last three days. With the fits of coughing there is pain in the epigastrium. A few days before the attack there is violent tickling in the nose, which is stopped up. The same condition obtains after the attack. Her grandmother had the same affection. Was always troubled with lumbrici and ascites. Prescribed *Iodium* 200 to be followed by *Zincum* 30 if without effect, one dose to be taken every seventh evening. November 17. The attacks of asthma are not quite so bad at night; has had repeated attacks of violent cough at night, with much expectoration of mucus. There is no change in the tickling of the nose; no worms were noted. Gave *Sulphur* 200 for three days, then pause. December 23. Had two severe attacks, each of three times twenty-four hours' duration. Prescribed *Thuja* 300, to be taken for three days, then stop. January 29, 1890. She was very sick in the night from 24th to 25th January. Asthma was worse than ever before, with pains in the back, stitches in the chest and violent cough. March 16th. Within the last days patient had terrible itching in the nose and violent cough, but scarce a trace of asthma. *Placebo*. April 12th. She has neither cough nor asthma, and has been in good health, of which I had occasion to convince myself on several occasions.

I admit that the indications for *Thuja* stood on very slender legs; what decided me to give it was the intensity of the manifestations on the one side and the dearth of symptoms pointing to some other remedy on the other. As to the first point, there are scarce any attacks of sickness as virulent as are those rooting in sycotic soil. The violent primary action, such as we see in asthma, ague and convulsion, and especially following high potencies, are not surprising if we bear in mind that the paroxysms accompanying these manifestations are nothing but a reaction of the diseased organism, endeavors to throw off morbid state, which only need the impulse of a properly selected remedy to be successful.

CASE 7.—Mary W., æt. 6, had a bloated abdomen since her birth, also since several years, round spots of various sizes of the color of a chloasma; they closely resembled psoriasis. There was no itching; there is urging to urinate small quantities, but no albumen. At times there is a ravenous appetite; the curled

hair is growing very rapidly, the abdomen is filled with water. Is always in good spirits. The Allopathic attending physician proposed an operation which was denied. Prescribed on January 24, 1889, *Thuja* 300, to be taken for six days, then stop.

February 8th. Abdomen less bloated, general condition is good as usual, voiding of urine is still frequent, eruption of the skin more pronounced. *Placebo*. March 17th. Urine getting to be more copious, the abdomen is less protruding, the eruption is growing less by degrees. Two weeks ago, patient had heat and fever for several days. *Placebo*. May 31st. Improvement, the skin eruption is entirely gone, hydrops is hardly discernible, and in July of the same year no morbid symptoms could be detected. *Thuja* has very characteristic symptoms, where these are present the selection is remarkably easy. But often these characteristic symptoms are wanting, not only in *Thuja*, but also in other cases, and then we have to go by suppositions. In this case the sickness was evidently congenital, hence I selected a high potency. In manifest poisonings by vaccination, I have mostly used the 30th with good success.

CASE 8.—J., a mason, æt. 36, has had gonorrhœa when twenty years of age, but he strenuously asserts that it came on spontaneously. (?) Has been vaccinated three times without success. For ten years he has felt unwell. His symptoms have grown in intensity from year to year. Has headache night and day, and, in consequence, sleeplessness; frequent voiding of urine at night, always full of mucus; disagreeable taste; sensation of fullness in abdomen; ravenous appetite, alternating with want of appetite; often out of humor; has diarrhœa at times; there is either heat or coldness in the legs; legs are weak. On February 7th, 1890, gave *Thuja* 300 (Jenichen), to be taken for five days, then pause. March 9th. Improvement in every direction; sleep and appetite is better; diarrhœa ceased; headache is less, occurs only periodically; his legs become stronger. *Placebo*. In August of same year patient was entirely restored.

CASE 9.—J., pilot on a steamer, æt. 39, consulted me on October 18th, 1888. Eight years ago had inflammatory rheumatism, preceded and followed by frequent attacks of frontal headache. Previous to this and several times after had gonorrhœa. He also has hæmorrhoids. For about seven years had sciatica of the left side. This preceded by an attack of red pustules on the face and shoulders, with an itching, stitching pain therein; they disappeared after three days. Then occurred stitches in the left

thigh and hip, which increased in intensity. Has had Homœopathic and Allopathic treatment, but without success. Atmospheric changes have no influence on his condition. The stitching pains also manifest themselves at times in the left scapula. Sleeps poorly, is continually tossing about. In the open air and in moist weather the hands swell, with burning pains. There is a fatty perspiration in the lower extremities. The pains are not influenced either by rest or motion; there is at times sleepiness during the day and cramps in the calf of the legs at night, preventing the extending of the limbs. The last portion of urine voided is milky; of late has had transient, stitching pains in the chest here and there; his spirits are much depressed. Prescribed *Thuja* 200 (Lehrmann), one dose. November 27th. For about a week after taking the remedy had transient, very violent pains in left thigh, and to a less extent also in the right. This was followed by improvement in every direction; is in excellent spirits, the sleepiness is gone and the urine is clear. He could work again in a workshop since about four weeks, a thing he has not been able to do for four years. *Placebo*. Six weeks after patient was entirely restored, needing no further attendance.

CASE 10.—Emmy F., æt. 3, was brought to me on September 15, 1886. Patient has been afflicted since a year, and from the time she has been vaccinated with a Blepharo conjunctivitis. Had formerly been quite healthy. The general condition is even yet unchanged. As soon as she is in the open air her eyes redden. Prescribed *Thuja* 30; after two or three days her eyes were well, and are exposed to fresh air, same as before. I failed to see the child again until August 22, 1888; she has been in good health until then, excepting that about three months before her eyes became inflamed again, although not continuously. She has now Photophobia, with nocturnal restlessness; both eyelids are much swollen; perspires, but only on the parts she lies on; had bad smell from mouth; appetite is not changed. *Nitric acid* 30 cured the whole condition within about two weeks.

CASE 11.—Robert W., æt. 15 months, was brought to my office on November 3, 1887. Has been vaccinated with success in the preceding summer. Since then his development seemed to be arrested. He suffers much thirst night and day; has diarrhoea with bloated abdomen; ravenous hunger alternating with loss of appetite; sleeps well; is always in bad humor and crying. Received one dose of *Thuja* 30. December 13, everything is improved, is good humored, stool normal, increase in weight. *Placebo*. Did not see him any more.

CASE 12.—Alice P., æt. 12, was brought to me on April 21, 1887. It was stated that she was never in good health; her development is retarded; is very thin, ill humored, beats everybody; neither kind words nor determination seem to make any impression on her; has ravenous hunger; diarrhœa, voids undigested fæces; urine is dark; back weak, collapses when set up; abdomen bloated and covered by large veins; the muscles of the back are but poorly developed.

Prescribed *Thuja* 200 (Lehrm), to be given for three days, then stop medicine. May 15th. General condition improved, stool is regulated, abdomen less bloated. *Placebo*. May 27th. General condition is steadily improving. For the last eight days voided copiously mucus with stool, she makes attempts to sit up. Sorry to say that I did not see patient after that; in July I received word that she was still improving. I repeatedly observed atrophy of the muscles of the back in sycotic affections (the lues gonorrhœica of the ancients). With larger children a wabbling gait seems to be one of the first symptoms. They are unable to fix the pelvis, and are therefore forced to throw the weight of the body on the one or the other extremity. Whether progressive paralysis is developed on a sycotic foundation is an open question, but I think it probable.

In one case vaccination cured such a case at once. The foregoing cases may suffice to draw the attention of the younger colleagues to *Thuja*, a remedy which attracted but little attention of late in Homœopathic literature. If time permitted I could largely increase these clinical cases. I would yet remark anent *Thuja* that I know of no constitutional remedy which needs to be repeated as seldom as that. The peculiarity may be explained by the fact that sycosis is of comparatively modern origin, while syphilis and psora are much older. However, just as in the latter affection, the anti-psoric remedies will not reach all cases, so the anti-sycotics will not suffice in all cases of sycosis. Whether isopathic remedies will here prove of service the future will teach.—*From the Allgemeine homœopathische Zeitung, August 18, 1892.*

SYMPTOMATIC CURES.

By the late Dr. Kafka, of Prague.

Translated for the HOMŒOPATHIC RECORDER.

In the following I am giving a series of clinical cases in which a cure was effected solely by means of the symptomatic selection of the remedy :

The symptomatic treatment is the most difficult part of the Homœopathic mode of cure, for often cases are presented in practice which the physician cannot ascribe to a pathological process, or to a well-defined group of disease conditions which would indicate a distinct form of disease, but which present at best but a few symptoms, sometimes a solitary symptom which is either the disease itself, or which accompanies a pathological state, and greatly annoys the patient, often causing him much uneasiness, and which must be removed. In such cases all rationality and routine is set at naught; neither physiology nor pathology will avail, chemistry and microscopy are futile, nor will narcotization, derivation or stimulation fill the bill, and only he who closely individualizes and consults the physiological pharmacodynamics will be able to find the indicated remedy.

And it is precisely such cases which command respect and do credit to Homœopathy, and which enable us to challenge our adversaries, for when other schools are deeply conscious of their therapeutic helplessness, the Homœopath will in the most serious cases be not without resources, and if he faithfully and diligently concerns himself with the welfare of his patient he will closely study a good repertory and *Materia Medica*, and a cure will in many cases gladden his heart, when it was least expected, or had been pronounced an impossibility.

CASE 1. Johanna T., a gracile, weakly, unmarried lady, æt. over 50. was frequently troubled with catarrhal affections of the air passages, especially in the beginning of the fall. She acquired a bronchial catarrh in October. This had the peculiarity that patient, whenever she coughed, had a *musty* (or mouldy) *taste in her mouth*, which filled her with such unutterable loathing as to interfere at times with her appetite; she often was nauseated and sometimes vomited watery digesta. Patient was much more desirous of being relieved of this intolerable symptom than of the cough. I confess that I laid little stress on this peculiar manifestation; I considered it to be a subjective symp-

tom which would cease with the alienation of the catarrh. However, as patient was becoming impatient, and most strenuously insisted on being relieved of this intolerably bad taste in the mouth, I was induced to investigate more closely.

I found that the cough was loose, not spasmodic; the breath did not smell musty, neither did the readily loosened sputa; as long as patient did not cough there was no bad taste. The appetite was unimpaired, but whenever patient commenced to cough, while at dinner, that bad taste appeared and with it the intense loathing; this took away her appetite and gave her a persistent nausea. Having satisfied myself that this was a case of peculiar alienation of taste, brought forth by the cough, I consulted some Repertories and found in "Jahr's Handbook" (Hull's Jahr) the symptom in question under "*Ledum*." I gave the 3d potency of this remedy, one drop on sugar mornings and evenings, and within three days there was complete amelioration.

I suspected this cure to have been accidental, but made a note of it in my journal. About a year after this same lady came back with the same complaint. I purposely gave her *Nux*, *Ipecac*, *Calc*, *Sulphur*, *Pulsat*, etc., but to no purpose; nothing availed but *Ledum*, which gave speedy relief. It so happened that four days ago she came again with the same trouble; I gave the old remedy and am informed to-day that she is all right again.

CASE 2. Two years ago F. H., manager of a large manufacturing establishment, consulted me for a cough; it was an ordinary bronchial catarrh, with the peculiarity that with each fit of coughing patient experienced a disgusting taste as of "cellar mould;" his breath smelled mouldy, and the readily loosened expectoration had the same smell and taste. I examined the gums and palate for signs of scorbut, but found everything in normal condition. In this case *Borax* was the remedy; one powder of the 2d trit., morning and evening, removed the condition within six days.

CASE 3. A lady patient had a taste as of rotten eggs while coughing. No indigestion preceded this condition and there was no indication of catarrh of the stomach. *Hepar sulph*. did nothing, but *Sepia* 6, one drop on sugar, night and morning, removed this symptom within four days.

CASE 4. Karl H., a student, had a sweetish taste when coughing, and was much concerned lest it should turn into a hæmorrhagic cough. The catarrh was not serious, but the sputum was

somewhat difficult to dislodge, and this was chiefly the cause of its sweetish taste. The sputum was not bloody and the buccal cavity did not reveal any bloody secretion. *Phosphorus* 6, one drop on sugar, three times a day, cured this symptom within three days.

Coughs with salty-tasting expectoration are of frequent occurrence, and but seldom call for special treatment, for this symptom is less annoying. *Phosphorus* or *Pulsatilla* I have frequently found to be of service in such cases.

CASE 5. Miss K., governess, aet. 22, of a weakly constitution, complained four years ago of *persistent burning on the tongue*, which sometimes was so violent as to force tears. She looked pale, her gums were bluish and spongy, but not bleeding, the tongue somewhat swollen, the edges showing the impress of the teeth, and the back of it islets of festering sores; these were superficial, flat, from the size of a 5-cent piece to that of a dime, the edges were white, somewhat raised and circular. Secretion of saliva was not increased, neither was the appetite impaired; the smell of her breath was not bad, the buccal cavity was pale, but not festering. Her morality was above suspicion. The whole condition followed a prolonged depression of her mind which had lasted for over a month, and which did not yield to any remedy. The quality of the pains and the form of the sores prompted me to give *Arsenicum* 6, of which remedy she received 1 drop on milk sugar mornings and evenings. The first six doses brought about amelioration of her condition, and within two weeks she was cured.

CASE 6. Ph. F., a lawyer, passed through an inflammatory affection of the meninges, from which sickness he made a difficult and slow recovery. While convalescence was already fairly established, but patient was still highly anæmic, he complained for a considerable time of a peculiar sensation in the mouth, as if he had eaten some very hot food with which he had burned his tongue. I consoled him several times with the assurance that this manifestation was connected with the convalescence and would surely cease with re-established health. But these sensations grew steadily worse, and at every visit he begged for relief. I examined the buccal cavity and the tongue with the loup, and found the papillæ on both edges of the tongue somewhat raised, reddened and sensitive to touch; there were also some small warts on the back of the tongue, which showed similar changes.

The secretion of saliva was somewhat increased, and at times patient experienced a gathering of sweetish saliva in the mouth necessitating frequent expectoration. Several times during the day he had an attack of bulimia, especially during the forenoon and evening, which had to be appeased at once else excessive weakness would result, sometimes amounting to syncope. Neither the gums nor the other parts of the buccal cavity showed anything abnormal. Salty or acid food, even fruit, aggravated his condition, for which reason patient partook of saccharine food by preference. *Mercurius* had not been administered during the meningitis, and for two weeks he had not received any medicine. After *China*, *Calcar.*, *Phosphorus* and *Sulphur* had been given without success I found under *Sabadilla* the greatest similitum of symptoms. I prescribed this remedy in the third potency, 1 drop morning and evening, and twelve doses sufficed to thoroughly cure this condition.

CASE 7. A married lady, aet. 30, no children, consulted me end of March because of a twitching sensation in the tongue, which often prevented speech. At the same time she experiences an annoying dryness of the palate, which necessitates that she always take something sweet as candies, etc., in order to moisten it. If she forgets or is prevented from doing so the twitching will extend to the muscles of the mouth, the cheeks and of the forehead. Much talking aggravates as well as strong emotions; during such aggravation the cheeks will become suffused alternately, by degrees the whole face will become aglow, the eyes kindle and oppressive pain develops on the vertex, which frequently occasions fits of involuntary weeping.

This condition obtained for a number of years; all manner of medical treatment had been made use of ineffectually, especially Allopathic. Having come to the conclusion that this neurosis was produced by a spinal irritation, I had prescribed on general principles, *Bellad.*, *Atropin*, *Lycopod.* and *Secale*, but without making the least impression. On a careful and minute comparison of each symptom with the physiological pharmacodynamics *Chamomilla* seemed to be indicated. I very much doubted that this remedy would go deep enough to eradicate a sickness of much long standing; however, as an experiment, I gave it in the 3d dilution, thrice daily, one drop on milk sugar. I was most agreeably surprised at the effect: with the first dose the twitching of the tongue lessened, and after a four weeks' treatment, a dose morning and evening, this long standing trouble had ceased entirely.

About the beginning of October a slight relapse occurred, but six doses of *Chamomilla* sufficed to take it away.

CASE 8. E. K., a pale woman, frequently afflicted with cardi-
algia, two years ago passed through a high grade pneumonia; convalescence had been so tedious that I found six months after termination of sickness still a dull sound on percussion on the side of the thorax, which had been inflamed.

Toward end of September of the present year she contracted a bronchial catarrh, which was accompanied by a sensation of a *burning on the chest*. This burning annoyed and depressed patient very much, mainly on account of her apprehending a recurrence of the pneumonia.

Eight doses of *Carbo vegetabilis* 6, one each morning and evening, soon relieved her of that symptom.

CASE 9. Another woman had, in the course of October, a catarrhal cough, accompanied by a burning pain over the whole chest; also a feeling of soreness in the throat and palpitation of the heart during cough. Cough is not very severe, loose and mucous.

Here *Carbo veg.* also gave relief in a few days. This burning pain on the chest was present in many cases of catarrh of the chest this fall; it often was the most pronounced and annoying symptom. *Carbo veg.* gave prompt relief in all cases.

CASE 10. A woman in the climacteric period, who since her youth had made the finest silk embroideries and who frequently read till late at night, found that her eyesight had become so weakened as to seriously interfere with her work. After reading as well as after even coarse needlework she found herself afflicted with an intolerable burning and heat in the margins of her eyelids; these were reddened and occasioned a burning itching, which compelled her to rub her eyes, whereupon the burning would change to a tearing pain, which gradually ceased. As soon as the burning commenced all seemed to darken and become blurred, which necessitated patient to drop everything, and, much against her inclination, to sit about idling.

Apprehending a forming amblyopia, I ordered her to consult an oculist. Prof. A. examined her eyes, and discovered a presbyopia, hyperæmia of the blood vessels of the bulbus and conjunctiva and amaurotic weakness of the retina. He prescribed periskopic eyeglasses adjusted precisely to the field of vision (No. 40), a cold eye douche twice daily, absolute rest for the eyes, and a plain, simple diet. Her condition not having im-

proved after three months, Prof. H. was consulted. He declared the affection to be a beginning glaucoma, and advised that a daily evacuation of the bowels be brought about, to walk about in the open air as much as possible, to use the eyes as little as possible, and to apply an ointment containing *Digitalis* and *Mercurius*. He gave an unfavorable prognosis.

These treatments being unsuccessful after an eight months' trial the patient came back to me. As these two celebrated ophthalmologists had no success, and patient was unceasing in her complaints, I cast aside all their diagnosis and prognosis, and devoted myself to a close study of the physiological pharmacodynamics. I found in Hahnemann's "Materia Medica Pura," in the introduction to *Ruta graveolens*, "this remedy has *blurred vision from reading too much.*" I based my treatment on symptoms 35 to 42, which were corroborated besides *Hahnemann* by *Rosenstein*, *Swedianer* and *Chomel*. I did not hesitate to give *Ruta* a trial. I gave internally the 3d dilution mornings and evenings, and had the 1st dilution rubbed in externally about the temples and eyebrows. The success was quite favorable; in six months patient was able to do all kinds of not too fine needle work with the aid of glasses, and she could also read without discomfort. No aggravation has occurred for over seven years. Whenever her eyes are affected she sends for some *Ruta tincture*, and applying that only externally the beneficent action on the weakened eye at once manifests itself. No trace of amblyopia amaurotica or glaucoma can be discovered.

CASE II. A lady, aet. 25, who had suffered with scrofulous affections of the eyes during her youth, had, in consequence, very sensitive and irritable eyelids. Cold air, fine dust, tobacco or other smoke, dazzling light and mental distress would almost immediately bring about reddening of the eyelids, increased secretion of tears and a high grade of photophobia, together with hyperæmia and swelling of the conjunctiva palpebrarum.

Patient had been subject to continued annoyances, had in consequence wept a good deal, and the photophobia had become so pronounced that she could not bear the light of the day. In the following winter she improved some during the day, but she had to remain in the dark during the evening, as lamplight occasioned intolerable pains. Prof. A., a noted oculist, in vain endeavored to cure this over-sensitiveness of the eyes. All kinds of washes and salves as well as ointments were employed in vain. After three months of this treatment I was consulted. In addi-

tion to above mentioned subjective symptoms a *nervous photophobia* with particular *sensitiveness* to *sun, lamp* and *candle light*, decidedly ameliorated in the dark. This evidently is a remnant of former attacks of scrofulous ophthalmia.

Among the indicated remedies *Conium*, *Graphites* and *Phosphorus* seemed to be most suitable. I administered first *Conium* 3, one drop on milk sugar, morning and evening, but was not satisfied with its effect after a twenty days' trial. The amelioration obtained by this remedy only lasted a few days, after which patient would relapse to former condition. This induced me to try *Graphites*, 3d trit., one grain morning and evening. The success was pronounced. After a week's use patient was able to attend evening parties without discomfort. I then gave the remedy four weeks longer, but once a day only, and after patient had removed to B— I had to send on repeatedly a supply of *Graphites*, for whenever the sensitiveness to light came back this remedy gave prompt relief.

BACILLINUM.

Editor HOMŒOPATHIC RECORDER.

There would appear to be some misapprehension in regard to the use of the name Bacillinum, and hence I ask you to kindly allow me to say that I thus named the article merely for the purpose of accuracy and definiteness, and by Bacillinum I understand that pharmaceutical preparation (NO MATTER BY WHOM MADE), which consists of the *material morbi* itself, taken soon after death or excision, and in which the bacilli tuberculosis of Koch are shown to be present as the living cause, or concomitant of the morbid process itself. Bacillinum thus contains *all the material constituents of the tubercular process including the bacilli themselves*. I had this conception in my mind, and years ago Dr. Heath very kindly undertook to make me such a pharmaceutical preparation, and this preparation is the one I have used ever since with results long since made known, and which Dr. Heath, at my request, sent to Messrs. Boericke & Tafel, to the end that all the clinical work might be done with this one preparation as well in America as in England.

Dr. Heath's firm sell the preparation under the name "Tuberculinum (Heath)." I prefer the name Bacillinum as being more definite, because it is by no means identical with Dr. Swan's *Tuberculinum* or the *Tuberculinum Kochii*. That this

differentiation is useful and important can be seen from the fact that here in London the *Tuberculinum Kochii* is commonly sold in lieu of *Bacillinum*.

Faithfully yours,

J. COMPTON BURNETT,

London, October 25, 1893.

THE plea of this paper is not for less effort in the surgical field, but for a more diligent study of our *Materia Medica*; it is not against the achievements of the specialist, unless it be to enter a timely protest against the tendency to hobby-riding found in many directions, but for the attainment of such a knowledge of therapeutics by the general practitioner as will render much of the work of the specialist unnecessary. For the general practitioner makes the first prescription for most of these cases, which afterwards turn up at the office of the specialist or surgeon; and if this first prescription was up to the standard of Hering or Dunham, the patient would not need to seek for curative skill elsewhere.

The physician who spends the first decade of his professional life riding a hobby, in place of a careful study of the *Materia Medica*, will make a deplorable failure, while the young practitioner who leaves college well grounded in our law of cure, firmly believing that when properly applied it is as certain in its action as the laws of gravity, will continue a diligent student of this great law, and will be not only grandly successful in his practice, but a benefactor of his race as well.

For what more beneficent work can we engage in than that of successfully ministering to the diseased bodies and minds of our fellow-men, not only saving them from the ravages of acute disease, but in many cases eradicating the evil tendencies of heredity, which with its cumulating and blighting effects threatens to sap the physical and mental stamina of our race. The careful student of our *materia medica* can in these hereditary diseases and the evil tendencies that follow in their train do a grand work which cannot be wrought out in any other department of medicine, and by a careful application of our law of cure he can lift his patients to a higher plane of health and happiness and do much for the prosperity and longevity of mankind.

In the busy offices and the privacy of the homes of the sick and suffering throughout our land are engaged night and day a great army of tireless workers, whose members are heroically

battling with diseased action in its many forms. The most successful workers in this heroic army are those who faithfully follow the flag of Similia and apply the great law of cure according to the teachings of its founder, the immortal Hahnemann.—*Dr. G. H. T. Johnson, before Kansas State Homœopathic Medical Society.*

[And no student of *Materia Medica* should fail to procure a copy of Hahnemann's "Chronic Diseases." Subscribe for it, and thus aid the good work.—RECORDER.] •

"About thirty years ago rumors began to come from the eastern states of the ravages of a new disease called diphtheria, and that it was slowly but surely extending westward. We had read in our medical works of its appearance years before in France and other vague accounts of a disease called morbus strangulatorios (probably diphtheritic croup) was recorded in some very ancient Italian medical works. * * *

"Our Allopathic brethren followed out their usual custom. They experimented upon the sick, rejecting theory and therapeutical application one after another, until a measurable degree of success was attained. I well remember anxiously studying the symptoms and course of the disease detailed in secular and medical journals, until I had a fair and accurate symptomatology of the disease in its varying aspects, complications and sequelæ, and then a very careful study of the *Materia Medica* followed.

"Hull's *Jahr* was the principal authority then in drug pathogeneses, as it is now the mine from which all succeeding authors of *Materia Medica* have extracted nearly all of their gems, gold and silver."—*Dr. W. H. Dickenson, Des Moines, Ia., before Institute of Homœopathy.*

"THE botanical name of sour-wood is *Oxydendron Arboreum*. It is a tree which grows in the South, generally of a height from ten to thirty feet. A tincture is made from the leaves which may be given in doses of one drop each. The agent is a most active diuretic, greatly increasing the watery portion of the urine. It stimulates the digestion and acts as a tonic. So far no close distinction has been made in a class of cases in which it acts specifically. Whether in general dropsy from functional disorder or from other causes, as from organic heart disease, we are not able to state.—*Chicago Medical Times.*

Organon should be the first book for every Homœopathist to place in the hands of an inquiring student. (If the youth has

not brains enough to understand and appreciate it, he has not sufficient to become a trustworthy physician.) That is my accustomed act, and it is coupled with the injunction to read it slowly, deliberately, stopping at any obscure point or at any utterance that does not commend itself to his sober judgment, and bringing it to me at once, that together we may investigate it. Unless one has tried this method he will be surprised to find how few and how slight are the difficulties that present themselves to the ingenuous inquirer, even though he comes straight from regular lecture rooms. I prefer each student should read it a second and even a third time at an early date—certainly before attending lectures—that having a general knowledge of its contents he may secure an apprehension of it as a single logical argument rarely equalled, never excelled. Then his principles are fixed for life, he will not be influenced by the vagaries of any "Professor," however brilliant, however popular, for he will know in what he believes.—*Geo. B. Peck.*

It is so seldom that one can find a book ("Burnett's Ringworm") that so radically differs from old-school authorities on the pathology of a disease, that one hails with great delight this little volume of Dr. Burnett's. He does not agree with the authorities that ringworm is as liable to occur in the healthy as in the delicate, but maintains that this special disease is a tubercular manifestation, and hence cures his cases with *Bacillinum c.* or *cc.* Alder Smith, from whom Dr. Burnett quotes extensively, says few medical men "are aware how extremely difficult some cases of ringworm are to cure," notwithstanding applications of all sorts. It looks very much as if Dr. Burnett had gotten at the root of the matter, and the only objection to his book is that he would cure all cases by the one remedy, entirely overlooking the symptoms which might call for some other drug. *Sep. Tell. carbo veg.* and other remedies had proven curative in this disease long before *Bacillinum* was ever thought of. If, as many doctors say, the high potencies are nothing, Dr. Burnett cures his cases with nothing.—*The Medical Visitor.*

NAPHTHALIN in whooping cough is nothing new, was first recommended by Grauvogl, and has been used by hundreds of

Homœopaths in this country, but recently a new way of administering this remedy has been employed with success, as mentioned in the April, 1892, number of the *Allg. Hom. Zeitung.*, and this is *by evaporation*. Half an ounce or more of *Naphthalin* is put into a porcelain dish, such as a saucer, etc., and put over some live coals; it will soon melt and fill the room with its vapor. The patient stays in the room, and very bad cases were completely cured within three days. It almost instantaneously affords relief.

CHARACTERISTIC INDICATIONS OF REMEDIES.

Dr. Ad. Lippe states that the poison of the queen of bees is the most efficacious remedy in cases of jealousy, probably because this insect is the most jealous animal in creation, and will not suffer a rival near her.

He also states that *Lachesis* will change a disinclination to marriage into the opposite.

Dr. Hendricks praises the efficacy of *Apis* in curing carbuncles, and Dr. Lippe made the following diagnostic remarks:

Apis is useful in burning and stinging pains, *Rhus tox* in burning and itching pains, while *Arsenicum album*. has almost only burning pains. He also stated that *Apis* will often be found useful in bloody milk of nursing women (this in addition to *Ipecac* and *Phosphorus*).—*Vol. LXI., No. 7, Allg., Hom. Zeitung.*

FROM THE CAUCASSUS AND PERSIA.

Under this heading Dr. Theodore Kirsten, of Tifis, gives some interesting communications. He states among other news that all through the country surrounding the Caspian Sea the use of the *Kalian* is general—a water pipe—the smoke being drawn through a receptacle of water inhaled into the lungs, and subsequently slowly exhaled which procedure he states gives a guaranty against any tuberculous affections of the lungs. But all the various tribes of the Caucasus use the Tschibauk, a small red clay bowl with a straight cherry stem.

The Doctor states that the first thing a Persian does in the morning is to light his *Kalian* and all his spare time during the day is devoted to it, it is his invariable companion on all journeys, be they a horse or camelback, and that he never found any

deleterious effects of it, excepting that after many years of constant use it produces a slight chronic catarrh of the lungs and a slight emphysema. The reason of this undoubtedly is that the smoke is deprived of its nicotine by passing through the water before being inhaled.

This *Kalian* is frequently made use of by Persian physicians as a vehicle for introducing medicines into the organism. Especially is this the case in their treatment of syphilis, in the primary as well as the constitutional varieties.

To this end they incorporate into the tobacco, which is always moistened before use, *Corrosive sublimate*, from 10 to 15 grains to the pipe, graduating it according to the robustness of the patient and the virulence of the case. From two to three such medicated pipes are prescribed per day, and amelioration sets in at an astonishing rate; the sores, especially those of the throat, cleanse themselves and are presently covered with remarkably fine granulations, and a complete recovery is often achieved inside of a week.

As the doctors are not very sparing in measuring the *Corrosive sublimate* salivation is frequently produced, but in the hot, dry climate it don't seem to amount to much and soon ceases. Such treatment is only undertaken during the heat of summer.—*Allg. Hom. Zeitung. Vol. LXI., No. 8.*

BOOK NOTICES.

Diseases of the Skin. Their Constitutional Nature and Cure.

By J. Compton Burnett. Second Edition, revised and enlarged. 240 pages. Cloth, \$1.00 *net*; by mail, \$1.06. London: 1893.

The first edition of this book was issued in 1886. It contained one hundred pages, so that the second edition is more than double the size of the first. The preface to the second edition is very short, as follows:

“The present edition I have very considerably enlarged by adding PART SECOND, consisting more particularly of Cases illustrating the Constitutional Cure of Diseases of the Skin, and this has necessitated an alteration in the title of the work. Almost every day brings me evidence confirmatory of my views of the constitutional nature of skin diseases, and I am

increasingly impressed with the dire results that accrue to those sufferers therefrom, whose cutaneous manifestations have been got rid of by lotions and ointments."

Another quotation from the book will tend to illustrate its drift. After stating that the first edition had been criticised because it was pure theory, the author says :

"If the position which I take up be the true one, skin doctors are working a great evil in the world, and sadly need enlightening; while, on the other hand, if they are right and their almost universally accepted views and practice are sound and in accordance with the facts of disease, then I must be in the wrong, and wrong should everywhere be crushed like a nut under a steam hammer. Dermatologists! I ask no mercy, as I shall give no quarter."

Dr. Burnett always advances some proposition concerning disease, or a drug, and then devotes that particular work to establishing the proposition by reason, logic and illustration. Whether one agrees with him or not, no one can read his books without gathering a fund of curious and very often valuable information on many remedies and diseases, to be found nowhere else.

He is at times something of a bull in the medical china-shop, but that makes it all the more interesting. If anyone wants to get off the orthodox high road, he cannot do better than to buy as complete a set as possible of Burnett's many monographs.

While the author is a staunch Homœopath, his Homœopathy is often different from that usually taught. This difference has brought down on him many a criticism. "You say," say the critics, "that such and such a remedy effected a cure, but your assertion is of no value to us as it stands, for you fail to give us the indications calling for the remedy." But Burnett, if we understand him, aims to go back of the patient's symptoms. If a case of years standing presents itself of any skin disease or humor, his method is not so much to base his prescriptions on present state—"the totality"—as to grope back to the beginning and ascertain the circumstances of the origin of the malady and prescribe guided by it—as an example taken from the book: A woman presents herself suffering from a skin disease of years standing. Questioning reveals the fact that years ago she had fallen into a cold brook while very much overheated. *Bellis. per.* wrought a marvellous cure.

What were the indications?

The indications were, and are, a case of skin disease, originating in a *sudden chilling* from water. In such cases *Bellis. per.* is almost as infallibly curative as *Arnica* is in concussion, regardless of symptoms, at least so says the authors. "Diseases of the Skin" will prove very interesting reading.

Chemistry and Physics. By Joseph Struthers, Ph. B., Columbia College School of Mines, N. Y.; D. W. Ward, Ph. B., Columbia College School of Mines, N. Y., and Charles H. Wilmarth, M. S., N. Y. \$1.00. (The Students' Quiz Series.) Philadelphia: Lea Brothers & Co. 1893.

A book that deals with the facts of science now deemed requisite to a thorough medical education. In the arrangement the object was to cover the ground as usually taught in a general collegiate or medical course. After some preliminary matter of a general nature, such as chemical words, signs and the like, the book opens with "Inorganic Chemistry," divided into twelve parts. "Organic Chemistry" follows, and a chapter on "Physics" concludes the work. As no one but a most learned chemist could point out the defects of this book, if defects there be, or appreciate its good points, we, not being deeply versed in the lore of that fascinating and curious branch of science, cannot undertake to do so. We can say, however, that as the book bears the imprint of the great Lea publishing house, the probabilities are that the student and practitioner cannot find a better or more thorough book of its class. It is arranged in the usual quiz style of questions and answers, is 12mo. in shape, cloth bound and contains 288 pages.

Essentials of Minor Surgery. Bandaging and Venereal Diseases. By Edward Martin, A. M., M. D. Second Edition. Revised and Enlarged. 78 Illustrations. Philadelphia: W. B. Saunders. 1893. 166 pp. 12mo. \$1.00.

The first edition of this little book of the Saunderson's "Question Compend" series was noticed but a short time since in the RECORDER. The following is the preface to the second edition:

“This little volume has been thoroughly revised and brought up to the present standard of surgical practice.

“A large number of the illustrations have been redrawn and engraved, and an entirely new set of bandaging cuts inserted; for these, as well as the descriptions, the author has been indebted to the ‘American Text-Book of Surgery.’”

DR. RICHARD HUGHES, in his “Pharmacodynamics,” page 90, bears the following testimony to the intrinsic worth of Hahnemann’s “Chronic Diseases:”

And, lastly, as to the doctrine of chronic diseases. I think there can be no doubt of the immense benefit which has resulted therefrom in the past, in the tendency it has given us to look to the possible constitutional origin of local and superficial affections, and to treat them accordingly. This view, and our possession of the “antipsoric” medicines, has placed us on the same vantage-ground towards all such affections, as, *e. g.*, the knowledge of the syphilitic origin of many examples of nervous diseases has afforded in general medicine. There is a tendency in a certain school of Homœopathists to think of all disease as local, and to neglect medicines which have not an absolute physiological action dependent on dose. Such, for instance, would be the result of Dr. Sharp’s system, if it were allowed to embrace the whole sphere of therapeutics. We need, I think, to be recalled to Hahnemann’s sounder standpoint, if we are not to lose many of the triumphs over chronic disease which have hitherto waited on the steps of those who have adopted his method.

An edition of perhaps 1,000 copies of this work was published in the year 1845, and none since, so that it is physically impossible that many physicians can have studied it. The loss is theirs’ and their patients’, for “we need to be recalled to Hahnemann’s sounder standpoint if we are not to lose many of the triumphs over chronic disease which have hitherto waited on the steps of those who have adopted his method.”

The new translation and edition of this grand old work, to which Messrs. Boericke & Tafel are soliciting subscriptions, will cost subscribers eight dollars net, delivered carriage free, to subscribers. The paper and press work will be first-class, and the binding half-Morocco. The work will be issued in one volume of about 1,300 pages, large 8vo. All that is asked is a sufficient number of subscribers to insure the publishers against too heavy a loss. The new edition will cost a large sum, and it is for the Homœopathic medical profession to decide whether the old book shall again see the light of day or not. Subscribe through your

pharmacist, or direct to the publishers, Messrs. Boericke & Tafel, 1101 Arch St., Philadelphia, Pa.

TESTE wrote of Homœopathy, "It has no theory than the logic of facts; no other principle than a certain law of nature, as evident as an axiom in geometry, as certain as gravitation and the rotation of the earth." This same Teste's book on the *Diseases of Children* is made up of 345 12mo pages, and its *net* price to physicians is \$1.20, or by mail, \$1.30, from any pharmacist. It is not a new book but is an original book, and one that no physician can read without profit, for Teste was an original man. Unfortunately, or is it fortunately, original men are not plentiful?

DR. WOOD'S *Text-book of Gynecology* is being pushed ahead as rapidly as possible. Over four hundred pages are completed. It will be a masterpiece, a work that will be at once a credit to its author and to Homœopathy, the science of Therapeutics.

DR. DEWEY'S *Essentials of Homœopathic Medica Materia* will probably be completed by November 15th. It is a "quiz compend" on Homœopathy, Homœopathic Pharmacy and *Materia Medica*. All who have seen the advance sheets are unanimous in saying that it is "just what is wanted." The author has had a great deal of experience as a professor of *Materia Medica* and knew what students need and want, and has, to all appearances, happily supplied the want. The "essentials" of the whole subject treated will be found clearly set forth in this book. Put in the form of questions and answers, the otherwise somewhat confused study is wonderfully cleared up and simplified. Every student will thank Dr. Dewey for his work and be a better practitioner for it.

THE publishing house of Boericke & Tafel have issued a new catalogue of their publications up to date. It contains the pictures, half-tone process, of a great many of the authors, a feature that will make the new catalogue especially interesting. Many of the pictures are of those who have passed away from this life. A free copy will be mailed to all requesting one.

Homœopathic Recorder.

PUBLISHED MONTHLY BY

BOERICKE & TAFEL,

1011 Arch Street,

Philadelphia, Pa.

SUBSCRIPTION, \$1.00 PER ANNUM.

Address communications, books for review, etc., for the Editor, to E. P. Anshutz P. O. Box 921, Philadelphia, Pa.

CHEMICALLY DIFFERENT.

Advertisements are both amusing and useful—though when they possess the former quality they are apt to lack the latter. It is a very good plan to look them over each month; it does not take much time, and very often something of value is discovered while much innocent amusement is often missed if you fail to examine them.

As a specimen of the latter, there is an old one in which the pharmacy man bids for the trade of Homœopathic physicians on the grounds that by his "process" in making triturations he avoids "the wearing off of the mortar, the charring of the milk sugar, and the chemical changes in the medicine which takes place in all hand trituration, as well as in the work of machines having pestle handles." So he writes.

Here's "scientific" richness! throw away your little pestle and mortar, reader, if you are guilty at times of imitating Hahnemann; for, don't you see, you will thus avoid wearing "off of your mortar," "charring" your little trit. (what a Hercules you are), and all sorts of games in the way of "chemical changes in your medicine." All Hahnemann's triturations were hand-made; he wore "off of" his mortar, "charred" his milk sugar, and by his unscientific proceedings, generally, induced "chemical changes" in his drugs that are not to be found in those of the advertiser, if he is to be believed.

This total change in the character of triturations from those proved by Hahnemann may be a great gain in some at present unknown direction, but so long as the law *Similia Similibus Curantur* is believed in, triturations of the nature described will not be applicable in Homœopathic practice for the very unanswerable

reason that they have not undergone the "chemical changes" which take place in all hand trituration as well as in the work of "machines having pestle handles," and consequently *are unproved remedies bearing the same names as proved ones.*

When the "chemically different" *Silica* of the Great Centipede Triturator is duly proved, it will then be in order to think of dropping the provings of Hahnemann with his hand-made triturations. But in the meantime, gentlemen, if the advertiser tells the truth, and we do not doubt his veracity, you cannot, as Homœopaths, very consistently use the product of his machine to meet the symptoms elicited by a "chemically different" substance.

"But where is the 'innocent amusement' in all this? It looks serious."

Bless us, our poor product seems to have undergone a "chemical change," too, in the process of being ground out. It went into the mill as a funny idea and comes out "chemically changed," *i. e.*, serious indeed for Homœopathy if some of her pharmacists are selling her practitioners medicines under the same name that are "chemically different" from those proved and recorded in the *Materia Medica*.

A COLORADO MISTAKE.

In the August number of the *RECORDER* a few notes and comments were quoted from a copy of the Sixth Annual Transactions of the Homœopathic Society of Colorado. Among these was one from Dr. J. Wylie Anderson's paper on "Homœopathic Surgery." Dr. Anderson wrote:

The Allopathic surgeon has become possessed in the belief of the presence of myriads of bacteria that are creeping, walking, running, flying, and every way and manner trying to do him harm in his work. True, the bacteria are so small as to be almost Homœopathic, yet undoubtedly they think they accomplish much, for in the fear of devastation of these little bugs, before they proceed to remove a deceased member with the knife, they poison them with *Bichloride of Mercury* and other agents equally deadly applied to the member, etc., etc.

Under the heading "Colorado Homœopathy," the *Denver Medical Times* (October) quotes from this extract, and others, published in the *RECORDER*. Here is its quotation from the *RECORDER*'s quotation of Dr. Anderson's paper *in full*:

"Myriads of bacteria that are creeping, walking, running, flying, and in every way and manner trying to do harm."—*Dr. J. W. Anderson.*

It then comments on this quotation as follows:

And yet honest and intelligent physicians are asked to recognize such superlative asses as educated medical men, and concede their equal title to the respect and confidence of the community. There can be little doubt that Dr. Anderson really considers a microbe to be an insect with wings and legs, and that gauze is used in surgical dressings for the same reason that it is used in making an entomologist's net, while Dr. Smythe has probably failed, after ocular inspection, to see any winged bugs in some discarded surgical dressing that he has inspected, and therefore concludes that "the bacterial theory of disease" has been summarily put out of existence. Yea, verily, there is still occupation in this simple world for the fool-killer.

Such dishonest, and apparently intentionally dishonest, misrepresentations as are contained in the quotations from the *Times* can permanently injure those only who make them. Those readers of the *Times* who believe in its honesty will necessarily think that "there can be little doubt that Dr. Anderson really considers a microbe to be an insect with wings," etc., and will laugh at him as an uneducated pretender; but when they learn the simple truth, as sooner or later they will, the honest men among them must then feel ashamed of their representative journal, the *Denver Medical Times*.

It may be, however, that we are doing the *Times* an injustice, inasmuch as all the other quotations are correctly made and do not misrepresent the other writers. Perhaps it did not notice that it had twisted Anderson's statement into *precisely an opposite* meaning. If this be so, we shall be happy to make amends.

Come, *Denver Medical Times*, *amende honorable* is in order.

THIS is the part of Ernest Hart's speech that made such a commotion among his brother practitioners:

"I have used the word quack. It is a word often used now in too restricted a sense. This is Dr. Johnson's definition of a quack: 'A boasted pretender to arts which he does not understand; a vain, boasting pretender to physic, one who proclaims his own medical abilities in public places; an artful, tricking practitioner in physics.' This strikes at the root of the matter now as then. Observe, here is no distinction between those who have degrees and those who have not. The great lexicographer makes no distinction; neither do I.

"The essential note of the quack is love of advertisement. The public 'places' of Dr. Johnson's time were the coffee-houses; they are now the newspapers. Now, what are the ways in which the diplomaed quacks adopt the methods and become the imitator, the rival, the accomplice of the undiplomaed? You may know them by their works. They are the gentlemen who put themselves forward to be interviewed, and are the sham Jupiters and willing Mercuries of the newspaper world. They confine to the ubiquitous reporter what is their opinion of the last new bacillus, the last new antitoxine, or invite reporters to their amphitheatre and hospital ward. All this is only an outcome of the venal desire for advertisement. They are the gentlemen who, if they have the good fortune to attend a prize fighter or a ballet girl, or the ruler of a State, are not slow to disclose the secrets of the sick-room, and all for the public good."

THE world does not *want* Hahnemann's "Chronic Diseases," but it badly *needs* that book. One of our exchanges, one that comes from under the wings of "a great medical centre," contains the treatment, the top scientific notch, of a case of "skin syphilis." It was of eight years' standing. Needless to go into details of patient's condition, which was very bad, otherwise than to state that he showed twelve syphilitic ulcers in various parts of his body. Science put him on ten-grain doses of *Iodide of Potassium* and anointed the ulcers with *Mercurial ointment*. The patient "improved," *i. e.*, his ulcers no longer showed so rankly. Then followed "a period of neglect." Patient returned and received same treatment in larger doses. Another "period of neglect," another return of patient and another course of the same treatment in still larger doses, "forty grains of *Iodide of Potassium*" three times a day.

"Under this large dose of *Iodide* the patient continued for some weeks, and then disappeared until February 11, 1878, when he returned, asserting that he had continued the treatment during the intervening four months. No lesions were visible on the skin, but he complained of pain, which seemed pleuritic in character.

"This pain was intermittent at first, but later had been almost constant. It was referred to the right side of the chest, running along the edge of the diaphragm. On examination the liver was found very slightly prominent, but dullness on percussion

showed enlargement to a hand-breadth below the edge of the ribs. There was marked tenderness on pressure below the ensiform cartilage.

"Such movements as putting on his coat, etc., gave pain, and he was not able to draw a full inspiration. He also complained of mental disturbance, and said that his mind wandered at times, and that he was sometimes delirious at night.

"The subsequent history of the patient was as unsatisfactory as is usual with patients of this class. Some improvement was made under treatment, which was continued with intervals of neglect until December 12, 1878, when he finally disappeared."

Now, if anyone doubts that the world, the medical world and its patients needs Hahnemann's "Chronic Diseases" such a case ought to convince him of his error.

Subscribe for it. \$8.00, delivered post paid. Through any Homœopathic pharmacist.

"GOOD MEDICINE."

In the November number of his *Eclectic Medical Journal* Dr. Scudder again takes up his favorite theme, "good medicine," "a subject I have been continually harping on for thirty years, and instead of exhausting it I find there is quite as much need to talk as there was when I commenced."

He has been examining a copy of the new "United States Pharmacopœia," "and I am sorry to say they are sticking in the mud where I left them three decades ago." "The Pharmacopœia," he writes, "treats all drug stock in the market as of equal value, as if it has the standard shape and color. It may lie at the London docks or in American warehouses for one or ten years. It may have grown moss or whiskers, be sold by gatherer, jobber, peddler, or at auction; it is all the same, and the manufacturer takes it in at the lowest price and makes it into standard medicines." A good point that. Tinctures made from old, dried up, worm-eaten plants, or from "fresh plants," that are fermenting and hot from tight packing, are labeled the same as those made, as they should be, from the really fresh plants. Labeled the same, and sold too often at the "cheap" prices that have such a fascination for many. If they were mountain climbing they would not trust themselves to half-rotted ropes, yet these find their parallel in inferior, "cheap" medicines.

"It is a duty every physician owes to his patrons," continues the doctor, "to buy only of the best manufacturers. It is equally his duty to examine every sample by sight, taste and smell, and see whether it is up to the standard of good medicine. This supposes that he knows the sensible qualities of a good medicine. If he does not know, the sooner he learns the better for all parties." "A few cents more or less on the four-ounce bottle makes no difference to you, for you want it good without reference to price." Most true, O veteran Doctor, but those "few cents" cover a multitude of drug sins in the eyes of many, especially when backed by a glib drummer, who insinuates that the firm asking a higher price for uniformly good medicine "wants the earth," while *he*, the modest drummer, only asks "a fair price."

Writing of countries where Pharmacy is a profession and not a commercial scramble for trade the Doctor relates the following:

"I have been in other countries where things were different, and where a pharmacist was valued at his true worth. Going into a shop in one of the French country towns I asked for a common medicine (an herb) the attendant took down a carefully corked salt-mouthed jar, and said: 'This is fresh; I gathered it myself and cured it. Look at the color—smell.' His face lighted up with pleasure one experiences in having done a thing well. In Germany I wanted a tincture of *Pulsatilla* and *Bryonia*. The pharmacist brought his bottles out with the pleasure he would have taken in showing his children, and the stout recommendation, 'I gathered it myself and made the tincture' would carry conviction that it was good medicine and no mistake, and I should like to see such pharmacy in this country."

"ALLEN & NORTON'S 'Ophthalmic Therapeutics' was compiled from verified and trustworthy symptoms, and we owe an immense debt of gratitude to the authors, and to the other faithful and skillful surgeons of the New York Ophthalmic Hospital, to whose labors we are largely indebted for the development of the resources of our school in this special department. In the possession of these specific remedies the Homœopathic oculist has a great advantage over one of the old school. A thorough knowledge of drug effects upon the whole system is requisite for successful prescribing as well as a familiarity with general dis-

eases. We cannot successfully prescribe for eye-symptoms alone, nor can we ignore the relationship between ocular affections and diseases of other organs, or the frequent dependence of eye diseases upon constitutional dyscrasia. For this reason an extended experience in general practice is very desirable before undertaking special work. The Homœopathic oculist with these added means of cure at his command—I say 'added,' for, of course, all resources of the healing art, from whatever source, are his to choose or to refuse—can achieve results impossible without them. When all mechanical, local and surgical measures are powerless, the suitable Homœopathic remedy will often preserve or restore sight and cure disease, where old-school medicine is confessedly of no avail. Many an operation can be obviated, and many an unfortunate sequence of operation be averted. Pain, in the large majority of cases, can be controlled without the use of narcotics, with their attendant unpleasant and sometimes dangerous effects, and the course of many diseases be materially shortened."—*Dr. E. H. Linnell, Norwich, Conn., before World's Congress.*

LOVERS of the exquisite in dress and toilet take as naturally to the "Vinolio soaps" and other toilet articles of that name as a duck does to water. They are expensive to be sure, but if you want a soap in which the genuine attar of roses has been employed as perfume, fine fats, "double-milled," and all that sort of thing, you cannot buy them at peddler's prices. Messrs. Blondeau et Cie sent the RECORDER man a box of their fine soaps about a year ago (it's about used up now), and he can candidly say that that soap has been a source of real pleasure every time it was used. When used it does not smell like the ordinary "scented soap," neither does the odor aggressively cling to your hands as do the cheap perfumes; yet it is, in evidence, a delicate suggestion of roses. In use these soaps do not seem to have the slightest tendency to roughen the skin. If you want something nice for yourself or lady take a look at these. Boericke & Tafel will show them.

Messrs. Boericke & Tafel.

Gentlemen: Please send one case, 48 cans, Romanshorn brand Condensed Milk. What I stated in the RECORDER one year ago I have verified in several cases the summer just gone, and of

little ones have only lost one, and when called to that case the mischief was done, as the family had given *Laudanum* and starch injections and arrested the discharges to the injury of the brain.

Cuphea vis.—I have had fine results from its use.

Yours most truly, HENRY E. PACKER,
Barre, Vermont.

The above success I feel due as much, if not more, to the good food, "Romanshorn."
PACKER.

THE *Homœopathic Envoy* continues to flourish. Its subscription list steadily increases and has now reached very respectable figures. The daily newspapers quote quite extensively from the *Envoy*, one recently having a column and a half credited to it. A good many physicians seem to find it useful to circulate the paper in their neighborhood as a missionary. The price to these is 10 cents per copy per year when taken in lots of 25 copies or more, mailed in bulk or to separate addresses. For sample copy address publisher, E. P. Anshutz, P. O. Box 921, Philadelphia, Pa.

DR. HELMUTH'S "With the Pousse Cafe" would make a neat Christmas present. The price is \$1.50, or by mail \$1.58. The contents, paper, presswork and binding are exquisite.

"THE germ theory of disease, which has been sprung upon us as new and fashionable in medicine, is really only the old fashion sprung up again, like the crinoline and other matters. A century and a half ago there were men insisting with great vehemence upon the truth of all or most of the ideas which are current in our midst to-day. The germ theory was in fact the same as the one of the present day, only it did not take rapid hold of the minds of those who heard it, and, therefore, by and by it dropped out of fashion."—*Dr. Edmund A. Cook, in Journal of British Homœopathic Society.*

PERSONAL AND IMPERSONAL.

Dr. H. Worthington Paige has removed from 320 W. 28th street, to 146 W. 57th street, New York.

There are no micro-organisms on Homœopathy.

Dr. Samuel Worcester, author of the standard work on "Insanity," has removed from Boston to Los Angeles, Cal.

If there were more orificial cleanliness there would be less need for orificial surgery.

After reading of the wonders accomplished with "cerebrine," "hepatine," etc., one realizes what a fine art medical advertising has become.

Dr. B. Kaffenberger has removed from Cleveland, O., to Houma, La.

Dr. Milton Powel has removed from Yonkers to 251 W. 76th street, New York.

"We may all be wrong, and Dr. Gould (*Medical News*), may be the embodiment of moral rectitude and superlative wisdom, but we doubt it extremely."—*Charlotte, N. C. Medical Journal*. (Regular.)

The American *Lancet* says that Hammond's "Animal Extracts" swarm with bacteria—"thousands of septic germs."

The world moves: "The excitement was caused by the high priest of Shintoism embracing a couple of the ladies." Report of the Congress of Religions.

"Some of the Christians behaved badly, but they were few." Report of Congress of Religions.

"— that preposterous hypothesis and greatest of modern delusions which has been unduly dignified by the term, Germ Theory of Disease—it is false from base to summit."—*Dr. T. Powell, in St. Joseph Medical Herald*.

How do you know that "Hahnemann was wrong in his theory of chronic diseases" until you have read what he has to say on the subject?

"Wants" or "For Sale" advertisements in the RECORDER, this page, \$3.00 for each insertion.

Burnett's defiance grows bolder. His last two works on the "Skin" and on "Tumors" should be read by all thoughtful men. They cannot be whistled down.

With "cuticura," *et hoc genus omne*, raging in the velvet places of the advertising world, the need for Hahnemann's *Chronic Diseases* becomes more and more imperative.

"Their [the older physicians] practice was based on experience which showed them that the removal of psoric eruption from the skin by external applications was followed by innumerable ailments and most grievous chronic maladies."—Hahnemann's *Chronic Diseases*.

"*Psora*. It is an internal disease—a sort of internal itch—and may exist either with or without an eruption upon the skin."—*Chronic Diseases*.

The address of Dr T. L. Bradford, author of the *Life of Hahnemann*, now running in the RECORDER, is 1862 Frankford Road, Philadelphia, Pa. If any of the readers have any points concerning Hahnemann's life Dr. Bradford would be glad to correspond with them.

If you want a *good* article of Peroxide of Hydrogen get that made by the Oakland Chemical Co.

Boericke & Tafel now keep in stock the *genuine* imported Castile soap; it is, as you know, made from pure olive oil instead of animal fats. A royal soap.

Subscribe for the HOMŒOPATHIC RECORDER, \$1.00 a year. Published monthly.

THE HOMŒOPATHIC RECORDER.

VOL. VIII. PHILADELPHIA AND LANCASTER, DEC., 1893. No. 12.

(Copyright applied for.)

THE LIFE OF HAHNEMANN.

By Thomas Lindsley Bradford, M. D.

[CONTINUED.]

CHAPTER XXII.

CORRESPONDENCE WITH ROBBI—PROVING REMEDIES—HAHNEMANN TO STAFF, ON PROVING—HARTMANN'S STORY OF HAHNEMANN'S LIFE AT LEIPSIK—HAHNEMANN'S STUDENTS.

Soon after Hahnemann commenced to lecture at Leipsic, one Dr. Robbi, a young Allopathic physician, succeeded in ingratiating himself in his favor by feigned respect and admiration for his genius. He afterwards became one of the foremost in ridiculing his system. Robbi's letter and Hahnemann's answer are both given in full, as illustrating the kindness of Hahnemann towards the man whom even then he must have mistrusted. Dr. Robbi writes as follows:*

"Noble and Honored Sir: A year ago I heard you deliver your lectures on the 'Organon of Healing' with much pleasure, and how the scales fell from my eyes; much was clear to me, but there was much that was not clear, and therefore I had almost decided, along with my late friend, Mr. Hannemann, to investigate more thoroughly a system by which we might be able to attain to something more positive in medicine. My friend, H—— and I had incurred much enmity among our colleagues through our vindication of your method of healing, and especially that of Dr. N——.

"My friend, Hannemann, died, and his death took me back to

*"Biographisches Denkmal," p. 128.

practice in the hospital, and finally the derangement of my nervous system by a so-called typhus nosocomialis took me far from my beautiful goal. But, nevertheless, I studied your 'Organon.' I have now taken a degree, and have no longer to spend so much on the symbolical books of the *Ars conjecturalis*.

"I have taken the liberty to write to Prince Repnin, through his family physician, Dr. Bizzatti, who is my friend, about the public benefit that would be derived from introducing your method of healing, and I hope to receive more definite information about the matter in a few days.

"I should like very much to talk with you personally on some topics concerning your system. I have already gone twice to the lectures in your department and was not admitted, so that I suppose that my visit is not agreeable to you, and I must have recourse to writing.

"And, besides this, unfortunately, I have seen from one of your letters to Dr. Dienemann that you wholly misjudge me and already consider me to be sunk in the mire of the old school. I shall not cast aside my method of healing until I find a better one; and I shall by no means depend either on the prejudices of custom—that childish belief—and justify or defend what is nonsensical; only I must first have clearness, for then only am I successful.

"I have thought of translating your 'Organon' into English or Italian; but as I cannot previously have a personal talk with you about the matter, I think that it will scarcely be able to be done. There is no doubt that the publication of such a system of medicine would produce no insignificant revolution among the learned in England and Italy, since the unimportant system of the theory of contra-stimulation, which is nothing but a modification of Brown's theory of stimulation, has already taken root in the whole of Italy. I can send you an Italian treatise on this system, if it would be of interest to you, to make yourself acquainted with it.

"With profound esteem, I have the honor to be

"Your obedient servant,

"DR. HEINRICH ROSSI.

"P. S.—Of your works, I have only the 'Organon' and the defence of your system against Hecker's silly attack. I must procure for myself all the other books that you have written, and I therefore entreat you to furnish me with a complete list of the same."

To this letter Hahnemann made the following dignified and kindly answer:

"*Dear Dr. Robbi:* Having taken your degree, you are now at liberty to think and act as you please—a desideratum of the greatest importance to every artisan. You are now free to go on in the old way, or to adopt the new one now pointed out.

"I am gratified to find that, though owing to my professional engagements, I was unable to converse with you at my residence, I am now able to communicate my meaning to you in another and more permanent manner, by writing. The tendency of my opinion is to warn you against the adoption of Homœopathy. Listen to me!

"When we pursue a practical career in life we usually have a threefold purpose: 1st. To make ourselves generally beloved by our mode of thinking and acting, to make no blunders, and to be corrupted by nobody. 2d. To arrange our business so as to transact it the most readily. 3d. To earn as much as possible by this business.

"You can reach no one of these three purposes so well through Homœopathy as through the way usually chosen. For you think, since one is tolerated among his colleagues if he wishes to do nothing that is new, and immediately pursues the same path as they do, that it commands respect not to raise yourself above them by introducing improvements, and not to cast suspicion upon the belief of your ancestors by any innovations.

"Then one is your 'dear colleague,' and it comes into the mind of no one of these colleagues to undermine your good name by defamation.

"If one is addicted to their way, to their belief—hallowed by time-honored opinions—in other words, does as they do, who should then calumniate, harm, and persecute you? How can it come into the mind of anyone who has a conscientious heart to do wrong to a brother of the same persuasion? By following this course you clearly see you secure good will of your colleagues, and you perceive that no one will then rob you of the esteem and confidence which you command among your patients. You remain without scruple a friend to their surrounding and in the most friendly understanding with them. Is this of no significance?

"On the other hand, I need not remind you of what the Homœopathist has to endure. Just recall what you have heard

with your own ears, or have read here and there. Would you court such martyrdom? I do not advise you to do so.

“The second purpose, the readier transaction of business, you cannot reach as certainly as by the usual way. There are enough prescriptions of a prescribed form for all specified diseases, and if some disease has no name it is given a prescribed name, and there is applied to it the medical formula given to it by the learned man who wrote on that particular disease. Everything is at hand, and we have only to imitate, and if anyone censures or condemns the treatment he is referred to the book. Then he must hold his tongue! How easy it is to incorporate in one’s memory a certain number of formulas which one need only to recall to mind at the bedside of the patient in order to jot down one thing or other on a slip of paper. This requires scarcely two minutes. The apothecary prepares the prescription for us, and what a convenience!

“And then only a few questions to ask the patient, to see his tongue and to feel his pulse, in order to know what is the ailment. In this way a dozen patients are prescribed for and got rid of in an incredibly short space of time; and then one can have to himself almost the whole day! By this method the apothecary remains favorably inclined to us; and who does not know how important and indispensable his favor is to the physician?

“How ill fares a Homœopathic physician! He must take the trouble to inquire about all the circumstances or conditions of the patient in order to be able to select a suitable remedy. This occasions a loss of time, at least at the first visit, and in this time the ordinary physician can prescribe for three times as many patients; and then he gives a very considerable number of glasses, jars and boxes. Sick people are accustomed to these, and they like to have many, and of different kinds; but, on the other hand, the little that the Homœopathist gives scarcely begets the confidence of the sick. It would be foolish to reply that the Homœopathic physician can have himself better paid, because notwithstanding the loss of time in questioning and meditating, yet he helps the patient in a shorter time than does the Allopath.

“And, besides all this, all the rest of the medical fraternity strive heartily and mightily to alienate their acquaintance from him. I well, too, know the might of the innumerable lashing tongues which can proscribe one Homœopathic physician. My worldly

wisdom protects me from this vituperation, and it will so continue to do.

“And as regards the seemingly trifling matter of conscience which the Homœopathic physician awakens and develops by his precise delineation of disease, by his selection of the exactly suitable remedy, and by the conviction that he should conscientiously furnish the true remedy to the patient with his own hands and supply it, too, with the best talent at his command, he ought to strive to keep it pure.

“But in this respect the Allopathist has to render an account to no one. He thinks, though, that it cannot be so bad and sinful since there are so many others who do not do differently, and that if there is a future beyond the grave, and an accountability is to be rendered there, I too will remain where those many thousands of physician are; and he may even question whether there is a future, since so many jovial brethren say, ‘Eat, drink and be merry, for there is no pleasure beyond the grave.’ Though the conscience may sometimes permit itself to be set aside with the aid of a glass of wine, this cannot but be bad.

“In fact, whoever has led for a few years the jovial, unconcerned and easy-going life of the ordinary practitioner of medicine, will not long for a so-called conscientious, or at least painstaking, system of healing, such as is the Homœopathic. For what is more void of concern and more easy and comfortable than the usual method of healing?

“And the third purpose, earning a better livelihood, is wholly on the side of the ordinary physician. For we should bear in mind that he remains pretty nearly in the customary groove, or rut of practice, and does not stumble upon any innovation as regards his patients, and but little in respect to his colleagues and the apothecaries. And ought he ever to lack customers? The apothecary mostly refers patients to the physician who gives plenty of prescriptions, and the physicians do not advise against this, for the apothecary is of their way of thinking. And how many patients there are who get three or four prescriptions daily.

“The more of such prescriptions, the more there is doing, and the greater are the receipts of the apothecary. He, too, does not lack a good income; for the great quantity of prescriptions furnish it.

“If you wish to provide yourself as a matter of curiosity with what has been written by the man who at great personal

sacrifice, has dared to contradict all that has been done to improve the status of medicine for many centuries, I respectfully refer you to the following few books:

“The ‘Organon’ describes the various diseases and the remedial virtues of medicines viewed from a new standpoint, and applied very differently from what has been done hitherto.

“The ‘Fragmenta de viribus Medicamentorum positivis,’ two volumes, published by Ambr. Barth, Leipsic, 1805, describes the few peculiar medicinal actions or effects that I have discovered, and without a knowledge of which I think that we cannot use a medicine properly and rationally in any ailment.

“The ‘Pure Materia Medica’ is a continuation of the ‘Fragmenta,’ though treating of only a small part of the medicines. The first volume of this was published in 1811 by Arnold, at Dresden, and by Bruder, at Leipsic. The publication of the second part has been delayed by the dilatoriness of the publisher.

“The title of the book which you request me to send you is ‘Treasury of Medicine’ (Arzneischatz), published by Wilhelm Fleischer, 1800. It contains some observations of mine.

“My contemporaries must resort to these few books, in order to make themselves familiar with Homœopathy; for I have not the time to tell to each personally what is requisite to become a Homœopathist.

“However, if I can be of assistance to you in understanding some phases of the subject, I will gladly give you audience any forenoon from 10:30 to 11 o’clock. My leisure time is very limited during the rest of the day.

“S. HAHNEMANN.”

What a quiet bit of meaning in Hahnemann’s line concerning the Treasury of Medicine. “It contains some observations of mine.” This is the book of medical prescriptions for which Hahnemann wrote that famous preface ridiculing and condemning the whole book. It certainly did contain some “observations!”

Robbi did not become a disciple. He entered the ranks of Hahnemann’s detractors. It would seem that he did not intend to honestly investigate, by the tenor of his letter.

Hahnemann’s letter shows his opinion of Robbi; one reads between its lines that he never was altogether his dupe, but exercised a certain forbearance towards that young hypocrite.

Hahnemann now had a number of devoted disciples who gladly and faithfully assisted him in testing the effects of drugs

upon their own healthy systems. This was a season of triumph and happiness for the old reformer; he was busily engaged in his favorite studies, and he also had the satisfaction of knowing that at last he was educating others to aid him in disseminating his new and beneficent law of medicine.

In connection with this epoch of proving, the following is an extract from a letter written to Stapf in September, 1813:*

"You are right that the aggravation by any substance, or symptoms which are present, most probably indicates that the medicine has the power of exciting these symptoms of itself. We must not, however, incorporate such symptoms in the list of the positive effects of the medicine, at least not in writing.

"All we may do is to bear them in mind, so as to direct our attention to them specially, should they occur for the first time during the use of the medicine.

"When I propose any substance for proving, I will take care that it is not one that is dangerous to the health, and so prepared that it will not affect you too violently; for we are not entitled to do injury to ourselves. I send you along with this some tincture of pure *Helleborus niger*, which I gathered myself. Each drop contains one-twentieth grain of the root. Any day when you are well, and have no very urgent business, and have not eaten any medicinal substance (such as parsley) at dinner, take one drop of this to eight ounces of water, and a scruple of alcohol (to prevent its decomposition), shake it briskly, and take an ounce of it while fasting; and so every hour and a half or two hours another ounce, as long as you are not too severely affected by what you take. But should severe symptoms set in, which I am not afraid of, you may take some drops of tincture of *Camphor* in an ounce of water, or more if necessary, and this will allay the symptoms.

"After all the effects of the *Hellebore* have subsided, I wish you to try the effects of *Camphor* alone (it is a divine remedy). About two grains dissolved in a scruple of alcohol, and shaken with eight ounces of water, taken four or six times a day, with similar precaution as the other.

"I thank you for the symptoms you sent me; many of them are very important. You must always strive to discover the exact expression for your sensations, and the changes in your sensations, as well as the conditions under which they are excited. My present scholars have a lighter task in this respect.

*Stapf's "Neue Archivs.," vol. I. *Brit. Jour. Hom.*, vol. III., pp. 137-140.

Whenever they present me with such a list, I go through the symptoms along with them, and question them right and left, so as to complete from their recollection whatever requires to be more explicit, such as the time, conditions, etc., in which the changes were prescribed."

Stapf having suggested to Hahnemann the plan of inviting physicians to assist in proving medicines, he continues in the same letter as follows: "But all this you must do for yourself; you must go through the written prescription in order to find what has yet to be reported. In this respect yours is a harder task. From this strictness of mine for the promotion of the truth, you will perceive that your plan, although very well meant, is quite impracticable. Which of our everyday colleagues would undertake such laborious experiments? When he can tap upon his well-filled receipt-book and say: 'Thou art my comfort; never can I be in doubt what to prescribe when I have thee at hand. It may go with my patients as it likes; I am quite safe. These receipts of the learned masters, as long as I prescribe them, no person can find fault with me.'

"It would be in vain to attempt to elevate the views of such people. Even if we had an eternity to expend upon them, they never would resolve upon such careful experimentalism, since the common physician feels himself so comfortable without observing, in the easy following of others in quoting 'authority' for everything, in speculating and assuming.

"No, no, dismiss all such hopes. Such resolutions are not to be expected from such people. And what would the accomplishment of their attempt be, suppose they made an attempt out of curiosity. Deceptions, imaginative stuff, or positive falsehoods, with their irregular mode of life, their volatility and their deficiency in the spirit of observation and integrity; may God keep the pure doctrine from such dross.

"No, it is only the young whose heads are not deluged to overflowing with a flood of everyday dogmas, and in whose arteries there runs not yet the stream of medical prejudice; it is only such young and candid natures, on whom truth and philanthropy have got a hold, who are open to our simple doctrine of medicine; it is only those who, impelled by their own natural impulse (as I gladly observe in my pupils) to restore to the light of day by their devotion to the truth, those treasures of medicinal action—ineestimable treasures which have been from of old allowed to lie unknown in obscurity of self-complacent, false

reasoning ingenuity; and I think some of them have made considerable progress in the practice of observation, and so will the good spread, but only where it finds suitable ground and soil.

“One word more: no encomiums of me; I altogether dislike them, for I feel myself to be nothing more than an upright man who merely does his duty. Let us express our regard for one another only in simple words and conduct indicating mutual respect.”

It should be remembered that Hahnemann had previously written in Hufeland's journal essays explaining his opinions, and asking the aid of the profession in his plan for perfecting the *Materia Medica*. Dudgeon says of this:* “Alas! for the boasted zeal and earnestness of the medical profession, Hahnemann's appeal met with nothing but derision and contempt from his colleagues. None, not one, saw the utility of putting himself to inconvenience for the purpose of ascertaining the powers of the instruments he was hourly called upon to use in cases of life and death. One and all were perfectly satisfied with the traditional system they and their ancestors had practiced.”

So, with his coterie of earnest students, Hahnemann quietly continued to experiment with medicines, and to note their effects upon each healthy person until a great book filled with the provings was the glorious result; a book whose teaching has since been the means of removing much suffering from humanity.

The story of the life of Hahnemann and his students in Leipzig has been told by one of them, Dr. Franz Hartmann.†

These events happened in 1814, and when Hartmann was eighteen years of age.

Hartmann says: “Hornburg was again my roommate; after three months' residence there he introduced me to the acquaintance of Hahnemann, and sought admission for me into the narrow circle of the friends of this great man. Whoever has seen Hahnemann, has personally made his acquaintance and has heard him speak, were it but once, with lofty enthusiasm and transporting eloquence, of his important discovery in the domain of practical medicine, will surely think it by no means strange that a tyro in medicine should inwardly resolve

*“Lectures on Homœopathy.” 1854. Page 179.

†*Allgemeine Homœopathische Zeitung*, vols. xxvi., xxxviii., xxxix.; Kleinert's “Geschichte der Homœopathie;” Translations in Shipman's *N. W. Jour. Hom.*, vol. iv., *Med. Counsellor*, vol. xi.

to devote his whole life without reserve to him and his doctrine. I am confident that every one who knew Hahnemann at that time agrees with me, or surely does not blame my apparently extravagant praise of this venerable man endowed by nature with such a lofty intellect, if I set him by the side of the greatest intellects in the profession in our time, and even declare him to be the greatest of them all, since no physician has commenced such a gigantic work, and one so likely to endure the test of time, nor brought it to such a pitch of perfection that it may not only be compared with former medical systems, but is in many respects quite superior to them.

“This is readily admitted now, but even then, when I made Hahnemann's acquaintance, his fame was widespread, and he performed cures which bordered on the incredible, and which established his reputation more and more permanently. This was especially the case with those frequently recurring diseases from the undue use of medicines, the cure of which was the more easy to him, as he always made it a rule in his inquiry into the physiological effects of drugs to learn with accuracy the antidote of each one.

“I might have degenerated into a mere partisan if I had followed Hahnemann's advice to study nothing but his system, which had a firm and substantial basis, while in the old system nothing was reliable—a suggestion which he made to all his pupils, and which in many respects has been the occasion of great mischief, and has proved unfortunate to many of his adherents. I observed the surprise expressed by Hahnemann's countenance when I asked him in return whether it would answer well merely to be examined in Homœopathy alone. The many evasions with which he used to avoid answering this question quite convinced me of the danger and impracticability of his advice, and the matter was never mentioned during the course of my studies with him; indeed he seemed purposely to avoid alluding to it in the presence of the other young men, many of whom were studying with him at the same time, as if he perceived how untenable was his position.

“He took pleasure in conversing with me on the sciences, and was always most enthusiastic when on the subject of *Materia Medica* and therapeutics. I always took especial pains to add fuel to the fire, partly because his fiery zeal was entertaining, and partly because I acquired thereby such a knowledge of Homœopathy, and for many practical observations upon Homœopathy I am indebted to these explosions.

“It was, moreover, particularly interesting to see Hahnemann, a small, thick-set man, constrained in his gait and bearing, with a bald head and a high, beautifully formed forehead; as the blood at such times crowded up to his head the veins became turgid, the brow was flushed, his brilliant eyes sparkled, and he was obliged to take off his little cap to admit the cool air to his heated head. It was usually only scientific subjects, and among these his new doctrine especially which could excite him to such a degree as this, and could inspire him with the eloquence of an apostle.

“It was an elevating sight for his pupils, thus to see the master in their midst; at such times everyone partook of his enthusiasm, and resolved that in spite of every persecution, of which we had already experienced enough, that he would persevere and aid in the great work, for which Hahnemann himself offered the best opportunities, since he requested everyone who was free from disease to engage in the proving of drugs. Unlearned as we yet were in medicine, and still more unlearned in the proper method of proving drugs, there was nothing left for him but to teach us first, and to instruct us minutely in the course we were to pursue, in every respect; this he did in a few words, but in the clearest and most perceptible manner as follows :

“The human body, when it has attained a development nearly complete, is the least exposed to sickness from transient influence, or from the deprivation of its accustomed food, because the powers of life existing in their integrity overpower any injurious effects from such causes before they can make any progress; hence, in case of young persons, a long preparatory course is not necessary before the proving of a drug; a resolute determination alone is requisite to avoid everything which may tend to disturb the process.

“During such a proving he absolutely forbade coffee, tea, wine, brandy and all other heating drinks, as well as spices, such as pepper, ginger, also strongly salted foods and acids. He did not forbid the use of the light white and brown Leipsic beer.

“He cautioned us against close and continued application to study or reading novels, as well as against many games which exercised not merely the imagination, but which required continued thought, such as hazard, cards, chess, or billiards, by which observation was disturbed and rendered untrustworthy. He was far from considering idleness as necessary, but advised

moderate labor only, agreeable conversation, with walking in the open air, temperance in eating and drinking, early rising, for a bed he recommended a mattress with light covering."

CHAPTER XXIII.

HARTMANN'S STORY CONTINUED--METHODS OF PROVING--HAHNEMANN'S DOMESTIC LIFE--METHODS OF PRESCRIBING.

"The medicines which were to be proved he gave us himself the vegetable in the form of essence or tincture—the others in the first or second trituration. He never concealed from us the names of the drugs which were to be proved, and his wish that we should in the future prepare all the remedies whose effects we had while students conscientiously tried, fully convinced us that in this respect he had never deceived us.

"Since he for the most part had previously proved the drugs upon himself and his family, he was sufficiently acquainted with their strength and properties to prescribe for each prover according to his individuality, the number of drops or grains with which he might commence, without experiencing any injurious effects. The dose to be taken was mixed with a great quantity of water, that it might come in contact with a greater surface than would be possible with an undiluted drug; it was taken early in the morning, fasting, and nothing was eaten for an hour. If no effect was experienced in three or four hours, a few more drops were to be taken; the dose might even be doubled, and the reckoning of time was to begin from the last dose; the same was the case where the drug was to be taken for the third time. If, upon the third repetition, no change was remarked, Hahnemann concluded that the organism was not susceptible to this agent, and did not require the prover to make any further experiments with it, but after several days gave him another drug to prove.

"In order to note down every symptom which presented itself, he required each one to carry a tablet and lead pencil with him, which had this advantage, that we could describe with precision the sensation (pain) which we experienced at the time, while this precision might be lost if these sensations were noted down at some subsequent period. Every symptom that presented itself must be given in its connection, even though the most heterogeneous symptoms were thus coupled together;

but our directions were still more precise; after every symptom we must specify in brackets, the time of its occurrence, which time was reckoned from the last dose. It was only when one or two days had passed without the occurrence of any symptoms that Hahnemann supposed the action of the drug to be exhausted; he then allowed the system a time to rest before another proving was undertaken.

"He never took the symptoms which we gave him for true and faithful, but always reviewed them once with us, to be sure that we had used just the right expressions and signs, and had said neither too much nor too little. At first it often happened that there were errors enough, but these became fewer with every proving, and finally there were none at all. Peculiar care is needful to apprehend symptoms which do not make themselves so very prominent, for these are frequently the most important, the most peculiar and the most characteristic, of much greater significance than those which occur with violence. The former are most frequently elicited by the smaller and more delicate doses, while the latter owe their origin to the larger.

"I could get no symptoms after the second or third dose if not from the first. If after the first dose symptoms presented themselves even faintly, I could rely on more characteristic symptoms appearing every hour. Our old Provers' Union consisted of Stapf, Gross, Hornburg, Franz, Wislicenus, Teuthorn, Herrmann, Ruckert, Langhammer, and myself (Hartmann)."

These, the first pupils and adherents of Hahnemann, were bound very closely to the master. Hartmann gives a short sketch of the personality of each.* Franz, who had been cured by Hahnemann of a very serious disease, was older than the others, and was his assistant. He was a good botanist and collected plants for the master. When it was in Hahnemann's collection then no time was lost in preparing it as fast as possible for medicinal use. Both then labored with diligence, no one was ashamed to perform the humblest labor, the chemical laboratory was a sanctum from which we were as difficult to drive as a fox from his burrow. Franz also arranged the symptoms of the provings, according to the schema of Hahnemann, copying them many times.†

*Biographical sketches of these men will be found in a future chapter.

†Shipman's *Northwestern Journal of Homœopathy*, vol. 4. *British Journal Homœopathy*, vol. 32, page 453. "Leben und Wirken," 1875. *All. Hom. Zeit.*, vols. 26, 38, 39. Kleinert's "Geschichte der Homœopathie," p. 88. *Med. Counsellor*, vol. 11, p. 238.

Hartmann further says of this Provers' Union: "Their activity as drug provers began with *Causticum* and covered the entire period from the second to the sixth part of the *Materia Medica Pura*, without, however, ceasing with *Stannum*. But in other ways, a few years later, were they active factors in the development of Homœopathy, at first as medical practitioners successfully employed in every special field of labor; later as contributors to a literature which was now aiming to construct, then to combat opposition, and which finally sought to gain proselytes among professional men and among laymen."

Hartmann continues: "Hahnemann was an honorable man, and the peculiarities for which he was blamed were probably due to the unpleasant situations of his life, to the mistaking of his character, the unfounded and malicious calumnies and invectives, and his final withdrawal from all social intercourse.

"His only faults were mistrust and avarice, but so modified that only a long intercourse with him enabled them to be discovered.*

"In his domestic circle he displayed an amiability that charmed every one, as I with others of his favorite students had frequent opportunities for observing. There sat the silver-haired old man, with his high, arched, thoughtful brow, his bright, piercing eyes, and calm, searching countenance, in the midst of us, as among his children, who likewise participated in those evening entertainments. Here he showed plainly that the serious exterior which he exhibited in every day life, belonged only to his deep and constant search after the mark which he had fixed for himself, but was in no respect the mirror of his interior, the bright side of which so readily unfolded itself on suitable occasions in its fairest light, and the mirthful humour, the familiarity and openness, the wit that he displayed were alike engaging.

"How comfortable the master felt in the circle of his beloved and his friends, among whom he numbered not only his pupils but also the learned of other faculties, who did homage to his learning; how beneficial was the recreation which he then allowed himself after eight o'clock in the evening seated in his arm chair, with a glass of light Leipsic white beer. It was highly interesting at such times to see him become cheerful, as

**British Journal Homœopathy*, vol. 8, page 548. "Caspari's Domestic Physician," edited by Hartmann. Leipsic, 1850. American edition. Philadelphia, 1852.

he related the procedure of the older physicians at the bed of sickness, when with an animated countenance he shoved the little cap to and fro upon his head, and puffed out clouds of tobacco smoke, which enveloped him like a fog; when he spoke of his deeply affecting life and related circumstances of it, his pipe often went out, and one of his daughters was then instantly required to light it again. He appeared displeased when in these hours his advice was sought in cases of disease. He was then either laconic, or called out to the patient in a friendly way, 'tomorrow on this subject.'

"His hours of audience were from 9 to 12 in the morning, and from 2 to 4 in the afternoon. No person was permitted to enter the hall who had not first passed the review, which function was performed every week alternately by one of his daughters, and for which she placed herself like a warder at a little window next the hall door.

"His apartment was usually filled with patients. He examined accurately, and wrote down in his journal himself all the symptoms of which the patient complained, even those apparently insignificant, to which he successively referred previous to furnishing the medicine required, and which was obtained from another room. After the clock had struck 12 in the morning and 4 in the afternoon no visit from any quarter was received. At 12 to the minute he was called to dinner, after which his attention was not easily called to anything else. At one time, in the warmth of conversation having twice disregarded the call, at the third more earnest one from his wife, he smilingly observed, 'This time I shall get a gloomy look.' This expression several times heard from him convinced me that this great man, who had so much influence over others, had to be placed under a guardian in his own house, which, however, he willingly endured, and granted to his wife this slight triumph, since she watched with the greatest attention and punctuality all his peculiarities, sought to gratify them, permitted him to want for nothing, and also undertook alone the bringing up of his children, so that they might not disturb him in his numerous engagements.

"After the expiration of the time allotted to giving advice in the afternoon, it was the daily custom of himself and family, in all weathers, to take an hour's ramble through the city, where he walked arm in arm with his wife in the van, and several paces behind them came his three daughters, also arm in arm;

sometimes a more extended jaunt to Schleuzig, little Kuchen-garden or Gohlis was undertaken.

"He sometimes invited us to supper; the food was temptingly savory, and instead of the usual white beer a good wine was served. Hahnemann was on these occasions the happiest of men, and joined with the rest in the most mischievous mirth, without, however, violating the dignity of his station or in any respect making of himself a target for wit.

"About 11 o'clock we took our leave of Hahnemann and banqueted long after on the recollection of those delightful evenings."

It may be mentioned here that Hahnemann's residence in Leipsic was in the Burgstrasse, in a house known as the "Goldenen Fahne."

The year of 1813 was one of triumph to Hahnemann. The contagious typhus fever, the typhus of the camps, prevailed throughout the length of Germany. Hahnemann attended cases of this terrible disease with a success that silenced his critics, and proved the superiority of the new method and of the truth of his principle. This malady was introduced by the French in the retreat from Russia. Out of the great number treated by Hahnemann he lost but two—an old man, and another who died from neglect in his diet.

In January, 1814, he published in the *Allgemeine Anzeiger* an article on the "Treatment of the Typhus or Hospital Fever at Present Prevailing." In this he gives an account of his successes with *Bryonia* and *Rhus tox.*

In 1816 we find Hahnemann contrary to his usual customs, engaged in a battle of polemics with one Professor Dzondi, of Halle, in regard to the right treatment of burns. Dr. Dzondi had, in the *Anzeiger*, recommended the use of cold water, and Hahnemann mentions radiated heat and other warm applications. He published two articles on the subject.*

[TO BE CONTINUED.]

MY EXPERIENCE WITH THERIDION.

Suppose I have a vial of mother tincture of *Aconite*, I am absolutely certain that I have in my possession a drug of unquestioned power for good or evil; I can speak positively of the dose required for either a so-called physiological or a cura-

*"Lesser Writings," New York. 1852.

tive effect. We are here dealing with certainties of drug action that all can verify very readily. If we now take one drop of this tincture to ninety-nine drops of *Alcohol*, and again one drop of this solution to other ninety-nine drops of *Alcohol*, we are fast leaving the tangible ground held before; we can hardly utilize these preparations to produce "physiological effects," but I think the experience of all of us bears me out in asserting that the curative powers of *Aconite* are as positively obtained with the second or third attenuation as with the more concentrated preparation. But suppose we carry this attenuating process on thirty times in order to obtain the thirtieth potency, the proper attenuation according to Hahnemann for every drug, have we anything left in this preparation identical in effect, qualitatively at least, with the first? Most Homœopaths, theoretically at least, do maintain that we still have curative effects, and hence the entity of the drug has not been lost or destroyed by this phenomenal attenuation, no matter what has become of its more material envelope. What this really implies the human mind cannot conceive of so long as we recognize in potentiation merely an indefinite diluting process, a mere sub-division of the original material particle. We speak glibly enough of the thirtieth and two hundredth potency, but never realize the amazing attenuation of the original drug this involves. Evidently, degrees of matter are opened up or properties of matter are dealt with here beyond the recognition of modern science. We are dealing with forces here entirely removed from anything within the domain of ordinary conception or modern scientific research. It is rather late in the day for us Homœopaths to deny the existence of medicinal forces in the thirtieth potency, inexplicable as it may be, and irrational as it may seem to the physician of the old school. Anyone who is acquainted with the history of the re-proving of *Natrum mur.* by the Vienna physicians, or read the remarkable proving of *Helloderma* in the *RECORDEE*, will be led to believe that the pathogenetic powers of the thirtieth potency are capable of being demonstrated. With this thought in mind, I wish to relate the following experience with the thirtieth centesimal [Tafel] potency of *Theridion*:

Previous to the incident to be recorded, my knowledge of *Theridion* was limited to the few characteristics given in the college lectures. I have always been perfectly well with the exception of a headache semi-occasionally, usually due to loss of sleep. It was during one of these nervous headaches, with

more than usual acute pain most markedly aggravated by any noise, that I thought of *Theridion* as a remedy. The vertigo and extreme sensitiveness to noise brought the medicine to mind. I was trying to read at the time, and without much further thought took a dose of the 30th centesimal potency—the only preparation I had on hand. I continued my reading, was rather absorbed in my subject, when after about one-half hour I recalled my headache and it was gone. This was rather a singular experience, since never before had I found any remedy but sleep to cure my peculiar headache. But now began the curious part. Suddenly I felt a buzzing, stinging pain in the back, side, everywhere all over the body; a sharp, sudden stinging thrust, something that I never experienced before in my life. It was a long time before I connected these pains with the dose of *Theridion*, but at length the thought suggested itself that it might be an effect of that medicine. I paid no further attention to it, although these stinging pains continued throughout the rest of the day. The next day they appeared less often, but now I repeated this test several times with similar results. I herewith present a detailed account of one of these experiments:

Took one dose of thirtieth centesimal *Theridion* at 2 p. m. No special symptoms showed themselves until 9 p. m., when a very marked uncomfortable sensitiveness in both thighs, especially the upper part, showed itself, so that I found myself constantly lifting up my trousers and rubbing the thighs, which relieved. It is a stinging, burning, diffused, uncomfortable sensation. Itching between toes of left foot. Stinging pains in different parts of the body—toes, fingers, legs, scalp, ears, back, etc. I experienced these symptoms for an hour, off and on, and take off my mind from reading; it feels as if scores of fleas were over me. Stinging pain on left side, over anterior aspect of spleen, very persistent.

The hyperæsthesia of skin of the thighs remained next day; also sharp, persistent stinging on left elbow, left foot, left knee, left hand, especially first joint; left chest. The pain in left chest continues, is worse on deep inspiration, bending over, pressure. Pain in triceps, back of hand, inner edge of scapula, in arm just above elbow. Right side now began in similar manner—right arm, right side of head, persistent pain first above right nipple.

Third day.—The pain in chest, over region of heart, very severe. Symptoms of nasal catarrh, dry, offensive.

Fourth day.—Severe pain in region of left hip, left shin bone.

Fifth day.—Pain in left chest seems deeper, is worse on pressure, and seems to be in bones. Woke up earlier than usual, with dreams of a depressing nature, something entirely new to me. While crossing the bay, feeling of nausea. Later, pain in left side reappeared worse on pressure; constant, unabated aching. Next morning this pain was even more severe, noticed especially on exertion, as in running for a car, worse around the nipple region. The pain seems to be deeper than at first, marked more on breathing deeply, and on lying on affected side. A similar pain was noticed for a little while on the right side around the nipple, but not so pronounced. Only one other symptom showed itself besides, and this was a bone pain in the tibia at night—leg felt very sore.

After I had made these tests with *Theridion*, it occurred to me to look over Hering's proving, and there I found sufficient confirmation of my symptoms to believe them to be indeed the product of that thirtieth potency. I find especially marked the cardiac anxiety and pain, the itching sensations, stinging pains, etc—with none of which I had been acquainted, as I had never looked up the symptomatology before.

By this time I was thoroughly impressed with the direct connection between *Theridion* and the persistent pain in the left side of the chest. I related the experience to my friend, Dr. W. A. Dewey, and volunteered to make a test of the correctness of these observations. He was to take ten vials of pellets, nine of which should be saturated with *Alcohol* and one with the *Theridion*, number them, and then turn them over to me, and I was to determine the one saturated with *Theridion* from its effects; namely, from its power to produce this pain in the side. I chose blindly vial No. 3 and took one dose. My idea was to continue the remedy three days, and if no symptoms showed themselves I was positive that it was not the *Theridion*, for experiments invariably showed the pain to be produced after twenty-four hours. On the second day appeared the aching in the side and increased, and I was sure that I had struck the *Theridion* in the very first vial. It passed away after a few days, and I took the others in succession without any marked pain, though once in a while it [seemed like a recurrence of the old pain, but nothing marked. This may have been the effect of imagination on the typical recurrence that I had at first noticed. After I had experimented with all ten vials I returned once

more to No. 3, with the re-occurrence of the pain, more pronounced, more marked than ever. I then reported to Dr. Dewey that I would take no more No. 3, as that was the *Theridion* without doubt. He then opened the sealed envelope that contained the number of the medicated vial and we found that it was No. 3. This seems to settle to my mind satisfactorily the fact that *Theridion*, thirtieth potency, is capable of producing symptoms upon me, or, rather, it is capable of producing this peculiar symptom with a few other symptoms recorded in "The Provings."

WM. BOERICKE, M. D.

San Francisco.

CHENOPODIUM ANTHELMINTICUM AND EPILEPSY RESULTING FROM INTESTINAL SMALL THREADWORMS.

A young man, aged about 30, residing near Wellesly Square, Calcutta, consulted me in January, 1886, about certain unpleasant sensations he felt. He felt sensations like those of picking and tickling about the anus. This complaint, he said, had been troubling him for the last ten years or more. He also felt tickling feeling about the tip of the nose. There was also constant itching about the anus on account of which he had to scratch the parts. The itching and the scratching were almost every time followed by seminal emissions, which left him quite exhausted. On hearing about these symptoms, I inferred that they were due to the presence of intestinal small threadworms. He had been under Allopathic treatment continuously for four years. He had also tried medicines presented by physicians belonging to the Hindu or the Aurœdic system of medicine, and that for two years. He had tried *patent* or *quack* medicines also. He had been under Homœopathic treatment likewise for about a year, during which time he had taken *Mercurius cor.* 3x and 6x; *Cina* 1x, 3x, 30. and 200.; *Ignatia* 30.; *Teucrium* 1x, 3x, 6x and 30.; *Nux vomica* 30. and 300.; *Sulphur* 30. and 200.; *Lycopodium* 30. and 200. All this treatment had done him little or no good.

On examination I found the tongue thickly coated white, pupils very much dilated, and the urine turbid; and the place where it had been voided looked (when dried) white like lime. The patient often felt dizziness in the head, generally in the morning on rising from bed, and towards evening. I further

ascertained that he talked incoherently, and got up and went out of bed during sleep, and chattered his teeth. He had waterbrash, generally in empty stomach. These latter symptoms confirmed my belief that the complaints above named were due mainly to the presence of threadworms.

On referring to the (Allopathic and Homœopathic) prescriptions he had followed, I found that almost all the efficacious medicines had been prescribed. I was, therefore, in difficulty to find a suitable remedy for the patient.

When I was taking the history of this case, a friend of mine happened to be sitting by me waiting for medical advice. He knew something of Homœopathy. I referred the case of this young man to him. He said that *Chenopodium*, which had been prescribed by me for one of his sons for such worms with great success, when all other medicines had failed, might, with advantage, be tried in this case. I accordingly prescribed *Chenopodium anthel.* 1x (mvj, Pure Sugar of Milk, gr. xij), made into six powders, one powder for a dose, three doses daily for a week.

On the second day of my treatment the patient had four attacks of *fainting fits* in the course of ten hours. The symptoms which were reported to me led me to the conclusion that the attacks must have been those of epilepsy. The next morning the patient was brought over to my dispensary. A few minutes after his arrival he suddenly fell down to the floor. On watching closely the symptoms of this attack, I was convinced that it was one of epilepsy. On inquiry I learned that none, either on his father's or mother's side, had ever epilepsy. I prescribed *Belladonna* 30, three doses daily, for three days. During these three days he had no fits. On the fourth day he came to me again, and again (in my presence) got an attack of the fit. I again prescribed *Belladonna*, but at the 3x potency, three doses daily for a week, during which the fits did not recur, but the patient felt very uneasy about his head which, he said, he felt so bad that he could not fully describe his feelings.

It seemed to me now that *Belladonna* was not likely to do any good, so I tried according to their indications *Cuprum met.*, *Cicuta vir.*, *Camphor*, *Hyoscyamus*, *Opium*, each for two weeks in varying potencies, but with no improvement. On the contrary the patient began to get fits continuously for ten or twelve hours, with slight remission now and then. With the increase of the frequency and duration of the fits, the distressing symp-

toms about the anus also increased with more frequent seminal emissions, which exhausted him so much that he was unable to stir out of bed. He lost his memory besides to such an extent that with great difficulty he remembered the names of his younger brother and his other near relations. His look seemed vacant and quite idiotic, and when any question was put to him he did not seem to understand it, so he kept silent without answering and only stared at the speaker. This alarmed the mother of the patient and me as well. I told the mother that her son was past my treatment, and that she should consult some other physician. But she seemed opposed to any change, and pressed me to continue treatment.

For two days I prescribed no medicine, but only studied the case carefully and pondered a great deal about it. Believing that *worms* might be a cause of the epileptic convulsions, I studied some medicines which might suit this case by destroying the worms. I have already said before that almost all the medicines in our *Materia Medica* for worms had been tried, but with no improvement. Even *Chenopodium* had been tried once before (by me) without any good result. Such being the case, I felt quite vanquished, and I again requested the mother to consult some other physician, but she would not think of a change. So without any hope of success I again referred to our *Materia Medica*. The more I studied the more I was inclined to try *Chenopodium* again. After great deliberation, I again prescribed *Chenopodium* 3x, in one drop doses, three doses daily for a week, after which the patient was brought to my dispensary.

During this week the patient had not had a single attack of epileptic fits, but the distressing troubles about the anus and consequent seminal emissions had remained the same as before. Now I thought that a higher potency of the medicine might suit the patient. So I prescribed *Chenopodium* 6x, three doses daily, as before, for a week. Still no improvement. So I gave up the treatment in despair.

For two weeks I got no information about the patient. In the third week I was informed that the patient was in the same state as before. The mother again pressed me to let her son have some medicine. I have omitted to mention that the bowels of the patient were highly constipated. They did not move even once in a week. In consequence he felt much uneasiness about the abdomen, and felt no appetite at all. During the whole course of my treatment I had allowed the patient

rice, fish, vegetables and a very small quantity of milk as diet. This he took with relish whenever his bowels moved. I disallowed sweet and acid articles of food altogether, as I believe that *sweets, acids and fatty things (especially milk)* increase the tendency to the production of that intestinal secretion upon which the worms live.

Thinking that constipation might have something to do with the fits I ordered a rectal injection of a pint of tepid water to which a drachm of *table-salt* had been added. The injection brought out nearly six pounds of hard, ball-like fæces, of very black color, and some liquid, yellowish-white fæcal matter. This liquid stuff contained innumerable small threadworms. The hard fæces were covered with mucus. The injection relieved the patient to a considerable extent. Now I was certain of the correctness of my diagnosis, and my attention was solely drawn to such measures as might prove healthful in destroying the worms and lessening the secretions upon which they lived. I prescribed *Chenopodium* Φ , in one-drop doses, with sugar of milk, three doses daily, for a week. During this week the patient kept very well and had no fits. I ordered the medicine to be continued, but only one dose daily, at bed time, for a week, after which I was informed that the patient had been very well that week, and much better than the week preceding. His appetite returned, and he took his food with relish; he felt no uneasiness in the brain; his bowels moved; he had no return of the fits; he had no pricking or tickling about his anus or the nose. He had the waterbrash, though only occasionally. I discontinued all medicines. For three months I heard nothing about him. After that time he came to me and said that he had nothing more to complain of than occasional itching about the anus, which was mostly felt when the bowels remained constipated. I ordered again an injection of a pint of tepid water with a drachm of table-salt. The injection brought out again about four pounds of hard, black fæces, with some yellowish, liquid fæcal matter, containing a good number of small threadworms. Now the patient got rid of the unpleasant itching sensation about the anus, and constipation. I did not see the patient till July, 1891, when I accidentally met him in the streets. He told me that he had no fits, nor any other complaints, since I saw him last, except some stiffness of the tongue, which I believe was owing to repeatedly biting the tongue during an attack of the fits, and thereby injuring it. But his look seemed to me

to be *idiotic*. Nor did the manner of his conversation seem to me natural. Since then I have not seen him.

I have treated a goodly number of cases of epilepsy in the course of my practice. My experience tells me that it, like many other nervous diseases, is not a curable disease. The object of treatment of this dreadful malady being to palliate patients' sufferings by reducing the frequency of attacks, and prevent after diseases. The most frequent after-effects of epilepsy, I have seen, are *insanity* and *idiocy*. In almost all the cases which I have been called upon to treat, and in which I have been able to do very little or nothing even toward palliation, I found these *sequels constant*. The kind of epileptic convulsions which is induced by reflex irritation of intestinal worms is, I believe, very much amenable to treatment by *Chenopodium*, just as I have seen in the case under review. Although my experience with this drug is limited to this case only, and although I believe that epilepsy, be it of any origin, is not, as I have already said, a curable disease, yet I believe that it may be of service to the profession in the treatment of epilepsy resulting from the irritation of intestinal worms. From what has been said above it will be seen that in cases of epileptic fits medium or lower potencies of *Chenopodium* act better, and I believe it makes little or no impression upon intestinal worms unless prescribed as the mother tincture.

R. K. GHOSH.

Wari, Dacca, East Bengal, India, July 26, 1893.

SYMPTOMATIC CURES.*

By the late Dr. Kafka, of Prague.

Translated for the HOMŒOPATHIC RECORDER.

CASE 12. A young girl, aet. 18, frequently called on me during the summer on account of an affection of her eyes which consisted in a *stitching contractive pain* in the *eyelids* succeeded by a burning, pressing sensation, occasioned whenever she wrote or read, or by playing the piano, or by sewing, or even if she continuously looked at an object, especially when it was shining or was dazingly lit up. Her eyes then felt as if blinded, and she was compelled to pass most of her time in enforced idleness. While idle no morbid symptoms could be observed, but with the least exertion the margins of the eyelids

*See also November RECORDER, p. 504.

were gradually reddened; the space between the lids became swollen, the conjunctiva palpebra became hyperæmic, the eyelids looked as if swollen, and by that time burning, with great sensitiveness to light, came on, which was getting steadily worse, thereby deterring patient from taking up any occupation.

Patient had never been troubled with sore eyes before; barring some rheumatic affection of the teeth, of short duration, she had never been seriously ill. An attack of the measles three years before, which was accompanied by a violent affection of the eyes, passed away without leaving any traces whatever. The general condition of the girl was superb. There was only one possible cause, which was that I had reason to suppose that patient frequently wept in secret on account of disagreeable family circumstances. I administered, as conditions changed, *Calcarea*, *Causiticum*, *Phosphorus* and *Silicia*. Every one of these remedies ameliorated, but none of them affected a radical cure. During my vacation an oculist was consulted and his treatment faithfully followed for over two months but without success. By middle of October I was consulted, again, and about the same time I had read Dr. Myer's striking cure of a case quite similar to my own with *Kali carb.* in No. 16 of this Vol. This induced me to study that remedy carefully, and I found it indicated. I prescribed one drop of the 6th of this remedy mornings and evenings, and after three days already patient noticed an amelioration. On continuing the remedy she soon had days entirely free from her trouble. A few days ago she could stay through a whole evening at the theatre, a thing impossible before. She still takes *Kali carb.* once a day and is very contented with the success.

CASE 13. Mr. v. Sch., paymaster in the army, on his way to his bureau, had to pass twice a day across the Woldau bridge. While passing over it during a heavy north wind, in February, he was attacked with a persistent soughing in the ear, similar to the sound of rushing waters, coupled with difficulty of hearing. There was neither a catarrhal process in the ear, neither was there a thickening or hardening of the cerum, nor a narrowing of the external auditory duct, or a polypous growth. An inspection of the tympanum disclosed a normal condition. There was a considerable sensation of heaviness in the head, with great inclination to sleep during the day, even while making the most complicated calculations. This gave rise to great moroseness, but these were the only unusual symptoms. This condition had persisted for six weeks, despite the use of diverse domestic remedies.

On being consulted, I gave *Petroleum* 3d, one drop on sugar, mornings and evenings.

Within two weeks the rushing in the ears had been reduced to a minimum; the hearing also had greatly improved. After another two weeks both conditions were removed entirely, only the sleepiness remaining, and this also yielded to a two weeks' exhibition of *Pulsatilla* 3.

Since then I repeatedly had occasion to treat similar affections of the ear with the same remedy, and can recommend *Petroleum* as especially suitable in aural affections.

CASE 14. G. U., ladies' maid, æt. 40, of weakly constitution and ashy complexion, consulted me for an irresistible drowsiness, which overpowers her while engaged at sewing, her usual occupation. She states her nightly rest is much disturbed at times by voluptuous and again by frightening dreams; she lies awake a long time on account of amorous thoughts and phantasies. On arising, she feels exhausted; she is bloated after every meal, although appetite is not wanting; all functions are in order. Eyes are languid, sunken, and surrounded by blue rings; lips and gums are pale; her whole demeanor is shy, reserved and timorous. Patient sits a good deal; if she has to do an errand in the city she is easily tired.

All the conditions mentioned pointed to *Calcarea carb.*, but another important reason for the selection of this remedy was that the looks of the patient, the sexual erethism, the peculiar demeanor and the weakness of the extremities gave a well-founded suspicion of masturbation. She had been treated without success by the family physician with *Quinine* and *Iron*.

I prescribed *Calcarea carb.* 6, morning and evening, one dose, and gave the patient pointed, though covered, hints regarding her Onanism, her deportment during sleep and before falling asleep, and directed her to wash with cold water whenever the drowsiness overcame her, and to drink copiously of fresh water.

After about three weeks there was a decided change for the better, and within two months she was cured, much to her satisfaction.

“MEDICINES have now been prescribed Homœopathically for nearly a century. Throughout that long period of time—unprecedentedly long for the life of a therapeutic method, or system, or theory—the number of medical men, who have so prescribed, has been constantly on the increase, while that of

the sick who have resorted to Homœopathic methods has long since passed beyond any approximate calculation. The clinical material which they have supplied has illustrated, on an enormous scale, the *usus in morbis* of all our best proved medicines. The records of these in our journals in this country, in those on the continent of Europe and in the United States of America, present us with confirmation, not only of symptoms, but of clinical indications for the selection of medicines in concrete forms of disease, and, to some extent, with opportunities for the differentiation of drugs, and with assistance in the individualization of remedies. Some of these results of recorded practice are to be found in Dr. Hughes' *Clinical Index* at the end of his *Pharmacodynamics*, and in that of Dr. Farrington in his *Clinical Materia Medica*, and constitute a very suitable source of reference in the first stage of the search for a Homœopathic specific.

“What these clinical indices are for concrete forms of disease, the *Repertory* is for individual symptoms of individual cases of disease. Through the *Repertory* we find the names of medicines which are recorded to have produced those ‘more striking, singular, uncommon and peculiar signs and symptoms,’ which assist so much in determining our preference for one of two or more medicines, whose pathogeneses are more or less nearly allied. The *Repertory* or *Index*, is by no means an entertaining volume, not more so, indeed, than is a dictionary, but to the prescriber, who uses it aright, it is a very valuable aid, at the same time let us never fail to remember that, like the *Clinical Index*, it is only an aid.

“To the records of drug action, as presented to us in *The Cyclopædia of Drug Pathogenesy*, and I may say, in Allen's *Handbook of Materia Medica*, we must finally resort in order to assure ourselves of the precise remedy, the true Homœopathic specific. The hints we have derived from the *Clinical Index*, from the *Repertory*, or from those which past experience and research have enabled us to store in our memories, direct our thoughts to a group of, perhaps three or four drugs, each of which we need to examine in one or other of those records of drug action upon healthy individuals which we term *Materia Medicas*.”—*Dr. A. C. Pope, Monthly Hom. Review.*

DR. E. H. LINNELL'S paper on the treatment of diseases of the eye, read at the World's Congress and published in the

November *North American Journal of Homœopathy*, is right good reading for Homœopaths who do not believe in constantly kow-towing to the "authorities" of the Regulars. He says:

"This is an age of exact scientific investigation. Men demand facts, and not theories, and I propose to give you the facts of ophthalmic therapeutics Homœopathically considered, as compared with the treatment of the old school. It will not be inappropriate on this occasion for us to enquire what Homœopathy has accomplished in this special department, and whether it offers any advantages over other methods. If Homœopathy is, as the illustrious Dunham expressed, the '*Science of Therapeutics*,' then the Homœopathic specialist should be more scientific in the choice and application of curative agents than one who relies simply upon traditional or physiological and empirical uses of drugs, and he should be correspondingly more successful. Does experience demonstrate this to be true? Our first duty is to our patients; our first motive is to cure them as speedily and as surely as possible. We should 'prove all things and hold fast that which is good.' We want the best. Is Homœopathy the best? If not, let us know it; and if it is, let us demonstrate it so conclusively as to compel universal acknowledgment. It would be interesting and instructive to compare the results of the treatment of an equal number of cases of a given disease under the two systems, were reliable statistics available. We can contrast the ordinary treatment of eye diseases as recommended in recent old school treatises with the Homœopathic treatment outlined in the latest and best work on the subject, that of Dr. Norton, *Ophthalmic Diseases and Therapeutics*."

Dr. Linnell makes the contrast by himself taking one of the old school eye authorities and making a careful analysis of its therapeutics; the remedies there are prescribed "upon the most general principles, and where specific indications are given they are most meagre in contrast with our methods of careful individualization." The treatment advised seems to be chiefly "stimulants," "alteratives," etc., or venerable cod liver oil, iron, hypophosphites, malt and the like.

Truly, if a man seeks for science in medicine, he must seek it in the books of Homœopathy.

"THAT ringworm is due to a specific fungus is one of the certainties of practical medicine. The author makes this statement, and then through one hundred and twenty pages ["Ring-

worm"] tries to prove that it should be treated by internal remedies. Throughout there comes occasionally to the surface the underlying idea that there is close relationship between tuberculosis and ringworm. So far as the opinion is upheld that the parasite may only flourish on soil suitably prepared for it by preceding constitutional disease, we have no serious criticisms to oppose. We are far, however, from believing that the author has proven his case."—*Medical Record*.

The peculiarity with Burnett is that, though often failing to prove his case, he cures his cases. So in this book, "Ringworm;" he may not conclusively demonstrate that his theory is correct, but *by it* he cures some cases of ringworm that had before refused to be cured, and with the ringworm went a whole train of chronic ills, and health for the first time came to the patient.

BACILLINUM CASES.

By Wm. Lamb, M. B., C. M.

In the *Homœopathic World* of January, there is an article by Dr. Young on *Bacillinum*, which interested me much, owing to the successful use of the 200th potency. After reading Dr. J. C. Burnett's "New Cure of Consumption," I employed *Bacill.* 30 in in several cases, but with very indifferent results. In a woman suffering from tubercular phthisis, it had a beneficial effect on the pleurodynia, but had no really controlling influence over the disease itself, which marched steadily on to a fatal issue. Another little patient with tubercular meningitis it made no impression whatever upon, death taking place in about a week. Altogether I was disappointed. But the above-mentioned article with the higher potency with such magnificent results, caused me to try *Bacillinum* again, but now in the 200th.

CASE 1. I had prescribed for some time for an elderly lady suffering from *Lupus exedens* over the left superior maxilla, with very unsatisfactory progress. I then advised *Bacillinum*, which she had in the 201st potency. One drop of this caused such medicinal aggravation, that she first thought of taking no more; but after a few days (I think 5) she ventured upon half a drop, which agreed, and two more doses healed the part up completely. Her general health has improved wonderfully.

CASE 2d. Another instance is that of a boy about 11 years old,

who was reduced to the last extremity by *tubercular ulceration of intestines*. His disease had resisted three Allopathic doctors before I saw him, and he was so very far through, that the parents asked for a consultation with another doctor (Allopathic), which I assented to. His verdict was to give the boy all the nourishment he could get, but that there was no hope for him. Just then Dr. Young's article came before me, and I decided to give *Bacillin*. 200, mj every eighth day. His recovery took place steadily, and from being skin and bone, with constant abdominal pain and vexatious alvine discharges of blood, fæces, and pus, he has become well-nourished, and has lost his pains, etc., entirely.

CASE 3. A third case was that of a baby, 14 months' old, who had been unsuccessfully treated at the Dunedin Hospital. It was emaciated to a degree, and was evidently not long for this world, and was another example of consumption of the bowels. I gave *Bacillin*. 200, mj every eighth day, with such perfect success that the father told me afterwards that the child had never been so well since its birth.

In the first case no other medicine was used. But it is only right to add that in both of the bowel cases I gave in addition, *Calc. carb.* 30, mj t.d.s.

But now, in conclusion, I want to make another statement of an opposite kind, and that is, I have given *Bacillinum*, both in the 30th and 200th, in that fell disease of infancy and childhood—I refer to acute tubercular meningitis—with but one result, viz., death. Of course, my cases were indubitable specimens of the disease; there could be no manner of doubt about the diagnosis.—*Homœopathic World*, Nov., 1893.

CYCLAMEN EUROPÆUM.

By the Late Dr. M. Eidherr, of Vienna.

Translated for the HOMŒOPATHIC RECORDER.

I. *History*. In point of history *Cyclamen* has not been mentioned to any extent previous to Hahnemann's time. With few exceptions, the reports of the older practitioners are lacking in scientific researches, and are either fictitious or based on obscure sources; for these reasons the results at the bedside did not meet the expectations, and so it came to pass that this plant was regarded as dangerous by some and as unreliable by others,

and thus fell into disuse until Hahnemann and his disciples, by their physiological provings, documented the effectiveness of this remedy and introduced it into Homœopathic practice.

However, as Hahnemann proved this remedy only on males, a series of medicinal properties remained unknown, and it was not until the Vienna Provers Union presented its unremitting investigations, with provers of both sexes, that its great influence on the female sexual organs was manifested.

II. *Physiological provings (a.)* On studying those of Hahnemann and his followers, we find the following symptoms of importance: A striking sense of stupor, a sluggish memory, *vertigo* and dull pressing headache; obscuration of the eyes, distention of the pupillæ; drawing pains in the neck and teeth; nausea, eructation, disgust and repugnance to food, singultus following soon after dinner; stitching, pinching pains in the abdomen; flatulence and pressure to urinate. Oppression of the chest, pressing pain in the chest, drawing and stitching pain in the back. Sawing pressure, drawing and stitching in the extremities; prostration and itching. Morosity, sleepiness, lassitude, interrupted sleep, troubled heavy dreams, chilliness of the whole body alternating with heat, thirstlessness, disinclination for work or conversation, great dejection and melancholia; at times joyous sensations with lively phantasies.

The Vienna provings (see Zeit. d. V. d. Hom. Ärzte O., Vol. II., pp. 445, 48) corroborate those of Hahnemann, but exceeds them in extent by the addition of symptoms pertaining to the female sexual organs, such as: Menstruation is more copious. Frequent recurrence of menstruation. Menstruation too early. Severe abdominal pains during menstruation. Recommencement of menstruation after protracted cessation (clinical experience). Menstruation is accompanied by labor-like pains; the flow of blood is excessive, black and lumpy.

III. *Clinical Experiences.* A study of these more prominent symptoms discloses the remarkable influence of this remedy on the female organism, and point more especially to the morbid processes usually described as irregularities of the menstrual flow, chlorosis, etc.

Up to the present time I witnessed the exhibition of *Cyclamen* thirty-four times; eighteen times in the Homœopathic hospital at Leopoldstadt and sixteen times in my Homœopathic hospital clinic and in my private practice. As regards the different forms of disease; it was administered in four cases of chlorosis, in nine

cases of retarded and scanty menstruation, in eighteen cases of complications with vertigo and headache and accompanying scanty catamenia, in two cases of diplopia and in one case of strabism. It was interesting to note the formation of *diplopia* in three cases, twice it was produced by the 15x dil. and once after the 3x; in that case *Cyclamen* 15 relieved the condition.

This remedy seemed to be especially suitable to blonde, leucophlegmatic subjects.

Dysmenorrhœa and Amenorrhœa. Josepha K., æt. 24; blonde, pale, delicate skin, pale lips and gums, has menstruated normally since her 19th year. Two years ago she got wet to the skin at a picnic; menstruation, which had just started in, was stopped at once and did not reappear until ten months after. In the eleventh month, after using all kinds of domestic remedies, they reappeared, accompanied by terrible abdominal and labor-like pains. These lasted for a whole night and day; the following two days of the menstrual flow were free from pains. From that time on menstruation appeared every two to four months, with the self-same pains, but in this last attack the pains were of three days' duration and she was brought to the hospital for treatment.

Status on December 5th. Of gracile though regular build, pale, tender skin, bluish veins visible through the skin; also pale lips and gums. Eyelids slightly œdematous. Heart normal, the heart's action accelerated; pulse 92, bounding but easily compressible; the other organs seemed to be normal. Patient complained of pressing pain in forehead, vertigo frequently turning into syncope, chilliness of the whole body, disturbed sleep interspersed with terrible dreams, unrefreshing sleep, continued loathing of meat, longing for salt fish, frequent vomiting in the morning. The labor-like contracting pains start from the sacrum and extend along both sides of the abdomen to the pelvis; they occur periodically every one, two, or five minutes, during which time there is no flow of blood. The blood appearing after these attacks is somewhat watery. *Pulsatilla*.

On December 6th menstruation had ceased but the pains in the abdomen and the vertigo continue. On December 8th the pains in the abdomen have lost their labor-like character and are succeeded by a feeling of soreness; headache and vertigo continue. *Cyclamen* 15x dil. On December 9th vertigo and headache are better. On December 11th both had disappeared, but in its stead she saw fiery flames dancing before her eyes on awakening

at night, and in the morning saw everything double; she had the hallucination as if two persons lay in her bed, and that the body of the other overlapped hers by half. *Cyclamen* discontinued. On December 13th her sight was normal, and on the 16th she could leave the hospital. Two weeks after she came to the clinic for some more of that last remedy (*Cycl.*) that did her so much good as she felt the foreboding symptoms of her approaching period and wanted to be prepared for the expected pains. Last March she came again, suffering with bronchitis, and related that at that time her menses actually reappeared on the third day, with but moderate abdominal pains, and headache and vertigo did not trouble her much; since then the monthly flow came on without pains and she felt better than ever.

Anna F., aet. 20, blonde, menstruated since her 10th year. In her 17th or 18th year she suffered from chlorosis, ever since menstruation would occur regularly, but lasted only 1-2 days in a moderate degree, she is troubled also at other times by vertigo and pressing pain in forehead and temples, which attacks are ameliorated by footbaths with ashes. Appetite is poor, there is little thirst, she sleeps longer, is of dejected mood, stool is regular.

Status on May 12th. Body well developed, skin and lips pale, lungs normal, has palpitation of the heart. Pulse 92. Abdomen normal, all movements as well as her speech languid, she is morose and always sleepy. *Pulsatilla*. May 17th. Not much change. Headache and vertigo continue as bad as before, sleepiness and morosity somewhat lessened. *Cyclamen* 3x dil. On May 19th, headache and vertigo had disappeared and felt in better spirits. May 20th, obscured sight and glimmering before the eyes; medicine is stopped. May 22d, eyes all right, patient leaves the hospital in the best of spirits.

In the other cases of menstrual irregularities *Cyclamen*, proved to be very efficacious for the headache and vertigo. In one case diplopia supervened, and in two cases glimmering before the eyes, in the other four cases sight was unimpaired.

In the three cases which developed anomalies of sight the 3x of the remedy was given, the other four cases received *Cyclamen* 15th.

Chlorosis. Katherina O., aet. 28, blond, had never been sick before. Has not menstruated for ten months, was formerly quite regular with rather a strong flow. At first she believed herself to be with child, but when after 4-5 months her ex-

pectations were not fulfilled, and she experienced much lassitude and heaviness in the limbs, and when palpitation of the heart set in succeeding continued exertion or on mounting the stairs, she used a number of domestic remedies without result. She entered on April 28th. She is of rather robust build, there is no change in temperature, the skin as well as the mucous membranes are pale and anæmic, the beat of the heart is weak, pulse 72. Stitching pains between the shoulders; vertigo and pinching pain about the navel; appetite is poor, no thirst, sleep more, stool sluggish. Constant disquietude as if she had done a great wrong to some one; tearfulness. *Pulsatilla*. As there is no change by May 5th, and the vertigo is unabated, she receives *Cyclamen* 15x dil.

May 7th. But little vertigo, her sight is obscured. The medicine is stopped.

May 8th. Sight normal. After taking *Pulsatilla* for some time, followed again by *Cyclamen* (which did not then interfere with her sight), she left the hospital, cured, on May 25th.

The reason that we fell back on *Pulsatilla* again and did not continue the *Cyclamen*, was that we had not then the confidence in *Cyclamen*, which we acquired later on, and also we wanted to avoid the interference with sight; we were compelled, however, to go back to *Cyclamen* because vertigo again set in, which would not yield to *Pulsatilla*.

A vivacious Jewish, æt. 16, had first menstruated in June, her period appeared twice in due time, after which it ceased for six to eight weeks, and disappeared entirely by end of December. Patient lost her good spirits, sought seclusion and was offended by very trifles; her usual work was distasteful to her, and she could not be prevailed upon to leave the house for a walk; she would sleep unusually long in the morning. On March 14, I was called and found the hitherto blooming girl, looking pale, with swollen eyelids, lips and gums were anæmic, the action of the heart turbulent. All the organs were normal. She complained chiefly of great lassitude, compelling her to rest repeatedly when essaying to go to the third story, had frequently palpitation of the heart without apparent cause, she felt apprehensive, had a feeling as if all the rooms were too small and yet would not leave the house. All pastimes were rejected, song or dance were alike distasteful; she only was contented when she could seclude herself, sit down and weep. During the forenoon she often suffered with pressing pains in forehead with vertigo; her appetite was poor and stool sluggish.

I prescribed *Cyclamen* 15x; several weeks passed without much change; the attacks of headache and vertigo grew less in severity and came at longer intervals, and patient was in somewhat better spirits. On April 19th the period set in, and with its flow headache and vertigo left her completely. Her looks improved, her appetite came back and patient soon was in her former high spirits.

On May 15th, menstruation set in again lasting for five days, rather copiously, and from then on she enjoyed her former health.

Typhus. Ernestine S. was taken with typhus on January 10th; she passed through it in due course, and during convalescence furuncles came on in different parts of the body, which disappeared by degrees. On February 19th, she suffered from violent vertigo. On February 21st she received *Cyclamen* 3x dil., and on the following day menstruation set in (which had been suppressed during the attack of typhus), the vertigo continued, and the medicine was stopped. On the 24th, the period came to an end, and *Cyclamen* 3 was given again for the continued vertigo. On February 25th the vertigo left her, but she saw everything double, and her vision was dimmed. *Cyclamen* was discontinued. On the 26th she still had diplopia, on the 27th that had ceased, but her sight was still dimmed. On March 1st she left the institution in the best of health.

Catarrhus pulmonalis. Josepha O., aet. 33, passed through a lung catarrh from April 12th to 19th, and on the 20th, she was taken with a violent vertigo and a pressing pain in the temple. *Cyclamen* 15x on the 21st, vertigo was less, and the 23d she left the institution cured.

Margaretha G., aet. 18, had menstruated very sparingly, was taken on July 14th with an acute catarrh of the lungs. On the 24th she complained of severe vertigo; pulse was quiet, the catarrh had disappeared. *Cyclamen* 3x. On the 25th had still some vertigo, but on the 26th it had disappeared. There was no interference with sight.

Hemicrania. Therese F., aet. 37, had menstruated sparingly and irregularly (the period often ceased for two or three months). For four years she suffered with a very violent headache, affecting the right side of her head and face. It comes about every 8-14 days, and the spells last from 12-36 hours; during menstruation the attacks are extra severe. She was taken with one of these attacks five days previous to her admission to the institution, but the attack this time kept on with intervals of 30-60 minutes.

Status on August 2d. Patient is emaciated; skin, as well as lips, gums and mucous membranes are pale; temperatnre is not raised; skin is dry and cool. Pulse normal; the other organs are healthy. The right eye was closed, owing to cramps in the eyelids; on forcibly opening it a stream of hot tears gushed forth, otherwise it was normal. *Ignatia*. Up to the 8th her condition remained unchanged. Received one dose of *Atropin*, 4x trit.; this was repeated on the 9th and on the 11th her headache had disappeared. Discontinued medicine. On the 16th the headache came again, coupled with vertigo and diplopia, when she tried to read. *Cyclamen* 3d; on the 18th manifestations grew less, but there were glittering sparks before the eyes; on the 19th all manifestations except the sparks had ceased; medicatiou was stopped, and on the 21st she left the institution cured.

Later on she came over once in awhile to the dispensary to seek relief from the headache; bearing in mind her menstrual irregularities I persistently gave her *Cyclamen*. Three weeks ago she sought relief from an abdominal catarrh, and I then learned that she has her period more regularly every month, that she had a rather copious flow from four to five days, but that her headache had ceased to come back since February of this year.

Marie G., æt. 27, a wet nurse, had weaned her baby the day before she entered the hospital. The day before she was taken with a violent stitching pain in temporal region, extending to the vertex, which harrassed her unceasingly. Her sleep is affected as well as her appetite. Her stool was always sluggish.

Status on January 9th. She is a robust, well-built woman; skin moist, face red, tongue somewhat coated, full distended breasts. Pulse 52; pulsating of the the temporal arteries; no other objective symptoms. *Belladonna*.

On the 11th the headache was less, but there was much vertigo; the headache returned periodically until the 19th. *Apis*. On the 20th the headache ceased for a whole day, but the vertigo continued. The medicine was suspended. On the 23d the headache returned. *Apis* 6x dil. On the 24th no headache. No medicine. On account of continued vertigo *Cyclamen* 15x was given on the 27th. On the 28th there was no change. *Cyclamen* 3x. By the 30th the vertigo had disappeared altogether, but patient complained of her sight having become so weak that she did not dare to walk alone. *Cyclamen* was discontinued. On February 4th she left the institution cured.

Strabismus. A woman brought her boy, æt. 2½, to the dis-

pensary, in February, with the request whether I could not do something for his violent squinting, as she would not consent to have him operated for it. On inquiry, I learned that the ailment was started by a fall from a table, six months ago, which was followed by convulsions, which occurred twice, and after the second attack, five weeks ago, the mother first noted the squinting. . End of March I gave him *Arnica*. The convulsions did not return, but the strabismus persisted. I then gave *Cyclamen* 15x for two weeks without noting any effect. The woman never came back, for which I was sorry as I failed to learn the result of my treatment. Ten days ago I met her in the street, and in answer to my query why she had not come back with her boy, she replied: "when the little one had finished taking your little pills the squinting had ceased entirely," and so she did not think it necessary to come back. Although her ingratitude was reprehensible, I was very glad to learn of the happy effect of *Cyclamen*.

Dr. Wurmb related some time ago, in one of our society meetings, that he had succeeded in curing a coachman of strabismus with *Cyclamen*.

Rheumatismus Acutus. There is at present a girl in our institution who is afflicted, besides general rheumatism, with a total cessation of menses. In the course of the present disease, a violent pressing pain in the forehead came on, together with vertigo. *Cyclamen* 15x, prescribed by Dr. Wurmb, caused both of these symptoms to disappear entirely on the next day.

The other cases that came under my observation all occurred in pale, chlorotic subjects, the symptoms of which closely resembled the above-described groups of symptoms, and I shall, therefore, refrain from mentioning them seriatim.

However, I would add the observation that in similar cases *Cyclamen* should not be given in low dilutions, if the physiological action on the sight is to be avoided. I only saw such effect twice from the fifteenth potency, but almost always on giving the third.

Theresia P., aet. 30, of short, robust stature, had never been sick until ten years ago. She was in the flour business, and, without having been infected seemingly, she acquired at that time an eruption over her whole body, with terrible itching, which was declared to be itch, and had been driven away with sulphur ointment. With the receding of the eruption, her eyesight waned more and more, so that she was soon unable to walk

without a guide, and this condition exists to date. She sees large objects only in outline, and then only if in a strong light; in closed rooms she cannot discern anything. A close examination of her eyes discloses very large pupillæ, but no other objective symptoms. She had never menstruated. She complains of congestions of the blood about every three or four weeks, accompanied by headache, a pressing vertigo, heaviness and frequent trembling of the lower extremities and of a pressure toward the parts. For several months she experienced an itching of the skin over the whole body, which becomes intolerable, especially during the time she should have had her period; there is nothing to be seen, however, on her skin.

She finally presented herself in September of last year. Her skin symptoms were promptly relieved by *Sulphur* 15x, six pellets three times a day. In the beginning of December, she came again to get relief of a violent headache, with which she was then afflicted. Bearing in mind her former report, I suspicioned whether there existed an atresia vaginæ; but an examination of her genitals disclosed nothing abnormal. I gave *Cyclamen* 3x, three pellets every two hours. Headache and vertigo had lessened considerably by the fourth day. *Cyclamen* continued; a week later she reported that both symptoms had disappeared, but that now fiery balls danced continually before her eyes. I advised her to call at my residence, which was near her dwelling, and gave her *Cyclamen* 15x, three times a day. On December 27th she called for a new supply of her remedy, and reported that the fiery balls before her eyes had ceased to molest her. On January 2d she called again, and, as I was out of the city, left word that an important change had taken place in her condition, and on January 14th she related that to her joy the menses had appeared, with considerable abdominal pains and had lasted for four days, and that her headache and vertigo had disappeared altogether.

As she called on me several times after this, I learned that her menses appear regularly every month, and that there is a copious flow for four or five days.—*Allg. Hom. Zeitg.*, vol. lix., No. 7.

Calcarea phos. and *Berberis*, have both been given with great success to heal fistula in ano; both have, also, great similarity in their chest symptoms, particularly such as nearly always follow surgical operations.—*Hering*.

BOOK NOTICES.

Essentials of Homœopathic Materia Medica; Being a Quiz Compend upon the Principles of Homœopathy, Homœopathic Pharmacy and Homœopathic Materia Medica. Arranged and Compiled especially for the use of Students of Medicine. By W. A. Dewey, M. D. Philadelphia: Boericke & Tafel. 1894, pp. 269. 12mo. Cloth, \$1.50; by mail, \$1.57. Flexible leather. \$1.75; by mail, \$1.82.

Ever and anon some one hits upon a plan for doing something that is so much better and simpler than the old plan that every man mentally inquires: "Why didn't I think of that myself!" Something like this will be the query that will arise in the minds of everyone when first looking over this book—"Why wasn't it thought of before?" The *essentials* of Materia Medica are to be found in every book on the subject, but the fact that no wholly satisfactory method of presenting them to the student so that he may easily and intelligently comprehend them, has been discovered is evidenced by the number of books on the subject.

Dr. Dewey's method is, we think, the best of any offered so far, and it is not easy to conceive of a better one. Let us take as a specimen *Arnica*. The student is asked, after some preliminary questions:

"What is the great characteristic of the drug?"

"A bruised, sore feeling all over the body; the patient feels as if he had been pounded."

"In what general condition is *Arnica* a remedy?"

"In mechanical injuries, sudden wrenching of muscles from strains, hemorrhages from injuries, for injuries to the soft parts accompanying fractures, bruises ecchymoses, concussion of the brain and spine."

"When, in injuries, is *Rhus tox.* preferable?"

"Where the ligaments rather than the soft parts are injured, for it acts more on the fibrous tissues."

Then follow the questions: "When would *Hypericum* be indicated?" "What is the remedy for injuries to the bones?" "What are the indications for *Arnica* in typhoid fever?" "What are the rheumatic symptoms of *Arnica*?" "What are the dyspeptic symptoms of the drug?" When the student has

mastered the answers to these questions, he has a clear and intelligent comprehension of the key-notes of *Arnica*, and he has also learned to differentiate between it and other remedies in wounds. All this is done in less than a page. In this matter of differentiation or comparison between remedies, Dr. Dewey's book will be found very useful to all students of *Materia Medica*. Take, by way of illustration of this point, the part devoted to *Aconite*. *Aconite* for "fever" is of course easily mastered, but when the student has answered the question, "How does *Aconite* differ from *Veratrum viride* in fever?" and has learned to "Differentiate between *Aconite* from *Gelsemium* in fevers," he is much nearer a true idea of the *Aconite* fever than though he had had it alone given to him. These differentiations and comparisons are to be found on nearly every page. "What are the indications for *Arsenicum* in cold in the head?" you are asked, and when you have answered the question, you have the *Arsenicum* symptoms for a cold in the head very pat; but you have them much more intelligently fixed in your mind when you have answered the two succeeding questions: "How does this differ from *Mercurius*?" and "How does *Arsenicum* differ from *Phosphorus* in colds?"

The index is a masterpiece, and any one who is thinking of writing a book should study it in order to learn how an index should be made. Many an author has an idea that indexing is merely a bit of clerical work that any one can do, but in so thinking many an author is in error. The index is the guide; if it be careless or incomplete or merely mechanical, the book will suffer. We all have much to learn in the matter of indexes, and the first essential is to learn to know a good one when we see it. The general appearance of the book is very good, and we especially admire the flexible leather binding which is easily worth the 25 cents difference in price.

The Lungs. Basic Principles for their Healing and Development. By J. J. Fox, M. D. 217 pp. 12mo. New York: C. T. Hurlburt & Co. 1893.

The object of this book, as we understand it, is to give that advice to patients, especially those suffering from lung diseases, that the physician cannot take the time to give verbally, nor which could the patient remember if given all at once. It is a

book, therefore, for physicians to prescribe for their patients provided, of course, they agree with the author. He opens his theme with the subject of proper breathing, which, of course, should be through the nose and not through the mouth. We remember an old work on this subject in which the author maintained that nearly all the physical ills of humanity flow from breathing through the mouth; he devoted nearly his whole life to inculcating this teaching. The next topic in Dr. Fox's work he goes at as follows: "We would seriously advise all persons suffering from nasal catarrh in any form whatever not to patronize the *bona fide* or professional quack who makes a specialty of treating that disease with the douche, spray, etc., since the local use, as employed by them, of powerful astringents and drugs is extremely dangerous—" to which a good many will say "amen" and others won't. When, further along, Dr. Fox runs into the question: "What is vital force?" he gets shipwrecked, as do all philosophers who attack the problem. Dr. Fox says that vital force is "a combination of two distinct, separate forces, having, when united, the relations of positive and negative to each other." The positive of these two forces may be called the intellectual, and the negative the brute force. This may or may not be true, but even if true we know just as much about *life* as we did before; but that does not alter the value of the book. Dr. Fox gives some very useful advice, and in these days, when "physical culture" is so much to the fore, his book deserves a place among others on that subject. Part of his advice is, however, rather impracticable, as, for instance: "Your sleeping room should be a large, well-ventilated apartment, having a southern or southwestern exposure." Excellent, but to follow it requires money, and a good deal more than nine men out of ten can command. The topic on "Lung Healing" (p. 127) is, we think, excellent, even if dogmatic; the general advice is to live as far as possible an outdoor life, but "even if your physician advises you to take plenty of outdoor exercise you should not do it, for he is mistaken in the matter. That old stereotyped advice is simply an heirloom handed down to the profession, and so is still given to patients without a thought in the matter." The article on "Catching Cold" is also good, as, indeed, is the book as a whole.

A Dictionary of Medical Science. By Robley Dunglison, M. D., LL. D. Twenty-first edition. Thoroughly revised

and greatly enlarged, with the Pronunciation, Accentuation and Derivation of the Terms. By Richard J. Dunglison, A. M., M. D. 1181 pp. Large 8vo. Philadelphia: Lea Brothers & Co. 1893.

Certain fortunate books in time acquire a title not given by their authors. This superb work is an example of the operation; it is formally "A Dictionary of Medical Science," while popularly it is "Dunglison's Dictionary," and Dunglison's Dictionary is *the best* medical dictionary published. Some idea of the new matter in this last edition may be had when it is known that it consists of at least forty-four thousand words. The field covered embraces all the words, phrases and terms peculiar to anatomy, physiology, medical chemistry, pharmacy, pharmacology, therapeutics, medicine, hygiene, dietetics, pathology, bacteriology, surgery, ophthalmology, otology, laryngology, dermatology, gynecology, obstetrics, pediatrics, medical jurisprudence, dentistry, in fact all terms directly or remotely connected with medicine in its broadest sense. There is one feature of the new edition that will cause a sigh of relief everywhere, and that is pronunciation, which is now given after each word by an obvious and simple system of phonetic spelling. For instance:

Dunglison puts it—"Bronchitis (bron-ke'tis)," which is at once simple and satisfying to common sense.

Keating has it—"Brõnchĩ'tis, bronk-i-tis."

Webster puts it—"Brõnchĩ'tis."

Of the three it strikes us that Dunglison's pronunciation is the most satisfactory, and as some one has to be accepted as authority on this point, and as Dunglison is the authority accepted by Webster throughout on the definition of medical terms, why should he not be on the pronunciation of them also?

There is only one point in this work on which we would differ with the scholarly editor, and that is on "the omission of obsolete matter." That such matter has been omitted we know only from the editor's preface; but should not an unabridged list of words contain all? A word may no longer be in use, but so long as it is in the literature of the past it should be in the dictionary of the present.

The new edition is a valuable acquisition to medical literature, and will easily rank as the leading and authoritative medical dictionary.

The Chronic Diseases. There seems to be an idea prevalent that Hahnemann made a great blunder in this book in attributing nearly all chronic diseases to suppressed itch. It is said that simple itch is caused by a minute organism, and that it is absolutely necessary to kill this in order that the patient may be cured. But read Hahnemann's work, and it will be seen that apparently in his vocabulary "itch" really covers the whole of skin eruptions. If anyone will read his list of cases showing the disasters following the suppression of skin diseases by outward means, he will see that these were not all cases of itch, but the outward expression of an internal disease. In this view the mere *name* of the skin disease matters but little; the mighty doctrine is that the suppression of all *diseases* on the skin is a fearful disaster to humanity.

The proposed new edition of this famous work will be a fine piece of book-making, uniform in size of page with the "*Materia Medica Pura*," bound in half-morocco and delivered *to subscribers* for \$8.00 *net*. The number of pages will probably be about 1,300, or they may exceed that number. The new translation will be a simple rendering into plain English of what Hahnemann wrote, following the German as nearly as possible, consistent with good English. The symptoms will be paragraphed and numbered, as in the original. This was not done by Hempel, who thereby saved a little money for his publisher at a sad sacrifice of the reader's comfort. Whether it was Hempel or the publisher who was responsible for the omission of the numbering of the symptoms we have now no means of knowing, but it was a great mistake.

But before this work is undertaken it will be necessary to have a certain guarantee towards the cost, which, including cost of translation, will be quite heavy. For this purpose the publishers are soliciting subscriptions from those who want the work, or who want to see *all* of Hahnemann's writings in print. If not enough of these can be secured the work must be dropped, for it would be folly for anyone to issue a work for which, after full opportunities, not enough subscribers could be obtained to cover cost of presswork and paper, to say nothing of the many other expenses involved. Subscriptions may be sent in through any Homœopathic pharmacy or direct to the publishers, Messrs. Boericke & Tafel.

THE new illustrated book catalogue, just completed, of the

publications of Boericke & Tafel is a fine piece of work. Full description of the various books is given, the exact price at the pharmacies, or when sent by mail of each work, and also the half-tone picture of many of the best known workers in the Homœopathic school. The catalogue is mailed free to all sending request for a copy. It is well worth preserving for the sake of the collection of pictures.

DR. WOOD'S "System of Gynæcology" is now being pushed through very rapidly, and it is hoped, will be completed by the latter part of January. It will be a work of about 900 pages, covering its ground thoroughly, and will give Homœopathy a work on the subject that will be the peer of any book published in the old school, plus the curative treatment of Homœopathy.

"To the Homœopath Dr. Schüssler's work is not so much a separate system of therapeutics as it is a special study of certain mineral salts, and in that way it is as valuable to an understanding of the *Materia Medica*, and a useful adjunct to practice."—*Medical Visitor on Boericke & Dewey's Twelve Tissue Remedies.*

"OPHTHALMIC DISEASES AND THERAPEUTICS," by Dr. A. B. Norton. We have in this work the best text-book for our Homœopathic colleges in existence. While the various subjects are fully treated, there is a very pleasing absence of verbosity. We are glad to welcome such publications."—*The Indicator.*

MESSRS. BOERICKE & TAFEL are reprinting the famous old *Sharp's Tracts*. There will, of course, be no change in the text but the general arrangement, consecutive paging, paper, presswork and binding will be a great improvement over the old edition, which was simply a bundle of bound pamphlets.

Homœopathic Recorder.

PUBLISHED MONTHLY BY

BOERICKE & TAFEL,

1011 Arch Street,

Philadelphia, Pa.

SUBSCRIPTION, \$1.00 PER ANNUM.

Address communications, books for review, etc., for the Editor, to E. P. Anshutz P. O. Box 921, Philadelphia, Pa.

THE RECORDER.

With this, No. 12, Volume VIII of the RECORDER is completed. It has been the most successful year in the journal's history, but we hope that the ensuing year may surpass it.

Dr. Bradford's "Life of Hahnemann" will continue to be the leading feature for the greater part of the coming year. It is a most valuable publication, one that is doing, and will do, important work for the cause of Homœopathy. Every physician has, probably, read sketches of Hahnemann, but no one yet has had the founder's whole life spread out before him. That is what Dr. Bradford is doing, and doing it well. He is constantly adding to the manuscript facts concerning Hahnemann that come to him, often through the aid of his brother practitioners of Europe and America, and when completed it is safe to say that the "Life" will take high rank among such books in the world, and excite no small degree of attention in circles outside of the Homœopathic profession. The author is grateful for the hearty support he has received, and hopes that should any of the readers of the RECORDER have in their possession documents or hitherto unpublished data on the subject they will communicate with him—T. L. Bradford, M. D., 1862 Frankford ave., Philadelphia, Pa.

In other respects the journal will continue the same policy as in the past, welcome all courteous communications from practitioners, continue to give translations from the immense and valuable German literature of Homœopathy, keep a lookout for new remedies, not of the laboratory trade-marked brand, but those of nature (if it may be so expressed), and to gather from all sources items of practical value to physicians.

No advertisement will be accepted as "reading matter." On this point the owners of the journal are very firm, and have persistently refused to accept such advertisements. This, however,

does not preclude giving advertisers reading notices; but these are all voluntary on part of the journal and given only when it is believed that the article advertised has real merits. A good deal of profitable advertising matter has been lost simply because the publishers absolutely refused to agree to print "one or two strictly scientific papers during the life of the ad." Yet notwithstanding this the RECORDER is to-day one of the best advertising journals published, giving the widest publicity for the money.

Finally, the subscription price to the journal is \$1.00 per annum, and it is now published monthly. All our old subscribers, we hope, will renew for the coming year, and it is also hoped that many others will conclude that the journal is worth the price asked, and add their names to the subscription list.

BOOK POSTAGE AND DISCOUNT.

Ever since books were first sent by mail publishers have been in more or less hot water with buyers on the subject of postage; to use a classical chestnut, they are ever between Scylla and Charybdis. They advertise books to be sent by mail and the buyer at the counter demands that postage; if he adds postage the buyer by mail quotes to him a long list of authorities who "never think of charging me postage." So the luckless publisher passes years of his life buffeted by these contending forces, both of which have right on their side in the present state of affairs, or, rather, in the state of affairs that was present but yesterday, but which is fast changing. Publishers are beginning to see that if a book on which the postage is forty cents the buyer who carries the book home is justly entitled to that sum, but—there is the lion in the way, the buyer by mail; tax him postage and he roars; yet to deduct the postage from each book sold at the counter is unbusiness-like and would lead to confusion.

Now, however, the plan is gaining ground with all large book dealers of publishing in their catalogues the *exact* price of the book, net, or with discount off, if there is any, and also the price when the book is to be sent by mail, and making no deviation from this rule. No one can deny that this plan is just to all, and in a comparatively short time it is safe to predict that it will be accepted by all without question. There will, of course, be books "sent post-paid by mail on receipt of price" for many

years to come, but the *tendency* is the other way, and each year sees accessions to the ranks of the book dealers who have a price at the counter and the same plus postage when the book is to be sent by mail.

The tendency, also, to publishing books at *net* prices is very rapidly gaining ground; to put the actual price on the book and not a higher one on which everybody gets a "discount." It is a reform that is much needed, for under the old order of things there was constant trouble about "discounts."

A PLAINT FROM NEW YORK.

Notes on New Remedies is a rather poorly printed drug journal published in New York. We never thought of looking to it for anything original, and did not know that it published anything original save its articles on the trade-marked laboratory products. The editor of that journal, however, seems to think differently; he not only thinks that he publishes original matter, but that the RECORDER has been guilty of a sin on which it has been particularly severe—*pirating*. November number of *Notes* says:

The HOMŒOPATHIC RECORDER (Philadelphia) gives its readers some information on *Cineraria maritima* in its November, '93, issue, abstracting the facts from the illustrated article published in *Notes on New Remedies*, January, '91. We have no particular fault to find with the RECORDER for coolly appropriating a half page of matter verbatim from our journal without crediting the source; that is a matter of such common occurrence that we have ceased to watch for and expose plagiarisms.

If the writer of the foregoing plaint, or any one interested in the matter, will turn to page 174 of the RECORDER, Vol. III., 1888, he will find there every fact, detail and name of the little squib published by us in November, 1893, the latter being a mere rehash of what we published five years ago. The reason for republishing the facts (or what purports to be facts) concerning this remedy is that now it is in the market while five years ago it could not be obtained. The paper, or rather squib, which we first published, and which our esteemed friend, *Notes on New Remedies*, pathetically claims as the offspring of its loins, was then credited by us to the *Medical Press* of May 30, 1888. Where it got hold of the story we do not know. It says: "A member of the profession" wrote so and so to the Superintendent of the Botanical Garden at Trinidad. The "so and so" written to the superintendent forms the substance of the two extracts that appeared in the RECORDER in July, 1888, and November, 1893, and *Notes* in 1891. These extracts were given for what they are worth, and candidly we do not think they are worth very much. The writer of the case is only known as "a member of the profession," and the treatment is purely external and therefore unhomœopathic.

PERSONAL AND IMPERSONAL.

Messrs. Boericke & Tafel received four awards at the great Columbian Exposition.

Dr. Hartly makes the startling announcement that "Woman has a mission that no man can fill."

If it were *vox populi vox Dei* we'd have a change of "nature's laws" about every time the "sovereign people" had a whack at them.

The highest awards and medals at the World's Fair were given to Reed & Carnrick's Infant Foods and Kumysgen.

Send a postal ahead of you next time, Bro. Kraft, and we'll give you a solid Philadelphia welcome.

Dr. Dewey's "Essentials of Homœopathic Materia Medica" is a daisy; one can learn more "characteristics" from it in an hour than from other books in a day.

The year is up, friends; send us in that dollar for the RECORDER. *Published monthly.*

Hitch your editorial wagon to a star, but be careful you are not dumped over the tailboard when it begins to go.

Remember that all men are mortal, and do a little think act on your own hook sometimes.

To be misunderstood is to be great, says Emerson. Then how easy it is to be great.

With Dr. Hammond, Parke Davis & Co., and the Pasteur Institute, of New York, all in the market at once selling testicle juice brain extract, etc., we ought to begin to hear some fairy stories soon of these wonderful animal extracts.

Consumption is now a contagious disease in Michigan "officially."

"The truly great physician is one who never speaks ill of his medical brother. He is dead."—*Medical Record.*

The Royal College of Surgeons, England, numbers about 17,000 members, but a council of 24 bosses the whole crowd, much to its helpless disgust. At least so 'tis said.

The first hospital established in the United States was at Philadelphia.

Dr. Chapin says that dispensaries do more towards "spreading contagious diseases than all other factors."

Drs. Price and Chandlee have purchased the interest of Dr. F. C. Drane in the *Southern Journal of Homœopathy.*

The *Clinical Reporter* says those who most use it invariably misspell "similimum."

"Capital is timid." Nonsense! Capital is a most confiding creature and has been from the days of Law's Mississippi bubble down to the Panama racket and will be again.

A Society for the Prevention of Cruelty to Animals recently stopped a dog-fight and then killed the dogs. Wonder what a debating society of dogs would make of it.

Majumdar's "Therapeutics of Cholera" has received some very favorable notices. It may be needed next year.

Grippe a-coming again.

The quarantine physician at Philadelphia said the ship *Lanark* had eight cases of beri-beri recently; the captain, however, stoutly maintained that it was "— — — nonsense."

The Cæsarian operation was performed a short time ago; but, as there was no baby, a jury went against the doctors for \$2,000 damages.

FOR SALE.—A rare chance for a physician to go into an established and splendid Homœopathic practice adjoint to the *only* Homœopathic pharmacy in Mexico. Profit over \$700 a month. Address J. Gonzalez, M. D., 5 de Mayo 17, Mexico City, Mexico.

HOMŒOPATHIC FRESH PLANT TINCTURES.

EUROPEAN TINCTURES.

Whenever practicable Hahnemann made his tinctures from the fresh succulent plants and parts of plants. For it had been observed that during the process of drying many volatile constituents were lost outright, and in addition such changes wrought by the oxidizing action of the air that portions of the juice would be rendered insoluble no matter how careful the plant be dried.

Of all plants indigenous to Europe the ready-made tinctures have, of necessity, to be imported, and these are generally procured from Homœopathic Pharmacies in Germany.

There is only one work which sanctions the preparation of European tinctures from dried plants, and that is the American Homœopathic Dispensatory,* all other Pharmacopœias follow Hahnemann's rule.

The high import duty which is put on Homœopathic tinctures induced a good many pharmacists to follow this Pharmacopœia's advice and to prepare their tinctures from the imported herbs or fluid extracts, and they thus obtain a pound of tincture for less than the import duty amounts to.

Tinctures made from the fresh, juicy plants or so-called "fresh plant tinctures" have the peculiarity that they do not look *green*, or only in such exceptional cases where they are made with stronger alcohol, as in *Thuja*, *Rhus*, *Oleander*, *Badiaga*, and a few others. The green coloring matter of plants is not soluble in dilute alcohol, which is generally used in the preparation of tinctures.

Boericke & Tafel import their European tinctures from the best renowned Pharmacies in Germany, and furnish them in their pure concentrated state just as received at the following rates:

1 oz. at 25 cts.; 2 oz. at 40 cts.; 4 oz., 75 cts; 8 oz., \$1.40; 1 lb. at \$2.50.

AMERICAN FRESH PLANT TINCTURES.

Among the 429 mother tinctures treated of in the American Homœopathic Pharmacopœia there are no less than 227 made of indigenous American plants.

What a change from 20 years ago, when less than 25 American remedies were in use!

To obtain these fresh plants, distributed as they are over so vast a territory, entails great labor and expense on the pharmacist.

Boericke & Tafel employ a corps of experienced collectors

* Published in Chicago.

who, under the personal supervision of a thorough botanist, gather a majority of these plants within a radius of twenty-five miles of Philadelphia. This city is peculiarly fortunately located, as in the hot sands and swamps of adjacent New Jersey many sub-tropical plants are met with. While the shady glades in the vicinity of the city are harbingers of plants preferring a more temperate clime.

Through their several branches and through special agents located in different parts of the country, all fresh plants are obtained in their full vigor and gathered in their proper season. In the course of years this system has been brought to perfection, and as all plants are dispatched by express the same day they are gathered to headquarters (those from a distance packed in moist moss or sand), their tinctures have gained a reputation for fine quality unapproached by any other pharmacy.

Some American remedies are used in enormous quantities, and their export business to Europe is steadily increasing in extent. The records of their laboratory show that over one-half of all mother tinctures used in Homœopathy in this country are from indigenous plants, while 20 years ago these constituted but about 10 per cent.

CALENDULA OIL.


This is made from the fresh plant with pure Olive Oil, and its use is steadily spreading. Price, 1 oz., 25 cts.; 4 oz., 75 cts.

CALENDULA TINCTURE.


As a rule Calendula Tincture is made from the dried Calendula flowers with dilute Alcohol. Boericke & Tafel discarded this *modus operandi* more than ten years ago, and use nothing but the whole fresh plant in its preparation. As a result, their preparation by far surpasses that of any other house, and this superior tincture is sold no higher than that made from the dried material. Price, 1 oz., 25 cts.; 4 oz., 75 cts.


MALT EXTRACT BONBONS.

Contain about twenty-five per cent. pure Malt Extract, combined with cane sugar. The most palatable and nourishing form in which Malt Extract can be taken. Singers and speakers appreciate them—they clear away the mucus—make the voice clear consequently; one or two dissolved in the mouth does this. Indigestion, for which malt is taken, or lack of appetite, will yield better to the *Bonbons* than to the liquid. Try them. If your druggist hasn't got them tell him to send for a dozen—he ought to keep them. They sell Price, per pound, 75 cents; half pound, 45 cents; quarter pound, 25 cents. All put up in tin cannisters.









1/10/12 264

