



This is a digital copy of a book that was preserved for generations on library shelves before it was carefully scanned by Google as part of a project to make the world's books discoverable online.

It has survived long enough for the copyright to expire and the book to enter the public domain. A public domain book is one that was never subject to copyright or whose legal copyright term has expired. Whether a book is in the public domain may vary country to country. Public domain books are our gateways to the past, representing a wealth of history, culture and knowledge that's often difficult to discover.

Marks, notations and other marginalia present in the original volume will appear in this file - a reminder of this book's long journey from the publisher to a library and finally to you.

### **Usage guidelines**

Google is proud to partner with libraries to digitize public domain materials and make them widely accessible. Public domain books belong to the public and we are merely their custodians. Nevertheless, this work is expensive, so in order to keep providing this resource, we have taken steps to prevent abuse by commercial parties, including placing technical restrictions on automated querying.

We also ask that you:

- + *Make non-commercial use of the files* We designed Google Book Search for use by individuals, and we request that you use these files for personal, non-commercial purposes.
- + *Refrain from automated querying* Do not send automated queries of any sort to Google's system: If you are conducting research on machine translation, optical character recognition or other areas where access to a large amount of text is helpful, please contact us. We encourage the use of public domain materials for these purposes and may be able to help.
- + *Maintain attribution* The Google "watermark" you see on each file is essential for informing people about this project and helping them find additional materials through Google Book Search. Please do not remove it.
- + *Keep it legal* Whatever your use, remember that you are responsible for ensuring that what you are doing is legal. Do not assume that just because we believe a book is in the public domain for users in the United States, that the work is also in the public domain for users in other countries. Whether a book is still in copyright varies from country to country, and we can't offer guidance on whether any specific use of any specific book is allowed. Please do not assume that a book's appearance in Google Book Search means it can be used in any manner anywhere in the world. Copyright infringement liability can be quite severe.

### **About Google Book Search**

Google's mission is to organize the world's information and to make it universally accessible and useful. Google Book Search helps readers discover the world's books while helping authors and publishers reach new audiences. You can search through the full text of this book on the web at <http://books.google.com/>

78 B 9









**THIRTY-FIVE YEARS IN THE EAST.**







*In the treasury of Nature there are many Gems; but those  
only are worth carrying away, which we know how to set.*

*Fromberg*





# THIRTY-FIVE YEARS IN THE EAST.

Adventures, Discoveries, Experiments,

AND

Historical Sketches,

RELATING TO

The Punjab and Cashmere;

IN CONNECTION WITH

Medicine, Botany, Pharmacy, &c.

TOGETHER WITH AN ORIGINAL

Materia Medica;

AND

A MEDICAL VOCABULARY.

IN FOUR EUROPEAN AND FIVE EASTERN LANGUAGES:

BY

John Martin Honigberger,

LATE PHYSICIAN TO THE COURT OF LAHORE.

---

TWO VOLUMES IN ONE.

Illustrated with numerous Engravings, containing Portraits, Plants, Fac-similes,  
View of the Fortress of Lahore, &c.

---

London:

H. BAILLIÈRE, 219, REGENT ST. & 290, BROADWAY, NEW YORK (U.S.)  
R. C. LEPAGE & Co. CALCUTTA.

1852.

Digitized by Google

203. a. 120.

من الشرق طلعت بقدرة الرحمن  
انوار الدين والعلم والعمران

---

Min-as-shark taláta ba kudrat ar-rahmán,  
Anwár-ud-din wa al-ilm, wa al-úmrán.

---

From the East, by the power of the merciful One,  
Lights of Science, Religion and Culture have shone.





## INTRODUCTION.

---

ON presenting this work to the English public, in an English dress, I would state, that notwithstanding much has of late been written, by travellers and physicians, on the important countries of the East, they have not exhausted their topics; and I have been induced to publish the results of my experience, from a conviction that this work may form a valuable addition to the publications already extant.

Thirty-five years spent in Asia—travelling from my native country (Transylvania) by way of the Levant, Egypt, Arabia, and Persia, to India, residing several years in the Punjab, and returning by Affghanistan, Bokhara, and Russia, at a period when these countries were but little known to Europeans—afforded me ample opportunities for satisfying my ardent desires for research, and for obtaining an acquaintance with some of those secrets of nature which had so long been concealed in that quarter of the globe—the cradle of humanity and the birthplace of science.

The prosecution of my researches was considerably aided by my influential position, during many years, as Physician to the late Sikh Court of Lahore.

Those who take an interest in the history of the Punjab, may find, in this, the first volume, many

sketches of oriental character, and illustrations of Eastern manners, customs, and intrigues; also, a faithful summary of recent events.

The second volume, although a medical work, has not been written for physicians only; it is apprehensible and may be useful to all readers. To render it the more acceptable to those in the East, in addition to the *Flora Medica of Cashmere*, with its properties and uses, as also those of many other oriental plants and drugs, I have superadded a *Medical Vocabulary*, in nine languages.

A variety of discoveries, curious experiments, and remarkable incidents, may be found in these volumes, collected during a sojourn of many years—useful, I hope, to both naturalists and historians.

During my fifteen years' residence at Lahore, as well as on my frequent journeys, I embraced every opportunity of devoting my attention to the examination of the various medical systems of the day, and to the experimenting on the qualities of numerous medicines, whether known or unknown to practitioners. Freed from every selfish motive, I now ingenuously present to the British public, the results of these researches, which were carried on with unwearied perseverance. I am not under the influence of the mania of *system-making*; my object is, simply, to aid the alleviation of the sufferings of humanity and to enrich science, as far as my abilities may permit. I have been guided solely by the proverb, "*Nulla re homo proprius accedit ad Deum, quam salute hominibus danda;*" i.e. "Nothing brings man nearer to God, than man's helping his suffering fellow-creatures."

It is no easy matter to eradicate systems which have

been deeply rooted for centuries. Who will take upon himself the responsibility of a *change* affecting the existence and welfare of myriads of human beings? Accurately expressed, my System can scarcely be called a *new* one ; it is, more properly, a *medium* between two extremes ; a system grounded on experiments, which I advisedly adopted, and which success impelled me to pursue. I am persuaded, that any one who may be guided by the instructions I now give, and who may follow a like course, cannot fail to obtain similarly happy results.

Notwithstanding I spared no pains, endured much fatigue, and deemed not any sacrifice too great, particularly during the last ten years I abode at Lahore, to accomplish my object, I am far from supposing the subject to be exhausted. On the contrary, I feel, that though much has been done, much remains still to be done ; and I trust that others may assist in bringing the work which I have commenced, to that degree of perfection, of which I am convinced it is susceptible.

It is impossible to entertain any high opinion of the healing-art of the Mahomedan doctors, derived from the ancient Greeks and Egyptians (Thababet-junany of the Hakims) or, of that of the Hindoos ; for, they have made but little progress beyond that defective medical science which is found in their old manuscripts. Their directions for the treatment of patients, contain little else than extravagances and superstitions — to which the Hindoos, whose system is the most ancient, add *astrology*. As their religion stands in the way of every attempt at improvement, there is but little hope that they will ever make much progress in medicine, or,

relinquish their absurd theories ; and nothing remains for us, but to pity those who are doomed still to continue in darkness. Yet, we ought not entirely to disregard old works, but to select, as I have done, such portions as appear useful. I have tested some of the simple remedies mentioned in their books, which, having been injudiciously administered, had fallen into disuse (their real utility being misunderstood, or, overlooked) and, in some cases, I found them very efficacious. In prosecuting my experiments, I principally consulted the Persian works, *Tohfet Khany*, محفة خاني, and *Tohfet al Mominin*, محفة المومنين. And to these I shall refer, as often as the special cases I relate, may require.

At present, there are *two* different systems of medical treatment practised in Europe, *viz.* *Allæopathia* and *Homæopathia* ; both of which have been contending for supremacy, during the last half-century. The former is the ancient method, and is universally recognised and taught in all the universities of Europe ; but, as both of these systems have their *pro.* and *con.* I shall, for the sake of the general reader, give a concise account of each ; which accounts may, at the same time, serve as an introduction to the *medium-system* I have adopted.

*Allæopathia* contains remedies which operate so violently, that, if the doses administered are not very nicely adjusted to the disease, or, if a mistake occur (which too often happens) the effect, instead of being salutary, proves injurious, if not fatal ; and the patient then dies, not of disease, but, from the improper means used for its removal. In such cases, it would have been better to have left the patient to the fostering care of nature. The number of those who are sent (some of them in

the prime of life) prematurely to their graves, through injudicious treatment, is by no means inconsiderable; neither is the number small of those unfortunates, who, from the too violent operations of medicine, live only to wander about as cripples or phantoms, weak and disabled, a burden to themselves and others, some of them longing for death, as the only deliverance from their miseries.

Girtanner, in his *Therapeutics*, Vol. II., p. 600, acknowledges, that "The *apparatus medicaminum* is nothing more than a careful collection of all the sophisms which have been invented by the medical practitioners of former times. It is true, some valuable experience may be found among this immense heap of verbosity; but, who would spend his time in selecting a few grains of pure metal from such an enormous heap of rubbish as that which has been accumulating for 2,000 years. In the worse than Egyptian darkness in which the physician has to grope his way, he scarcely perceives a ray of light to guide him through the 'palpable obscure.' When two physicians meet at a sick-bed, it is with difficulty they refrain from laughing—like two augurs of Rome."

Lemière is quite right in saying—

Lorsque la fièvre et ses brûlantes crises  
 Ont de notre machine attaqué les ressorts,  
 Le corps humain est un champ-clos alors,  
 Où la nature et le mal sont aux prises,  
 Il parvint un aveugle, appelé médecin  
 Tout au travers, il frappe à l'aventure:  
 S'il attrappe le mal, il fait un homme sain,  
 Et du malade un mort, s'il frappe la nature.

In the *Heidelberg Clinical Annal*. Vol. V. Part 3, it

is stated, "More individuals perish through the interference of physicians, than are saved by their assistance."

Hence, many have lost all confidence in medicine; for, the dark side (the defects of the art) cannot be concealed from even the uninitiated. Lord Bacon says—"I will not deny that physicians of the present day are indifferently well acquainted with the general symptoms of a disease; but, either they do not rightly understand, or, have not sufficiently examined the medicines which they prescribe in particular cases. The addition, diminution, and alteration of medicines, in the most arbitrary manner, so that usually one medicine is substituted for another, is quite a common proceeding."

Peter Frank, in his *System of Medical Police*, Vol. I. says, "It is strange that the government should interfere only in time of epidemics and against charlatans, whilst it takes no notice of the thousands who are daily sacrificed in their solitary chambers. Governments should determine either to banish all physicians and their art, or, take measures to render men's lives more secure than they are at present."

Confessions like these, by physicians themselves, are so numerous and so well known, as to render more quotations unnecessary; those which I have given affording the most conclusive evidence of the defectiveness and uncertainty of *Allœopathic* medical science.

It was, without doubt, the defects of the science of healing as practised by the Allœopathists, which induced the immortal Hahnemann to embrace and propagate the doctrine of *similia similibus curantur*.

There cannot be anything more irrational, than an implicit adherence to a system, without a pre-

vious examination of it; without having tested it, and satisfactorily proved it (*“Jurare in verba magistri”*) consequently, I do not profess myself a votary of Hahnemann’s system. In the course of this work, I shall have to cite cases wherein it will appear, that the most minute doses of a medicine have, sometimes, proved efficacious; whilst, in other instances, they did not produce any effect whatever; and I am bound to confess, that, in the majority of cases, the results I obtained from Homœopathy, were not favorable; I felt persuaded, that larger doses would have been better. I have also found it injudicious to wait too long in order to discover, by the operation of a medicine, if it were well-chosen; and I consider it erroneous to prescribe for a patient the strictest diet, prohibiting the use of such things as the body has been accustomed to—particularly *tea* and *coffee*, which have a stimulating influence on the nerves and blood vessels. I do not deny the *antipsoric* theory in several chronic diseases; nor do I, like Hahnemann, reject the use of external *adjuvantia*—such as bleeding, blistering, &c.

The disciples of Hahnemann are of opinion, that, as tea and coffee exercise a peculiar influence on the nervous system, and are *therefore* good and certain remedies for persons unaccustomed to the use of them, they should be used medicinally only. But, let me urge, amongst the substances which constitute our usual nourishment, or things which we consume as articles of luxury, there are many which affect the nerves even more strongly than tea or coffee; therefore, by parity of reason, we ought to debar ourselves of them also.

Hahnemann, who daily enjoyed his glass of beer and his pipe, took both these favorites under his protection, declaring them less obnoxious than tea and coffee; but, who can blame me for having inclinations of an opposite cast? I cannot endure strong beer, and smoking produces nausea, whilst I find tea and coffee very agreeable, never experiencing the slightest injurious effect from either of them, for, I am accustomed to both. Similar results will necessarily occur to every one who habitually uses certain special articles of diet. We daily consume a considerable quantity of common salt, in our various dishes. Many would be surprised, could they see the yearly amount collected into one mass; and would be inclined to think, that our stomachs, and, perhaps, our intestines, also, would finally become crusted with a coat of salt: yet, whilst in combination with our diet, it does not produce any striking, or sensible effects, it, nevertheless, proves a very efficacious remedy, when administered as a medication, in proper doses.

On attentively considering what I have just stated, the reader cannot think it extraordinary that I regard the *two* medical systems, *Allæopathia* and *Homæopathia*, as two opposite poles. The first rushes into the field, armed with enormous pills, and bottles of all sizes, containing the most powerful mixtures, striking at the foe with wild and deadly force; the other, with less martial display, attacks the enemy in a manner which seems the quintessence of feebleness and inertia—a small case, containing pygmean flasks, filled with lilliputian pills which the least breeze would scatter to the winds, and a few minute drops, are all the direful



weapons. The drops are not always the pure extract of the medicinal plants, but are sometimes diluted to a *decillionth* of their strength; and even the smelling at some of these substances is said to be occasionally sufficient to work miracles.

All our medical knowledge is the result of experience; and the reason why we have made so little progress in medicine is, that its professors have not divested themselves of that narrow-minded adherence to ancient maxims, which rejects all experimental results that are not recognised in their dogmas.

I look upon the immeasurable realms of medicine as a republic, founded for the welfare and prosperity of mankind. There should be neither exclusive authority, nor respect of persons. The members of this commonwealth, in wandering with measured tread about its sometimes gloomy precincts, will, by careful research find some untrodden paths, which lead to undiscovered treasures. It is thus that I have spent the greater part of my life, and I am desirous of pointing out to others the road which I found most agreeable and safe. It is unlike that followed by many of our cotemporaries, who, infatuated by their own system, drag their patients over gulfs and precipices. Mine is a smooth and middle course; following so much only of every other as I have, by the observation of many years, proved useful. Moreover, this new path is easier, less perilous, more agreeable, and less expensive.

During the latter years of my residence at Lahore, my *practice* was crowned with the greatest success; and after having scrutinized my *theory*, I became convinced

that this *medium-system* was the best, and I now confidently recommend it as the most efficient.

“*Magna est veritas et prævalebit.*”

“Truth is mighty, and must prevail.”

Besides other advantages which this system possesses, the remedies are administered in so agreeable a form, that they may be taken without the consciousness of their being medicinal. This is worthy of attention, as it removes one of the many difficulties which obstruct the way of the physician, in the exercise of his profession. He has often to contend with prejudices and notions imbibed in early infancy, and to attend to idiosyncrasies, lest he should increase instead of removing evils. In children, he has to struggle with obstinacy, ill-humor caused by pain, &c. In the treatment of females, he must never lose sight of their nervous mobility (natural or affected) which often becomes constitutional; their greater sensitiveness, their stronger irritability, and their more delicate organisation; and if, eventually, he is fortunate enough to conquer all these difficulties, still he may not cry *victory*, until he has acquired the art of removing from his prescriptions all that is nauseous or disagreeable.

It is a palpable act of cruelty in mothers to force their infants to swallow remedies which are repugnant to their taste, in the mistaken notion that bitter pains must be removed by bitter medicines. Nature, in placing at our disposal such vast stores of medicinal treasures, surely never conceived the revengeful notion of punishing those who had recourse to their aid. It is more consonant with reason to suppose,

that they were benevolently endowed by nature with their nauseous flavor to warn us against the danger of using them too freely.

A physician might as rationally assert, that it is possible for him to give to the rotation of the earth any direction he *wills*, as that the remedies he administers in accordance with the mere custom of the profession, must infallibly prove beneficial. He cannot dictate laws to Nature in either case; experience alone is the teacher and arbiter, and on experience must we ground our hopes. But, as hope often deceives us; and as even the most skilful physician is not infallible; the grand rule to be adopted is—“*all strong doses to be avoided, and such only to be administered as, though they may not benefit, yet, cannot do any harm.*” This rule may easily be followed, if we acquaint ourselves with the effects of medicines both in large and minute doses; and I think, that without this knowledge, no physician can prescribe any remedy whatever, with a clear conscience. The point to which I devoted the greatest attention in my investigations, was—observing the effects produced by various medicines; and it was not until the operation of a prescription had been thoroughly tested, that I felt confidence in prescribing it in similar cases—*similia similibus*.

The ancients, without being acquainted with the natural law of *similia similibus curantur* (according to which small doses are required) were well aware of the injurious effects of large doses, and recommended the greatest caution—*Praestat pauca dosi, et per intervalla remedia exhibere, quam uno impetu ventriculum remediorum moleste obruere; i. e.* “It is better

to give a medicine in small doses, and at intervals, than to load the stomach with it in large quantities at once." If they thus spoke and acted in the days when remedies were mild, and had but little influence on the patient; if they then said—*Salvia cum ruta faciunt tibi pocula tuta*, how much more should this golden rule be observed by us, now that the progress of chymistry has unfolded the powers of those simple remedies.

I have no great opinion of the so-called *nostrums*; but, as we are recommended to "prove all things, and hold fast that which is good," I tried some of them, out of curiosity. The celebrated Morrison's and also Holloway's pills, I found, as I expected, violent purgatives, which may, however, be employed with advantage (?) by a judicious physician. I need scarcely observe, that they do not deserve the name of *panacea*; neither can I advise any one, to take either of them in the beginning of a violent fever, having witnessed bad consequences from so doing. I have administered the above-mentioned pills, in small doses; also Warburg's fever drops, which are reputed good; and the reader may find a description of their effects and composition in the second volume. I was pleased to see in a Report in the *Bengal Pharmacopœia* (1844, p. 147) that *arsenic* in very minute doses, recommended as a diuretic, which is driven off with the urine, may be again easily detected in it. It is highly probable, that if we were as well acquainted with the re-agents of other medicines as we are with those of arsenic, and if we knew where to look for their action, *i.e.* whether in the blood-vessels or in the nerves, in the lymphatic

system or in the cellular tissue, in the gall or in the bladder, in the spleen, in the liver, in the kidneys, in the stomach, or even in the intestinal canal, we might then be able to detect their *modus operandi* also.

In the *Bengal Dispensatory*, p. 162, it is said of *Ranunculeæ*—"They are extremely acrid and corrosive; and so unmanageable, as to be excluded from medical use by all modern practitioners." It would, indeed, be much better to desist from using such strong medicaments altogether, when they are employed in undiluted doses only. It is really pitiable when all other arts and sciences have made such important progress, that medicine alone should continue stationary; that its professors, from an unwillingness to investigate the nature, virtue, or proper use of medicinal substances, should fancy themselves bound to condemn simple yet efficacious plants to oblivion, as things which providence has created for the delight of our eyes only, and which are sure to injure us, should we attempt to use them! Almost all the plants which were employed formerly, have met with this fate. Where are the *Salvia*, the *Ruta*, *Euphrasia*, *Imperatoria*? As for the deadly poisons, *Calomel* and *Opium*! these glitter as fatally brilliant in the East Indian medicinal horizon, as they do among English physicians. How beautiful and true are the lines of Shakespeare—

O, mickle is the powerful grace, that lies  
 In plants, herbs, stones, and their true qualities:  
 For naught so vile, that on the earth doth live,  
 But to the earth some special good doth give;  
 Nor aught so good, but strained from that fair use,  
 Revolts from true birth, stumbling on abuse.

If the bee can suck nectar from poisonous plants, why should not man discover their properties, and derive benefit by employing them as remedies for ills? "*In formica non modo sensus, sed etiam mens, ratio, et memoria.*" What vast medicinal treasures do the varied productions of the Himalaya Mountains offer to the inhabitants of India! Could they be made to appreciate their value, how readily would they employ them.

As the efficacy of a medicine depends upon its being properly prepared, I advise physicians in India to keep such plants as the Ranunculaceæ (which grow abundantly in the Himalaya Mountains and in the valley of Cashmere, and which contain volatile substances) in well-closed vessels. They ought to be prepared on the spot, either as an essence, or, as a conserve, and kept in a temperate place, secure from the decomposing rays of the sun. The supply should also be renewed once a year, at least. Such precautions are absolutely necessary, if we really desire to attain our object. Dried herbs, from the apothecary or druggist, are often ineffectual, from being old and spoiled. It must not, however, be inferred, that the volatile parts alone are valuable; brewers, from long experience, consider old *hops* more powerful than new; and *asarabacca* acts in its fresh state as an emetic, and when old as a purgative.

Much depends upon the soil in which plants grow, as also on the climate. "*Differe quoque pro natura locorum genera medicinae.*" *Celsus Med. Libr. Præfat.*

Thus, *Cannabis Indica* grows higher, stronger, and more luxuriantly in Cashmere than in the plains of

India, and has been monopolized by the Cashmerean government. The *churrus* is prepared from it, and sold in India, where it is mixed with *tomakoo* (tobacco), and used for the purpose of producing intoxication, principally by the faqueers, who smoke it through the hooka. Besides the hemp-plant, two other valuable productions of the country, saffron (*Crocus sat.*) and the putchuk-root (*Costis nigr. Cashm.*) have also been monopolized by the government. Notwithstanding this fact, and the proximity of the country, it is stated in the *Bengal Dispensatory*, p. 692, "Putchuk-root is brought from Lahore, where it is called *koot*, it is of unknown origin; it is chiefly exported to China, where it is used as incense," &c. (!)

Twenty years ago, when I was still ignorant of what drugs were to be obtained in the Bazaar at Lahore, I sent to an apothecary in Calcutta, for *Strychnos faba St. Ignatii*, and *succus sepia*; instead of the first, I received *Strychnos nux vomica*, which belongs to the family of the *Strychnos!* and instead of the latter (the *tint* of the cuttle-fish) I received *cuttle-fish shells*, although, as the reader may be aware, the latter have a different color and a different effect. All these species of *Strychnos* and *ossa sepia* can, however, be procured in any quantity at the Lahore Bazaar.

My long residence in "the land of the five rivers" afforded me the opportunity of becoming well acquainted not only with the country and its productions, but, also with its endemical and epidemical diseases; its medicinal substances, and the vernacular names both of diseases and medicaments; all of which are less known to English physicians than those of the lower

provinces, that part of Hindostan being a newly-conquered country. In order to render the work more acceptable to the English faculty, I have introduced these particulars in the second volume, where, besides a description of the new method of treatment I adopted, may be found (as already stated) the Flora Cashme-reana, which, though not perfect, contains many of the principal qualities and hitherto unknown effects of those plants, which, by experiment, I discovered.

The illustrative plates have been drawn with accuracy.

My object is, to place the work within the reach of every one whose health is dear to him, and to render it useful to all. It will be found more especially valuable to those, who, living in the interior of the country, are shut out from immediate medical assistance; also to travellers, who are much exposed to noxious influences, and who may not have a physician near them. With the aid of this work, and a family medicine-chest (which can be prepared, at a trifling expense, at any pharmacopolist's, where the purity of the articles and the exactness of their preparation may be depended upon) my advice can be followed, as easily and certainly, as if I were consulted personally.

Every rational being ought to possess at least some slight acquaintance with the structure of the human body, and also of its functions; and should acquire a knowledge of so much of the healing-art as may be necessary to maintain a healthy action under ordinary circumstances. The celebrated Delphic inscription—*Γινῶσι σεαυτὸν*, i. e. *Know Thyself*, which sentence of the Oracle greeted every one who entered the Temple of Wisdom, teaches us, plainly, that the sages of antiquity



were well aware of the importance of this study. It often happens, that he who has even but a slight knowledge of medicine, and understands the peculiarities of his own constitution, is able, by the timely application of a suitable remedy, entirely to remove, or lessen, any illness with which he may be attacked.

English physicians residing in the East, and more especially those in the Punjab, may derive great advantage from the *Flora Medica Cashmereana*. I should recommend them to apply to the Secretary of the Medical Club at Lahore, that he may send them, *annually*, a small but fresh supply of herbs, and to use them according to the System I lay down in this work.

It would, indeed, be desirable for physicians who intend to establish themselves in any country, to make themselves acquainted with the productions of the locality, and to try the qualities of indigenous plants on healthy as well as on diseased individuals, that they may be able to use them advantageously. Such a course would not only render the physician independent of the supplies of medicines from foreign countries, and furnish him with remedial agents on the qualities of which he could depend, but he would, at the same time, be rendering a service to mankind, by the occasional discoveries with which he might enrich medical science. It was thus, that I discovered the healing properties of nearly all the plants which are mentioned in my *Materia Medica*, in the second volume.

If this advice were generally acted upon, a considerable saving would be ensured to the Government in India, which is now at much expense, in importing

costly medicines, for the use of the troops, &c. an expense which might be almost entirely avoided, if the physicians there were acquainted with the properties of the native plants and drugs.

When I went to Lahore the second time, I was, as before, appointed Physician to the Court, and also Superintendent of the gunpowder-mill and gun-manufactory. The *Dar-ul-Shefa* (hospital) in the city, was under the direction of two brothers, Azeez-oo-Deen and Noor-oo-Deen, both rich faqueers, and the government paid for the medicines which were daily distributed there; but, although I made some experiments on my new system, at my own expense, yet, my opportunities were very limited, as it was not within my province to attend the *Dar-ul-Shefa* of the faqueers. When the English came, however, they shut up the gun and powder manufactories, and ordered the Durbar to erect a public hospital outside the city. The management of this establishment was entrusted to me, and I then obtained the long-desired opportunity of continuing my experiments, uncontrolled, in the new method of treatment, and on a large scale, until the annexation of the country, in May 1849; the results of which surpassed my most sanguine anticipations.

My waiting-room was constantly filled with patients, attracted not only by the inviting appearance and sweet taste of the medicines (lozenges), and the (to them) pretty wooden boxes in which they were delivered; but also, by the efficacy which they found these *bon-bons* to possess. The establishment presented a curious aspect. My department, more resembling, in its

adjuncts, a confectioner's shop than a repository of drugs, was on one side of the building, and the other side was occupied by the *Hakim* (Mahomedan doctor) appointed by the Durbar to assist me, and who was at liberty to treat patients according to his own system; so that applicants could employ native or European remedies, as they felt disposed. But, what a difference! what a wide gulf between the two methods! On the one hand, my hitherto unknown *medium-system* (which then still slumbered like an embryo), the principles of which I have already mentioned, and, on the other, the obsolete *Junanian* (Grecian) or *Arabic system*, which, with many of its medicaments, has long been banished European practice.

In this hospital, also, I was entrusted with the care and treatment of lunatics; and, in the interior, sat three *Jerahs* or native surgeons, also appointed by the Durbar, who were occupied in the administration of ointment, plasters, &c. for external healing; so that, with those patients who came to avail themselves of the services of these *Jerahs*, those who came to consult with the *Hakim*, and those who preferred my advice, the hospital was a complete *milé* (fair) from morning till night.

It was with difficulty that I could satisfy the demands of the multitudes who came from the neighbouring towns and villages for medicines, notwithstanding I was provided with several assistants besides those already mentioned.

One day, a man, who, in passing, had heard that the *Dakter Saheb* (Gentleman Doctor) distributed such good medicines, in boxes, was desirous to obtain some for himself and friends. A few months afterwards,

the same man returned, bringing back the box I had given him, and asked for some more of the lozenges, for one of his friends, as the previous supply had been of much service. The paper on which I had written the symptoms of the disease, the remedy (*lens*), and the date when I had given it, was still in the box. The man assured me that he came from Loodiana, a distance of 140 miles, that he had no other business in Lahore, and that he intended to return immediately. A long journey, thought I, to take for a few lentils which I had that day prepared.

To avoid mistakes in the application of remedies (one messenger often applying for medicines for three or four patients), I made use of larger and smaller boxes of different colors; each of which contained a paper, whereon was noted the principal symptoms of the disease, the name of the remedy, the quantity, how to be taken, and the date on which it was delivered. It may easily be conceived, that, as I sometimes did not see the patients, it was difficult to form a *diagnosis*, especially in such cases as cutaneous diseases and affections of the eye. For instance, I once sent a remedy for blindness, and received the agreeable intelligence that the patient had recovered his sight; but, I confess, to this day, I am not aware *what* the disease of the eye was; probably, *Amaurosis*. Besides the afore-mentioned occupations, I received an order from the Durbar to establish an hospital in the jail of Lahore also, which was on the same spot whereon, a short time before, I had erected the powder-mill. During the last two years of my office (1848 and 1849) out of 800 prisoners, only twenty-one patients died in the space of twelve months,

and they, of severe wounds, marasmus, or, dysentery. The jail, with its hospital, is situated outside the city, in one of the filthiest quarters, where all the wells of the neighbourhood contain briny or bitter water; and notwithstanding all my endeavours and remonstrances, I could not obtain from the government any better nourishment for my patients, than the usual jail diet, so that I was obliged, in several cases, to have recourse to a part of the unemployed funds of the public hospital of the Durbar, in order to provide such comforts as were necessary. Taking these circumstances into consideration, my management was peculiarly fortunate; for, during a period of two years from the foundation of that hospital, not a single patient died of an acute disease—such as inflammation, fever, cholera, serpent bites, &c. of which I had many cases; some of them so dangerous, that I had to visit the patients three or four times a-day. My successor was less fortunate; for, during the first six months after the annexation (from May till October 1849) while I was still in the country, he lost upwards of sixty patients out of 1,000, not to mention those who were dismissed as incurable. I may state, with regard to the latter, that the experiments I made on similar diseases had often been crowned with success. It was thought that the great mortality during these six months was caused by the small and unhealthy situation of the hospital, in consequence of which a larger was built, on the opposite side of the jail. The prisoners received better nourishment, were not so oppressed by hard labor, and were permitted to use tobacco, opium, poppy-heads, hemp, churrus, &c. which had been prohibited. I afterwards learned, that

these changes had not been of much use ; and I believe the mortality is still greater than that of the first two years.

Among my papers, I have met with the following letter, which I received at Lahore, and which may serve as a proof to unbelievers in the efficacy of my minute doses—

*Residency, 2nd December, 1847.*

Dear and respected Sir,

I may appear seemingly to have neglected your prescriptions, but I assure you, I have not. The reason of my not doing myself the pleasure to call on you, has been owing principally to heavy business, consequent on Col. Lawrence's leaving this, and some little to the distance of your present residence. The *lozenges*, however, last supplied, being over, I come before you again a beggar ; but, before you comply with my petition, permit me to mention the effect of your medicine. The largest sore in my gums is nearly filled up with fresh flesh, while the discharge generally from the gums is greatly lessened. My general health is improved so much, that I fear I am becoming almost as stout again as I was at Simla, and when it is considered that I had but lately recovered from a violent attack of the liver, it must be confessed that my present improved health is to be ascribed to your valuable medicines for the last month and half. While I thus express my most grateful obligations, I trust you will continue your kind favors for a little longer, and therefore beg a fresh supply, to be sent in an envelope, the box being at home. Allow me to subscribe myself, with high respect,

Dear Sir,  
Your obedient humble Servant,  
WM. SKINNER.

I might produce many such testimonials, but they are unnecessary ; as I have not any desire to obtrude my System on the public. I simply call attention to

that which I have experienced, and leave it to every reader to examine and judge for himself. I wish to avoid self-praise, and honestly to give the impartial reader an opportunity of judging from this work, whether the happy results, herein described, are to be attributed to good-fortune, or, to the excellence of the system, and my peculiar mode of treatment.

We have continually to combat with deeply rooted habits and prejudices; and it requires no little patience, constancy, and perseverance to come off triumphant. Habit exercises a powerful influence on the mental faculties, as well as on the physical organisation. It is a very difficult task, and one which requires indomitable resolution, to forget what we have once learned, and to apply ourselves to the study of things which may have appeared impossible. Yet, men of sense often *change* their opinions—blockheads, never. This is especially the case with persons who are strongly prejudiced in favor of Systems to which they are indebted for their reputation, extensive practice, and good income. It can scarcely be expected that men should abandon their lengthy prescriptions and familiar methods, to study new ones; or, that they should be persuaded that minute doses could produce effects more salutary and rapidly than larger ones. Above all, those who prefer gain to conscientiousness, may be expected to raise an outcry against this publication. To those who may attempt to decry my System, whether from pecuniary interest, ignorance, or, a lack of power to relinquish prejudices, I say, with Cicero—*Tacere præstat philosophis, quam loqui*. To those who may ingenuously desire to correct errors, and who possess manliness

sufficient to offer judicious advice, I shall give my cordial thanks, knowing how to appreciate an impartial critique. *Palmas qui meruit ferat.*—"Be his the palm who merits it."

If my work meets with a favorable reception, and is considered useful, I shall feel happy in having attained my most ardent wishes; I shall forget the toils, dangers, and sacrifices I have undergone, and, moreover, escape the lot of many, who, after having spent the greater portion of their lives and fortune, and, not unfrequently, ruined their health, in rendering themselves useful to mankind, have too often met with ingratitude, and, sometimes, with persecution. Many benefactors of the human species have experienced such treatment, and analogy almost prepares us to expect it. If we turn to the histories of important discoveries and inventions, we shall find, that, on their first announcement, they were contemned and ridiculed, while the inventors and discoverers were laughed at, misrepresented, and vilified. Sydenham, whose memory we must revere, was, by several of his cotemporaries, stigmatized with the name of *quack*, and *murderer*. Many now celebrated men, who, in the fourteenth century distinguished themselves by their knowledge of physical science, were burned as sorcerers. Galileo was imprisoned in his seventieth year, for maintaining the rotation of the earth; and posterity may, perhaps, admire some of our cotemporaries, who having done much for the advancement of arts and sciences, have not enjoyed the esteem they merit.

We daily observe what extraordinary things can be achieved by persevering practice, and what strange facts are brought to light by scientific investigation; never-



theless, there are men of our day, who will not even admit the truth of *animal magnetism*; still less will they give credence to that remarkable power of suspending existence, as illustrated in the account of the *Faqueeer Haridas*, who could place himself in a state of *asphyxia*, and, after remaining buried in the earth for months, could, by pursuing his instructions, again be restored to life. This fact is already known to the reading world, and appears in a detailed form, in this volume, page 127.

We may perceive from what is passing around us, that nature works destructively on one side, and productively on the other; incessantly striving, as it were, to preserve a balance. In this continual change of matter, subtile elements are generated which sometimes have pernicious influences on living beings, and occasion various diseases. We know, that the preserving and healing power of nature (*vis conservatrix et vis medicatrix naturae*) may go hand in hand with medical assistance, although we do not know by what agency they operate; nor do we know anything of the formation and constituent parts of any disease, epidemical or endemical. Do we know the nature of mineral, or, animal magnetism? electricity, attraction, or, repulsion? Who can say, how aerolites are formed in the higher atmospheric regions? The book of nature lies open before us; but, who can decipher it?

The different qualities of a medicament can be determined only by careful and reiterated trials on healthy as well as on diseased individuals. Experience teaches us, that the effects of remedies are manifold; that the same medicine operates very differently, according to

the quantity of the dose, or, the intervals at which it is administered. Thus, minute doses of certain medicines remove nausea and arrest vomiting; whilst the same medicines given in larger doses, produce a contrary effect; others, when taken in large quantities, act as purgatives; but, when administered in minute portions, check diarrhoea. *Therefore, since we are aware that medicines in minute doses possess peculiar qualities and powers, it is our bounden duty to make ourselves acquainted with this mode of using them, and it is imperative on us to forego such notions and principles (hereditary or acquired) as are founded on prejudice. Minute doses alone can produce real medicinal action.* Properly employed, they operate beneficially; because, their action is confined to that part of the body which is the seat of disease, while the remainder of the system is not attacked or weakened; if improperly employed, they cannot, from their minuteness, be very injurious. Large quantities of any materials, whether from the kitchen or the apothecary's shop, whether prepared by cooks or prescribed by Greek, Arab, Indian, or European physicians, are not entitled to the name of *medicines*; they are to be considered *nutriments*, when properly used —when abused, they are *poisons*.

Instances frequently occur, wherein large doses of so-called *medicine*, appear to produce curative effects upon the patients; but, it is probable, that, in some cases, the recovery is attributable to the healing power of nature alone, which often repairs what bunglers have injured.

Many persons cannot conceive, how minute doses, which are so small that they are supposed to be lost

before they can reach the stomach, can produce any effect. They argue thus—As the stomach is the medium through which we obtain everything we require to preserve life, and by means of which those substances are assimilated that serve to compensate for the loss caused by the action of the vital functions, it requires to be deluged with medicines, in order to produce any effect on the system. But, experience teaches us, that this is not necessary. Small particles of medicaments, dissolved on the tongue by the saliva, on entering the stomach, mix with the chyle; and their effect is then conveyed by the electric or magnetic action of the nerves, to the remote parts on which they are destined specifically to operate.

I advise every medical man to extract from the *Materia Medica* (in the second volume), a list of such remedies as he can procure; and to arrange them alphabetically (with the diseases and symptoms to which they are applicable), that he may be able to refer to them readily. A pocket-book so arranged, would be useful to families as well as physicians. The remedies for different diseases (which are suggested in the first part of the second volume) are intended for those physicians only, who, having time and opportunity, desire to continue the train of my experiments. I have arranged the various diseases or symptoms in groups, many of them being closely allied. I have noticed in which cases the remedies proved beneficial, and, in short, I have pointed out effects of any kind. I have also retained several *untried* remedies, and have marked them as such. Not knowing how long I might enjoy so favorable an opportunity of prosecuting my experi-

ments, I was assiduous to determine, in the shortest possible time, the qualities of most of the substances I have mentioned; consequently, I treated many of them superficially, not occupying myself long with any particular medicine. I preferred making a large collection of such substances as had been either long disused, or, which were so new, that their qualities and effects were unknown or unappreciated.

Be it observed, most of my informations regarding the *effects* of the medicines were gathered from the uncivilized natives of Asia, whose statements cannot always be relied on; and that, notwithstanding my circumspection, mistakes may have occurred, for which I can hardly be held answerable. Many ignorant persons took different remedies at the same time (several different kinds of lozenges, which were of the same form and color) in such cases I could not decide which medicines had produced the desired effect. I have stated the effect as attributable to different medicines, that they may be further tested.

It also often happened, in the public hospital at Lahore, that people took medicine from me and from the Hakim at the same time, for the same patient; simply because both were gratis: and they took my medicines whilst they were under treatment by the Jerahs for abscess, ulcer, scrofula, &c. as if the interior had no connection with the exterior.

In a hasty perusal of the *Bengal Dispensatory*, *Bengal Pharmacopœia*, *Ainslie's Materia-Medica Indica*, and the summary of East Indian drugs contained in the *Great Exhibition Catalogue*, I observed a few inaccuracies and deficiencies, which I have taken the liberty

of correcting and supplying, in an Appendix to the second volume; which I trust may not be found a useless Supplement.

In closing this Introduction, I feel it incumbent on me to express my thanks to the Governor-General of India and the Board of Administration in the Punjab, for the Pension they have honored me with, in consideration of my long medical services to the Maharajh Runjeet Sing and his successors.

This Pension, added to the savings of a laborious life, secures me a moderate income in my retirement; and enables me to devote the profits of this work, be they great or small, to the Educational establishments of the Saxon colony in Transylvania—my native country.

JOHN MARTIN HONIGBERGER.

*London, January, 1852.*

There is a Land, of every land the pride,  
Beloved by Heaven, o'er all the world beside ;  
And in that land of Heaven's peculiar grace,  
The heritage of nature's noblest race,  
There is a Spot of earth supremely blessed,  
A dearer, sweeter spot than all the rest.  
Where may *that* Land, *that* Spot of earth be found ?  
Art thou a Man ? a Patriot ? look around—  
O thou shalt find, howe'er thy footsteps roam,  
*That Land* THY COUNTRY, and *that Spot* THY HOME !

MONTGOMERY.

ADVENTURES, DISCOVERIES, EXPERIMENTS,  
AND  
HISTORICAL SKETCHES.

---

HOWEVER agreeable it may be to return home after an absence of many years, and after having escaped many dangers and endured many toils, to tread again the soil of one's native country, enriched with knowledge and experience; still, it is not without a feeling of emotion, that we recall those scenes of danger and fatigue to our recollection. They flit past us like dissolving views, which appear only to vanish, yet still leave behind them deep traces of the past.

It was a secret impulse, an inward voice, which urged me towards the East, where the first man lived of whom history makes mention, where culture was first practised, and where arts and sciences flourished; where religion—that heavenly light—began to spread its rays. *Patriam fugere, peregre proficisci.*

I left my native town of Kronstadt, in Transylvania, in the spring of 1815. After having crossed Bukovina, Moldavia, and Walachia (where I remained above a year), I arrived, in the autumn of 1816, at Varna, on the Black Sea, whence I embarked for Constantinople. This was my first voyage. Being aware that the distance from Varna to Constantinople was short, I did not apprehend it could be attended with danger. On arriving at Varna, I was informed that several Turkish vessels were bound for Constantinople, on one of which I embarked. Besides seventeen Arnauts (Albanian-

Turkish soldiers) a pretty French lady (from Jassy) was on board, with whom I conversed in Moldavian. On the approach of evening, we sailed from Varna, with a favorable wind, in company with a Turkish fleet of about twenty small vessels. Fatigued by travelling, and lulled to sleep by the soothing motion of the vessel, I sank into the most charming reveries of the future; when, towards midnight, I was aroused by the noise of the crew and passengers. A dreadful tempest from the north had overtaken us so suddenly, that there was not time to haul down the sails, which, in a few minutes, were shivered to pieces, and continued flapping and whistling in the storm. The mast itself did not escape the violence of the elements, but fell overboard with a crashing noise; and the foaming waves gushed into the open vessel. The night was profoundly dark, illumined occasionally by flashes of lightning, accompanied with peals of thunder; hail and rain fell tempestuously; the elements seemed to have conspired against us. Too late, I became aware of my error, and regretted having embarked in a heavily laden open vessel; but, as all the other ships were of a like size, and similarly laden, I had no choice. By the lightning we could, now and then, perceive some of the vessels belonging to our squadron exerting their efforts to get through the foaming waves, sometimes riding on the watery mountains, at other times plunging between the gaping billows. We felt some consolation so long as we held them in sight; but, they soon disappeared altogether.

As our vessel had shipped a great deal of water, the sailors (few in number) were obliged to bail without intermission, in which they were assisted by the passengers, while standing up to their knees in ice-cold water. Every exertion was made to save the vessel; and, at the commencement of the tempest, when the mast went by the board, it was found advisable to lighten the vessel by throwing the cargo into the deep. Notwithstanding thirty-five years have elapsed, I vividly recollect their beginning with a large earthenware-stove which stood on the poop. They then threw overboard barrels of honey, bags of walnuts, &c. so



that there remained only a quantity of burduffes (ox hides, containing tallow) which could not be removed in consequence of their great weight. They were, therefore, obliged to cut the tallow with axes and large knives, and throw it piecemeal into the sea. This required hard labour, as the tallow was frozen. In this operation, our Greek captain (we had also a Turkish one) broke his yatagan (a large Turkish knife); and upon seeing that the water in the hold continued to increase, he gave up all hope, and retired to his little cabin in despair. There he fell on the knees before the image of his Παναγία (the Virgin), and left the vessel to the care of heaven and the Turkish captain. Happily the tempest did not last long; the storm, which had come on so suddenly, left us with the same rapidity. Filled with hope, the day dawned upon us, when we descried the high mountains of Greece in the distance. The first rays of the sun, whose appearance infused new life and fresh courage into our breasts, arose majestically from the horizon, and beaming brightly, diffused warmth through our limbs, previously benumbed with cold. With the aid of the mizen-mast, and favoured by a gentle breeze, towards the evening of the same day we approached the shore, where we cast anchor. At the break of day on the following morning we disembarked, and thanked heaven for our deliverance. From thence we walked up about ten miles, and arrived at Apollonia, a city once celebrated among the Greeks, but now of little importance, and bearing the name of Sissopoli, to which place the vessel was brought to be refitted. I here found my companions, the Arnauts, who had taken up their quarters in a large coffee-house, where they literally roasted their frozen feet at a coal fire. Although they discontinued this in consequence of my warnings, it was too late; and I afterwards learned that several of them died in Constantinople of mortification. It was so hot in the coffee-house that I could not stay there long, and although I kept aloof from the stove, which was heated to redness, in order to avoid the sudden transition from cold to heat, I nevertheless caught a severe rheumatism in my feet, which tormented me for four months during the winter;

with the approach of spring, however, it was radically cured. Amongst the many remedies which I applied, *Lawsonia inermis* proved the most effective. Every evening, before going to bed, I applied to the affected part the pulverized herb, with as much water as was sufficient to make a soft poultice. In the morning I washed it off, but the place continued red; it is the same herb, indeed, with which the fair sex in the East stain their hands and feet. To strengthen my body, and especially my feet, I also used sea-bathing, which had a very good effect. From Sissopolis, we arrived, after a voyage of two days, at Constantinople. The view of the panorama of the Turkish capital and its environs, which we had on entering the Bosphorus, was so fine, and so imposing, that I felt compensated for all the dangers and troubles hitherto endured, and completely forgot them for the time. In winter (the middle of December, 1816) nature was still arrayed in green. This, however, did not last long; for in the beginning of January a heavy fall of snow, three feet deep, took place, and it grew much colder than I expected to find it in Stambul.

Before the expiration of the year 1817, I had an opportunity of continuing my journey towards Jerusalem, a city I was desirous of visiting. I was engaged as physician in ordinary to the Governor of Tocat, with whom I travelled into the interior of Asia Minor. However agreeable this journey might have been during the summer, it was very fatiguing during the winter, as almost every step cost us an effort, and we made our way with difficulty through the snow which covered the high mountains of Asia Minor. The caravan of the new governor, with whom I travelled, consisted of sixty horses and mules. One day we lost our way during a violent snow-storm in the mountains of Anatolia, and we had to pass a very bad night, till at last we got out of the deep snow, and found a village. On this journey I began to make a collection of antiques (ancient Greek coins and engraved stones), which at that time were easily obtained at the silversmiths, at a low price. I regret I did not then so well understand the value of them. From Tocat I travelled to Aleppo, passing through Kaisari, Tharsus, Adana, Alexandretta, and Antiochia.

At Aleppo I found many Germans among the numerous Europeans, and on that account would willingly have practised there for some time. Unhappily I fell sick on the road, as between Adana and Alexandretta I had to cross an unhealthy, low and marshy country, where malaria and marsh-fever were prevalent. In consequence I was attacked with a disorder called sub-acute inflammation in the spleen, which afterwards turned into an obstinate quartan ague, of which I got cured only when I had left Aleppo; and that, I suppose, was the reason why I could not get an extensive medical practice. A physician (was the saying) who is not able to cure himself, can never cure others.

After a two months' stay on the Syrian coast, during which time I enjoyed the best health, I tried to get back again to Aleppo; but at the last station before reaching Aleppo I caught the fever, on the same spot where it left me, and curious enough I found, in my journal, it happened on the same day it would have befallen me had I not left Aleppo at all. Thus it continued to be my constant companion during all my stay there; but as soon as I took my leave of that place, it deserted me, without having been expelled by any remedy. I had full ten months to suffer by that tiresome guest. The experience I had myself, agrees with that sentence, "*Febris autumnalis est longa non lethalis.*" During these ten months I got but few cessations of my illness, and then only at short intervals. One may infer from this, that obstinate diseases, defying every medical assistance, can only be cured by travelling, I mean to say (change of air) by removing from the country where the disease is caught.

Subsequently I had the opportunity of effecting several cures in Tripoli—where these marshy fevers are endemic—with a compound mentioned in the second volume of my work, containing arsenic and bitter almonds (prussic acid) in minute doses, which was eminently efficacious where sulphate of quinine failed.

I quitted Aleppo before the fatal catastrophe of the earthquake, which caused so many diasters; the village called Jiser-shol, on the river (between Latachia and Aleppo), was entirely destroyed. Following the Syrian coast, I crossed Latachia, Tri-

poli, Beyrout, Seida, Sur, Acre, Nazareth, Jerusalem, and Beth-lehem, and visited the Holy Sepulchre, &c. in the autumn of the year 1819. From Jaffa I embarked for Damietta, and went up the Nile as far as Cairo. At that period an Armenian from Tocat, named Giovanni Bozzari, enjoyed the title of First Physician, under the superintendence of whom I obtained employment in the fortress. Giovanni Bozzari pursued his medical studies at Constantinople, in the house of a Venetian doctor named Bozzari. Availing himself of the name of his professor, when in Egypt, Mahomed Ali, at that time a Binbashi (chief of 1000 men), protected him, as he had been well advised by Bozzari when he applied for his assistance. Subsequently, when Mahomed Ali was promoted to the dignity of a Pasha, Bozzari was invested with the title of privy counsellor, and occupied at the same time the post of physician in ordinary: *Cui fortuna favet, sponsa petita manet!*

At that period (1820—1821) Mahomed Ali despatched an army to Upper Egypt, under the command of his second son, Ismail Pasha; his elder son, Tossoon Pasha, having died by the plague some years previous. I was one of the first among the physicians engaged for that expedition; but whilst they were preparing for the march, the plague broke out, which induced me to give up that fatiguing and perilous journey, cede my post to another, and go back to Syria. Some time after, I learned that the expedition miscarried, that none of those ten or twelve physicians who accompanied the army had returned, and that Ismail Pasha himself had been massacred.

At Cairo I was so fortunate as to be very successful in my cures. Among others, I attended a merchant of Constantinople, a Greek, who was greatly afflicted with the stone during a period of forty years, so that he was willing to undergo an operation. I cured him of his complaint by administering to him (for a period of six weeks) diluted muriatic acid. More recently I tried the same remedy with other patients for the malady, but without any success. I deduce from this, that the substances of the stones in the latter cases were not the same as with my patient

at Cairo, and that muriatic acid has not always the quality of dissolving stony concretions. Not finding any dissolving medicine that would act universally, I was obliged to effect the cure of stone in the bladder by an operation with the instrument. In Syria there were also Arabs, known as stone-operators, who adhered to the old method of Celsus, *i.e.*, to bring the stone down by introducing the fingers into the rectum, and cutting it out through the perinæum; but I preferred the apparatus *altus*, where the stone is cut out from the bladder, through the pyramidal muscle of the belly, which produced a very great sensation, and obtained for me the name of a skilful operator. The first operation for the stone I made was on Mount Lebanon. Afterwards I performed similar operations at Damascus, Bagdad, Persia, India, and even at Bokhara, as the reader will find.

In the year 1822, I began to vaccinate in Syria, with a lymph received from Aleppo, which acted well. Two particular cases which occurred at the villages in the neighbourhood of Tripoli (Syria) deserve especially to be mentioned here. The small-pox raged epidemically in those places, in a horrible manner, killing adults as well as infants, without any distinction. The use of vaccination was as little known in Syria, as it was in Europe before the time of Jenner, and I was just in the centre, or rather in the focus of that epidemical disease. A widow having two children, one son and a daughter, the latter of whom she loved and idolized, insisted upon only permitting the male to be inoculated, and if it should prove successful she would allow the operation to be performed on her fondled darling, the daughter. Accordingly I only vaccinated the son. When I visited him, after a lapse of eight days, I found the mother in despair, her daughter having during the interval died of the small-pox, whilst the boy was quite well, with large pustules like pearls on his arms; she regretted, but too late, not having followed my advice, and looked upon the event as a punishment from heaven. In another village, not far from the above-mentioned, I had to attend a whole family of eight persons, old and young, who were vaccinated all at the same time.

After eight days, upon calling on them, I found a young man of about twenty years of age, in agony, in consequence of confluent small-pox, which eruption had taken place on the evening of the vaccination. He was the only person in the house on whom the vaccination had failed, on account of the man having carried on his shoulders a dead body that was infected with the natural small-pox; thus the lymph failed, by the counter-agency of the contagion. The rest of the family enjoyed excellent health, and were saved through the medium of vaccination.

There is an opinion prevalent, that vaccination will only keep off the small-pox for a period of twenty years. I was (if I am not mistaken) vaccinated in my native country, in the year 1800, with such an excellent lymph (not crust), that I treated a great many cases of small-pox, such as lately occurred in the years 1848 and 1849, at Lahore, without being affected by the disease myself, and that without having been a second time vaccinated. Nevertheless; if the second or third vaccination is of no use, it does no injury to the constitution. In one year I got from English physicians, lymph of quite different qualities, some from Umbala, and some from Delhi; the former was of a good quality, but the latter was of a very bad one, as the pustules sprang rapidly up and vanished in a very short time; neither was the areola of them red enough, which accounted for many of those whom I vaccinated catching the small-pox. I therefore discontinued to vaccinate with the matter from Delhi, after I had received some of a better quality from Umbala.

At Tripoli, I met with the then new Governor Barber, who although of very low birth, had managed to get possession of the fortress, and afterwards of the town itself, by fraud and cunning. He was a short-necked man, thickset, inclined to apoplexy (*Habitus apoplecticus*), and, in consequence of his sedentary life, was troubled with hemorrhoids and obstructions. He consulted me, and when I ordered him to apply a clyster, he measured me wildly with his eyes, as if I had ordered him some dangerous remedy; I repented having done so. I remembered afterwards, that the Arabian physicians, although aware of the

efficacy of clysters, as they are recommended in their medical books, seldom apply them, and only in cases where all other remedies fail, as they consider it as a last resource; in a country where pederasty is in vogue, it is disgraceful to acknowledge that fact. At his request for a proper remedy to be taken by the mouth, I prepared for him the well known aloetic dinner-pills, mentioned in the second volume of this work, from which he found great benefit.

Besides these pills, I ordered him to observe the following rules: *Post coenam stabis, vel passus mille meabis, or—*

“ After dinner, sit awhile;  
After supper, walk a mile.”

For several years I spent the cold seasons in the maritime towns on the Syrian coast, at Tripoli or Beyrout, where the winters are only rainy; but I passed the hot summer-months in the most agreeable regions of Mount Lebanon. At Araba, not far from Seyda, I made the acquaintance of that original person, Lady Hester Stanhope, who called herself Queen of Palmyra. I was told that she ordered a herd of goats to be killed, and buried, and paid the people who did so, well, only because a few of them were scabby, and she thought by that expedient to prevent epidemical diseases, which might occur by their eating the flesh, or drinking the milk. Not far from Tripoli, there lay at the foot of the Lebanon, in a very romantic valley, a village called Mesrut-ul-Toofah (apple-district), where I was requested to attend some fever patients. My friends advised me not to go there, as in their opinion an epidemical disease was raging at that place; but I did not listen to their warnings, as I wished to be useful to those people who had implored my assistance, and at the same time to extend my experience. When I was near the village, I saw a great many Maronite girls (Christians), coming back from the well, with pitchers on their heads, each of them holding an onion in their hands, at which they frequently smelled.

The epidemical disease had the character of a Synochus, and

several persons had died suddenly, which caused great alarm among the inhabitants. The silk gathering was just ended, and I found the diseased were located in miserable, low houses, deprived of fresh air; I thought it advisable to cause them to be removed from their habitations, and brought into the manufactories, where previously the silk worms had been; and the result of my treatment was, that none of my patients died of that disease. I was conducted from Mesrut-ul-Toofah, to a place a little farther up the Lebanon, to Aïto, where the former French interpreter, Isaac Torbei, was confined to his bed with Angina, and was unable to articulate, in spite of all his efforts to do so. I examined his throat, and found an abscess therein, which I opened immediately; by which operation my patient was able to talk instantly, and after a few days he entirely recovered.

From Aïto, I was brought to Kannobin, to the residence of the Maronitan patriarch, where the Bishop Mootran Seman lay very ill. Kannobin is situated on a declivity, from whence a beautiful view is obtained of the valley. It is by no means a town, as the *Dictionnaire Encyclopédique Française* (second edition) erroneously asserts, it being merely a convent. There is a curious custom attached to this country, and in most places of Asia. A physician being called on to attend a sick person, it is first arranged as to how much he will require for curing the same; upon that arrangement being completed, the physician receives one moiety of the sum agreed upon, and upon the recovery of the patient, he receives the balance, which includes the cost of medicine.

Having arrived at Kannobin, I found the bishop suffering from nervous fever, in a state of insensibility. After a strict examination, I entertained but little hopes of his recovery. His numerous relatives, standing round his bed, appeared to have resigned all hope previous to my arrival. I agreed with the brothers of the bishop as to the amount they were to pay me for my attendance, the half of which I received in advance, for the medicines to be delivered, the other half to be paid after the recovery of the patient, from whose own hands I should receive it, according



to the above-mentioned custom. All was legally signed by the parties and witnesses. I caused the troublesome spectators to withdraw, as by their thronging around the bed they occasioned disturbance and confusion, and only permitted four of them to remain as attendants. Then I was able to reflect, and found that the patient had been wrongly treated by his former physicians, and so reduced to a most pitiable condition.

They had copiously bled him unnecessarily, and, led by a false diagnosis, they had prescribed him a quantity of decoctions and purgatives. I learned from the attendants, that four days previously the patient was constipated, which occasioned him to fall into a state of insensibility. I found it necessary to commence my treatment with a lenitive clyster, which did not fail to have its good effect; I afterwards ordered the room to be aired, sprinkled the patient's face with vinegar mixed with rose-water, and ordered his feet to be warmed by friction.

At ten in the evening I applied a blister on the nape, and administered a compound opiate powder, which was given in a strong dose. I put it into his mouth, rinsed it from his tongue, after which he began to perspire, and passed a tolerably quiet night. The beneficial result was owing to the properly proportioned mixture of the opium, as I afterwards experienced in many cases, whilst a lesser dose (1—2 grains opium) made the malady worse. By this process the patient was saved. On the day of the recovery of the bishop, I had an opportunity to cure another patient, which occasioned a great sensation. The sexton of the patriarch was troubled with a tertian-ague. It was *the fever day*, and the patient complained of feeling dizzy, want of appetite, a bitter taste in his mouth; he looked very ill, and the white of his eyes was rather of a yellow colour. I ordered him an emetic, he vomited, and a long tape-worm was expelled, which I drew until it broke. On giving him a second dose of solution of tartar-emetic, it operated, and caused the ejection of the rest of the worm by an evacuation. I ordered the pieces of the ejected worm to be washed. I measured them afterwards, and they were fifty-two yards long. I found among them three heads, and I

concluded that three tape-worms were there, consequently the denomination of *solitaris* is a wrong one. It was the broad tape-worm. I kept the pieces in spirit; but it was no extraordinary novelty for these people, as the disease of the tape-worm is very common on the Lebanon. Whilst I was measuring the tape-worm, the old patriarch Hanna stepped in, and asked me, with a smile, if I knew Bonaparte? I answered that I knew him by name only. He continued; people arriving just now from Tripoli, bring the news, that Bonaparte has died in the English prison. Then that great genius has come to an end, said I, whose memory will for ever be revered in France!

The inhabitants of the Lebanon are of opinion that the frequent disease of tape-worm in their country is caused by their eating raw flesh, and afterwards drinking brandy immoderately, which may indeed be considered as a secondary cause. I ascribe the principal cause of the frequent appearance of this disease on the Lebanon, to the fact, that the poor people of that country, who are mostly affected with it, are living in rooms where they are breeding silk-worms, also sleeping in the same apartments, and breathing the noxious air of the rotten substances and putrefied mulberry leaves which serve as food to these worms. I cherish this opinion so much the more, as the root of the white mulberry-tree is considered, according to the Homœopathic principle, as a worm-destroying substance (anthelminticum). Those people have a particular method of curing the tape-worm when it becomes annoying by unpleasant symptoms. They take, early in the morning, before breakfast, a small piece of common soap, enveloped in the skin of a fig; afterwards, they roast a piece of fat meat on a fire of charcoal, in order to coax the worm (as they believe) to come up from the intestines to the stomach; they chew the roast meat, without swallowing the spittle or the juice. Believing the worm to be in the stomach, which they think they feel afterwards, they drink a good draught of vinegar, or even strong spirits, stopping their nostrils, which is supposed to affect the worm (perhaps also the man) with intoxication, by means of which the worm is

driven to the lower parts of the intestines, and ultimately ejected by a brisk purge, such as in a civilized country would only be employed by a veterinary surgeon. If the worm is in the stomach, then the next process is that of administering tartar-emetic (as I have previously alluded to), and thus preventing the necessity of using strong spirits, and the drastic purgative. But if it is probable that the purgative will, together with the worm, eject also the mucus, then it is advisable to administer, a few days after the ejection of the worm, the purgative, but without the assistance of spirits, or vinegar.

Not far from Kanobin, below the highest summits of the Lebanon, covered with eternal snow, beneath which the well-known cedar-trees grow, are the villages of Eden and Beshherri, where I succeeded in effecting many cures in the summer of 1821.

The chiefs of the Maronites and Druses (Emir Beshir and Sheikh Beshir) on arriving at Beshherri to meet the rebels, applied to me for medical assistance; and at a later period I was invited to their residences (Tidin and Muktara), where I practised for some time, so that I lived for several years very agreeably, enjoying the most beautiful and romantic views of the Holy Land (Palestine).

At Beshherri I tried vaccination, but I found that the inhabitants were not affected by the operation, the vaccine matter producing no pustules, and I was told that none of them caught the small-pox, because their cows have sometimes the cow-pox, the origin of which is caused by the change of climate. The inhabitants of the higher regions pass the winter, together with their cattle, in the plains of Sgorta, not far from Tripoli. Hence I infer that the inhabitants of Beshherri, through being in continual contact with their cattle, as cows, &c., become infected with the disease, and are thus preserved from human contagion. A quite distinct disease, occurring frequently on the Lebanon, is the so-called *hābbet-ul-kei*, which is a sort of gangrenous ulcer, but very different from the endemic sore at Aleppo and Bagdad, called *Butone d'Aleppo*, an ulcer which

seems to have a preference for the cheeks of fair young ladies, lasting twelve months, and leaving an ugly scar, but not dangerous. The *hābbet-ul-kei*, on the contrary, appears as a small pustule, is very acute, and endangers life; it occurs in the interior as well as on the exterior parts of the body, for which reason it is often difficult to be recognized; but as soon as it is recognized, the healing of it may instantly be effected with the cautery, be it internal or external. That is the reason why, on the Lebanon, so many children are seen on whose forehead the *cauterium actuale* was applied as a preventive. If this ulcer appears on the surface, for instance on the face, where an inflamed pimple arises, which is at the beginning of a red or blueish color, and afterwards becomes black, like a carbuncle, then life is in danger, if not attended to betimes, *i. e.*, by burning and destroying it with a red-hot iron; for that reason it is called *hābbet-ul-kei*, that is to say—"ulcer to be burned." It is said, that the bursting of the pimple being heard at the moment of the operation, is a good omen of the success of the cure.

In Agosta, in the province of Kesroan, there occurred a case, which rendered me really ashamed of our imperfect medical knowledge.

I was called on to give my assistance on the commencement of an acute inflammation of the eyes to a lady of the first family, called the Sheikh Khoasni (nobility of ancient descent), where I tried the *antiphlogistic* plan in its full extent, namely:—bleeding, blistering, leeches, calomel, emetic tartar (in minute doses), purgatives (*viz.*, senna, manna, salt, &c.), Dover's powders, different collyriums prepared from corrosive sublimate, plumbi acet., laudanum, camphor, rosewater, &c., without any positive result. One morning I found the lady a great deal better, which I naturally ascribed to the good effects of my treatment. "No," said my patient, "I do not owe my convalescence to your remedies, but to the shoemaker Ibrahim; he called on us yesterday evening, and on viewing my sore eyes, he recognized it to be the *hābbet-ul-kei*. He applied immediately the red-hot iron, and since that moment I am a great deal better,

and have enjoyed also a quiet night." I requested her to send for the *ustad* (master) Ibrahim, which she accordingly did. I asked him how he could know that the inflammation of the eyes was caused by the *hābbet-ul-kei*? He answered me, that it could be recognised by the following circumstances:—

1. Bleeding and all other treatments remain useless.
2. The patient has offensive breath, the spittle is tough and stringy.
3. There is a local burning pain, tormenting the patient day and night, which (according to his assertion) is the surest symptom of the *kei* (burning).

Beside this, Ibrahim understood but little of other diseases; nevertheless, no one should apply to him the Latin proverb, *Ne sutor ultra crepidam* (Let not the shoemaker go beyond his last.)

The *cauterium actuale* was applied also to this lady, on the forehead, her hair having been previously cut very short. There is no doubt, that the effect of the red-hot iron is more violent and efficacious than that of a blister, and cannot be replaced by the latter, wherefore the Arabs apply it to men and animals, very often at the present day, as in ancient times; our contemporary medical men in Europe make but little use of it, probably because they are afraid of the violent pains inseparable from such operation, but this only produces the healing effect.

At Tripoli (Syria) I met with a very disagreeable incident by my improvidence, from which I learned some experience, and for that reason I will give the reader some account of it. Being an enthusiastic sportsman from my earliest age, I pursued some ducks in a marshy ground, where I remained for a couple of hours. It was in the winter season, on a lonely and desert place, about five miles from the town, and not far from the sea-coast.

I was quite alone, and so intent on the pursuit, that I observed, only a short time before sunset, that it was high time to return to my abode. I left the marsh, sat down on its border to dress myself; but to my astonishment my feet were motionless, stiff, and paralysed, so that it was impossible, without assistance, to get on

my pantaloons and boots. But my terror increased, when I reflected that I was in the desert, far from every human being! What will become of me, thought I? Must I perish by the frost of the night; or must I become a prey to the wild beasts on their nightly wanderings? Similar ideas rose in my imagination, and I was in a desperate situation.

But sometimes, at the moment when our calamity is highest, our delivery is nearest. Having committed that imprudent step of going into the marsh when I was fatigued and excited, I felt nothing as long as I was wading about; but now, as the sharp air came in contact with my body, I felt the consequences of the evil I had brought on myself. Against that *paraplegy*, there was only one remedy, namely:—to produce a perspiration on the whole body. But how was I to effect this? “Necessity is the mother of invention.” I grasped my cloth pantaloons, and began to rub my feet with all my strength, until my hands got weary, and in the meantime my whole body became covered with perspiration. To my great satisfaction, I perceived that my feet began to become flexible, and so I continued the operation, and succeeded so far as to be able to put on my pantaloons and boots, and walk slowly towards my abode. There I arrived very late, ordered a warm bath to be prepared, and after half-an-hour’s bathing went to bed, having previously drunk a glass of punch prepared with tea, which produced a good effect, and thus I fell asleep. In the morning, when I awoke, my legs were restored to their former activity.

At the same period, while I was private physician to the English consul at Tripoli, there happened an extraordinary case. An organic defect of a young woman in labor required a Cæsarian operation to be made on her body, and I was appointed to perform it; but the Greek bishop refused to give his consent thereto, because that operation was an uncommon one, and I could not guarantee her life. Even after the death of the poor woman, wife of Georgius Jani, the bishop again opposed the operation, by which the infant might have been saved. I and my friends, the twin brothers Katzifliss (scarcely twenty

years of age, one of whom was Austrian, the other English consul) often regretted the circumstance. At Bagdad there happened the following case:—the wife of an Armenian curate having been for eight months with child, had died in consequence of a scald. On both sides of the belly of the deceased a certain motion was visible for a long time, which caused some people to believe that she was about to bring forth twins, which they wished to save. They sent for me, but, to my grief, they came when all assistance was too late. I cite this unhappy accident of the poor woman, that it may serve as an example to those people who deal in spirits and other combustible articles, and as a warning to them to be cautious in their management. The above-mentioned woman went up stairs late in the night, with a candle in her hand, and entered a room, to pour some brandy from a *dāmejane* (a large glass jar, covered with straw). Keeping the light too near to the spirits, they caught fire. Instead of covering the mouth of the jar, to extinguish the flame, she permitted the *dāmejane* to fall on the ground, and, sprinkled as she was with the burning spirits, she fell a victim to the flames. Some time afterwards, she was found in the dark room, in a fainting state, amidst the ashes of her clothes.

From Tripoli I went, by order, to Akar, in the mountains, to attend the Prince Ali Essat, who, together with his numerous family (wife, brother, children, and slaves) were infected with the venereal disease, which, although appearing under different forms and complications, may be ranged in the class of syphilis *secundaria*. At that time I knew no better remedy for that complaint than corrosive sublimate combined with salmiac, accompanied by decoctions of sarsaparilla, china-root, gujac wood, &c.

Whilst I was at Akar, it was reported that Abdula, Pasha of Acre, had commenced war against the Pasha of Damascus, in consequence of a dispute, and that he had sent troops, the greater part of them Christians (Maronites from the Lebanon) and Druses, under the command of Emir Beshir, towards the holy city of Damascus (*Bab-ul-Kaba*, or entrance to the Sanctuary

of Mecca), and that the inhabitants of Damascus had been defeated. The Sultan despatched immediately five pashas to Acre, in order to bring the heads of Abdula Pasha, of Emir Beshir, and of the new governor at Tripoli, the above-mentioned Barber, for having taken part in the war, by sending his own troops to join the main army. Ali Essat Bek took advantage of the moment, having his partisans at Tripoli; he came down from Akar, blockaded and bombarded that town, and forced it to capitulate. Meanwhile, Barber betook himself to the citadel, in which he surrendered under certain conditions. The five pashas arrived so suddenly, that Emir Beshir had only time to escape, and embark between Seida and Berout, in a French vessel, which conveyed him to Egypt, where, by the interference of Mahomet Ali Pasha, he obtained from the Sultan his own pardon and that of Barber and his superior, Abdula Pasha, which, by the by, cost each of them an immense sum of gold. At London I was recently told, by the missionary, Dr. J. Wolf, that Abdula Pasha and the Emir Beshir were residing at Constantinople, but since then the public journals have announced the death of the latter, and that one of his sons had embraced Mahomedanism.

I was present at the siege of Acre, and found an opportunity of employing myself in surgical attendance and operations; as the garrison used to make nightly sallies, and do a great deal of mischief. I had a dozen native surgeons, or rather barbers (jerahs), as assistants, to whom I gave theoretical and practical information.

Tigers are rarely to be met with on Mount Lebanon, yet during my stay an order was issued by Emir Beshir, that the muzzle of every slain tiger should be sent to the government, in order to prevent the use of it as a poisonous drug. This strange order induced me, when at Lahore, to examine its virtue, the results of which I refer to in the second volume of this work, under the denomination of *Tigrineum*.

My passion for antiquities prompted me to undertake a voyage to Alexandria; accordingly I made a trip, which



was attended with a very fortunate result. I went on to Damascus, *via* Haspeye and Rasheye, from whence I continued my journey to Homs and Hama, in Syria, with the caravan of hajjees (pilgrims). At the latter places I purchased a considerable collection of old coins, in gold, silver and copper, as also several engraved gems. I made my way back to Beyrout, *via* Akar and Tripoli, where I embarked on board an English vessel for Alexandria. This short journey had also its peculiar adventures; for it happened in a period when, after the revolution in Greece, the Mediterranean was infested by numerous pirates. In the evening of the same day on which we lost sight of the snowy summits of the Lebanon, we discovered, by the light of the moon, that we were surrounded by five ships-of-war. Our captain was, in insulting language, summoned by the respective captains of these vessels to come on board their ships, so that he was at a loss which of them to choose. He therefore remained in his own vessel, until some soldiers were sent on board our ship to fetch him. The visitors, who were but little acquainted with politeness, set about carrying away some purses filled with crowns (dollars), during which operation a quarrel arose among them, and we saw them on the point of beginning a fight, as their swords, knives, and pistols were already held forth for the assault; but happily, no blood was shed. It was the patrol of Mahomed Ali making the round. They took our captain with them, and examined his papers, conveying him from one ship to another, which operation lasted four hours. As this happened in the vicinity of Cyprus, the captain made his complaint there to the British consul, and, on arriving at Alexandria, he immediately received satisfaction, as an imperative mandate was forwarded, and the patrol recalled.

At Cyprus, I called on my friend the French ex-Consul of Tripoli, Mr. Reynold; where I met with a kind reception, as he required my medical assistance. I had also, during my short stay at Alexandria, the opportunity of curing a countryman of mine, a Hungarian, who had been many years afflicted with

ulcers on his legs. As a testimony of his gratitude, he sent me a letter, from which I copy the following lines:—

“ May this serve you as a proof of my gratitude and sincerest thanks, for the complete restoration of my health; with the request that you will not, when far distant, forget your true and affectionate friend,

“ ATTANAS KEPTENAK.”

*Alexandria in Egypt,*  
*April 1, 1823.*

At this time the plague was raging dreadfully at Alexandria. The direction of the hospital was committed to a Jewish doctor, whose name was Marpurgo. Among the infected, there was an Italian, named Bellmondo, an apothecary by profession, who died the day after he was attacked with the plague. The people, on this occasion, said: “ *Il povero Bellmondo, è nell' altro mondo.*” Here also I had an opportunity of observing the course of the plague. I did not, however, remain long in this place, but returned to Syria. Unfortunately, the vessel I embarked in was an old Danish one, leaky in every corner, so that the crew were obliged to pump day and night. After my return from Alexandria, I fixed my abode on the eastern side of the Lebanon, and began to practice in a little town named Sahli, beautifully situated in the proximity of the valley of Balbeck, where the famous ruins of the temple of the sun (Heliopolis), notwithstanding the attacks of time, rise from the ground like rocks, and are admired by travellers, as one of the most remarkable monuments of antiquity. As I was living in the neighbourhood, I accompanied the two Prussian naturalists, Drs. Hemprich and Ehrenberg, at that time on their way towards Balbeck. The latter is the celebrated naturalist at present in Berlin. From Sahli I went to Damascus (which I had formerly passed through), in order to pursue there the practice of my profession. At that period there was living in the Capuchin convent, a monk, named Padre Tomaso, who used to perform vaccination; and besides that, professed the medical art. But the following amusing story may serve as

an illustration of the system he adopted. A goldsmith of middle age, a Catholic, came to me one day, asking for an *Aphrodisiacum*; he confessed he had impaired his bodily strength by improper indulgences, to such a degree that he could not perform his conjugal duty; and he added, that he was in a very distressing situation, for his nuptials were to be celebrated on the following Sunday. I expressed my willingness to comply with his wishes, but finding probably the price of my medicine too high, he left me, and repaired to Padre Tomaso, hoping to get his medicine gratis. On Monday, after the wedding, at the break of day, Father Tomaso entered my room quite embarrassed, and asked me for my advice, as the goldsmith was constipated, and in great pain, in consequence of the large doses of Cantharides which he had administered to him on the eve of his nuptials. Although somewhat moved with compassion, I could not help laughing at this account, and I desired to see the patient, whereupon he told me that, after having read mass, he would come and conduct me to him. My lodgings being opposite the convent, he very soon returned, and we repaired to the residence of the newly-married pair. It was one of the largest Christian houses in Damascus, and the family of the goldsmith was one of the richest of that country. In the large court-yard and in the saloon through which I had to pass, I saw a great many handsome ladies, and not being shy, they displayed their jewels and other ornaments, because I was come with a priest, and consequently appeared to be also a Christian, in spite of my Turkish costume. In a corner of a large room, I found the unfortunate bridegroom cowering and lamenting over his pains; he had only one servant with him. He told me he had taken only a third-part of the majoon (electuary) which Padre Tomaso had given him, but that, instead of its producing the desired effect, he was tormented with pains that were no longer supportable. I immediately gave him a few pills (a compound of opium, camphor, and ipecacuanha), and also ordered him to take almond-milk, *ad libitum*, which did

him a great deal of good, and I afterwards effected the cure of his original complaint.

The aforesaid Father Tomaso (a Piedmontese, I believe) is the same individual who created a great sensation in Europe, some years ago, by his sudden disappearance from his monastery, where it was supposed he was murdered by the Jews, on which occasion some hundreds were massacred at Damascus.

According to the annual custom, there came from Constantinople, the Surra-Emini (leader of the pilgrims), with thousands of Musselmans, who united themselves at Damascus with the pilgrims coming from Bagdad and Persia. At the expiration of the Ramazan (Lent), the Pasha of Damascus set off for the desert, where a great fair is held at an insignificant fortress (Muzerib), at which a large quantity of articles are sold and purchased, and whither also the Arab chiefs, of different tribes, from the desert, bring their goods, principally horses, for sale. At that time, the Pasha and the Surra-Emini pay them money, and distribute state dresses among them, for which they undertake to provide the pilgrims, going to and coming from Mecca, with the required number of camels, without which the road through the desert would be impracticable.

I accompanied the Pasha both going and returning. On my arrival in Damascus, I found a medical man, Mr. H. I. De Turck, now at Ghent, who was come from Paris, where he had studied medicine, and the Arabic language. Shortly after, I received a letter from Bagdad, from Mr. Anton Swoboda, a native of Hungary, who had a warehouse there for Bohemian glass, under the firm of Ign. Zahn and Company, of Pesth and Aleppo; it was in the latter place that I made his acquaintance.

He informed me in that letter, that Dohud-Pasha wished to engage a European physician and surgeon, and advised me to accept his offers. I communicated the contents of this letter to Mr. Henri De Turck, proposing to him to undertake the journey with me, to which he agreed. At that time there were

two caravans, a great and a small one (galat), the latter of only ten camels, ready to start immediately for Bagdad. But as the former, for the sake of food and water, was obliged to take a roundabout way, lasting full six weeks, whilst the latter, by following the direct road through the desert, would occupy only two weeks in the journey, we sent our luggage by the greater caravan, and went, with our two camels, with the galat, which consisted now of twelve camels. We were obliged to take with us provisions for about ten or twelve days—some clothes, and a few medicines. Each camel was provided with two goat-skins, to carry water, as we arrived only every third or fourth day at watering-places. Each camel had also its driver, who sat behind, and his furs, by the way, were full of vermin.

Kirkor, an Armenian merchant, from Bagdad, who led this galat, advised us to leave behind every kind of weapon, as he suspected that the journey would be a dangerous one, undertaken thus at random. He added, that if we met, by accident, the Arabs in the desert, and they found us to be armed, they might become suspicious; whilst if we passed them as poor hajjees (pilgrims), saluting them with "Selam alekim," we might be saluted with their "We alekim selam," and be allowed to continue our route unmolested. We made forced marches by day and night; at noon we looked about for low ground, to light our fire on without being observed, and where we could take our mid-day meal, which consisted of rice with butter, biscuits and dried fruits. In the evening we were not allowed to light a fire, nor to whistle or sing. At a distance of about twelve or fifteen miles, on our left, we saw the famous ruins of Palmyra. Up to the ninth day we saw neither men, nor birds, nor wild beasts; when on a sudden, in the darkness of night, we happened to light on a place situated between some low hills, where we perceived some Arabs and their tents. Fortunately, and to our great joy, they were all women, whose husbands, as they said, were absent, hunting, that being their means of subsistence. They manifested no hostile intentions, and offered us a liberal portion of black dried meat, which had not an unpleasant taste,

but I do not know what kind it was. The next day I cooked it with my rice, for my camel driver put it into my pot without my knowledge.

To deceive the women, we told them that we were coming from Bagdad and going to Damascus, and after having provided ourselves with water, we retraced our steps, but only to make them believe so; for we had hardly got out of their sight, when we struck into an opposite direction, and marched the whole night, for fear of being overtaken by their husbands. On the eleventh day, we arrived at Quoise, a village where we rested for one day, waiting for the escort from Hit, which was to bring us to the banks of the Euphrates. On the journey, I was told how the Arabs of the desert heal their wounds. They make a hole in the ground, in the form of a grave, which they heat with fire, the patient is placed therein, and covered, and he remains there until he is either cured or dies, a matter which takes but a very short time to decide. In the case of death, they have only to fill up the grave with earth; while, if the patient recover, he has to mount his camel and meet the enemy. Their wounds are either spear-thrusts, or sword-cuts, as they very seldom use guns in the desert.

The caution with which the camel-drivers carried us through the desert is not to be described. On the third or fourth day, on our arrival at the wells, in order to give water to the camels, and to fill our leather-bags, the most sharp-sighted among them placed himself on an elevation, to ascertain whether there were any men discernible in the distance. If they found embers or ashes, they examined the place strictly. The excrement of the camels also underwent a scrutiny as to whether it was new or old, which way the animals passed, &c. We were brought from the banks of the Euphrates into Hit, as they told us that the place we were in was not perfectly secure. The governor ordered us to appear before him, and he demanded a certain sum from the two Armenians, our fellow travellers, but not from us nor the pilgrims, as we were provided with a letter of recommendation from the Pasha of Damascus to Dohud Pasha of

Bagdad. This letter, which served us in the meantime as a passport, was so much respected by the Agha of Hit, that he placed it on his forehead as a token of respect.

At midnight, we were alarmed by a great noise and uproar in the town. Upon asking for an explanation, they told us that the Arabs of the desert were in pursuit of the pilgrims. This information filled us with fear and anxiety, for we were all assembled in the same house, and firmly believed that it was the husbands of the women we had met with previously, and that their intention was to plunder us; but we were mistaken. A short time afterwards the people informed us that they were the Agha's enemies, the Agelis, who were come to take revenge on him, and it was rumoured that they had forced the palace, and killed the Agha.

However much we regretted the murder of that poor man, by whom we had been received only the evening before with such kindness, we could not forbear rejoicing at not having been ourselves the destined victims. We were told that the Agelis (an Arab tribe) had been settled for fifty years at Hit, and having paid the same taxes as the other inhabitants, had been forced by the new Agha (regent), the greedy Kurde (wolf), to pay a certain sum with which they, as true subjects, should not have been charged, and they accordingly obstinately refused to pay. But the governor obtained troops from the Pasha of Bagdad, with whose assistance the Agelis were driven out of Hit, and their goods were confiscated, for which treatment they swore to take revenge on the Agha.

With the break of day, a soldier came to inform us that the two innocent sons of the Agha, and his brother-in-law, had had their throats cut while asleep, but the Agha himself was only wounded, and had escaped from the grasp of the Agelis, and desired us to visit him. We found him outside of the town, not far from the city gate, surrounded by about fifty horsemen, with whom he had been pursuing his enemies, who had taken possession of all his moveable property; but his pursuit had been in vain, as he could not overtake them. He was wounded in one of his legs, and he escaped death only by throwing him-

self from the high verandah of the palace into the neighbouring yard. He requested us to prolong our stay with him, in order to cure his wounds, promising, as soon as he should be well, to escort us to Bagdad. We could not resist this application, partly owing to our gratitude for his kind reception, and partly because we thought by curing him, which seemed an easy matter, we should render a service to the Pasha of Bagdad, which might be of greater advantage to us than the letter we had from the Pasha of Damascus. Accordingly, we separated ourselves from our travelling companions, who on the same day went down the Euphrates on their way to Bagdad. We committed, however, a very great blunder, for which we had to suffer, by quitting the house of the pilgrim, where we were living so comfortably, and establishing ourselves in the miserable palace of our patient, the Agha, who was reduced to such a miserable state of poverty by the robbery, that he could hardly provide for his most urgent necessities, and was very glad to see us order our victuals to be brought from the bazaar. On the third or fourth night of our stay in our new abode, we were alarmed by the same tumults as before, and awakened by a lamentable cry from the women, of "Lililili," proceeding from the terraces, where they slept in the open air. We soon saw armed Arabs filling the yard, quarrelling and disputing, and we took them for the Agelis. As our room was on the ground-floor, and had only one door and two windows looking into the yard, we imagined ourselves prisoners and lost, till I got to a corner of the window, through the wooden lattice of which I perceived the long tshibuck (pipe) of the Agha, which encouraged me to venture out. He was sitting among a great crowd of his people, quietly smoking his pipe, so drawing nearer to him and saluting him, I inquired about the cause of the tumult. He told me that the mother of the unhappy slain children, having passed a sleepless night, was frightened by the report of a musket, which appeared to proceed from outside the town, and she imagined that the Agelis had come back to attack the palace. She began to scream, and the neighbouring women joined in chorus, crying for help, which awoke all



the population of the city. By a strict inquiry, however, it was ascertained that the gun had been fired by the watchman of a garden, to frighten the wild beasts, which resorted to the place for the purpose of devouring the melons. Although the whole affair ended with our fright, we nevertheless desired heartily to depart as soon as possible from that miserable place, where robbery was the order of the day.

At mid-day we witnessed the owner of an ass being forcibly deprived of his beast; the deed was effected before the gates of the city, and the ass was driven away into the desert. In fact, the Arabs in general may with justice be looked upon as robbers of the worst description.

In the course of a week the Agha was perfectly cured, upon which we requested him to despatch us without any further delay to Bagdad, according to his promise. He replied, that his gratitude towards us for the important services we had rendered him, would not allow him to expose our lives to his enemies the Agelis, who had by this time pitched their camp on the banks of the river, and he advised us to wait for a caravan, and join it when passing. But we so urged upon him the necessity of our departure, that he despatched us in a boat, in which we descended the river. We were escorted only by one soldier, so that with the owner of the boat, and his man, our party consisted of five persons.

On the evening of our departure, we got wet through by a violent shower of rain; and owing to that, and to the fear of being attacked by the Arabs, who were supposed to be on the banks of the river, we could not sleep. That night and the ensuing day, which by the bye was a delightful one, we passed down the river through lonely and desert regions, where not a man was to be seen; nor, indeed, had we any great wish to see any one. But on the following evening, when it had become quite dark, we were aroused from our slumbers by hearing from the right bank, where the Agelis (as we were told) had their camp, an imperious voice, crying "jedem! jedem!" (come on, come on.) Here they are, thought we, and to prevent their firing on us, we obeyed the call, and approached the shore. We could

perceive none of them till we came to land, where we met eight naked fellows armed with sticks, whose first business was to moor our boat, jump in, and plunder our luggage. Whilst this gang of robbers were busy plundering the bow of our boat, and searching the pockets of my companion, the servant of the owner of the boat, who was sitting on the poop, whispered me in a low voice, "I am a native of Quoise (a village before mentioned, near Hit), and have nothing to fear from the Agelis, I may save your purse, if you trust it to me." I did so; but a small bunch of keys, belonging to the luggage, which we had sent by the caravan, being attached to the purse, and rattling when I handed it to the man, betrayed us, and they seized the servant, laid hold of the purse, and struggled to get it. The obstinate resistance of the poor man was in vain, for the rascals kicked him into the river, and succeeded in getting possession of the purse. But the owner of the boat, when all the robbers were out of it, profited by the circumstance, cut the ropes by which it was fastened, left his man behind, and made an effort to gain the opposite bank of the river.

Scarcely were we in the middle, when we heard them vociferating, and calling us back, with a promise to return all they had taken, swearing, even by the name of their prophet, that they had a patient among them whom they wished to be cured by us. But we could not rely on their oaths, as we believed them to be Agelis, and so we rowed towards the opposite bank. Scarcely, however, had we arrived there, when one of them came swimming upon an inflated goat-skin, in order to persuade us to come back to the patient, who was his brother, and we were so embarrassed, and driven to such extremes, that we felt ourselves obliged to soothe him with the promise that we would come to them early in the morning. As he remained with us, we passed another sleepless night. At break of day, we perceived a few black tents, not far from the place where we were, which gave us some consolation. Accompanied by the soldier, whom the Agha of Hit had sent with us, my companion went into one of these Arab tents, to convince himself of the truth of the man's statement. He soon came back, and told me that the

robber was the Sheikh Dendal, the chief of the country on the other side of the river; that he was assured that the elder brother had been for some time sick and swollen, and he added that he was ready to go there on horseback to see the patient. They then led him to a fordable part of the river, and I remained with the boat; and whilst I was musing on this barren, but still somewhat cultivated ground of the desert, calculating what day of the week we were in, and guessing that it might be Sunday of the second week of November, probably St. Martin's day (when in my native country it is deep winter), I saw two men coming up the river, armed *cap-à-pie*. They passed by without saluting me with their Selam, which surprised me, and they went straight to the boat, inquiring for my companion. They then loaded me with abuse, asking who had brought us from Constantinople to cure the wounds of the Agha at Hit, and adding that they would punish me immediately for having done so, if it were not for the Khater (favor) and for their regard for their friend, the Sheikh Dendal, and they finished, by assuring me that we must not expect to escape from the grasp of their brethren, as one hundred and fifty Agelis were hunting after us.

After this menace, they left the boat and crossed the river, at the same spot where my friend had crossed on horseback, with as much ease as if they had been walking on land, carrying their clothes and their weapons on their heads. When I lost sight of them, the owner of the boat came up to me, asking whether I understood what they had said to me. "But too well," replied I; then I asked him, what was now the best to be done? He advised me, first of all, to put off my new richly decorated and gold embroidered cloak (Aba), and to take his old worn-out striped one. He concealed mine, and led me to a neighbouring field, covered with high Indian corn (maize), and desired me to sit down and remain quiet, until he should come to me. I followed his advice, and after an hour had elapsed he came back, with a smiling and contented countenance, telling me that the man of Quoise, to whom I had given my purse, and

who remained the previous evening on the opposite bank, had arrived, and reported that all the stolen luggage had been restored to my companion, and that he had administered some medicine to the sick sheikh; so that we might now safely go over the river to fetch him, and then continue our journey. He added that the sheikh, although dropsical, and dangerously ill, after some consoling words from my companion, entertained hopes of being again restored to health, and my companion had promised to send him still better remedies from Bagdad, by the man he should send with us. We then crossed the river, and having met my friend, we all embarked, together with the restored luggage, accompanied by a messenger from the sheikh, and left that place about three or four in the afternoon. On the same night we were again disturbed, a great noise on the shore rousing us from our first slumber; the owner stopped the boat, and on our asking the cause, he told us that a caravan was on its way to Bagdad. No news could be more agreeable to us; elevated with joy, we jumped on shore, and found that they were carrying corn to Bagdad; the caravan consisted of about forty asses, two of which we hired for our accommodation; and then joined them. The messenger of the sheikh accompanied us on foot, the other three persons from Hit we sent back, rewarding them for their services. Although we felt extremely happy at having escaped from the Agelis, nevertheless, we were not completely at our ease, for we observed our drivers bending their bodies almost to the ground all the night long, listening, and looking first to the right, then to the left, in order to ascertain whether the steps of the pursuing robbers were on their heels; and this they continued doing till dawn. About that time they stopped, and proceeded to unload their beasts, and we then lay down on the hard ground to enjoy a couple of hours' rest.

At sunrise we were aroused to resume our journey, and when we opened our eyes and looked about, we observed some ancient ruins on an elevated site, which they called Boorj-Nimroud. At a greater distance we saw the golden cupolas and minarets of

Kerbela, the holy tombs which the Shias (Persians) had consecrated to their martyrs, the Imams Hassan and Hussain, which are situated on the right bank of the Tigris, above Bagdad. At noon, our procession entered that famous city, where we met with a kind reception, in the house of Mr. Swoboda. The French consul, who was a bishop, presented us to the Pasha, and as our reputation had already reached the ears of the inhabitants, we soon had plenty of professional occupation. My companion, as acting physician, only cured the internal diseases, whilst I occupied myself with surgical cases.

Dohud Pasha was a native of Georgia, who had killed his master, the former Pasha of Bagdad, and usurped his dignity and place. As long as he paid the Porte the required subsidies, he enjoyed the protection of the Sultan; but when he began to organize his troops, by putting them under the command of French officers, he found himself in difficulties, as he had exhausted his treasury in the equipment of his army. Even the expedient of manufacturing base coin, did not suffice to raise the sum required to be sent to Stambul. Besides that, he had ordered a Kapoojee-Bashi (dispatched by the Sultan, probably to bring him his head) to be murdered; for that reason the Porte made war against him, which ended in his captivity; he was brought to Constantinople, where he was pardoned, and I saw him there in the years 1836-1838.

The first patient the Pasha requested me to attend, was a peasant-lad, belonging to a silk-manufactory of the Pasha's, whose case had been treated without success by almost all the physicians of Bagdad. The lad was about twelve years of age, and was tormented by insects in his ear, which caused such pain that he was continually crying; sometimes the vermin crept out of his ear. After having tried some injections with a syringe, containing substances calculated to destroy insects, a few of them died, and I was now fully satisfied as to the cause of his complaint, of which I had doubted at the commencement. After the lapse of a few days, I placed the patient in the rays of the sun at mid-day, lifted the ear-lap in such a manner that the rays of the sun could enter it, and then I discovered some black

object, which I extracted with a forceps, and found it to be a nest of insects. Almost distracted with joy, the boy fell on his knees, and expressed his gratitude, for having been restored to his sense of hearing. The nest was two-thirds of an inch in length, and half-an-inch in diameter. I put it into a vial filled with spirits, and went with it, accompanied by the boy, to the minister, Masraf Effendi, who introduced us to the Pasha.

He examined the nest in the vial, and asked the boy whether he was really cured? "Yes, my Pasha," was his answer, whereupon he said to me, "Afferim," (well done); and I received 1000 piastres, besides a Tshokha (cloak of honour).

Many readers will ask, how did these insects come into the ear? I questioned the boy, and was told that he slept in a stable where cows were kept. I therefore considered the insects to be cow-lice, which had crept into his ear and bred there.

At the suggestion of the minister, the Pasha requested me to attend an Arab, who was lame, in consequence of a gun-shot wound which he had received a few years before in his hip. Although the man felt no pain, and no foreign body was perceptible in any part of his limb, he nevertheless persisted in stating that the ball was sticking somewhere in his hip. The surgeons endeavoured to convince him, that if such had been the case, they could never have succeeded in healing the wound. The question with me was, whether or not I ought to re-open the cicatrix, and search for the extraneous substance in the hip. I thought this operation was needless, and yet I felt compelled to do something, in consequence of the order of the Pasha.

It occurred to me that exercise was necessary, so I ordered him to walk a great deal, to beat the ground firmly, and caused the hip to be tapped on that part where I presumed the ball to be, rubbing it frequently with the hand downwards, and I gave him also an emollient ointment, &c. After three weeks the man felt a pain in the hollow of his knee, caused by the presence of an extraneous substance. I examined the part and felt a protruding body, which was easily moved from one part to another. It was, in fact, the ball, which I immediately cut out, and the patient was very soon cured

of his lameness. Thus the mystery of this case was solved, my fame was established, and the Arab surgeons, or more properly barbers, were cast into the shade.

Pasha Dohud was at this time waging war with the Arabs, between the Euphrates and the Tigris, and I was sent, at the request of the minister, to Hilla, where I had the opportunity of seeing the ruins of ancient Babylon. On the road, between Bagdad and the camp, I beheld a horrid spectacle, namely, a pyramid of some hundreds of the heads of Arab rebels. I had only followed the expedition from Hilla to Sugeshuck (Schuka-Shu), when the Pasha ordered me, by a Tartar express, to return to Bagdad. The same messenger brought me a letter from my companion, from which I learned that a princess of the Pasha's had been delivered of a deformed child, where indeed no surgical assistance was required, but he had seized the opportunity to send for me, under the pretext of consulting me about the state of the patient; while his real motive was, to draw me out of my disagreeable situation. I wrote to him, stating that in this campaign we were feeding on sand rather than on bread, which made such an impression on his feelings that he caused me to be recalled. On my return, I had only the Tartar and one servant with me. By the Pasha's orders, we made forced marches, changed horses, crossed the Tigris, and arrived one evening very late at a small town named Mumilla, situated on the left bank of that river. There I met with the inspector of the provisions for the army, who was afflicted with an inflammation of the eyes, and requested my medical assistance. I bled him, and prepared a collyrium of acetate of lead, laud. liqu. Sydenh., camphor, and mucilage of quince-seeds, which caused a burning pain at the commencement, but effected in the meanwhile a visible amelioration. In his joy for the happy result, he ordered a sheep to be killed as an offering (kurban), and accompanied the feast with musicians and dancers, and he made me a present of fifty piastres in small Para pieces. Fatigued as we were, we wished rather to rest ourselves, than to be amused, and accordingly dismissed the assembled people, a proceeding which we thought excusable, and then continued

our journey. At our request, an Agoo (guide) on horseback was ordered to lead us through the desert. Accordingly, we started at two o'clock after midnight, entrusting our Agoo with our wallet, in which our provisions (roast meat and bread) were packed; we put also the horses' provender under his care, and left the place, hoping to reach a watering-place about nine or ten in the morning, where we might likewise meet with some Arab tents, and breakfast, and allow our horses to rest; but the Agoo missed the road, and it was not till the afternoon that we became aware of the fact, when we observed him deviating first to the right and then to the left. The Tartar, in a rage, menaced the guide continually, and added that he would cut off his nose and ears. I did my best to appease him, making him understand that the guide, who was already perplexed, would get still more puzzled by his continued threats, and that he ought to consider that he had not intentionally misled us; but my admonitions were of no avail. The evening was now drawing near, and in the darkness of the night our guide decamped. Imagine our state! in a desert, without a guide, not knowing the way, even by daylight, no human being visible, forsaken by all the world, riding hungry, thirsty and exhausted horses, without nutriment for either man or beast, and, above all, the anxiety as to whether we should ever get out of that maze. The sky was clouded, it was raining, and we were chilled by the cold, it being the end of the year. In the heavens not a star was visible, to guide us; we were like blind men, not knowing whither to direct our steps. We left the horses to their own instinct, but, like ourselves, they did not know the way. In this desperate dilemma, my happy star, beneath whose influence, perhaps, I was born, and which has often guided me in difficulties, shone again. We observed at some distance, a small fire, towards which we directed our steps with renewed courage; but it appeared and disappeared, as the rain and wind either extinguished or revived it. We heard, also, in the stillness of the desert, the barking of a dog. We followed the sound till we arrived at a thicket, which we had some trouble in getting through, found a river, and perceiving that the fire and



the barking came from the opposite bank, to which we could not pass. From the course of the river, however, we had known in what direction Bagdad was situated; and, travelling upwards, we very soon reached a few black tents; but the people were so poor that they could not offer us any hospitality, as they had food neither for us nor our horses. The only service they proffered was to give us a guide, who brought us, after half-an-hour's walk, to the tent of the sheikh, where we met with a very kind reception. The sheikh himself was at this time in Bagdad, but in his absence his wife performed the duties of hospitality. She ordered the servants to light a fire under the large tent, where we dried and warmed ourselves, and were served with fresh coffee and rice-pilaw. The servants took charge of our horses, and after having taken my meal, I went to sleep. A corner of the tent served me for my bed, and my saddle-bags as a pillow. Before dawn, the Tartar awoke me, saying: "We must proceed on our journey." I drowsily arose, and at the same time my servant showed me that they had cut through my saddle-bags on one side, and extracted the bundle containing my best clothes. I remembered having heard, during the night, some goats bleating outside the tent; and probably the thief had brought them there, that he might perform his exploit with more security. The Tartar began to make a noise, threatening to arrest the sheikh at Bagdad, and to make him pay ten times the value of the stolen property, if they did not find out the thief. They made researches, it is true, but without any good result. On the same day, towards evening, we arrived at Bagdad, where I was informed that my intended patient required no more medical assistance, as he was reposing quietly in his grave.

At Bagdad I also performed several operations for the stone, but I did not vaccinate, in consequence of being informed, to my great astonishment, that several Christian ladies obtained their livelihood by vaccinating. Provisions were at this time so cheap at Bagdad, and the coin so bad, that one shilling was valued at about five grush (piaster); consequently, little

was to be obtained there. We were told that there were four French military officers in the service of Runjeet Sing at Lahore, in India (Allard, Ventura, Court, and Avitabile) who, after the defeat of Napoleon, having served in Persia, were about to organize a regular army at Lahore, and that no European physicians or surgeons had been yet engaged. We therefore, thinking it better to accelerate our departure, requested our dismissal, which was granted, and we thus left Bagdad. Our friend, Mr. Swoboda, furnished us with letters of introduction to the aforesaid French officers, and we went down the Tigris to Bassora, and embarked there for Bender Bushir, in Persia. At Bushir we met, at the British consul's, with six English officers (one of whom was a medical man, coming from Bombay), who were on their way to England overland. We sold them our two Arabian horses, and becoming acquainted through that transaction, we went with them as far as Shiras, where we visited the ruins of Persepolis, and then separated. On the journey we had an opportunity of rendering a special service to our companions, namely, that of saving their luggage, and at the same time of witnessing the cowardice of the Persians. The fact was, that a fortress in the mountains, between Bushir and Shiras, having capitulated, the garrison, which consisted of a couple of hundred robber-like looking fellows, had met us in a forest, and fallen on the luggage-train of the English officers, who, together with their numerous servants, were considerably in advance. When I saw the miscreants dragging about by the hair our men, I fired a pistol, partly to give a signal to the Englishmen to come to our assistance, and partly to frighten the assailants, which had the desired effect; for they fled right and left among the trees. We then pursued our journey without further molestation, and received the thanks of the Englishmen, who were coolly taking snuff, and waiting for us at the top of the hill, near the fortress that had previously capitulated.

As it was too late for us now to proceed to India by sea, we preferred staying a few months at Shiras, following our profession, and waiting for the winter season, which is more convenient

for travelling to Lahore. We employed that time in studying the Persian language, as the knowledge of it would facilitate our getting an engagement. But we could not remain there long, being continually ill-treated and robbed, and we therefore thought it preferable to go overland to Lahore, by the way of Hispahan, Heirat, and Cabul. On this journey we had again to endure a great deal of annoyance from the Persians, who being defeated by the Russians in war, were anxious to revenge themselves on us; they treated us, in fact, worse than their dogs, cheating, robbing, and insulting us to such a degree, that M. De Turk on one occasion cocked his pistol to fire at a radar (road-keeper) who was very insolent; but I prevented him from executing his design. Arriving at Hispahan, we found there a gallant governor, Hosruff Khan, from whom we met with a kind reception, and who gave us some medical practice, by appointing us to attend about forty Russian prisoners, some of whom were suffering from wounds and others from fevers. At this time we learned that the Russians were at Tabris, that Abbas Mirza had taken flight, together with his wives, to Hamedan, and that the latter had upbraided the Molla (high priest) for having induced the Shah to wage war with the Russians, by assuring him that the Persians would remain unhurt by the fiery balls of the Russian guns, as his prayers would render them invulnerable. The priest took their reproof so much to heart, that he soon afterwards died. It is commonly said, that Abbas Mirza exclaimed, on that occasion "*Pul bigirend, we pes birovend*"—"The Russians shall take money, and go back to their country." In consequence of the fatigues and toils which we had to endure at Shiras, as well as on our journey to Hispahan, my companion caught a nervous fever, which weakened his mind and body to such a degree, that he no longer wished to go on to Lahore, and he persuaded me to return with him to Bagdad. At Hispahan, a conspiracy was formed by the native doctors against our lives, of which we were informed by an Armenian, and, by the interference of the governor, we were preserved. I availed myself of my

influence with Hosruff Khan, to procure from him some genuine Persian *mumiai*, for the wounded Russians. In Turkey and Arabia they highly praised the wonderful effects of this medicine, and I was therefore eager to convince myself of its efficacy. But as the cases I had to treat rather required the use of instruments, I postponed the trial.

Our return to Bagdad was *viâ* Urugurd and Kermansha. At Urugurd we were detained for several days by the Shazadah (the reigning prince), who requested us to attend to a few patients belonging to his household, the healing of whom brought-us a tolerable little sum of money, and a few handsome presents. Here again we had an opportunity of witnessing the manners and customs of the Persians. It was then Muharem (time of mourning), and the tenor of the Shazadah's order ran thus, "during the time of the mourning, all merchants are summoned to appear in the Meidan (a square in front of his palace) at three in the afternoon, in order to shed their tears for the martyrs, Hassan and Hussain." On one occasion we saw the Faratshes (Shazadah's servants) dragging a tradesman by force out of his shop, which was at the caravansary where we lived, and driving him to the Meidan. The plea of necessity was urged, to make those people weep by blows, whose feelings did not afford them tears freely. But we witnessed other atrocities, on the last days of the Muharem. We saw fakirs and dervishes, with tiger-skins round their bodies, their long black hair hanging down and covering their faces and backs, beating themselves with iron-headed clubs, till the blood flowed down their bodies. They ran like savage beasts, or maniacs, through the streets and bazaars, howling, "Ya Ali!" One of our friends, a native of Bagdad, told us, that if any of the Sunits, to which sect he belonged, should venture that day to acknowledge his religion, he would run the risk of being immolated by the fanatical Persians; so inveterate is the hatred between these two sects, though they are both Mahomedan; and this is not the case in Persia alone, but in every place where Shias and Sunits are living together. Great animosity prevails between these two

sects in India, also on the day on which the Shias expose the Tabut (coffin) in procession. In Cashmere, on these occasions, the Mahomedans burn each others' houses and shawl manufactories. From Kermansha we went to Bagdad, with a caravan carrying several embalmed dead bodies of Persians to Kerbela, their sanctuary.

Persia is a high plain, diversified by ranges of hills and deserts. It was in the month of August that we were on our journey, and the air was so bitterly cold on the morning of our setting out, that our very teeth chattered; I recollected that at home they call these the dog-days. We arrived at Bagdad, where M. De Turk left me, as he was resolved to return to Paris by land *via* Tocat and Constantinople, in order to take with him some Arabian horses; a speculation, by the way, which proved by no means lucrative. A short time after his leaving me, I received some good news from Lahore, through a Persian who had been in the service of General Avitabile, which induced me again to attempt going there at the commencement of the favourable season, *i. e.* the early part of the winter (1829). I felt the more inclined to do so, as the plague was already raging at Mosul, and the inhabitants of Bagdad were fearful that it might extend as far as their own city, a thing which occurred soon after. In the year 1828, there had been at Mosul and its environs, a famine, in consequence of the crops failing, and numerous families went down the Tigris to settle at Bagdad, selling their children for a mere trifle, owing to the want of means to support them. I myself saw a beautiful Christian girl purchased for twenty grush (four shillings). Scarcely had I left Bagdad when the plague broke out, and this scourge was followed by an inundation. A war, previously noticed, also broke out, during which Dohud Pasha was conducted as a prisoner to Constantinople.

My only companion was a faithful servant, called Antun, a Christian, whom I brought with me from Bagdad, and with whom, after having passed through Bassora, and Moscat, I arrived at Bender-Karatshi in Sind. From Karatshi, we pursued our

journey to Hyderabad, with a camel caravan. At that town I stayed for a few days, and made the acquaintance of a Persian Emir, who gave me some letters of introduction to one of the most respectable houses at Heirpore, which I had to pass on my journey from Hyderabad to Moulton. At the former place I hired two camels. The road was always at a distance from the river, and we were therefore frequently obliged to drink stagnant and stinking water, and on account of the heat; at this time being the month of February, we travelled by night only, and rest during the day. In consequence of this, I was tormented with costiveness, an internal burning, and an excessive longing for acid drinks. I accordingly prepared some tamarind whey, but it operated on me like poison; for after much vomiting, I discharged a quantity of blood, and fainted away, falling down beneath a tree in the forest, in which state I was found by the people, who had been for a long time in search of me. They brought me to the camp, where the camels stood ready for our departure, as this happened only a short time before sun-set. My tongue was parched, and I felt an acute pain in my right side, which led me to believe that I had an inflammation of the liver; besides which, I had become very weak, in consequence of the loss of blood, so that I was unable to walk without assistance.

I desired my camel-driver to procure some leeches, but he could only console me with the hope of getting them on the following morning, at Heirpore. As I was quite exhausted, and unable to mount the camel without assistance, I ordered my servant to place himself behind me on the animal to prevent my falling off. But as he was soon asleep, and the slightest accident would have caused us both to fall, I ordered him to mount his own camel, and to bind me safely on mine, where I passed a sleepless night, being unable to articulate a word without having previously moistened my tongue with water, which I had always near me. At break of day, on our arrival at Heirpore, I was conducted to the house to which I had my letter of introduction already mentioned, and the first favor I

asked was, a quiet retreat, that I might have rest, and recover myself. The people, seeing the difficulty with which I dragged myself along, called in a Hakim (a Persian physician) who lived in their house, and he offered me his assistance. I thanked him very heartily, and requested some leeches. "We have not any," was his reply; upon which, as my only resource, I applied a blister; after which I became senseless, and remained in that state until the evening of the following day. On my revival, my tongue was still so parched, that I was unable even to ask for water to moisten it, and I only obtained it by making signs. My feet were excessively cold, and besides the above-mentioned internal pains, I also felt the effects of the blister, although it had risen but very slightly. I examined my pulse, but the pulsation was imperceptible, from which I concluded that my last moments were near at hand. My servant told me that, during my stupor, I had had some discharges of blood; I ordered him to fetch the Mirza (scribe) of the establishment, that he might make my will; and he came with his paper and kalem-dan (writing stand), and placed himself at a respectable distance, the hakim having told him that my disease was dangerous and contagious. I felt so weak and debilitated, that I was scarcely able to sign my name. I told my servant that I had but little hopes of living over the night, and desired him, should it be the will of God that I must die on the banks of the Indus, to bury me and convey my effects to Lahore, and deliver them, with my papers, to the Generals, Court and Avitabile, to whom there was a letter of introduction, sent by Mr. Swoboda. For the services he himself had rendered me, I gave him a liberal remuneration, that I might secure his executing my wishes, upon which he wept and promised obedience. In this deplorable state, considering myself at death's door, like many other medical men, I began to think that, in spite of the numerous remedies, there was no chance of my recovering from the effects of the poison I had taken, and that the medical art was but a fallacious one. I began to recollect that I had always avoided bleeding in my own case, so as, a last resource, in spite of my previous loss of blood, I resolved upon trying the experiment, it being considered by

many that the first operation of that kind, in dangerous cases, is usually beneficial.

I summoned all my resolution, and was determined to use the lancet; and having no one to perform the operation, I ventured to do it myself. I ordered warm water, put my hands and afterwards my feet into it, and tried to bleed myself, but neither I nor my servant, Antun, could succeed, as no blood came. Nevertheless, my courage did not abandon me, for I thought that if I spared my body to-day, it might be put to-morrow into the grave. In a fit of desperation, I cut through the median vein of the left arm, upon which the blood began to trickle, but to the amount only of about two ounces. After my wounds had been dressed, I lay down exhausted, and recommending my soul to God, I soon fell asleep. I passed a tranquil night, and on awaking in the morning, I found my feet warm, my pulse beating, although but faintly, and the internal pain somewhat abated; but the external pain was more acute, as the erysipelatous inflammation had extended from the back to the navel, and from the arm to the hip, and owing to my excessive debility, I was afraid of mortification. Nevertheless, I had more hopes of my recovery, relying on the efficacy of the bleeding and blistering. To free myself from the troublesome dryness of my tongue, I sent for some quince kernels, which, enveloped in a small piece of linen, I put into some water, and with this little pad I frequently moistened my tongue, which produced a very good effect. In the course of the day I began also to chew some monaka (large raisins), which refreshed me. To arrest the farther extension of local inflammation, I sent my servant to the bazaar, to endeavour to procure some leeches, and in case he could not obtain them, he was to bring a barber or some other person to cup me. He came back, accompanied by a woman provided with a quantity of leeches, by which I ascertained that the Persian physician, who told me that no leeches were to be obtained, was a rogue. I caused twelve of them to be applied around the blistered part, and requested the woman to return in the evening, when I ordered her again to apply the same number of leeches to the place where, a few years before, I had been afflicted with



piles. The next morning I applied six leeches to my side, and in the evening, the same number behind, by which means I completed my cure without having had recourse to any other remedy. Keeping the blistered part in a state of suppuration, and treating the external inflammation with cold water, I made such an improvement in my health, that my restored appetite soon enabled me to digest solid food. At the expiration of five days I felt sufficiently strong to resume my journey to Lahore, to the astonishment of those who witnessed my departure, wondering whether I was really recovered, or in a state of delirium, as only three days had elapsed since I made my will, and their hakim had asserted that there was no chance of my recovery. At the commencement I made but very short journeys. I shortly afterwards had several abscesses where the leeches had been applied, one of them as large as a hen's egg, so that it was difficult for me to maintain a sitting posture, and, notwithstanding my good appetite, and the salubrious air I afterwards breathed in the mountains, the weakness, produced by only five days' illness, continued for a space of six months. What contributed greatly to my illness, may perhaps have been the circumstance that I had not been sea-sick, on our voyage to Bassora *via* Moscat to Bender-Karatshi, as was the case with my servant Antun, who inhaled the same atmosphere, ate and drank the same kind of food and stinking water, &c., without suffering any inconvenience. At that period, the Sindians were not yet acquainted with the English, although they were their neighbours, and accordingly we passed villages, where the people were not inclined to furnish us with provisions, even for payment. Our camel-driver advised us to lodge in the mosques, in order to be taken for Mahomedans. By so doing, we were provided with food gratis, by the hospitable musselmans. I and my servant were dressed in the costume of the inhabitants of Bagdad; we could speak the Persian, Arabic, and Turkish languages, had long beards, and addressed each other as Hajee, *i. e.*, pilgrim. Our carpets, which constituted our beds, were quite similar, and were placed close to one another. We ate together, according to the eastern custom, using our fingers instead of knives and

forks; in fact, we played our parts so well, that none recognised us as Christians. Having our quarters in the mosque, it was very annoying for us to see the musselmans come five times in twenty-four hours, to offer up their prayers. They thought it strange that we, as pilgrims and their guests, did not join in their devotions. It is true, we could easily have done so, but knowing how to excuse ourselves, we did not like to push our dissimulation any further. We had only to whisper into the ear of one of them that we were unclean. From that expression they inferred that we had the gonorrhœa, which excuse became a public secret; and we thus got out of the difficulty. From Mooltan to Lahore we went on horseback. The journey from Bagdad to Lahore occupied four months; *i. e.*, two by water, and two by land. On my arrival at Lahore, I found that the king, Runjeet Sing, with his army and the four French officers, was absent, having gone towards Peshawur; but at the commencement of the rainy season, in the middle of June, they had all returned to Lahore, and I was well received. The first patient I had to attend, after my arrival at Lahore, and before I got public employment, was Achilles, an adopted son of General Allard. This boy was afflicted with a fistula on the spine, of long duration, and which had been several times superficially healed by the native surgeons. He was so reduced, that one could truly say, he was but skin and bone: "*Ossa atque pellis totus est,*" which of course rendered the case most difficult. I was convinced that my medical reputation depended upon this case. General Allard told me that the boy would die, if not attended to, that he could no longer bear to see him in that pitiful state, and urgently solicited my aid. He did not at that time imagine that his darling Achilles would outlive him; but the destiny of man lies hidden. Allard died at Peshawur, and was buried at Lahore; and Achilles returned from France to Lahore, where he also died, and was buried in the cemetery, near to General Allard's own tomb, which was in his adjacent garden.

I ventured to perform an operation, and that by force, for the boy made an obstinate resistance, when I placed him on a sofa. General Allard holding his arms and General Ventura his feet,

while I made a cut along the fistulous sore, which caused him to be senseless for the following thirty-six hours, and to suffer with severe fever. My assiduous attendance accelerated the radical cure of the fistula, his strength visibly increased, and after a few months he regained his original plumpness, and, six years afterwards, when General Allard and his family arrived at Bordeaux, where I then was, I was astonished at Achilles' healthy appearance. On his returning to Lahore a few years afterwards, in company with Benjamin Allard, who went to take possession of the estates of his deceased brother, and to whom he officiated as interpreter in the Indian language, he fell sick, and died under the treatment of the native physicians, I was much grieved at the unexpected intelligence of his death, and paid him the last honours, by attending his remains to the grave. To encourage the suppuration of the opened fistula, I employed a mild, stimulating remedy, namely, cantharides infused in honey, on lint, twice a day, applied to the wound, by which it was soon cured. At the recommendation of General Allard, shortly afterwards, Rajah Suchet Sing, the younger brother of the minister, requested me to accompany him into the mountains, to attend him there professionally, to which I readily agreed, as, in consequence of my recent illness, I was very weak, and the summer heat of Lahore was intolerable. Besides that, my friends, the generals, advised me to accept the offer on account of the great influence the young Rajah Saheb possessed as one of the first personages at the court, and as by curing him I should establish my reputation.

Although my post was at that time not fixed, and consequently I did not depend on, nor was I subject to any one, I nevertheless imagined that my departure for the mountains had met with the consent of Runjeet Sing. But it was not so. The young Rajah, who had a secret disease, had induced me privately to accompany him, whilst Runjeet Sing, in my four months' absence, inquired after me several times of General Avitabile, who had first introduced me to him. It was, probably, for that reason that he detained me for nine months without giving me my dismissal, or appointing me to any office. General Allard

said to me one day, jesting, "It is very difficult to get an appointment here, but still more so to get one's dismissal, when once in office." He himself, feeling an excessive longing to revisit his dear native land, after an absence of so many years, petitioned for a short leave of absence, which the sly Runjeet Sing repeatedly promised, but a long time elapsed before he obtained it.

On the third day after our starting for the mountains, we arrived at Suchetghur, at the foot of the hills, not far from Samba. We made our journey partly on horses, and partly on elephants. At that place, the rajah had his stables and cannon-foundry, and several new-cast cannons and mortars were tried in his presence. One of the former burst, and a gulendas (Indian artilleryman) was stunned. The rajah requested me to examine the man, who complained of a violent pain on his right side, accompanied by severe shivering; but, to the great astonishment of all the spectators, there was not the least trace of any external violence, whereupon the rajah himself, considering the case insignificant, opposed my wish to bleed him, and sent him some of his own *mumiai*. But at ten o'clock at night, about five hours after the accident had taken place, a messenger was sent by the rajah requesting me to attend the man, and bleed him. I instantly complied, and found that he had been, according to the custom of the Hindoos, taken out of his charpai (bed) and laid on the floor, where he expired in agony before I could give him any assistance. I do not know whether his liver was injured or not, a *post-mortem* examination not being allowed to be made; but it certainly was an extraordinary case, such as has never occurred during my medical practice of thirty years. His death must have been owing to a shock from the piece of hot metal, which, in passing near him, had injured some important organ necessary to the support of life, as fright alone could not have caused such violent pains and so sudden a death.

From Suchetghur, we were conveyed in palanquins in two days, in the mountains, to Ramnuggur, where the rajah had, besides his castle, a fortress, in which his treasures were concealed. We passed the rainy season on the hills; and in the autumn we descended, in order to witness the Duseire-feast at Umritsir. Thence, we

went, with Runjeet Sing to Nadoun, on the Beas river, where the Maharajah married the two daughters of the famous Rajah Sansar Chund, both orphans, and brought them to Lahore. We passed Jowalla-Meki, a sacred place in the eyes of the Hindoos, where there is a volcano. From thence, I travelled, with Rajah Suchet Sing, along the hills to Besouli, Jesrota, and Nurpore, where he was appointed receiver general of the revenues.

On my return to Lahore, I was informed, by General Allard, that a number of his dragoons had been bitten by a mad jackal in the night, while they were endeavouring to kill it. Several of the soldiers, who were seized with hydrophobia, had died, some of them in the barracks, and others on their way home. The general made me the offer of experimenting on some of the bitten soldiers, who had already applied for leave of absence, that they might die near their families. I consented to it, and eighteen men were placed under my care. I was happy to find, in consequence of my treatment, that not one of them was attacked by hydrophobia. Thereupon, General Allard recommended my mode of treating this malady to Dr. A. Murray, who was on a visit to Lahore with the political agent of Loodiana, Colonel Sir C. M. Wade. They both requested me to publish it for the benefit of suffering humanity, to which I agreed without any reserve; and it was read in a public assembly at Calcutta, July 2nd, 1831, and published. I take the liberty to introduce an extract:—

“Dr. Honigberger’s object, in the treatment of hydrophobia, is to keep up a copious suppuration from the part bitten by the rabid animal, which he accomplishes, at first, by applying the actual cautery, and afterwards by using stimulants to the wound. He also administers a compound of mercury and extract of tobacco, in pills, until they produce a flow of urine; and at the same time he recommends tincture of cantharides in an emulsion of bitter-almond to be repeatedly given, until a slight degree of dysuria is excited. Various other remedies and local applications are also spoken of as useful in hydrophobia. It does not appear that any other person has yet made trial of some of the remedies proposed by Dr. Honigberger.”

This was my treatment twenty years ago, when I practised Alloëopathy; but, since that period, I have made many interesting trials and experiments.

A short time after the publication of the above-mentioned method, I had a case where I tried, as a preventive, the *endermic* application, *i.e.*, I applied on the somewhat enlarged bitten part some extract of *nux vomica*, upon which the patient passed an unquiet night, dreaming of dogs running after him. I thought it a bad omen, and regarded it as a symptom of the approach of hydrophobia; and I did not rely on the local application only, but gave him also, internally, a pill of the same remedy (*extractum nuc. vomic.*) one grain, mixed with three grains of carbonate of soda; to which he considered he owed his recovery, as it caused an evacuation.

I introduced to our distinguished guests, Col. Wade and Dr. Murray, an Akalee or Nahung, whose nose, ears and hands had been cut off by order of Runjeet Sing (he had even deserved the gallows), and whose nose had been so well restored in the mountains that we were all surprised, and confessed it could not have been better done in Europe. As we know, from history, this operation was even in the remotest antiquity, practised by the Hindoos; and they formed the nose out of the cuticle of the forehead, which proceeding is now, and always will be the same. In Europe, where cutting off of noses is only in use, in exceptional cases—as when ulceration or other circumstances make it requisite—this operation is usually performed with the cuticle of the arm, and judiciously too, as, according to our custom, the head mostly is uncovered, and a scar on one's forehead, with a new nose on the face, makes rather an ugly appearance; whilst, in the East, the scar remains hidden beneath the turban.

✓ In time of peace, the Nahungs gave a great deal of trouble to Runjeet Sing. On one occasion, he was even forced to place two pieces of cannon outside the Delhi Gate of Lahore, in the vicinity of Seidgenj, where the robbers congregate, because this band dared to intercept the communication of that city. They shut themselves up in Meea-Meer, five miles distant from Lahore, thence they made their appearance as rebels, but

they were defeated, and forced to depart, and from the town also, to Umritsir. The individual just alluded to as deserving the gallows, had cut off the arm of a sentinel, for having prevented him from entering the tent of the king by a private entrance. The Nahung had a servant with him, who underwent no punishment, because he did not behave in an aggressive manner; but the offender, by the order of Runjeet Singh, lost his ears, nose, and hands, by the same sabre with which he had so skilfully cut off the arm of the soldier on royal duty. After the sad execution, he ran to drown himself in a well, but was prevented by the people who were accidentally present. When the king was informed of the fact, the culprit was sent to me, and put under my care and medical attendance, with strict orders to watch him, to prevent his committing suicide, and to present him, when cured, to the king. According to his own statement, he was drunk with bhang (hemp) when he committed the crime, and his only intention for intruding on the king had been to ask a gapa (gift). These robbers do not like to enter military service; they prefer begging, and living by pillage.

Rajah Heera Sing, son to the minister Dhyan Sing, who was a favourite of Runjeet Sing's, was afflicted with diabetes, and we (I and the five native physicians) were consulted, at the palace garden of Hazooree Bagh, in the presence of Runjeet Sing, and on that occasion I made mention of milk-sugar. As neither the Maharajah nor his physicians had ever heard of any sugar prepared from the milk of cows, they were curious to see a specimen of it, and I was ordered to prepare some in the gulab-haneh (rose-water house), in the presence of the fakir, Noor-oo-Deen; but they had scarcely patience to wait for its preparation. I produced some white and fine crystallized milk-sugar, which I presented in a box to Runjeet Sing, of which he gave a few pieces to a boy to taste, but he did not find it so sweet as cane-sugar, so no one spoke any more about it, and the milk scene was thus at its end. The gulab-haneh, where the rose-waters and the bedemusk (*aqua flor. salicis Babylon*), which they use as cooling beverages in the hot season, were distilled,

was the very place where I at first practised, and it was there I gave lessons in pharmacy and chymistry to the fakirs Aziz-oo-Deen and Noor-oo-Deen. The spirit produced from Cabul grapes, for the use of Runjeet Sing, was distilled in that place in my presence, by his own people, because every thing eatable or drinkable, destined for the Sikhs and Hindoos, must be prepared with their own hands, no Christian or Musselman being permitted to touch it, lest they should pollute it. There were also the royal magazines, under the care of Noor-oo-Deen, where I prepared different opiates, and many amusing metallic oxydes (kooshtegee), to please the fakir and Runjeet Sing, for which they held me in high estimation. Among others, I prepared some morphine, with a large dose of which the Maharajah would surely have killed a famous opium-eater, if I had not been consulted in time, and administered to him some antidotes. I thought it strange that no one at Lahore was aware of the existence of coffee, and its usefulness. Even the learned fakirs, Aziz-oo-Deen and Noor-oo-Deen (brothers), who were of Arab descent, knew coffee only from their books, under the denomination of *bun*, and the sample which I showed them in 1832, in the Durbar, was the first they had ever seen; but when the English arrived it became generally known. Neither had they any notion of our cantharides; for which they substitute *meloe telini*, a fly of greater efficacy, containing more cantharidine than cantharides. They are seldom employed by the native physicians for blistering, although they know the utility of them in cases of hydrophobia.

Besides what had been mentioned on the effects of blistering in the description of my own disease, the following may likewise serve as a proof how beneficial that process is when properly employed, and it may, in some cases, even save a patient's life.

General C —, had brought on a disease, by an external misapplication of mercury, while he was with the court at Umritsir. It was in the warm season, and on the fourth day after the application, he became so indisposed that my services were called into



requisition. The native physicians had previously administered different remedies, but without success. On examination, I found that the stomach and intestines were affected, which disturbed the functions of digestion, and caused a violent purging, with a burning of the anus; I commenced by bleeding him, and applying leeches; after which, the diarrhoea having been suppressed, an intermittent fever, exhibiting itself at various periods, of from three to seven days, was the consequence. Observing no improvement in the health of my patient, I conceived that the heat of the climate exercised an injurious influence over him, and that no hopes of his recovery could be entertained unless he were removed. I therefore solicited permission for him to remove to a cooler locality, upon which we were sent to Deenanuggur, in the proximity of the mountains, to which place the maharajah intended to retire with the court.

The disease having lasted three months, and the patient becoming weaker, he began to complain of a burning at the region of the heart; I tried to apply some leeches, but I was obliged to cease, owing to his falling into a swoon. He daily grew worse and worse; and shortly after became delirious, with his eyes open, and his feet cold. The officers of his brigade, who were accidentally present, shed tears for their general, whom they expected to lose. I freely confess, that I had no hope of his recovery, seeing that his strength was daily declining. In this desperate state I applied three blisters, one on the nape of the neck, and the other two on the calves of his legs; at the same time I gave him my favorite opiate (opium, camphor, ipecacuanha and tartar emetic): and he thus was saved. In the same night an eruption appeared, consisting of many thousand pustules, principally on the neck, shoulders, and groins. From that moment the disease visibly diminished; his convalescence took a rapid course, and after a few weeks he was entirely recovered.

During the time of my patient's convalescence, Rajah Suchet Sing came down from the hills to Deenanuggur, as was supposed, to meet the court. One day, the kind Rajah Saheb invited me

to accompany him in a boat, on a duck-shooting excursion, on an extensive lake. As the rajah had not his own parasol with him, I gave him mine out of politeness; for as I was shooting, I did not want it. It was extremely hot, and I had nothing on me but a thin shirt, not even a waistcoat or jacket, so I was exposed to the burning rays of the sun for some hours, and the consequence was a severe coup-de-soleil. My friend C—, on witnessing my state, despaired of my life, his "Tissot" stating that a coup-de-soleil was extremely dangerous. But how great was his surprise, when he saw me recovering on the third day! Happily, the attack did not affect my head, but only one of my shoulders, and by applying leeches and poultices I recovered.

The king of England had at this time sent five immense horses as a present to Runjeet Sing. Alex. Burnes had brought them up the Indus, and they were much admired for their size and uncommon height. One of them was lost on the way, and another became the famous riding-horse of the maharajah, who, being of a very low stature, appeared, when on the back of the animal, like an ape on an elephant. This horse fell sick, and although I had him immediately under my care, and spared no trouble, he became, like other dead animals, food for the dogs, carrion birds, and Pariahs, the lowest caste in India, who eat any animal, whatever may have been the cause of its death.

The horse had several ulcers on his legs, which having been healed by internal and external remedies, caused convulsions, and in that state he perished. I afterwards had other opportunities of curing similar ulcers with a simple remedy, according to my medium system, namely, by *lamanaria saccharina* (probably because it contains iodine), such ulcers being a kind of scrofula. This disease occurs very often in the Punjab, and the natives call it Zeherbad (venomous swellings), as it ulcerates, and secretes a serous and corroding matter. By adhering to the same system, I also cured horses affected with glanders. Arsenic and dulcamara alternately administered, in small doses, in the morning and evening, proved very effective. The French veterinary surgeons administer for this disease hydrochloric acid, which, diluted

with water, they pour into the mouth of the horse, or use it as a local embrocation : this I learnt from the celebrated naturalist, Victor Jacquemont, on his visiting Lahore, *en route* to Cashmere, &c., and he declared glanders to be incurable. At Vienna, as in England, I believe, they kill at once horses affected with that disease.

During the congress of Rupore, on the frontier of India, I attended, at Wuzeerabad, the governor of that province, General Avitabile, who, having sprained his ankle, had called in the native surgeons, barbers and bunglers, and they had so assiduously applied irritating poultices and embrocations, that the leg became inflamed, and was approaching to mortification. Under my treatment, the patient recovered, and the leg was restored to its former functions. Subsequently, he was afflicted with a contraction of the muscles of the face, which, on account of his long, crooked nose, appeared the more striking; this disease I ascribed to his immoderate indulgence in champagne, which affected his brain. Although I cured him at that time, two years ago he died suddenly of apoplexy, from continuing the same excess, in his own country. Having acquired immense riches, he returned to Europe, to enjoy in his native land (Naples) the fruits of his exertions, and there he died in the autumn of his life. Peace to his ashes! although many an unfortunate man was hung by his orders, at Wuzeerabad as well as at Peshawur, where he exercised his sway in a most arbitrary manner. The pleasure which he took in seeing people hung by dozens must be attributed to the affection of his brain. General Allard told me that the maharajah once reprimanded him for having executed some musselmans; whom General Avitabile had ordered to be hung because they were of opinion, that, under the protection of a European governor they might be at liberty to eat beef! The opinion of Runjeet Sing was, that he ought to have imprisoned the criminals, and then allowed them to escape. It is well known, however, that General Avitabile was an active man; that he introduced many useful reforms into the country, and was of good service to the English army on their march to

Cabul. Living in his house for three years, I had an opportunity of knowing him well; I therefore, conclude with the proverb, "*De mortuis nil nisi bonum*;" particularly so because I am indebted to him for the following important discovery:—During the time I was performing the before-mentioned cures at Wuzeerabad, I lost, on a hunting excursions, a hare in the copses, which we thought to find in a burrow. Wishing to get the hare, I sent to a village for some bēls (pokers), in order to enlarge the hole. We succeeded in doing so; but great was our astonishment when, instead of the hare, we caught a musk-deer, which diffused so strong an odour, that I was seized with a headache, which lasted for three days. The man who dragged him out, was so frightened at finding an animal previously unknown to him, that he instantly threw it down, and our hounds bit it so violently that it was nearly killed. Having taken it home, I was advised by General Avitabile to cut off the musk-bag, which I did, and keep to this day; it being considered that unless that operation is performed previously to the death of the animal, the useful substance of the musk-deer will entirely disappear; the rest of the animal was regarded as useless, which I now regret, believing that it was the most valuable specimen I ever met with, as I have never heard of such animals being found in the plains of India. Those to whom I showed the musk-bag in Europe, suggested that the animal had found his way there from the Himalaya, and it might have been so; but the odour and appearance of the musk of Cashmere and Thibet is quite different. The exterior of the bag of this animal resembles that of the musk of China, it has smooth, soft, and short hair; but the interior is a yellowish brown mass, as hard as bees-wax, whereas, the Chinese musk is of a reddish-brown colour, and in grains of a friable nature. Without having prepared the bag, I put it into an iron box, and found that in the rainy season the insects had destroyed the external hair, without having touched the internal parts. The musk has, like that of China, a strong, agreeable scent.

I thought that where one animal was found, more of the same

race ought to exist, but I could not purchase any of a similar description. I now regret not having examined the hole where the precious animal was caught, as its companion might have been there, neither did I preserve the skin. Still I hope that the publication of this incident will induce English sportsmen in India to try to obtain the prize which escaped me, although the animal must be very rare, as neither the native physicians nor the druggists possess any knowledge of it. When in search of them, it ought to be considered that these interesting creatures are shy, prefer solitude, and live in coves, where their holes are made deep in the ground, beneath bushes, and thus they are saved from total extermination. Many naturalists are of opinion that the subject in question might perhaps have been another kind of animal, which possessed the same odour, just as different plants emit a similar scent. The exultation I felt on having found a real musk-deer, caused me to neglect making a proper examination of its characteristic marks, its prominent tusks—being satisfied with the scent. To the best of my recollection, the size was that of a hare, and it was of a slender cylindrical frame.

Whilst I was residing at Wuzerabad, a young Hindoo lady (katreetee) came to call on General Avitabile with presents, as a token of her gratitude for his having preserved her from the fate of a Suttee, *i. e.*, being burnt alive with the body of her deceased husband; which proves that many of these victims of Brahminism feel an aversion to that horrid ceremony. The woman confessed, that on the day of the burning of her husband, and in her extreme grief, she was ready to sacrifice her life, hoping to enter paradise with her partner, but that now she felt more happy at having been preserved.

Runjeet Sing related to me that Dr. Allen (an American, and governor of Goojerat) used secretly to employ his time in his fortress in the practice of alchemy. I could not forbear laughing at the idea of his expecting to convert common metals into gold, as the conversion of quicksilver into silver was found to be quite impossible. Subsequently, my assertion was verified by the discovery he made, that the doctor's alchemy consisted in

manufacturing false coin. Runjeet Sing reposed much confidence in me, and insisted on my accepting the command of an artillery department, or the office of governor of a province, like the Generals Ventura, Avitabile, and Dr. Allen; this, however, I refused, deeming that I had not sufficient abilities to execute such an office properly; but upon his giving me the choice, I accepted the management of a gunpowder manufactory, and also a gun-stock establishment. Notwithstanding my numerous occupations, which were very lucrative, I was affected with nostalgia, *i. e.*, I felt an irresistible longing to visit my native country, which I had not seen for many years, to such a degree, that my sole thoughts and endeavors were how to secure my return home. I was so occupied with this idea, that if they had offered me the Koh-i-noor (which is valued at half-a-million) to remain there for the remainder of my life, I should have refused it. General Allard's words: "It is difficult to get an appointment here, but, when obtained, it is still more difficult to quit it," were continually in my thoughts, and it cost me much trouble to obtain my dismissal, or rather my liberty.

Runjeet Sing was a man whose talents and prudence had acquired for him a great reputation, whose memory is honored, and whose name will long occupy a glorious place in the history of India. Although descended from a noble family, being the son of a sirdar, he could neither read nor write. He had lost one eye in his childhood, in consequence of the small-pox. His external appearance was not handsome, being remarkably short, delicate, and with indifferent features, which were, however, counterbalanced by his talents. He had an extraordinary memory. The prominent trait of his character was, that he rarely did what was required of him, and acted often contrary to what he said. In general, no one was informed of the place to which he intended to go, nor of the time appointed by the astrologers for his departure. The dark side of his character, was his extreme devotedness to sensuality, spirits, and opium, by which he shortened his life. I was an ocular witness of the spectacle, when he was married at Umritsir, to the Goolbegoom

(rose-lady). She had been for the last few years a kenchinee (dancing girl) in the service of Runjeet Sing, and she knew so well how to ingratiate herself with her patron, that he did not hesitate publicly to celebrate his nuptials, and declare his marriage a legal one; for he cared not for public opinion, deeming that a sovereign ought to have the highest authority, and an independent will. She forsook the Mahomedan religion, continued to drink spirits, and she ate pork, just like Runjeet himself, and afterwards lived a retired life. She ruled the country, but only for a short time, and she actually caused (in concert with himself) her own husband Runjeet to be imprisoned, taking, however, advantage of that opportunity to extort money from the minister, as he was ready to ransom his lord and master at any price. The whole affair was, in fact, a plot, concocted between her and Runjeet Sing. A royal princess had died, whose fortune, according to the custom of that country, ought to have been taken possession of by Goolbegoom, as the regent princess. The inheritance, which consisted chiefly of jewels, was not sufficient to cover the deficiency of the maharajah's treasury; and the minister to whom he applied for assistance could not afford, or would not provide the sum required. In that difficulty, Runjeet Sing played the thief, and stole (as previously arranged) the said jewels; at which the Ranee Goolbegoom manifested such indignation, that she cast him into prison, firmly convinced that the miserly minister would no longer hesitate to procure the money required for the release of the sovereign, who was then undergoing such ignominy. Similar oriental tricks were not uncommon with Runjeet Sing, but this is not the place to enumerate them.

My return to my native country was *via* Mooltan and Dhera-Ghasi-Khan, where General Ventura was then governor. As I had provided myself with vaccine matter to use for my journey, the general wished me to vaccinate his darling child. Madame Ventura was opposed to my commencing with her little daughter Victorine, so her husband ordered some poor children to be brought from the bazaar at Dhera, whom I vaccinated,

and to each of them he gave a rupee, as a remuneration. On the eighth day, on which the children ought to have come to me, that I might take the vaccine matter for further use, no one appeared, and I was told that their alarmed parents had removed them from the town. The parents had heard a rumour that on the eighth day, on their re-appearance, the Feringhee (European) doctor would cut the *moomiai* from their arm, which operation was supposed to endanger life; but on General Ventura's threatening the kotoal (police-officer) with imprisonment, one of the boys was brought to me on the following morning, from whom I got vaccine matter enough to enable me to vaccinate several other children, among whom was Miss Victorine, at the harem of the general. The people having thus been convinced of their foolish error, came in numbers to my abode; the population of all the neighbouring villages, young and old, wished also to be operated on. Here again I had the opportunity of making some medical and surgical experiments, obliged as I was, to wait four months for the caravan of the Loanis, who were purchasing indigo in that neighbourhood, to carry it to Bokhara. My intention was to accompany that caravan, and to continue my journey from Bokhara to my native country, by crossing Russia. I learned afterwards, that after my departure from Dhera, Runjeet Sing began to be indisposed, and he sent messengers after me, to induce me to return, but they did not overtake me.

From Dhera-Ghasi-Khan, I went with the caravan to Dherabend, situated on the upper part of Dhera-Ismail-Khan, at the foot of the mountain, where the women, children, horses and sheep of the Loanis were residing beneath their tents. Wishing to secure a supply of vaccine matter, on my journey to Cabul and Bokhara, I endeavoured, immediately on my arrival at Dherabend, to operate with it; but it was a difficult task, as the heat was excessive and increasing. The Loanis, however, agreed to undergo the operation as soon as they had reached the cooler regions of the mountains. But during this interval the vaccine lost its virtue, which I regretted, especially at Cabul, as the



small-pox was raging there in a most terrific manner; so that, during my four months' stay at the house of the Nawaub Djubber-Khan, two of his daughters died. On my request, the Nawaub ordered inquiries to be made in the whole circuit of Cabul, to discover cows affected with cow-pox; but in vain. At Cabul, this operation was quite unknown. At that time, I had forgotten having read somewhere that vaccine matter might be procured by inoculating the cows with the venomous matter taken from the small-pox, and that the venom is thus turned into a remedy.

The short description of my journey from Lahore, *viâ* Dhera-Ghasi-Khan and Guznee, to Cabul, was published by Colonel Sir C. M. Wade, in 1834, in the report of the Asiatic Society at Calcutta, with a map attached to it. The collection of plants which I made on this journey, I handed over to the late Baron Jaquin, Professor of Botany at Vienna, who placed them under the care of the late Doctor Endlicher and Professor Fenzel, to arrange them; a part has been already published, under the title of *Sertum Cabulicum*, and the remaining larger portion is near its completion, by Professor Fenzel. As for my collection of antiques, they are not unknown to the archæological world. They were published in the year 1835, by the Asiatic Society at Paris, to which I had communicated all the results I had obtained by means of opening the cupolas (tombs) of Cabul and Jellalabad, as also the coins and cameos which I bought when traversing Bokhara. On account of this communication, I was admitted an honorary member of the Asiatic Society at Paris; but my collection thereby lost its pecuniary value in London, so that I was obliged to forward to Paris two gold pieces (mokadphis) to a certain M. Rollin for 3,000 francs, that sum exceeding any offer made to me in London. Among other valuable curiosities, there was a Bactrian papyrus-scroll, which had not then been opened, and the reader may find it lithographed and published by the Asiatic Society at Paris in 1835. I believe that to be the only Bactrian manuscript which has ever been found. Having packed this collection in a case, I

sent it from London, addressed to the banker Geymüller, at Vienna, who afterwards became bankrupt, and the box containing those valuable curiosities remained full fifteen years at the custom-house at Vienna, unknown to me, notwithstanding many inquiries. To my astonishment and regret, I learned, on my arrival at Vienna (July 20, 1850), that the box, after an interval of fifteen years, had been sold by auction, a fortnight previous to my arrival (July 5), for about three pounds, as belonging to the creditors of Geymüller, with a pretext that the real proprietor no longer existed. I could not discover into whose hands these precious antiques passed; and thus, in all probability, the invaluable contents of the Bactrian scroll will be lost for ever to the scientific world! Besides the antiques which I sold in earlier years to different private persons at Cairo and Alexandria, the various cabinets in St. Petersburg, Vienna, Paris and London, possess a number of those which I collected.

At Cabul I opened a great many cupolas (tombs), under the protection of the Nawaub Djubber-Khan, and by so doing aroused the suspicion of Dost Mahomed, who thought that I was carrying immense riches out of the country. Although I was so prudent as to deliver all the articles I extracted to Dr. Gerard, who was then at Cabul, on his return from Bokhara to India, requesting him to hand them over to General Allard, at Lahore, that he might convey them to Bordeaux, yet Dost Mahomed gave orders to the Governor of Bamian to have me plundered at the frontiers; and thus I was robbed of all at the fortress of Akrabad; but I again received my property by the interference of the Nawaub Djubber-Khan and General Avitable, the latter being then Governor of Peshawur. Fearing the cruelty of Mir Muradbeg, at Koondoos, I delivered at Cabul all my luggage to the caravan ready to set out for Balkh; and dressed in the costume of the Affghan people, I proceeded incognito, accompanied by ten men, some of them my own servants, and some belonging to the Nawaub. My guide was the old grey-beard, Kheiat, the same who conducted Alexander Burnes and Dr. Gerard to Bokhara.

We left Cabul in November; it was excessively cold, and we lost, during a heavy fall of snow and a strong wind, on the highest summits of Mount Caucasus, two of our people, but we happily met with them again at Bamian. The ill-repute to which my opening the tombs had given origin, preceded me. The Affghans and Hozaras hunted after us, when they ascertained who I was. Arrived at Bamian, we got a room in the fortress, by presenting the letters of recommendation which Dost Mahomed and the Nawaub had given us; but they frightened us, by saying that there were robbers in the environs, and on our road. Yet they promised to give us an escort, on account of which we were detained until the next day, as the equipment of our escort required some delay. Meanwhile, orders were given in the fortress of Akrabad to surprise and rob us in the mountains. It was fortunate for us that a part of the garrison of the fortress was absent, and those soldiers who were present had not their muskets in order, consequently, they were unable to contend with us. Neither would it have been an easy matter for them to defeat us, provided as we were with good arms, and determined to oppose any attack. The soldiers themselves were aware of this circumstance, consequently, they thought it more advisable to allure us into the fortress, and plunder us during the night, and I there experienced the truth of the saying, "Man must not despair in misfortune, neither be proud when in prosperity." I patiently allowed my hands to be secured, whilst I kept a small double-barrelled pistol loaded, in one of my high boots. At a favorable moment, my guide, Kafleh Bashi Kheiat, tried to liberate me, for which he received a sabre-stroke on his thick fur, happily, however, without being wounded. The robbers thought we had a great quantity of gold and silver concealed, and demanded 1,000 rupees for my ransom; but a man of the Nawaub's, to whose care I was committed, effected my release for four pounds of rice, which was weighed in their presence. The fact was, that this set of robbers were urged on by their hunger as well as by their want of money. After having given them all I had in my possession, their chief was reconciled. Laying one hand on

the Koran, he produced with the other the order that had been issued for having me plundered, which was from the Governor of Bamian; all the things which were taken from me were enumerated. On my arrival on the other side of the mountain, I immediately dispatched a man with letters to the Nawaub, in which I described the ill-treatment I had sustained. I was afterwards informed that the Nawaub had reprimanded his brother Dost, and that the Governor of Bamian was removed from his post, all my things being returned to General Avitabile, from whom I received them. Had I, in my first excitement, opposed them, and fired at them, I should have been murdered.

At Holm I was recognised in the court-yard of the receiver of the customs, notwithstanding my Affghan costume, and though still on horseback, I was requested to alight there and take up my quarters. There is no doubt that I was betrayed by my own attendants, especially by Kheiat, who feared he would be punished when the caravan, which was coming behind us, should arrive, and give information of his having been my guide, and his passing me secretly through that country. The receiver of the customs instantly dispatched a man to Koondoos, where his superior officer, Utmaram, a Hindoo, minister to Emeer-Murad-Beg, resided. When informed of this circumstance, I sent off one of my attendants with the letter of recommendation which the Nawaub Djubber-Khan had addressed to Utmaram, in which he recommended him to take care of my person, or else he would destroy his property at Peshawur. This letter made such an impression on the minister, that the receiver of the customs received an order to forward me instantly and secretly, by an escort, to the frontier; fearing that if the Emeer-Murad-Beg should learn that I was there, he might insist upon my coming to Koondoos, and keep me there a prisoner. Thus I arrived safely at Balkh, where I waited for the caravan with my luggage; and the winter being very severe, I ordered a pair of kadjevahs. These are large baskets, which are placed on the camels, the interior of which being lined with woollen rugs, they prove to the traveller, who is accustomed to cower down, or sit with outstretched

legs, a very comfortable contrivance. During two days, while we stopped on our way on the left bank of the Amoo (Oxus river), I did not stir from this warm abode; for the kadjevahs are ample enough to allow one to keep in them a charcoal fire, as also to perform the required necessities; and the weather was rather disagreeable; rain, wind and snow varying alternately. Thirty pairs of similar kadjevahs, ranged in a square, formed a large yard. Several of them were filled with slaves (Persians and Ilozarahs). In my neighbourhood there was one in which there were four little girls; but as they were carefully watched, it was difficult to get a sight of them; they were going to Bokhara, to be sold there.

The Nawaub had made me a present of two ponies, called chargoosh (*i.e.*, four-eared, because of their ears having been slit); and they were of great use to me in the Desert from Cabul to Russia. They instinctively dig up the roots below the snow for food.

On my arrival at Bokhara, I delivered the letter of recommendation which I had from the Nawaub, addressed to the minister Hoshbegi. His first inquiry was, whether I knew Jussuff Wolff and Alexander Burnes? "Wolff," continued he, "was a very good-hearted man; but as for Burnes, he was a deceiver, because he told me, up to the last moment, that his intention was to go to England, *viâ* Russia, whereas he returned to Hindostan, *viâ* Khiva." He was convinced that Burnes was a spy, and asked me if I would act as he had done. I was told that there were 600 Russian slaves at Bokhara, most of them fishermen from the Caspian sea, or prisoners from the frontier. During my four months' stay at Bokhara, a Russian spy, Monsieur D—, was also there, whom the governor of Orenburg had sent with presents to the government, and who, although a Frenchman, imitated the musselmans so well, as not to be recognised as an European, for he knew both the Arabic and Persian languages; but the Nogais (Tartarian musselmans, under Russian protection) informed against him, and urged his being decapitated, lest he should inform against them for having transgressed the ukase, according to which, no Russian subject was allowed to go

to Bokhara. They availed themselves of the opportunity, and accused him of the crime of being a heretic, who had visited all the sacred places of devout musselmans; they asserted also that he was in possession of a diploma obtained from the Ulemas (learned, literary men) in Bokhara, for converting the musselmans living in Russia. Hoshbegi examined the diploma in my presence, and stated that it contained nothing more than the assertion that D—— had undergone a severe examination in the Arabic language, to the satisfaction of his examiners: thus he was acquitted; but his accusers caused him to be brought before the Emir, when he and his diploma were again examined, with, however, the same result.

A short time before my departure, Hoshbegi requested me, by the bread and salt which I had eaten in his house, to write to him from Russia, informing him whether this *eldjee* (ambassador) was a christian or a musselman. I was of opinion that it could be easily ascertained, even at Bokhara, by examining his body; besides that, his light hair indicated that he was not an Arab. The minister probably did not like to urge the matter any further, because Monsieur D. had brought him some valuable presents. When I entered Bokhara, I was forbidden to write; and I did not transgress that prohibition. It is probable that the Englishmen who came shortly after my departure to Bokhara (Colonel Stoddart and Captain Conolly) acted otherwise, which led to the discovery of their being spies, on account of which they were beheaded. Dr. Wolff, whose acquaintance I made at Lahore, and whom I saw last year in England (at the Isle Brewery, near Taunton), told me that these two Englishmen had been taken as spies and convicted, and that it was Ubd-ool-Sumet Khan, a Persian rogue, who informed against them, and afterwards caused Hoshbegi to be beheaded; and who, eventually, was himself decapitated.

In consideration of my attendance on the various patients, I obtained, by order of the minister, permission to pass on horseback through all the bazaars of the holy city, accompanied by a servant of his. Nevertheless, I observed many fanatic students plotting against me, on whom I had my revenge, although not

intentionally. I am sorry to say that a student of the high college died in consequence of an operation performed by me. My enemies, however, could do me no harm, as I had effected several important cures, among which was that of the Emir himself, whom I recovered from a gastric-bilious fever. The unfortunate operation was the extraction of a stone from the bladder; and the proverb is true, which says—“*Non est in medico semper relevelur ut aeger, interdum docta plus valet arte malum.*” I had a presentiment on that occasion that I should not succeed in the operation; the patient was already so weakened and enervated, that I felt no wish to operate on him, and yielded only to the request of the minister, who told me that the student was about to kill himself in despair, in case I persisted in my refusal. To secure myself from reproach, should the operation happen to fail, I caused a document to be drawn up, with the signatures of the patient and his brother, declaring me not be responsible for the result of the operation, as I undertook it only because they insisted on my doing so. This document was legalised by the seals of the emir, minister, and judge. I performed the operation in the presence of several witnesses, whom I invited for the purpose, among whom there were several hakims. The extraction of the stone was performed in one of the apartments of the high college. Fortunately I used the apparatus altus, or I should certainly not have been able to extract it. The patient behaved very quietly during the operation, which was more than I had expected, and said nothing but “Ya Allah! Ya Allah!” (O God! O God!) To my grief, and to the surprise of all present, the stone was found to be immoveable, having grown into the substance of the bladder, in such a manner that I have never seen or heard of a similar case. The reader may imagine the difficulty, when, while such operations usually occupy only two or three minutes, I was fully five and twenty minutes engaged in loosening with the fingers of both hands the stone, which had upwards of twenty points, every one of which resembled a thick apple-stalk, half-an-inch long. The size of the calculus, however, did not surpass that of a hen’s egg, and it was as white

as crystallized sugar; an engraving of it may be found in the second volume.

I instantly sent the stone to the minister Hoshbegi, at the fortress of Registan, with the melancholy assurance, that to heal the wound was impossible. In the meanwhile, I availed myself of the opportunity to request from the minister some genuine Persian mumiai, this remedy being considered in the Arabic *Materia Medica* a specific against wounds and fractured bones. I administered one grain to the patient daily. After a few days had elapsed, he began to have an appetite. The minister, who took great interest in the case, sent twice a-day to inquire about the state of the student; and on hearing of this false sign of recovery, he said that my fears about the restoration of my patient were certainly groundless. "Would to God," replied I, "that my prognostic may turn out false, and that I may be obliged to owe the restoration of the patient to your mumiai;" but up to this moment all the operations that I had performed, when the stone was but slightly attached to the bladder, had always failed; and in such cases, mortification ensues, generally on the fourth day after the operation, which puts an end to the sufferings of the patient. He took his leave, uttering the consoling words, "Trust and rely on God," which I indeed did; for in sixteen days after, the unfortunate student died of weakness and exhaustion, the bladder being perforated like a sieve, and thus defying surgical and medical art. Feeling the approach of death, he thanked both me and his brother for our attendance, declaring that his early death (he was about twenty years of age) was not the consequence of the inefficiency of the medical art, but the fulfilment of the inscrutable will and decree of God, the Ruler of all beings!

Hoshbegi was in one and the same person, Wuzeer, Receiver of the Customs, Druggist and Hakim to the Emir. Like all the literary men in the East, he not only possessed medical knowledge, but he was likewise the confidential friend of his princely highness. He was also charged with the preparation of the victuals for the Emir, who was somewhat over



twenty years of age. All dishes, before they are placed on the table of the prince, must be tasted by Hoshbegi, in the kitchen; he puts them afterwards in a locked basket, of which he and the emir only have the keys.

The emir having taken the above-mentioned bilious fever, I was introduced to him by Hoshbegi. I administered the usual emetic, which had a good effect, and Hoshbegi requested the recipe of it. He asked me also for some tartar-emetic, quinine (with which last he was acquainted through Dr. Gerard), and phosphorus, the latter for his recreation.

Among the many patients I had to attend during my stay at Bokhara, was one affected with asthma, whom I was ordered by the emir to cure, as he was a relation of his own, and the recovery of whom produced some sensation. This man was troubled upwards of twenty years with a spasmodic and periodic asthma; he was already very weak and exhausted, yet I succeeded in curing him.

Hoshbegi was very much pleased with my information, and was anxious for instruction, so we passed many hours in conversation. A short time after the death of the aforesaid student, he asked me how the stone is produced in man; this I explained to him clearly. At this time, the Emirakhoor (chief groom) gave me two stones from a horse, each the size of a goose egg, which had been ejected, along with the excrement, in the interval of a year, and which probably had been formed in the stomach or intestines. I remember relating an anecdote to him on that occasion, which I venture to introduce here, it having very much pleased Hoshbegi. A mother on the Lebanon, whose boy I operated on, told me she well knew the cause of the formation of the stone in the body of her son George. I begged her to tell me her opinion, and she went on saying: "My husband, who is a butcher, is addicted to drink; he departed for the fair twelve years ago, when I was nursing George. His intention was to buy some oxen, and he took a large sum of money with him, of which he was robbed while in a state of intoxication. When I heard this, continued the woman, it made

a very serious impression on me, and I suppose that my baby was also affected with my grief, as I observed on that very day he was unable to pass his urine, in spite of all his exertions, until he was relieved by suction. From that time he enjoyed good health for several months, yet this stoppage came on periodically, that is to say, as often as the stone obstructed the urethra, on which occasion he used to rub the part, stamp with his feet, and cry for help." After this relation she begged my pardon, adding, "one ought to conceal nothing from the doctor. Yet," continued she, "I have still one circumstance to communicate to you; previously to the operation, my child had the bad habit of wetting the bed; but he has never done so since."

In the present state of medical knowledge, it is impossible to assert whether the cause of the production of stony concretions be connected with the sensations of the nurse, or whether other circumstances co-operate, as we find such concretions in different parts of the body, not only in the urethra, urine-bladder, kidneys, and the gall-organs, but also in the stomach and intestines of horses, oxen, goats, &c., as just mentioned. But there is no doubt that they are substances of the animal body. We have in ourselves different mineral substances, and a sickly habit causes them to accumulate. I once found five tolerably large stones pressed in the neck of a bladder to such a degree, that I cannot conceive how the man was able to void one drop of urine. Several cases occurred to me, in which, a few years after the stone had been extracted, new ones accumulated, because the origin of the disease was not eradicated; and I recommend every operator to combine an internal with an external treatment, the extraction or the crushing of the stone being nothing but a palliative.

At Bokhara, I found that the guinea-worm (*Dracunculus*) occurred very frequently. At Cabul, I saw a strange case of this kind, in which a merchant had drunk the water from which it originates a year previously at Bombay. The worm was at the hollow of the knee. Upon its appearing and being pulled,

it broke, and the knee was very much inflamed and swollen. Feeling an accumulation of matter, I made an incision, upon which it began to flow. I kept the wound open for several days, and ordered the swollen parts to be embrocated with wax-oil, and in a few days it was entirely healed. In a severe swelling of the testicles, which was the consequence of an external injury, the same remedy proved efficacious.

Oil distilled from wax (*cerelæum*) is employed by the native physicians of the East in various diseases, especially in paralysis, contractions, swellings, wounds, itching, impotence, colds and cholera-morbus. The embrocations are generally performed in the rays of the sun. In cholera-morbus, they drink hot broth afterwards; hot bricks are enveloped in rugs and applied to the soles of the feet, they are then covered with woollen-sheets over the head, to produce perspiration. In similar cases, the Bokharians administer a *Turcoman-sudorific remedy*, with which a native physician assured me he had cured many cholera patients. The medicament is as cheap as it is simple, and should be used in case no other can be obtained at the moment. They procure a quantity of wheaten bran, sift it seven times, and as many times wash it superficially, then rub it in water with the fingers and strain it; the strained water is simmered until reduced to one-half, to which they add some garlic and almond oil, and it is then drunk lukewarm. The garlic serves, as the physician told me, to drive away the evil spirits. The physicians of Europe may learn by this what remedies ought to be employed when patients are haunted by evil spirits, a thing which occurs occasionally in the case of ladies. The same doctor also informed me by what means they got rid of the cholera at Bokhara. A procession was arranged, during which they buried in the middle of the city a new horse-hide, which is easily procured there; as the inhabitants of Bokhara eat more horse-flesh than any other kind of meat, and which is probably the cause of this odd idea. The Affghans have also a peculiar method of curing nervous fevers. They envelop the patient in the skin of a newly-killed animal (goat or sheep), in which he falls into a perspiration, and

in this state he is left for a whole night. A decoction of bran is also said to be a good sudorific, but considered as a mild one, and is not generally in use.

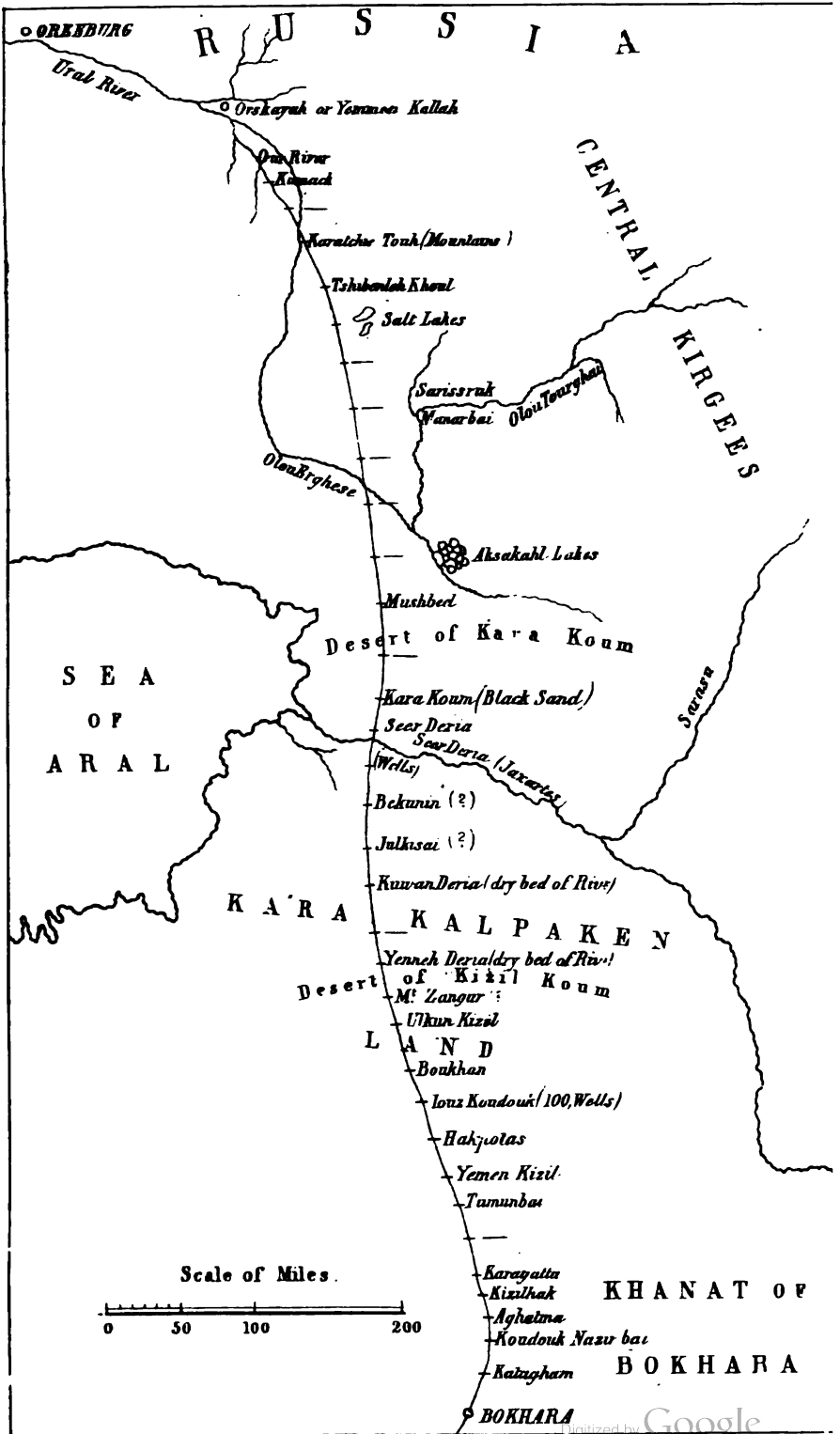
To cure the guinea-worm, the natives of the East make use of many curious remedies, which will be found in the second volume.

At Bokhara, I met two unfortunate Armenians from Astrakhan, who requested me to use my influence in their behalf. Three years previously, when Count Suchtelen was Governor of Orenburg, they had laid claim to a considerable sum due to them as their legal portion of an inheritance at Bokhara; to which place they received letters of recommendation from the governor, and were sent thither to urge their claims, with directions, should they not succeed, to return to Orenburg, and the Russian government would assist them. On their arrival there, the settlement of their affairs presented some difficulty, as the government had confiscated the legacy, under various pretexs. The two heirs—who, in their endeavours to obtain their property, seemed not to have lost all hope, in spite of the evasive promises they had for many years received—thought it requisite to use their utmost energies to get their rights at last; for which purpose they solicited my assistance, representing to me their awkward situation, and saying that the Russian ambassador, who had recently arrived, refused to interfere, but by my influence they hoped to obtain a happy result. I could not reject their application, and by so much the more, as I was informed that the Russian government was desirous to negociate for the liberty of its subjects then in slavery at Bokhara. These two Armenians were indeed in a state worse than slavery, because they were not accidentally flung on this territory, but were sent hither to obtain their rights. I resolved therefore to interfere for them. I felt myself, in fact, compelled, to do so; for had I refused my assistance, the poor men would have been detained, in consequence of the heavy debts they had contracted during their three years' stay at Bokhara. I accordingly addressed myself in this affair to Hoshbegi, begging him to take pity on these men,

and to interfere in their behalf. He received myself and my petition very kindly, but appeared little disposed to do anything for the younger of the supplicants, as he had uttered some threatening words when asking for justice; and he added, "they may plead their cause before the tribunal." But the judges refused to listen to their petition, alleging—first, that they had not appeared to make their claims immediately after the death of the testator; secondly, that those who appeared as heirs, being Russian subjects, could not be considered as legal claimants, but were reckoned among Christian sects, and treated as heretics; and, thirdly, that the whole legacy being the result of a trade not tolerated in the Koran, *i. e.*, wine, it ought to have been confiscated, as it really was. I solicited Hoshbegi to permit me to pay the debts of these poor men, and to take them with me to their home in Russia. This I obtained without any difficulty, so I liquidated their debts, and took them with me, accompanying the caravan with which the Russian ambassador also set out for that country. The most costly thing I carried with me from Bokhara, was a very beautiful horse, of a breed called *argomak*. This horse, the beauty of which was admired by every connoisseur, was provided with all its appurtenances; such as a silver bridle, a Bokharian saddle, a richly-adorned caparison, &c. This noble animal was a stallion four years old. I destined it as a present for his Majesty the late Emperor of Austria, Francis I., with a view to its serving as a riding-horse and a sire. I ventured to do this as an Austrian subject, and after an absence of twenty years, to manifest my loyalty and faithfulness to my monarch. My wish to perform this act of duty in the proper costume, was the cause of my appearing habited as a native of Bokhara, in the years 1834, 1835, and 1836, when travelling through Europe.

The journey from Bokhara to Russia, which I performed in thirty-five stations, was one of the most pleasant I ever had in the whole course of my travels, as no impediments from the elements, or other disastrous occurrences, happened during the route; yet, to make good the proverb of Solomon—"There exists nothing

perfect in this sublunary world," we had a little episode, which I will here relate. Passing the river, Sir—known in antiquity under the name of Jaxartes—we arrived at a custom station, where they demanded an enormous toll, which we had not any right whatever to pay. An awful quarrel arose, and we were about preparing for a fight, when our antagonists, perceiving our arms, began to feel a little more respect for us; they still, however, continued to make a noise and to vociferate, and made fire-signals for their brethren in the desert to hasten to their assistance. But the affair was soon settled, and we went on our way without any further molestation. With regard to mercantile interests, I must here add, that among the products and manufactures, native and foreign, of Bokhara, are lamb-skins, dyed linen, horses, indigo, Cashmere shawls, &c. Respecting indigo, I may observe that it was most impure stuff, for I observed that one-half of it was nothing but particles of clay, in the same shape as it is brought by the Loanis from Dhera-Ghasi-Khan, Moultan and Bhawulpore. How much might be saved in the carriage, and in duty at the custom-houses, if the indigo were purified previous to exportation! We were almost induced to take with us a great quantity of sarsaparilla from the desert, but I soon recognised it to be a mere substitute for the real article. Among other objects which attracted my attention in the desert, connected with scientific knowledge, was the kumiss (fermented mare's-milk), a favourite beverage with the Kirgis, and also with the inhabitants of the Russian boundaries. I could give a great many proofs that the kumiss is a very wholesome and nutritious beverage. It may suffice to mention here, that the governor of Orenburg returned at that time from the Ural Mountains, where he had used the kumiss as a cure with great benefit. I may observe also, that it is introduced at the tables of the nobility at Orenburg and several other places. It was especially drunk by weak persons and children, as a wholesome potion. Kumiss is a palatable and intoxicating drink, it being produced by fermentation, and consequently spirituous. They prepare it by pouring the mare's-milk into







seasoned goat-skins, which are continually tossed about until it begins to ferment. According to the opinion of the Kirgises, the kumiss is better when the milk is procured from mares of different colours. The fresher it is, the better for the health. To give the reader a slight synopsis of my journey from Bokhara to Russia, a little map, on which the thirty-five stations are traced, is annexed.

On my arrival at Orenburg, I was greatly delighted to meet with several German generals, who were in the Russian service, and also German physicians. The deep impression which this meeting made upon me, can only be conceived by those who, like me, had for several years been deprived of all intercourse with their countrymen. But that enthusiasm was increased still more, when I was told that a new mode of curing diseases had been discovered, diametrically opposite to that which had hitherto been followed.

Who will blame me for having this irresistible and ardent desire to see Europe once more? Providence had appeared to yield me an opportunity of extending the horizon of my knowledge, for the benefit of mankind; and the same internal voice which twenty years before had induced me to abandon my friends, my relatives and my dear native country, admonished me also to renounce the favor of a powerful ruler, the prospects of becoming powerful myself, and the influence by means of which I could enjoy the most splendid ease, in order to be instrumental in introducing a hitherto unknown healing system.

From Orenburg I continued my journey by post over Kazan to Nishni-Nowgorod, and I arrived, without any material accidents, at the latter city. It was just the time of the fair, to which people from the nearest and remotest countries were flocking, to purchase and sell their merchandise. Provided as I was with cash, I lent a willing ear to some friends, who, from their local knowledge, advised me not to take ready money with me, but to buy sable skins. They gave me this advice, as sables would not increase the bulk of my luggage like other merchandise, and added that the skins could be

disposed of with considerable profit. For that purpose, I called on one of the principal houses which dealt in sable skins, where I had the opportunity of making the personal acquaintance of the governor of the place, whom I met by accident. I made a bargain in his presence, the merchant engaging to be content with a profit of ten per cent. This induced me to purchase to a considerable amount, which I immediately paid, after having received the goods. During these transactions, the governor asked my interpreter who I was, whence I came, and whither I was going. Having got satisfactory information, and having learned at the same time that I was in possession of a beautiful horse of the finest breed, he requested me to show it to him when it arrived. When I left the merchant, my interpreter told me that the sable-dealer wished that none should be acquainted with our arrangements, and that he would send me, the following morning, a man who knew well how the skins ought to be packed. This circumstance created in my mind a suspicion of his dishonesty. To ascertain the fact, I went early on the following morning to a merchant whom I knew, and communicated to him my impression. After having examined the skins, he declared there was not a doubt about my having been cheated by the dealer, and he himself offered to supply me with the same quality of article for half the price which I had paid. He advised me to go instantly to the merchant, and propose to him either to add a portion more of sables, or that I would make him a present of the ten per cent., and he should take back his goods, and return me my money. But he was not willing to yield to either one or the other, so I could only follow the advice of my friends, and inform the police of the fraud, in order to get back my money. Whilst at the police-office, I was, to my surprise, arrested by an order of the governor, and taken before him. The first inquiry he made was about my passport; I produced it, and after a strict examination of its contents, he began to question me, why I had let seven days pass without having presented it to the legal authorities? I simply replied, that living in a public

hotel, where no one asked me for it, I thought such a course unnecessary. This reply seemed unsatisfactory to the governor. He dwelt upon the fact, that as I knew fourteen different languages, I ought to be acquainted with the Russian, for I was then conversing with him in French; he also said that as I had asserted I was an European Christian, clad in oriental costume, I must enter the category of spies, especially as I had been audacious enough to attempt to injure one of the most respectable mercantile-houses, by casting a blemish on its character, and for which he would himself be security. I was led back again to the police-office as a prisoner, where I was detained from nine o'clock in the morning till three in the afternoon, without their offering me so much as a seat. Meanwhile a police-officer was dispatched to the hotel, where my room was opened, and everything rummaged, but they could find nothing suspicious. Whilst they were thus engaged in the examination of my effects, my horse arrived, and was put in the stable. When the police officer saw my horse, he came to me and pressed me to sell it to him, but I declared that having destined it as a present to my legitimate sovereign, I would not sell it for any price. At three o'clock, I was informed that the passport which they gave me at Orenburg, and which ought to have been sufficient to convey me to my native country, must remain at the police-office, and instead of that, I was to receive an official certificate, with which I was ordered to depart for Moscow within twenty-four hours. After having left the police-office, I waited on some of my German friends, who pressed me to leave Nishni-Nowgorod as soon as possible, as a rumor was current that the emperor had arrived at Moscow, and that post-horses had already been ordered to bring him to Nowgorod; so that the greatest danger menaced me, namely, being shut up in a dungeon, to prevent my making complaints to the monarch. These friends accompanied me to my hotel; but how great was our astonishment on seeing the door of my room open, and a part of my effects stolen! But that astonishment reached its height when, on going into the stable to speak to the groom,

we found him absent, and the horse bleeding, and on a closer examination, saw that the tendons of his legs had been cut across. It was quite natural that the suspicion of the theft and mutilation of the horse could only fall on the absent groom, and as his immediate capture was impossible, I was obliged to arrest the Bokharian merchant who was security for him. I addressed myself to the police-officer, who was instructed by my friends, and who came in person to make an inspection at the hotel. After the imprisonment of the Bokharian, the groom, who had escaped, came of himself to take the place of the captive. It being impossible now to take the horse with me, I sold him for a mere trifle to one of my friends, an Englishman, Mr. Strubing, who bought him for a sire, and who was so kind as to take upon himself to manage my affairs, for which I gave him full power, and a document was drawn on stamped paper, in the presence of the official authorities. Soon after my arrival at Moscow, I received a letter from Mr. Strubing, informing me that my groom had been released immediately after my departure, without any further process. The merchant, M. Lomoff, with whom I transacted the business of the sable skins at Nowgorod, having been a citizen resident at Moscow, I thought it but right to lay the case before his Excellency Prince Galitzin, Governor of Moscow. But great was my astonishment at my unfriendly reception by the prince, who said he had not the best opinion of my character, on account of the bad reports which had reached him. I met with the same fate at Count Benkendorf's, on whom I called when he was there with the suite of the Emperor. It is impossible to conceive the difficulties I had to struggle with in getting a passport for the continuation of my journey to St. Petersburg, as they had retained mine at Nowgorod.

As I was naturally extremely desirous to restore my injured reputation, I required that a commercial jury should be summoned to decide between me and Lomoff. Several months passed away fruitlessly, but at last that jury, consisting of two Russians, two Germans, and two Greek merchants dealing in

furs, decided the matter in my favor. Lonioff would have been obliged to return the money had he not in the interval become bankrupt, but one of his relatives received the skins and paid me a part of the amount. During the settlement of the above transaction, I made an excursion to St. Petersburg, of which city I had heard so much, and what I saw there exceeded my expectations. I will not mention the delightful situation of this city, nor speak of its magnificent palaces, churches, and public buildings; neither will I depict the imposing aspect of the majestic-flowing waters of the Neva; nor describe the various other external objects which have already been painted by others. I will only mention one particular circumstance, which rendered my stay in the metropolis, although for a very short time, most agreeable. It was the kind reception I met with among all classes of the inhabitants, from the highest to the lowest; especially among the former. I still retain in my memory one angel-like image, which appeared to me in the person of the Grand Duchess Helena. This intellectual and illustrious lady invited me to call on her, when she heard of my arrival, because she had been informed that I had seen at Lahore Victor Jaquemont, whose correspondence she was then reading. Her Imperial Highness conversed with me about different matters for two hours. She inquired principally about Cabul, Bokhara, and India, their political, physical and moral condition, and even the minutest particulars concerning those countries. Neither can I omit here to mention one circumstance, trifling as it is, for which I feel myself grateful even now. When I was on the following day on my way to see the Mint, as my oriental costume made me known everywhere, when I met the carriage of the Grand Duchess, that noble lady saluted me very kindly the instant she perceived me.

Being a native of Kronstadt in Transylvania, I thought it but right while in the vicinity of the Russian town of the same name, to visit it, a desire which must be excused, as that place enjoys a reputation for its nautical importance; but it happens very often during life that difficulties oppose our plans, and thus it was

this time with me. I was to have gone there by steamer early in the morning, but a thick fog hovering in the atmosphere, rendering it impossible to start at the appointed hour, the crew waited for clearer weather. As it did not change, we departed at nine o'clock, but not far from the harbour we ran on a sand bank, and were not able to move any further. Happily there appeared an empty steamer coming up the river from Kronstadt, as if sent by Providence to our rescue. We went on board, and proceeded, after a short delay, to the place of our destination. On the steamer there was a respectably dressed young man, who spoke German, and whose behaviour demonstrated him to be of good breeding. After a conversation, in which he learned that my intention was to stay only that day and one night at Kronstadt, he proposed to me, in a very engaging manner, to take up my quarters in his house, an offer which I heartily accepted. On our arrival at Kronstadt, I accompanied him home; but the first sight of his rooms produced in me a very repugnant sensation; for everything in his abode indicated disorder and uncleanness. My displeasure increased still more, when, after a short stay in his hospitable abode, he declared to me that he was ruined, having just lost in three days all his fortune by card-playing at Petersburg. We had not finished our conversation, which took place close to the window that looked into the yard, when on a sudden the gate opened, and a troop of chimney-sweepers rushed in, whom my host informed me were his own servants. I looked for an excuse to leave as soon as possible the house of the chimney-sweeper; and afterwards I was informed that this profession is a very lucrative one in Russia, and that those who follow it are generally rich and respectable men.

Of what further occurred to me after my return to St. Petersburg, I have nothing to relate, for I left the capital immediately after my arrival there, and set off for Moscow. The arrangement of my affairs having now been completed, I felt no stronger desire than that of again seeing my native country. It was in the winter season, and the ground was covered with snow, when

about the middle of November, I left the old and venerable capital of Russia. I had my own carriage, and passed through the governments of Tulai, Orel, Kiew, Volhynia and Bukowina, and also through Czernowitz, Dorna and Bistritz, to Kronstadt, my dear and beloved native town, where I arrived on Christmas-eve, in the year 1834, by the same road on which I had twenty years before left my home, full of lofty ideas, and impelled by my desire to see the Eastern world.

The season during my journey was inconvenient for me, as it would have been for any one in my situation. Although I had no longer to struggle against wild beasts and Arab robbers, yet the severe cold was almost insupportable, and still more so were the vexations and extortions I had everywhere to endure from greedy Polish Jews, and cunning treacherous servants. But even at the moment, when I had already left the Austrian frontier behind me, and fancied I saw my native land, I was near losing my life. It was in the middle of December when I ascended one of those snow-covered Carpathian summits, a short time before sunset. I had alighted from my carriage on account of the steepness of the road, when the vehicle suddenly overturned, and was precipitated down a tremendous precipice, together with the three horses and the coachman, and there they remained all the night long. As for myself, I took refuge in a chardak (cabin where the boundary guards reside), and spent the night there. In the morning, my equipage was brought up by the efforts of the soldiers, with the aid of a great number of oxen, fetched from the neighbouring village. Who could have imagined that the coachman and the horses would have been alive after such a terrible fall? And yet the former was only hurt, and the latter lamed; but the coach was broken, and required repairs.

I cannot conclude this first part of my adventures without giving some account of the deep impression I experienced on treading again the soil of my native country, after an absence of so many years, in which I had had to struggle against so many difficulties. But the feelings of my heart reached their highest

pitch, on entering those rooms in which I had passed my earliest happy age, and not missing either of my dear and beloved parents. My voice faltered, and tears began to flow down my cheeks, when I saw once more, after an absence of twenty years, my father, mother, brothers and sisters, pressed them to my throbbing heart, received their welcome, and felt their kisses. As they were informed of the day of my arrival, they had postponed the christening of my brother's daughter, and fixed it for the moment of my return, in order to heighten the solemnity of that ceremony, and to have me for her godfather. For that purpose, we went that very afternoon to the principal church, in which I had myself been christened, where a multitude of the citizens were already assembled to witness the holy act, the news of my arrival having spread through the town with the rapidity of lightning; some were attracted by curiosity, eager to see me in my extraordinary and splendid oriental costume. I also fancy that many of them were desirous of knowing whether I had lost the fluency with which I formerly spoke the languages of our country (Saxon, German, Hungarian, and Walachian). When they heard me speak them with the same facility as formerly, the interest they took in my person was still further increased. My parents and friends admired my oriental costume so much, that they requested me not to change it; and I yielded to their request, and afterwards visited many of the capitals of Europe in that dress.

I passed the remainder of the season at Kronstadt in the most agreeable manner; after which, I proceeded on my journey towards Vienna, passing through Hungary. Thence, I went to Trieste and Venice, Milan, Genoa, Nice and Marseilles; from this last, I made a short excursion to St. Tropez, to see General Allard's family, from whom I learned that the general had left India and was expected at Bordeaux. I proceeded to that city, and, after a three weeks' stay, I was so fortunate as to meet with the general, who brought me the box containing the antiques which I had forwarded to him from Cabul. I afterwards visited Paris, and came to England, by Calais and Dover. My com-



panion on this journey was my brother, to whose daughter I had stood godfather. His accompanying me was owing to a strange and unfortunate accident which had befallen him.

On the very day on which I wrote to him from Orenburg, announcing my approach towards home, he had lost nearly all his fortune by a destructive fire, through which he was almost reduced to despair. In order to restore him to his former activity, I proposed that he should accompany me on my tour through Europe, which he willingly did.

At Paris, my steps were first directed towards the domicile of the father of Homœopathy, the celebrated Doctor Hahnemann. In Russia, I had been already told of the prodigious effects of his new healing system, and I earnestly desired to learn it at the source itself. The magnanimous old man and his lovely young wife received me in the most friendly manner, and I must not omit to mention, that the open and good-natured Homœopathist made many interesting revelations to me respecting his new method of curing. It was particularly important to me that Hahnemann recommended to me his apothecary at Köthen, Doctor Lehmann.

The voyage from London to Hamburg, which I performed in a steamer, lasted a day longer than ordinary, and was one of the most dreadful and annoying I have ever experienced. We were overtaken by a tempest, by which the vessel was tossed about in such a manner that all the passengers suffered from sea-sickness. If I say that our feelings were those of a person whose bowels are being cut through with sharp knives, the comparison would remain far behind the real fact. At Berlin, I met with an old friend, Doctor Ehrenberg, the naturalist, whom I accompanied many years ago to the ruins of Balbeck; he was in good health, and we conversed about that journey; but Doctor Hemprich, his then travelling companion, had already left this world. According to Hahnemann's advice, I introduced myself, at Köthen, to Doctor Lehmann, from whom I bought a considerable quantity of homœopathic medicines. From Köthen I went to Leipsic, Dresden and Töplitz, at which place was that celebrated congress of the Emperors of Austria and Russia, the King of Prussia, and the most celebrated diplomatists, as also a

great number of the *élite* of the nobility. It may easily be imagined, that on such an occasion there was no lack of festivals and amusements, in which I took some share, as I met with a very kind reception, owing, perhaps, to my oriental costume.

From Töplitz I returned to Kronstadt, my native country, in order to pass the carnival there among my relations. In the spring of the year 1836, I went to Vienna, on particular business, and I stayed there till the autumn. In the summer of the same year, the long-dreaded guest, Cholera, was raging in that capital. I myself felt the first symptoms of that dreadful and destroying epidemic. I had spasms and a diarrhœa; I therefore lost no time in applying my remedies, taking, every half-hour, a homœopathic dose of ipecacuanha. This remedy proved quite efficacious, and I was fortunate enough to be entirely recovered in the space of six hours.

As there are many substitutes for ipecacuanha, I think it not superfluous to mention on this occasion, that it is only the genuine drug that can produce the desired effect. That by which I was restored, was from Doctor Lehmann. The good result which I experienced in myself and others, from adopting the homœopathic system, induced me to extend the practice to a larger circle of patients. For that purpose I chose the capital of the Ottoman empire, which I thought particularly suitable, as it was at no great distance from my native country, and because I was acquainted with the oriental languages, habits and manners. Besides that, my pecuniary circumstances were rather embarrassed, as the reader may be aware, owing to the losses I had sustained in different countries, particularly in Bokhara (by the Armenians) and in Russia (by my sable transactions). To carry out my plan, I petitioned for a passport to Constantinople, which I obtained without any difficulty.

I departed from Vienna, passed through Kronstadt and Bukarest for Gallaz, where I embarked, not as previously at Varna in an open vessel, but in a steamer bound to Constantinople. Contrary to my expectation, the plague was raging there at that time, and the Europeans kept themselves shut up in their houses, far from any contact with the world. Under such circumstances,

I had no alternative but to wait for another opportunity. To do this with more comfort, I hired a small house on the shores of the Bosphorus, in a village situated in the most pleasant part of that country, from which I enjoyed a beautiful prospect. On the very evening of my taking possession of the cottage, I was called to attend a Greek lady living in my neighbourhood, who required my medical assistance. I was told that she had a fever. I found her in bed, complaining of being uneasy and costive, accompanied with a headache, so I ordered her an emollient clyster, which I myself was obliged to administer, as nobody could undertake to do it. But, to my alarm, I was informed on the following morning that she had died during the night of the plague, her husband having preceded her but a few days from the same complaint. The house of the deceased was immediately shut up. At that time the quarantine establishments at Constantinople were still in their original state of organisation, my small house therefore remained free, and luckily it was not infected with the plague. The circumstance of my not being myself affected by it—neither had I conveyed it to my household—induced me to believe that I had not any disposition to be attacked by that pestilential disease. I was also of opinion that the plague was not contagious. In order to have some experience in this matter, I tendered my services at once to the plague-hospital at Pera, where the poor patients were left to their fate, as no medical assistance or any other aid was to be had. Without any authority or permission, I attended them at my own expense. I proceeded, to the satisfaction of all the attendants and patients, to treat the infected according to the homœopathic principle, and my endeavours were mostly crowned with success. All this, effected by the most simple treatment, did not fail to procure me, in a very short time, a great reputation; so that, after the extinction of the plague, and the abolition of all quarantine, I was in great request among the most respectable private families. But, before I proceed to prove the efficacy of the minute doses of homœopathic medicines, I must first speak of a special remedy, which proved very efficacious,

employed as a prophylactic or curative; and, I dare to say, with respect to the plague, it might be considered as a specific.

During my stay at Constantinople I frequently had an opportunity of making the observation that many individuals, especially Armenians, wore a string, to which was attached a bean, called *Strychnos Faba St. Ignatii*, as a preventive against the plague. Having been informed that this bean was acknowledged to be an effective one, I administered it in minute doses, as a medicine, and that with the best success. The particulars will be mentioned in the course of this work.

Among the above-mentioned private houses in which they relied on my medical skill, was that of M. Shabert. The head of this respectable family had been formerly invested with the office of English interpreter.

It is the duty of a physician to have patience when he has occasion to attend old ladies; and thus I must crave the reader's indulgence while I relate what Mrs. Shabert communicated to me. She began thus:—"A young Greek stabbed my son with a stiletto; and, at the moment when he was about to cry out for assistance, the Greek was so malicious as to thrust the weapon into his mouth and cut a blood-vessel, from which a violent bleeding ensued, and it could only be stopped by immediate surgical assistance. He was taken to the consulate, in front of which it happened, and where he was employed. By the application of red-hot iron, the blood was stanchèd; but two or three days subsequently, the bleeding began afresh, and the patient felt exhausted; when the bleeding was renewed for the third time, he became much worse. On the ensuing night, he was restless, and in a state of great perturbation from his dreams. It appeared to him as if his adversary was running towards him, with the stiletto in his grasp. The attendant physicians, thinking this symptom to be the forerunner of another flow of blood, declared the patient's state to be very critical, being persuaded that, upon another bleeding, death was inevitable." In this awful position, the family proposed to the physicians to allow them a trial of homœopathy. They readily consented, in the

hope of meeting with a good opportunity of rendering homœopathy ridiculous, and showing the public the inutility of that system. Mrs. Shabert having finished, her husband requested me to accompany him to the consulate, where his son was then lying, in order that I might cure him. I found the youth very much reduced, but tranquil in mind. His surgeon, a Frenchman, who was present, or rather was waiting for me, told me he had, by a repetition, stanchèd the blood with a red-hot iron and other styptics, but that another bleeding was to be feared as soon as the scab should come from the wound, and as the parents of the patient were anxious to try homœopathy, he consented, and I administered, in his presence, three lilliputian pills of *Aranea diadema* (X<sup>ooo</sup>), and then took my leave. When I called on my patient in the morning, he told me that he had passed a quiet night, that his former physician had already been there, and on hearing that no bleeding had taken place, he had prescribed for him some pills; but he again and again repeated, that he felt no inclination to take them, as he preferred my medicine, which had proved so beneficial. Whilst I was preparing the medicament, the doctor, who was an Italian, came in, and was about to fasten a quarrel on me; but old M. Shabert took him by the arm and led him into another room, from which he disappeared, and I saw him no more. I repeated the medicine for eight days, at the end of which time he was completely recovered. I must observe here, that the *Aranea diadema* was prepared by Doctor Lehmann, at Köthen, whose medicines, as I have already mentioned, were recommended to me by Hahnemann.

What did the surgeon do in the meanwhile? To show that the recovery of the young man was the effect of his treatment, he ordered a dog to be brought from the bazaar, and cut through its crural artery, and then applied his styptic (creosote); but seeing that the wound did not heal, he allowed the dog to escape, and a short time afterwards the animal was found dead in the street.

Another case occurred in the above-mentioned family, with a female, which may serve as an example how small homœopathic

doses not only produce effects, but sometimes cause great and beneficial excitement.

A sister of the young Shabert was troubled for many years with a megrim. This evil was accompanied with a nervous pain in the face, which made itself sensible at intervals of three or four days, in the early part of the day, like a disguised fever. In the moment of one of these paroxysms, I administered to her a dose of pulsatilla; but afterwards she became so much worse, that her husband, Signor Salzani, came to me at ten o'clock at night, in great alarm, to tell me that his wife had become almost mad, and that they had to use great efforts to prevent her from throwing herself out of the window. But this was her last paroxysm, at least she had no more during my stay at Constantinople. The dose of pulsatilla which I administered to her, was one drop of the third dilution on a lump of sugar; the tincture I had brought with me from Vienna.

At that period, the Prince Abdool Mesjeet (now Sultan) fell dangerously sick, and I was told that his royal father had dismissed all the physicians, English, French, Greek and Turk, on account of their unsuccessful treatment, and that my reputation and fortune would be established if I succeeded in curing him. I replied that my rule was—“*Noli accedere, nisi vocatus,*” adding, that only on the request of the Sultan would I undertake to attend the royal prince; his majesty, however, was fortunate enough to find a physician who performed the cure in a few days. The Sultan ordered those doctors who had attended his son formerly, to make their appearance again in the seraglio, and presented him to them, asking whether they thought he was perfectly recovered. They expressed their astonishment at this unexpected and sudden recovery, and wished much to see that miraculous doctor, who had performed such a cure, in so short a time. The Sultan opened the door of a side room, out of which there issued an Armenian lady, in Turkish costume, whom he presented to them, smiling, as the miraculous doctor to whom his son owed his recovery, to the shame of the assembled doctors. To bestow on her greater honor, he ordered it to be publicly

declared in all the Christian churches, that Mariam Khatoon (Lady Mary) had saved the life of the royal Prince, and was the only person who could cure the *gelinjik*, that being the Turkish term, derived from *gelin*, bride, and means the bride's disease. In Greek it is called *nymphixse*; it is a kind of *cachexia*, or *hydrops alba*. The royal Prince caught it in consequence of the measles, and they were in fear for his life, as his younger brother had died of the measles, having been improperly treated and bled during the disease.

As to the treatment which the Armenian lady employed, the following fact, which I insert, was generally rumored:—she placed the Prince in a heated oven (tandoor), which caused a profuse perspiration; after that, she fumigated him with the burning flesh of a weazel, also called *nymphixse*, and his body was rubbed with oil. Besides this external treatment, she administered to him some medicines, of which the following three substances were the chief ingredients—amberggris, cochineal insects, and earth-worms. She ordered the Prince to observe a very strict regimen, not permitting him meat, or even broth, only light digestible fish (*gelinjik balugi*), because of its name being like that of the disease. This disease occurring frequently in the capital, and weasel flesh being a costly thing, the druggists there sell it dried. There are many Christian women, Greeks and Armenians, at Constantinople, practising the cure of that malady, the principal remedy for which, I am told, is *Album Græcum* (white dung of dogs). It is a question whether *phosphate of lime* might not take the place of that disgusting remedy, as it consists of nearly the same substances. That disease is said to occur in consequence of wrongly-treated acute eruptions, especially the measles, or in consequence of sudden fright or excessive fatigue: it gradually increases in virulence. It is to be recognised by a pulsation behind the ears and other parts; the pulse on the wrist is felt more up the arm than usual; the eyes and feet are swollen; the lips are pale; asthma is felt in walking, with weakness in the knees; finally, a slow consuming fever follows, which is succeeded by death.

I remained only two years at Constantinople, from the autumn of 1836 to that of 1838. During that time, my homœopathic practice was extensive, as there were only myself and the private physician to the Russian ambassador who practised the new system; and it was so lucrative that I had no idea of leaving that place so soon, still less of returning to Lahore, until I learned from the Austrian internuncio, Baron Stürmer, who was in quarantine at Malta, and who had met with General Ventura, that the maharajah had ordered the general to make inquiries for me in Europe, and to persuade me to go back to Lahore. Accordingly, the general invited me to accompany him thither, after the expiration of his leave of absence in the autumn. I yielded to this invitation, and went in company with the general from Alexandria to Bombay, whence he proceeded alone, with the utmost speed, to Lahore, as Runjeet Sing was dangerously ill, and as at that time the English were preparing to place the Shah Soojah on the throne of Cabul.

General Ventura was accompanied by a shawl merchant, named Monsieur Le Bœuf, and a captain of cavalry, M. Mouton, with his lady. These three persons the general requested me to accompany to Lahore, as they were unable to speak Hindostanee.

At Bombay we went on board a native vessel, and sailed to Gogo, and thence we continued our way, partly in carriages, partly on camels. Among our fellow travellers there were some native shawl merchants from Umritsir. We took the shortest road, through Palee, Ajmir, Hansi and Loodiana. We were hardly two days' journey from Gogo, when we were overtaken by two English captains, who had been ordered to examine our papers; for they looked upon us as if we were Russian spies. At Palee the plague was raging, as it had then been for the last three years. Previous to our arrival there, we passed a very pleasant evening with the family of an English captain. On this occasion I made the acquaintance of an English physician, Dr. Keir, who informed me that the English physicians in India do not agree in their views respecting the plague at Palee: for some of them consider the disease to be a



pestilential fever peculiar to India, while others declare it to be the same plague that was so common in the East, and especially in Turkey and Egypt. He told me he would be very glad if I would write to him my opinion about it, should I on my journey observe the disease, as he considered it might be of great importance both to himself and to science, because I had had so much opportunity for studying the nature of the plague at Constantinople, adding that he intended to publish my report.

About noon we arrived at the infected Palee, where we ordered our tents to be pitched near to the large marsh, opposite to which the town lies. The first sight which presented itself to our eyes was the funeral trains of several of the inhabitants. After dinner, at two o'clock, I repaired to the governor, who was a Hindoo, and told him I was a traveller and a physician, and that I wished to see a few infected persons, and administer to them my medicines gratis, if he would kindly send some one to accompany me. He received me very affably, and yielded to my request. The man who accompanied me had not the trouble to escort me far, as in the very next house there were several patients, some of whom had only a short time to live. At these visits I neglected no circumspection and precaution. I never entered a house, but caused the patients to be brought before the door, where I examined them, writing down their names and their statements, and administering to them the remedies, and I departed without having touched any of them. The aspect of the town itself offered a sad spectacle: only now and then I met with a human being: the bazaars and shops were closed; they told me that the greater part of the inhabitants had either died, or left the town; and numbers of houses were quite deserted. The infected died in general on the third or fourth day; and scarcely one among twenty recovered. I saw carbuncles, buboes, bleeding at the nose—in one word all that I had seen in the hospital at Constantinople. I no longer, therefore, doubted that the disease was a most virulent plague. It is true, that it was not the plague of Turkey, Arabia or Egypt, but one peculiar to India; Palee being a province of that part

of Asia. At four o'clock the same afternoon I returned to our tent, and retired to rest at the ordinary time, in the enjoyment of the best of health; and I should have slept longer than usual, if Madame Mouton had not come to awake me, and announce that the camels were ready for our departure. The moment I began to rise, I felt a pain in my groin; and a presentiment of having been infected with the plague, caused a rush of blood towards my heart, so that I had the feeling of one who had been stabbed with a dagger. The pain in the groin, the fever and my anxiety increased rapidly; and it was with difficulty that I moved a few steps, in order to examine the painful part, upon which I discovered some buboes, the size of peas. I felt a burning pain, so I placed myself in the kajaweh (basket) on my camel, and we departed. The station we had to reach was five miles distant; the reason why we made so short a journey was, that our only object was to quit the region of the plague, and even now I look upon it as fortunate that I was removed to a place where the healthy air probably aided the effect of the medicine which I had taken. As soon as we arrived at our station, I took some of the small pills of the above-mentioned Strychnos Faba St. Ignatii. Although Palee alone was infected by the plague, still the inhabitants of the village did not allow us to enter it; they, however, brought us all we were in want of, and took the money from our hands without any scruple. During my scientific excursion to Palee, my fellow-travellers had shot some ducks on the marshes, and these were prepared for our lunch. I was invited to partake of the repast, but did not feel any inclination to eat, as I was burning with fever, and my pain was almost insupportable; but not to cause suspicion, I took my place at the table, and the bits which I conveyed with one hand to my mouth, I transferred with the other to the napkin; this I performed with the skill of an adept. After dinner, I repeated the dose of the same medicine, laid down, and covered myself all over, and in a short time I began to perspire to such a degree, that my mattress was wetted through. In consequence

of this perspiration, I got rid of the fever and anxiety, and entertained the hope of being restored to health, although the pains in the groin still continued. The swelling of the glands remained for three weeks, as I did not employ any local remedy. After my complete recovery, I wrote to the English physician (on whose account I had visited the infected town of Palee) the result of my experience, and read the letter to my companions, who manifested their astonishment, and blamed me for having exposed them to the infection of such a dangerous epidemic. My answer was, that I only did my duty as a physician, and that those who were not pleased with such proceedings ought not to travel in the society of a physician.

I cannot tell how it was that I caught the plague, in spite of all my precautions, unless it was that when I was entering the town, there was a violent wind blowing, whirling the pestiferous dust up into the air; and this might have communicated the *virus* to my body externally, and even internally—externally, by absorption through the lachrymal glands of the eyes, the pituitous membrane of the nostrils, and the cavity of the ear; internally, by the respiration of the lungs. The infection was not produced by immediate contact; had that been the cause, I should certainly not have escaped it at Constantinople, if the predisposition to it lies in every one. At this time I must have had a predisposition for the contagion, for some days before I had felt an itching in the body, and a kind of plethora, owing to the irregular manner of living which is consequent on the inconveniences and difficulties of long journeys. It is certain that the plague does not require a long time to develop itself, as it made its appearance a few hours after my visiting the patients. In some cases an interval of two or three days may occur before the symptoms are visible. The malaria of Palee, I believe, is generated by the exhalation of the immense marsh, whither thousands of birds and reptiles resort, and which serves at the same time as a depository for all the substances ejected from the town. The government could easily prevent the obnoxious influence of this marsh, by converting it into fertile ground.

Arrived at Lahore, I found my former patron, the maharajah, Runjeet Sing, seated on a chair, with swollen feet, and making himself understood by gestures and signs with his hands; his organs of speech being paralysed to such a degree, that he was not able to utter a single articulate sound, and other means of imparting his thoughts were not in his possession, as he never had learned to write.

From time to time I had occasion to relate many of the cures effected by the new method of homœopathy, by the aid of which I had cured myself in Vienna of the cholera, and lately in Hindostan of the plague. Although they did not doubt the truth of my assertions, it was not without difficulty that they could prevail on themselves to trust me with the treatment of the maharajah, because the favourable season—it being spring—allowed the native physicians to rely on other trials which they had to make: meanwhile I succeeded in some homœopathic cures quite to my satisfaction. But the greatest sensation produced, was by a cure which I undertook at the request of the minister, Rajah Dhyan Sing. He committed to my medical care a native of Cashmere, Aboo Ibrahim, commander of his jesails (camel-artillery), in whose head, ten years previously, a bullet had been lodged, at an affair with the Affghans, and which no native surgeon had been able to extract, and in consequence he was paralysed on one side. I trepanned him, and extracted the bullet, which was stuck beneath the skull, and pressed the brain, without, however, affecting that organ. My patient having been a drunkard, and troubled with indigestion in consequence of his weakened stomach, I administered to him some physic, to accelerate his recovery; and I succeeded in restoring him to perfect health, in the short space of two months. When relieved from his hemiplegy, I presented him to the minister, and he introduced him to the maharajah.

Meanwhile, the excessive heat had come on. At this time the fakeer Azeez-oo-Deen came unexpectedly and called on me, as the native physicians were unable to improve the health of the maharajah. This man, who had formerly been physician in ordinary to the king, told me that the maharajah had never



MAHARAJE RUNJEET SING



MAHARAJE KURRUCK SING



KONWAR NO-NEHAL SING



MAHARAJE SHERE SING



taken any remedy prescribed by a European physician, and that he used to give all the remedies which had been ordered him by the English doctors, Murray, Steel, and Macgregor, to his servants, to try the effect on them; but that he was now resolved to take my medicines, which I was to prepare in his presence. This I promised to do. It was then mid-day, the time when the durbar (assembly) leaves the palace, so, accompanied by the fakeer, I presented myself to the king. I found with him only the minister, Dhyan Sing. I had brought with me the *tinctura dulcamara*, and three empty corked little phials. First of all, I asked for a gudwai (water-carrier), and ordered him to bring the spirit that the maharajah was in the habit of drinking; this had been distilled, in my presence, from Cabul grapes, and it was rectified, because Runjeet Sing preferred strong spirits. I put the three empty phials into the hands of the gudwai, and ordered them to be rinsed with the same spirit, and afterwards each of them to be half filled with spirit, about one drachm in each phial. When this was done, I put just one drop of the essence of dulcamara (woody-nightshade) into one of those phials which the water-carrier held in his hand, and I ordered him to cork it and shake it. Then I desired the fakeer to mark it number "one," and I put a drop out of it into the second phial, causing it to be corked and shaken like the first, and marked number "two." In the same manner, the third dilution was made, and number "three" was marked on it. From this last, I ordered one single drop to be let fall on a lump of sugar, which, at my request, the maharajah put into his mouth, where it was retained until dissolved. I ordered the same dose to be administered to the patient every morning and evening.

During the preparation of the medicine, some persons who were standing by could not forbear smiling; and the fakeer himself was of opinion that such a minute dose could not be hurtful, should it even be supposed to be poison. But what was the result? On the first day there was no sensible amelioration in the health of the maharajah; on the second day he felt somewhat better; and on the third he was in such a merry humor

that, at five o'clock in the afternoon, he ordered the minister, Dhyan Sing, to put a pair of gold bracelets on my arms, valued at five hundred rupees, in his own presence and in that of the durbar; this present was accompanied with two Cashmere shawls of the same value, and, whilst I sat on the floor, the minister laid them upon my shoulders, the maharajah telling me that my physic had produced in him the best effect. It was, of course, quite natural that this event should fill my heart with joy, as it inspired me with the hope that the king would soon recover, and thus lay the first stone of my reputation and future fortune. This scene took place in the royal garden, Shahbelore, two miles from the city, where I had resided for three days. On the fourth day, early in the morning, the minister allowed me to visit my patients in the city; but while there, I heard that several mounted messengers had been despatched from Shahbelore to request me to return to that place. I galloped back; and on the road I overtook some hakims (Mohamedan physicians) and astrologers, travelling the same way, on elephants, on horseback, or carried in palanquins, from which I presumed that the maharajah had met with some accident, which made me very anxious. Arrived at Shahbelore, I was told that the maharajah had an attack of fever. On examining him, however, I could not find the least symptom of fever, it being in fact only excitement. The gudwai, who was in charge of the medicine, was of opinion that the fever proceeded from too great a dose, which the maharajah had asked for on the previous evening, namely, two drops at once; but I thought that could not be the cause of the alteration, one drop more or less not being able to produce such an effect. The physicians of the city were invited to a consultation. That was all they desired; for they had been touched to the quick on hearing that the maharajah was recovering, and that he had made me presents of gold and robes of honour. They would have preferred seeing the king die, rather than acknowledge me, an European, as his saviour. That was the reason why all my endeavours and all my demonstrations turned out fruitless. The prudent minister was of opinion, that it did not lie in his power to decide; the fakeer,



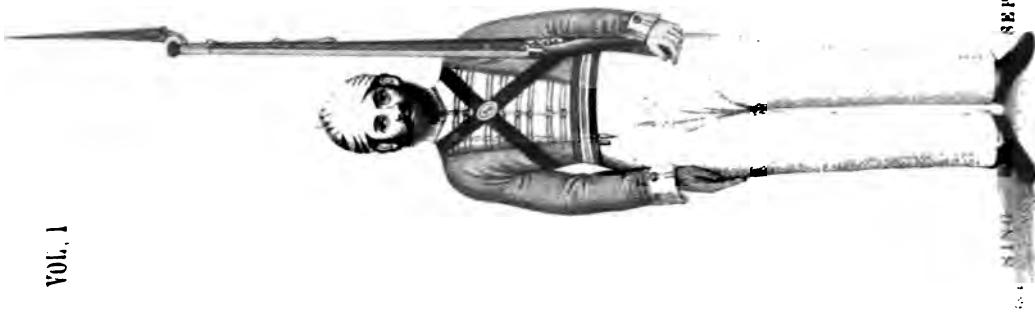
Azeez-oo-Deen, exercising such magic influence on the maharajah, that only by addressing myself to him could I obtain any decision according to my desires. I reminded the fakeer of his own words, that such minute doses could not be hurtful, even if it should be poison. Besides, I observed, that it was not every fever, especially when appearing in so mild a form, that could be of bad consequence, as nature sometimes cures diseases by re-action in the frame; and that, *under such circumstances, it was advisable to lay aside all medicine, and await the result.* But he objected to that, saying that the maharajah was too feeble to endure such a fever. "But," continued he, "let us hear what opinion the other physicians have." All my arguments availed nothing. The consultation, at which the fakeer presided, was composed of a dozen hakims from Peshawur and Lahore, Hindoo physicians, astrologers, &c., each of whom imagined that he possessed the deepest knowledge of medical art. Most of them carried large books, to cover their want of real learning. In fine, they agreed unanimously to administer to the patient a majoon (electuary), of which jowahirad (precious stones) constituted the principal ingredient. The fakeer himself prepared and administered it to the patient; but in less than a fortnight the maharajah gave up his temporal life. He died at the fortress in my presence, upon which the minister ordered the gates to be shut, but I readily obtained his permission to absent myself. The fakeer, who exercised great influence in the household of the royal court, and who had begun his career at Lahore as a barber, with a few boxes of ointment, did not live long after his patron, Runjeet Sing. Azeez-oo-Deen — of Arabian origin, and descended from the Ansari Arabs of the desert — was the oracle of Runjeet Sing. He, the prime-minister Dhyān Sing, and Dewan-Deena-Nauth minister of finance, constituted the triad of which the privy-council of the king was composed. The latter has been recently promoted to the rank of rajah by the English.

The small doses of opium (every afternoon one pill of 3 grs.)

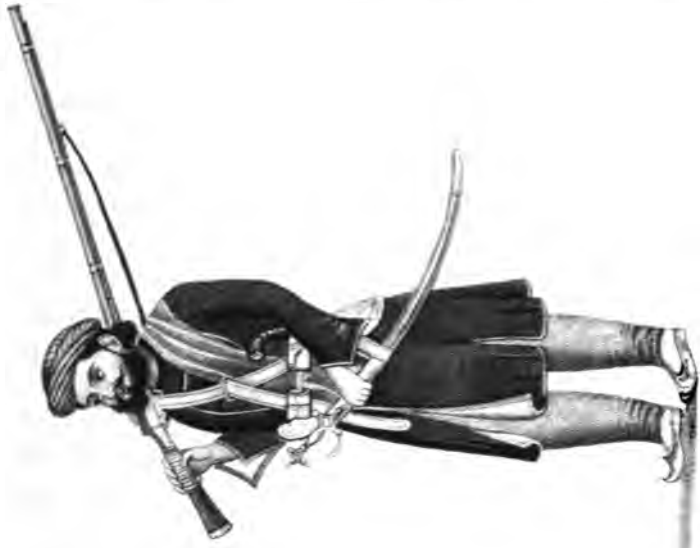
which Runjeet Sing took daily, and the strong spirits he used to drink at different hours of the day, transported him into a kind of excitement, which manifested itself in the highest degree in the evening, after the enjoyment of larger portions of spirits. Every one loved and feared him at the same time. He had an army of 100,000 men, inspiring awe and respect, half of whom were regular and the other half irregular troops, with whom he might have enforced his laws on all the Hindoos; nevertheless, he entertained the greatest friendship with his neighbours the English, and manifested his favour towards the French, the Italians, and other European nations, by making them governors in his provinces. His disease was brought on by a severe cold, and by indulging somewhat too much in strong spirits. The latter I am told was especially the case during the winter in which the Governor-General of India, Lord Auckland, came to Lahore to pay him a visit. In the transport of his joy, he drank more than ordinarily. Probably, if an emetic had been given at the commencement of the disease, it would have produced a good effect; but as the native physicians did not know of any good and effective emetic, and are fearful, also, of the effects of vomiting, they prefer using purgatives, by which sometimes the disease grows worse, as the case above related sufficiently proves.

It made a very deep impression on my feelings to have been prevented from making myself useful to the maharajah, and restoring to health the man on whose life was depending the happiness, peace and prosperity of that country. Every one whose forethought enabled him to throw a glance on the future, must have seen with pain and sorrow that a violent crisis menaced that country, by which a nation scarcely risen from barbarity might sink back into its former condition.

The first sad and cruel scene that I witnessed after the death of Runjeet Sing, was the Suttee, or burning of his eleven wives, along with the body of the deceased. There were four ranees (legal wives), and seven female slaves, who, animated with the superstitious hope of entering paradise with their



SEPAHII.



MUSSELMAN SEPAHII.



SEPAHII.



lord and husband, were ascending the funeral pile with death-despising intrepidity ; they cowered round the corpse, and were covered with reed mats, on which oil was poured in profusion. This done, fire was set to the funeral pile, so that the poor creatures became suffocated by the smoke and flames before they could utter a cry. In order not to give the reader a false notion of the customs and manners of the Hindoos, it is necessary to observe, that no woman is compelled to be burnt with her husband ; they do it by their own free will, and it is a characteristic trait, that only those women devote themselves to that dismal ceremony whose fate had decreed them not to be mothers. Perhaps they follow their husbands to the other world, in the hope of obtaining there what was denied them in this sublunary one. But it is not the custom for men to be burnt, either with their wives or with other men ; nevertheless, the minister, Rajah Dyan Sing, insisted upon being burnt with his lord and his wives ; but the welfare of the country depending at that time solely on him, he was prevented from undergoing this terrific ceremony. Runjeet Sing, a short time before his death, engaged this minister to assist his son, Kurrek Sing, whom he made heir to the throne, although he must have been persuaded of his incapacity ; and if Kurrek Sing had followed the prudent advice of his father, and had not yielded to the insinuations of his tutor, Sirdar Chet Sing, every thing would have proceeded in a prosperous manner.

Before I proceed in my relation of the late eventful occurrences at Lahore, I must give some more details to such of my readers as may wish to know the particulars of that abominable ceremony of burning the living with the dead, which at present occurs but rarely in places under the English government, by whom it is strictly forbidden. I witnessed the above-mentioned self-sacrifice, of which the following are the details :—

Early in the morning subsequent to that on which the death of the maharajah happened, I went down the Tukht (coronation-square), accompanied by Col. Henry Steinbach (lately in the service of the maharajah, Gholab Sing, in Cashmere, now

in Europe), and we directed our steps towards the large yard, which we had to cross, in order to get betimes to a convenient place close to the funeral pile. This was erected between the walls and the fortress, in a small garden, the conflux of the people having been so enormous in the fortress. In the large yard, we observed one of the four ranees (queens) coming out of the harem on foot and unveiled, for the first time in her life. She was slowly proceeding towards the place where the royal body was lying, and she was surrounded by about one hundred persons, who kept themselves at some distance, while accompanying her. Close to her side there was a man carrying a small box, containing the remainder of her jewels (as she had already distributed some), which she made presents of, handing them one by one to the people on her right and left. Two or three steps in front of her, there was a man moving in a backward direction, his face turned towards her, and holding a looking-glass, that she might convince herself that her features were unaltered, and no fear visible on them. At the distribution of the jewels, Col. Steinbach made the observation that, had we stretched out our hands to receive a present, it certainly would not have been denied; but we thought proper to leave it to the poorer people, because we occupied lucrative posts. It is curious, indeed, that this was the very ranee whom Runjeet Sing married in the first year of my residence in that country, ten years having passed since I witnessed the nuptials at Nadoun. She was, as I mentioned before, a daughter of Sunsarchund, and she had a younger sister, whom the maharajah at the same time took also for a wife, and conveyed them both to Lahore; the latter, I am told, had died of consumption during my absence. As for the former, although I was present at her wedding, I nevertheless had never seen her before, and it was only on her last fatal walk, which she took to her funeral pile, that I could behold her. The funeral train, accompanied by many thousands of spectators, was now proceeding; all were on foot, their abode in the fortress not being far distant from the place of the ceremony. The four ranees only were carried, in open

palanquins, behind the deceased, after them followed the seven female slaves, barefooted; some of them appeared to be not more than fourteen or fifteen years of age. The ranees, too, were barefooted, their silk dresses were simple, and without any ornaments, and they appeared to be indifferent to the awful though voluntary fate which awaited them. Perhaps our hearts throbbed more at the view of this dismal train than those of the poor victims themselves. The body of Runjeet Sing was placed on a board, to which it was probably fastened, and was carried on a light and decorated bier constructed in the shape of a ship; the sails and flags of the vessel were made of rich golden and silk stuff (kimkab), and of Cashmere shawls. A number of people carried the bier from the interior of the fortress up to the funeral-pile, there the board with the body was taken out of it and deposited on the ground, where, on what was a small garden, now stands a summood, *i. e.*, a tomb of the royal family Runjeet Sing, Kurruck Sing and No-Nehal Sing, *i. e.*, the father, son, and grandchild, together with their wives and slaves. The costly ornaments of the richly decorated bier were given to the mob; the Brahmins performed their prayers from the Shaster, a book written in the Indian or Sanscrit language; the Gooroos, or priests of the Sikhs, did the same, from their holy scripture called Grunthsaheb\*, and the Musselmen accompanied them with their "Ya, Allah! Ya, Allah!" A slow, but not displeasing rumbling of the drums, and the murmuring of the people, gave to the whole scene a melancholy aspect, and was peculiar to the country. The funeral-pile which displayed itself before the eyes of the spectators, was constructed of dry woods, amongst which there were pieces of aloe; it was about six feet high and square. After the prayers of the Brahmins and Gooroos, which lasted nearly an hour, the minister and other sirdars ascended by a ladder the funeral-pile, upon which ignitable matters and substances, as cotton seeds, &c., were strewn, and the royal body was respectfully placed in the middle

\* *Grunth* is the holy book of *Baba-Nanuk*.

of the pile, together with the board. After this, the ranees ascended the fatal ladder, one by one, according to their rank, the slaves followed, and the minister showed himself very officious in affording them assistance. The ranees placed themselves at the head of the royal body, and the slaves close at its feet. There they cowered, remaining in silent expectation for the fatal moment, when a strong thick mat of reeds being brought, with which the whole were covered, oil was then poured over the mat, the minister and sirdars descended, and the pile was lighted at each corner. In a few moments, the deplorable victims of an abominable and fanatic ceremony had ceased to exist.

The consuming of this pile occupied two days; on the third, some of the bones and ashes of each of the bodies were collected in the presence of the court only, and separately placed in urns. After which ceremony, a preparation was made for a journey, with exactly the same pomp and splendour as if the maharajah and his wives were still alive. Thus their remains were conveyed in five richly caparisoned palanquins by numerous attendants and guards, accompanied by handsome presents, such as shawls, costly decorated elephants, horses, &c., &c., to the banks of the Ganges, where the Brahmins receive the whole. The bones and ashes they put into the river, the other valuables they distributed among themselves; nothing returning but the men. The tents under which the ashes of Runjeet Sing and each of the ranees were placed, were composed of the most valuable Cashmere shawl materials, the props of which were of gold and silver. Some millions of rupees were expended in this outfit. Upon the procession leaving the fortress, it traversed the streets and bazaars, the ministers and some of the principal sirdars on foot, with numerous others mounted on their elephants and horses. Thousands of persons were assembled in the streets, bazaars, and on the tops of houses, by whom flowers were thrown upon the palanquins. The curtains of the palanquin which contained the remains of Runjeet Sing were open, while those of his wives were closed, in the same manner as when travelling during their lifetime. The minister walked close to the palan-



quin of his royal master, being occupied in keeping the flies from its contents, thus showing his respect to the last. On the arrival of the procession outside of the Delhi gate, a final and profuse royal salute was given by the thundering of cannon from the fort and ramparts of the city, upon which the minister and sirdars returned, leaving the remains and presents to be conducted by the guard. The mourning lasted thirteen days, the colour of the costume being white.

After the obsequies of Runjeet Sing, his legitimate son, Kurruck Sing, ascended the Guddee (throne), who, besides being a blockhead, was a worse opium eater than his father. Twice a-day he deprived himself of his senses, and passed his whole time in a state of stupefaction. It was quite natural that the government could not long remain in the hands of such an individual. His guardian, or tutor and factotum, Sirdar Chet Sing, being desirous to become an independent minister, was a rival of Dhyan Sing, and was contriving to remove him. He intended to assassinate him one morning in the durbar. For this purpose he had collected in the fortress, where he lived with Kurruck Sing, his two recently organised battalions of body-guards, and had ordered the sentinels at the three gates, devoted to Dhyan Sing, to be changed early in the morning fixed upon for the murder of the minister; but this plot was not concealed from Dhyan Sing, and he hastened to prevent the treacherous act, in which he succeeded by the assistance of the royal prince, No-Nehal Sing and a few of the sirdars; and with the aid of his two brothers and some relations, Kurruck Sing and Chet Sing were assailed in the fortress before the break of day, when Chet Sing and all his relations and partisans were destroyed. This was the beginning of the bloody scenes in the Punjab, which could only end by the interference of the English.

After the murder of Chet Sing, the royal prince, No-Nehal, Kurruck Sing's only son, took possession of the government, and ordered his father to retire to his private house in the city, where he soon became indisposed. A few months after-

wards he followed his father, Runjeet Sing, to the funeral-pile. The rumour was current that he was poisoned, and the poison employed was also specified, but I do not believe it. Only it is a fact, that the son showed great indifference in regard to the treatment of his father, or for his recovery; and, during his father's illness he never saw him but once or twice, and then but a short time before his death; on which occasion the father was treated by his only son in a manner quite revolting, even to the natives around, which accounts for his having committed him into the hands of inexperienced physicians and faqueers. I, the only appointed European physician, was never called for during the king's disease, which lasted nine months. It is probable that the patient requested my assistance, but the son prevented my attending. Had he known that the death-day of his father would also be his own, he certainly would have behaved in another manner.

On the same day in which the king, Kurruck Sing, and his only son died, a curious event happened. Early in the morning, I was called by Meean Oottum Sing, eldest son of the Maharajah Gholab Sing, and he committed the Chief of his mountain troops to my treatment, he being very ill, promising me a pair of Cashmere shawls in case I should be able, as I expected, to relieve him by the evening. My new patient was unable to void his urine, and was troubled with gravel in the kidneys. He recovered the same day, whilst Oottum Sing himself, as we shall see, met with his death. When I hastened into the house of the patient, summoned as I was by Oottum Sing, with whom he lived, I found both in a small room, and, according to the custom of the Hindoos, the patient was lying on the floor, whilst Oottum Sing was sitting on the bed, offering me to sit near him. We were speaking about the disease of the patient, when suddenly a messenger entered, with the news that the Maharajah Kurruck Sing had expired a few minutes previously. The ceremony of the funeral-pile took place the same afternoon. Three of his wives were burnt with him; and I was present at that horrid, yet remarkable spectacle. The ceremony took place

close to the same spot where Runjeet Sing was burnt, and nearly with the same rites. The court afterwards went on foot to the river, to perform their ablutions, according to the custom of the country, whilst I returned to my above-mentioned patient. Scarcely had I arrived, when I was told that I had been called for, and invited by the minister to attend immediately at the fortress garden (hazooree-bagh). I did not lose one moment, but repaired to that place, and found the minister waiting for me, who, as soon as he descried me, came, and seizing my hand, told me it was all over with Meean Oottum Sing. My surprise was increased, upon hearing that a piece of the wall falling upon him and the royal prince, No-Nehal, had crushed them beneath its fragments. Oottum Sing was killed instantly, and the royal prince considerably hurt. The minister conducted me to a tent, where I saw the prince; but he (the minister) enjoined me, in the most energetic manner, not to speak about that event to any one. The prince was on his bed, his head most awfully crushed, and his state was such that no hope of his recovery existed. With that conviction I left the tent, and whispered to the minister, in so low a tone that no one else could hear it, "Medical art can do nothing to relieve the unfortunate prince;" upon which, the minister requested me to wait there while he re-entered the tent, and, after a short stay therein, he came out, addressing me loud enough to be heard by all the assembly, who listened attentively, asking "whether they might give some soup to the Koonwar Saheb (royal prince), he wishing to have some." Whereupon I answered, "Of course; he is in need only of parsley;"—a proverb applied to those dangerously ill, and not expected to live. The minister's intention in questioning me thus, was to conceal at that moment the approaching death of the prince, in order to have time to make the necessary preparations, so that the peace and tranquillity of the country might not be disturbed, in which he succeeded so that the death of the prince remained a secret for three days. This interval he took advantage of to recall Sheer Sing, Runjeet Sing's adopted son, and to place him upon the throne. In the meanwhile, the

partisans of the deceased prince invited the ranee, his mother, Chund Kour, to come as soon as possible. Both arrived on the third day, only that Sheer Sing was rather later than the ranee, who had taken her position in the interior part of the fortress: and he was therefore obliged to camp in the garden (hazooree bagh) outside the fortress. When both were at their respective posts, the death of the royal prince was made public, and the burning ceremony was ordered, which took place close to that of his grandfather. Two beautiful young ladies became victims of the flames with him. One female of the age of twelve years Sheer Sing detained, owing to her not being yet ripe for the ceremony of the suttee.

It would have been proper at that time to have made inquiries whether the falling of the wall by which No-Nehal Sing and Oottum Sing had been crushed, was accidental, or a premeditated machination of wicked conspirators; but none thought it worth their while to make the inquiry, and the event was regarded as a punishment of God—the royal prince having neglected his royal father, and if he had not caused his death, had at least accelerated it by his negligence.

The absence of investigation induced the English to believe the death of No-Nehal Sing to have been a premeditated plot of Dhyan Sing, who, according to their opinion, ambitious as he was, saw in the prince the only impediment and obstacle to the sinister purposes which he had in view. As for me, having lived for a long time in that country, an ocular witness of the events, and having had the opportunity of closely observing the conduct and motives of the minister, I cannot agree with this assertion. Firstly, he would certainly have spared the life of his nephew Oottum Sing, whom he loved, and would have appointed another companion to the prince, and also have kept himself somewhat farther from the place at which the accident happened. He could not foresee the moment of the downfall of the wall, nor calculate the distance where he might escape the ruin: as a proof of which, his arm was severely contused and injured, for which I myself attended him. Secondly, he would certainly

have arranged that Sheer Sing should be at hand, in order to raise him immediately to the throne, by which he would have prevented the consultations which daily took place in the fortress for fourteen days, until at last it was decided that the Ranee Chund Kour, mother of No-Nehal Sing, and heiress, should occupy the throne, which she did not know how to maintain. There is more reason to suppose that the partisans of Kurruck Sing and Chet Sing were the authors of this plot against the prince, as he had intended to ask them for an account of their perfidious behaviour during his father's long illness, they having cheated and robbed him in the most shameful manner, and it was generally known that immediately after the funeral rites of his father, he (the prince) intended to order seven of their houses to be closed, and inquiries to be made.

During the conferences of the sirdars in the fortress, which lasted for a fortnight, the Ranee Chund Kour attempted the life of Sheer Sing; but Dhyan Sing was soon informed of it, and warned his *protégé*. Sheer Sing did not forget it, and when he afterwards took the reins of government into his hands, it happened that during his absence from Lahore, the slave-girls of Chund Kour crushed the head of their mistress with a brick, whilst she was enjoying her siesta. Dhyan Sing proceeded, in the absence of the king, against the assassins, and caused their noses, ears and hands to be cut off, which was effected publicly, before the kotoali (police-office), and expelled them from the city; but as their tongues had remained unhurt, they alleged that they only fulfilled the wish of Sheer Sing, who promised them as a reward a jaghir (some land). On that account, they were transported to the opposite side of the river Ravee, and were never afterwards heard of.

The Sikh troops had been often reviewed before their monarch or the royal prince, and on such occasions some were promoted or rewarded. This was abolished under the government of Chund Kour. She was only visible to some of her confidants. Her ministers and counsellors directed the helm of the state vessel, which moved on indifferently, as each one neglected the public

welfare, and provided only for his private interest. In the course of time there naturally arose a general dissatisfaction. The minister, Dhyan Sing, perceiving the consequences of it, pretended to go with his younger brother Soochet Sing into the mountains of his native country, on a hunting party, to restore his health ; but, in fact, it was only a pretext for calling in Sheer Sing, to whom all the troops flocked to range themselves under his standard.

The following event may serve as a sample of oriental policy. Dhyan Sing's eldest son, Heera Sing, and his own elder brother, Gholab Sing, belonged to the faction of the ranee. They shut themselves up with her in the fortress, which was bombarded incessantly for three days and nights. It was only when the besiegers prepared to take the place by storm, that the besieged surrendered, under the following stipulations: the ranee shall henceforth live in the fortress, a convenient jaghir shall be granted to her ; and to the garrison, consisting of two battalions of dogras (mountaineers), the troops of Gholab Sing, a free retreat shall be granted. Their retreat was fixed to take place in the darkness of the night, and they were permitted to take with them whatever they pleased. Gholab Sing was during five days in possession of the fortress where the treasury happened to be. The troops of the mountains were ordered to go to the opposite side of the river Ravee, until the coronation of Sheer Sing should have taken place. By Dhyan Sing and Soochet Sing's mediation, Gholab Sing and Heera Sing were reconciled with Sheer Sing, living with him on the best terms, and enjoying as before the greatest influence at the court. Had the party in the fortress gained the day, the issue of that civil contention would also have finished in favour of the Rajah's family. After the settlement of this affair, two of the rajahs retired into the mountains with their troops, laden with their stolen treasures, the two others remained with Sheer Sing.

The new maharajah addicted himself to immoderate drinking, and indulged especially in champagne. The good-feeling between him and Dhyan Sing soon reached its end, and they began to

hate each other in the most acrimonious manner. Sirdar Ajeet Sing and his uncle Lena Sing (descended from the family of the Scindawalla, and related to Runjeet Sing) belonged to the party of the ranee, who had fought against Sheer Sing and Dhyan Sing; but they knew how to insinuate themselves into the confidence of both to such a degree that, without the knowledge of either, they destroyed both the maharajah and his wuzeer. They conspired with Sheer Sing to murder Dhyan Sing, but at the same time they also intrigued with Dhyan Sing to murder Sheer Sing. Both king and minister were well acquainted with their preparations for war, and knew also that the Scindawallas had provided themselves with gunpowder, bullets and soldiers. Sheer Sing was even repeatedly cautioned by his friends to be on his guard, to which advice however he paid no attention, and in an immovable manner allowed them to concoct their schemes. Each one believed that the stroke was appointed for his adversary, and, finally, it fell upon both. True is the proverb: "He who digs a pit for another, falls in himself;" for Ajeet Sing as well as Lena Sing had laboured for their own ruin.

Sheer Sing used to review his troops every day. On such an occasion, being in the royal garden (Shahbelore) for the purpose of mustering the Scindawalla's troops, and sitting before the window of a small room, to look at the soldiers, Ajeet Sing approached him and exhibited a loaded double-barrelled fowling-piece, as a nazerana (present), and at the moment Sheer Sing was stretching out his hand to receive it, he was shot with that gun on the spot. Ajeet Sing's troops, arrayed before the window, gave a volley of musket shots through the window, to kill the men surrounding Sheer Sing, and penetrated into the room to cut off his head. I was by accident not farther than ten steps from the place where the horrid crime was committed, and five minutes before his atrocious murder I had spoken to him in the garden under a tree, where he ordered me to remain until his return. The subject of our interview was a gunpowder-mill with machinery, which Dhyan Sing had ordered me to make. Sheer Sing had inspected that establishment four days pre-

vously (on a Sunday), and was so satisfied, that with his own hands he put on my arms two pair of gold bracelets, and ordered 500 rupees to be given to me, as an additional sum to the 900 which I already received as my monthly appointment. This having been only an oral promise, I went daily to the durbar, in order to receive an authority in writing, and was with him on the fatal Thursday on which he was assassinated. Whilst this crime was being perpetrated by Ajeet Sing, Lena Sing, his uncle, murdered, in a garden in the neighbourhood, the royal prince, Pertaub Sing, a boy only twelve years of age. This innocent victim of party fury was cruelly cut into pieces with sabres, at the moment when he was occupied with his Brahmans in prayers and giving alms to the poor; for it was a San-crat day, the first day of a Hindoo month, on which similar ceremonies generally took place. The guardian of the infant child, Baii Goormuck Sing, Misser Belee Ram (the first treasurer), and other accomplices, did not wait long before they received retribution. From Shahbelore, the murderers hurried towards the fortress. On their way they met Dhyan Sing, who was on his road to Shahbelore, and they informed him of what had been done, and took him back to the fortress to execute their project of placing Runjeet Sing's youngest son, Dulleep Sing, on the throne. When they arrived in the fortress, they shot Dhyan Sing, cut his body into pieces, shut themselves up in the fortress, and proclaimed, by drum-beating, Dulleep Sing as king, and Ajeet Sing his wuzeer. Rajah Heera Sing, Dhyan Sing's son, who was at liberty, having escaped being murdered, knew how to gain the favour of the troops by his eloquence and promises, and they declared themselves ready to follow him. Confident with this armed force, he entered the city at midnight, surrounded the fortress, and blockaded it. The thundering of the cannon lasted twelve hours, till mid-day, at which time the small garrison was almost exhausted. At that moment, Heera Sing gave the signal for storming. A Spanish colonel, named M. Hurbon, in the service of the Sikhs, was one of the first on the battlements of the dismantled walls. Those who laid down their arms





RANEE JHINDA.



MAHARAJH DULLEEF SING.



SIRDAR JEWAHIR SING.



Digitized by Google  
RAJAH LALL SING.



remained unhurt, only the ringleaders, Ajeet Sing, Lena Sing, Baii Goormuck Sing, Misser Belee Ram, and a few others, were destroyed in the *melke*. Ajeet Sing's head was delivered to Heera Sing, as a trophy, but his body, and that of his uncle, Lena Sing, were hung up on the outside of the city gates. Who would have imagined that the victorious Heera Sing should so soon have met with a similar fate !

With the body of Dhyan Sing, thirteen wives and female slaves were burnt. Heera Sing, his son, had been educated by Runjeet Sing, was endowed with wit and genius, and had received a good education, being able to read and write well ; and knowing also how to treat the troops ; which latter accomplishment he learned from his father. The young king (eight years old) had therefore a young minister (twenty-five years of age), who might have occupied his post for a long time, had he not been too much under the control of his guardian, whom he regarded as a deity. This guardian was a fanatic Brahmin, from the mountains, of the name of Jellah Pundit, who frequently induced Heera Sing to take false measures, by influencing his mind with astrological dreams and false prophecies, to the injury of the country. In fact, he only did that which pleased him, and ordered only what agreed with his extravagant ideas ; this caused considerable confusion, and in consequence there was general dissatisfaction ; so it was thought prudent to remove Jellah Pundit. The troops themselves, with the king's uncle at their head, insisted on his being delivered over to them, to which Heera Sing manifested no inclination ; this caused the flight of the latter, with his guardian, which they performed on elephants, laden with their riches. But scarcely had they gone a few miles from the capital, and crossed the river Ravee, on their way to the mountains, when they were overtaken by their persecutors, whilst stopping at a village for a few minutes repose. They were overwhelmed, in spite of the brave resistance of Heera Sing's retinue ; the village became a prey to the flames ; and he and his escort were killed to the last man. Among those who perished in that affair was Meean Son Sing (a son of the maharajah

Gholab Sing), whose head, together with those of Heera Sing, Jellah Pundit, &c., &c., was brought as a trophy to the capital.

It cannot escape the attention of an observer who has followed the course of the political changes at that period, that in this party contention a great deal of bloodshed and mischief might have been averted from the country, if the Sikhs had been endowed with more penetration, and if, instead of defending the cause of Heera Sing's party, they had ranged themselves under the banner of Ajeet Sing, and supported his interest. If they had arrested Heera Sing, as the circumstances then imperatively required, they would not only have prevented every future struggle, but brought also into their possession all the immense treasures which were at Heera Sing's disposal. But the proverb says, "*Quem Deus vult perdere, prius dementat.*"

I intend to give to my readers a true picture of what happened to me at the assassination of Sheer Sing, being an involuntary spectator at this ferocious scene; and how I escaped the perils which threatened my own person. At the moment I heard the firing of the guns, and perceived all the people in motion, taking their weapons, I felt persuaded that the locality was not an asylum for a tranquil man; so I looked for a passage to make my escape from the garden—the scene of horror—and betake myself to the spot where I had left my horse and servants. These were still waiting, at a place which was separated from me by a small low garden wall, and a narrow ditch. I hastened towards them, jumped over the wall and ditch, and arrived safely at the spot. It was by a fortunate chance that I took this direction for my escape; my people telling me afterwards, that at the great entrance to the garden the bullets hissed and flew about, and that they were in great anxiety for my life. Thus I was saved in a critical moment, by taking a firm resolution, without any hesitation.

Having said thus much about my own preservation, I will now proceed with my narrative.

At the time of Sheer Sing's reign, we mustered about twenty

Europeans, for the most part French and English officers, in the service of the Lahore government. It was the common saying, that we should bye and bye form a colony; but Jellah Pundit dismissed them from the service, one after the other, alleging economical motives, but, in fact, from religious fanaticism; so that I and the Spaniard only remained. But at last I too was dismissed. Nevertheless, I remained in the city; and cautiously made preparations for my departure, and for that purpose had sold all my effects at a very low price. I did this partly by the advice of my friends, partly by my own inclination, persuaded as I was that such misgovernment could not be of long duration, and anticipating what the future must bring forth. I did not doubt for one moment that they would bring the heads of the minister and his bad adviser as trophies to Lahore; and my supposition was realised by the result. The fanatics, the Akalees (immortals), or rather the robber-pack, the Nahungs, exhibited for money the head of Jellah, at Lahore and Umritsar: "That is the rogue," they exclaimed, "who induced the young Heera Sing to murder his uncle, the brave Rajah Soochet Sing, for which he wanted an army of 20,000 men, although his antagonist was only assisted by forty valiant mountaineers." This murder happened in a small mosque, five miles from Lahore. Jellah, the idol of Heera Sing, intrigued as a decided fanatic against the high priest of the Sikhs, Gooroo Baba Beer Sing. Under the pretext that this holy man was on good terms with the rebels and fugitives, and collected them in his camp, in order to surrender the country to the English, he spurred the minister on to send a part of his troops to the residence of the priest, and to take the fugitives prisoners. At this expedition, accompanied by great bustle, the Gooroo was shot, together with a great number of horned cattle (holy beasts, sacred among the Hindoos and Sikhs), and numerous poor people supported by the charity of the priest; part of them were driven into the river Sutlej, near to Hurekee-ke-Puttun (a ferry on the Sutlej), where they perished. Among the slain there was also Cashmere Sing, son to Runjeet Sing, who had been driven from the fort-

ress Seealkote, which was given to him and his brother, Peshora Sing, as an appanage from their father.

Jellah impaired the civil list of the king, Dulleep Sing, and his mother, Ranee Chunda, and that of his uncle Jewahir Sing, to such an extent that they could not live in a style due to their rank. This prompted the brother of the ranee, Jewahir-Sing, to allure Dulleep Sing out of the fortress on an elephant, and to take refuge with the troops of General Avitabile, but the kidnapper was received by the general in command, Misser Jodaram, a Brahmin, and father-in-law to Jellah, with, instead of friendly salutation, a stroke in the face, and he imprisoned them both, for which he lost his nose when sirdar Jewahir Sing became wuzeer. In the city the rumour was current that Jewahir Sing intended to convey Dulleep Sing to Ferozepore, to deliver him to the English. Early in the morning Heera Sing went out on horseback, and brought both the fugitives back to the city. According to custom, a salute of hundreds of cannon were fired on the entrance of Dulleep Sing, who was given up again to his mother in the fortress. Jewahir Sing was dragged to prison. At that time Jellah Pundit entered into a tender connection with a widow of Sheer Sing, and promised her that he would murder Dulleep Sing, and place her son, as legitimate heir of the Guddee, on the throne. The affair could not be performed secretly, and it reached the ears of impartial persons, so the Ranee Chunda became informed of this conspiracy, and that was quite sufficient to suffocate it at its birth. Women's cunning surpasses all skill, especially if the question concerns their own interest. First of all, she contrived to secure the good will of the treasurer, Lall Sing. Who would have thought that a man, who owed his splendid position to Rajah Dhyhan Sing, and who lived always in the society of Heera Sing, with whom he contracted brotherhood, and with whom Jellah Pundit exchanged turbans as a token of true amity, would have played the felon against these friends, in supporting the ranee with his advice and activity? First of all he occasioned the release of her brother, Jewahir

# مکتب

مکتب تاج پارس در تهران

در بوفته‌ها در جزایر انور از انور ...  
 نوین شده اند و در جنبه‌ها ...  
 (مهره‌ها، مهره‌ها، مهره‌ها)

مکتب تاج پارس

در سرکار و در امور ...  
 به ...  
 در ...  
 در ...

باید که ...  
 در ...  
 در ...  
 در ...  
 در ...





Sing, and gave him the required sums, with which he allured the Nahungs, in order to bring him out of the city. He succeeded immediately in attaching the discontented regular troops to his party; and at the head of his partisans, he appeared the next morning, on the place used for military displays before the fortress, asking from Heera Sing the delivery of Jellah Pundit; Heera Sing obstinately refusing the request, and feeling himself at the same time too feeble to oppose openly the mutineers, resolved to fly, as before mentioned, with Meean Son Sing, Jellah Pundit and his partisans the mountaineers, &c., directing their steps towards the river Ravee. Thus the whole body of the Sikhs became alienated from his interest, and his most intimate friends, pursued him with the army, and when he was overtaken, they killed all who could not escape. Lall Sing and Jewahir Sing re-entered the fortress victoriously about noon, with their trophies, consisting of five heads, whilst the robber-pack, as rear-guard, eager for booty, divided amongst themselves the riches which the fugitives had taken with them. Every one hastened to present his nazerana (present), and to express his congratulation, and I did the same; on which occasion the new wuzeer, Jewahir Sing, who replaced Heera Sing, received me, not only with a friendly smile, but I obtained again on the same day my former position as physician, and director of the powder-mill, &c.

Jewahir Sing, like his predecessors, did not long enjoy the possession of his dignity. He and the celebrated slave-girl, Mungela, formed one party of the opposition, whilst Lall Sing, and the Ranee Chunda, were the other antagonists of the government. On both parties depended the administration of the government, while, on account of the contrast in their views, they could not act in harmony. A pseudo son of Runjeet Sing, named Peshora Sing, brother to Cashmere Sing (who was killed with the high-priest), intended to excite a rebellion against the subsisting government, and took the fortress of Attock. Jewahir Sing, flattering him with promises, allured him out of the fortress, and gave orders that he should be secretly murdered. But the

*finden!*

troops, among whom the victim had a great number of partisans and friends, got information of the treacherous assassination, and in revenge killed Jewahir Sing when riding on his elephant. Jewahir was aware what the troops meditated doing with him, and endeavoured to avoid their invitation to enter their camp.

In the latter period of Jewahir Sing's administration, we lived under very critical circumstances; neither justice, order nor security of life were enjoyed by the community. The soldiers, having lost all discipline, acted as each thought proper; for instance, if a soldier went into a bazaar to receive an old debt, he took it by force with tenfold interest. At the camp of Meean Meer, five miles from Lahore, there was a false report that I had concealed in my house some English spies, who were in communication with Jewahir Sing, to surrender the country to the English. Colonel Mouton was the only one who lived in my house, and who, a short time previously, had returned from France, in order to solicit a new engagement; and now and then the Spaniard, Hurbon, and St. Amand, a painter, called on me, these being the only Europeans at Lahore. On one occasion, some soldiers whom I attended, told me confidentially that the troops had resolved, if Jewahir should not come from the fortress into their camp on that afternoon, to assail the fortress and kill him there. Their intention, they added, was also hostile towards my dwelling, which they intended to plunder and burn, as they thought I was concealing English spies who were conspiring with Jewahir Sing to surrender the country to the English; they advised me therefore, to carry anything of value to a secure place. It was indeed, not before the last moment, when Jewahir heard, by the beating of the drums, that the troops were in full march to assail the fortress, that he resolved to leave his residence; which turned out happily for the city and myself, for had he not done so, Lahore would have been plundered and sacked. In leaving the fortress he was riding on an elephant, holding little Dulleep Sing before him on his lap. In his Howda



MAHARAJH GOOLAB SING



RAJAH DHYAN SING



RAJAH SOOCHET SING



RAJAH HEERA SING.

Digitized by Google



(chair), there was a number of bags filled with gold and silver. He thought probably to ransom his life with it, but he was mistaken. The Ranee and Mungela, with many slave-girls, followed him on several elephants. When the train arrived at the camp, the soldiers first took Dulleep Sing from his lap, and sent him with his mother in a royal tent, erected on purpose for the court. Scarcely was that done, when they fired at Jewahir Sing, without any further ceremony, and the same fate awaited two of his attendants, named Baba-Ruttun-Sing and Chetta Payah. This catastrophe made such a deep impression on the Ranee and Mungela, that for many weeks they were quite inconsolable; they appeared before the public for several days with their hair loose, as if mad. Every morning they went from the fortress on foot, crossing the pret (place for exercising soldiers) in the garden where Jewahir Sing had been burnt with both his companions and five living women; there they gave free vent to their tears, to relieve their oppressed hearts.

In the year 1845 the cholera arrived at Lahore, having travelled through Turkistan and Cabul. At the same time Gholab Sing was brought from Jummoo, a town in the mountains, a prisoner to Lahore, and he might have congratulated himself on having escaped the persecution of Jewahir Sing; for it was well known that at different periods attempts had been made upon his life. The reason of Jewahir's hatred against him was that Gholab Sing had persuaded a great number of the Sikh troops to follow his banner, to whom he trusted himself. He was brought from Jummoo to Lahore, in consequence of his resistance to some government exactions. It is a remarkable fact, that Gholab Sing, in spite of his fortress being blockaded by numerous troops, was bold enough to give an order to murder on the road the delegates of the Sikhs whom he himself had despatched with the subsidies requested by the government, as if he had regretted performing his duty.

During his struggles in the mountains, Runjoor Sing, well known to the English as the commander of the Sikh troops at

the battle of Aliwal, had the command in the mountains of Jesrota. One of the most wealthy Brahmins of that country had been requested by some of his neighbours to take their moveable goods into his custody, for which purpose the Brahmin solicited of Runjoor Sing a guard, which he obtained. But when Runjoor Sing was apprised that valuables were stored in the house of the Brahmin, he plotted an intrigue for obtaining possession of them, and despatched a division of his men, disguised as robbers, to plunder the house. The Brahmins being convinced that this violence had been perpetrated under the protection of Runjoor Sing, flocked in numbers to Lahore, to make their complaints to Jewahir Sing; but seeing they could not receive any satisfaction from him, they all returned to their homes. The Brahmin at whose house the robbery was committed, was the only person who remained behind at Lahore, firmly determined not to leave the capital until he obtained satisfaction. After a long and vain expectation, he early one morning ascended a fig-tree, declaring that he would not leave that tree before he got reparation for the injustice which had been done him. When Jewahir Sing was informed of the fact, he despatched a soldier to compel the Brahmin to descend. The Brahmin, rather than comply, stabbed himself in the tree; upon which, Jewahir commanded the faqueer Noor-oo-Deen to order the jerahs (native surgeons) to cure the wound. On the same day I was by accident coming from the durbar, which that day was held in the fortress, and met the faqueer, when we went together in the Goolab Khana, at the Hazooree Bagh, where the faqueer had his business during the day. There we found one of the jerahs, who reported that the cure of the Brahmin was impossible, the bowels having protruded from his body, and could not be replaced. While I was inquiring what was the subject of their conversation, the faqueer related to me the particulars, and requested me to accompany the native surgeon to see the patient for a moment, adding, that he wished me to do my best to restore him to health. I went there, and found him in a small garden before the city gate (Tunksallee

Derwazeh.) The other jerahs had already given him up as a lost man, and retired. On his abdomen I saw the protuding intestines, which, although unhurt, were of a blueish colour, by having been six hours exposed to the heat of the summer in that position. The patient, a lean man of about fifty years, was in the full possession of his senses. I sent for my instruments, and enlarged the narrow opening of the muscle and the peritoneum, so that I could replace the bowels, made a gastroraphy, and joined the wound. All this was done in a few minutes. During the operation, the patient said slowly "tenn, tenn, tenn," (saint, saint, saint). The assisting jerah gave me the title of ustad (master). After this, the patient was troubled by an annoying hiccup, which lasted for three days, and then he recovered. I presented him to the faqueer Noor-oo-Deen, and the minister. The latter did his best to appease him, and ordered some cows, utensils, clothes, and money to be delivered to him, and he retired satisfied. From this fact, every one will be convinced of the incapacity of the native surgeons, or jerahs, in the East.

After the death of Jewahir Sing, the ranee conferred on her lover, Lall Sing, the title of prime minister. She had been several times *enciente* but had always procured abortion. The fact was a public secret. It is easy to imagine that neither civil nor military men respected or feared the ranee and her favourite. This was especially the case among the army, whose discipline was in the highest degree corrupted. Every batallion had two men called punches, or deputies, who dictated laws to the court, according to the resolutions taken by the assembly of the troops. This continued until the ranee and her lover became objects of contempt and disrespect, and were often abused publicly, and threatened by the troops. There was no doubt any longer that their days were numbered, and at that time they thought it necessary to put themselves under the protection of the English. How was that to be effected? It could only be done by making war against the English, by which, although her troops might be destroyed, and their opponents take

possession of the country, they would be personally benefitted. Another reason which may have induced the ranee to place herself under the protection of the English government, was possibly lest her fate might resemble that of her predecessors, should her adult son learn in what manner his father, and also his grandfather, had destroyed their own mothers (*vide* Major G. C. Smyth's *History of the Reigning Family of Lahore*). Thus she was between two fires, and thought her only safety was in English protection. The difficulty was, how to carry out their plot; but they very soon found the means. At that time Teja Sing was governor of Peshawur, having succeeded General Avitabile, and was the only man who exercised a great influence over the troops since the time of Runjeet Sing. The ranee called on him for his advice. On his proposal, false documents were drawn up, which were read in the durbar, the contents of which were, that the English had confiscated the incomes of the lands of the Sikhs on the other side of the river Sutlej, and had committed numerous outrages, and that they were preparing for war against the Sikhs; therefore it was said to be necessary to have revenge, and attack them.

Lall Sing was proclaimed wuzeer, and Teja Sing commander-in-chief of the troops. The Sikhs received their guree pershaut (consecrated bread) on the Summood (tomb of the royal family), where they administered an oath to each individually; the Mahomedans on the Koran, and the Hindoos on the water of the Ganges.

The astrologers having named an auspicious day, they went, without any further diplomatic conferences, on their march. The English, although well acquainted with all those disturbances and confusions which happened in the neighbouring country, yet had not the least idea of being attacked by their allies, and were consequently not at all prepared for a war. On the other side of the river Sutlej, the four battles were fought—at Moodkee, Ferozeshahur, Aliwal, and Sobraon; and the English, completely triumphing in the last battle, became masters of the





RAJAH TEJA SING



RAJAH DBENA-NAUTH



FAQUEER NOOR-OO-DEEN.



SIRDAR DOST MAHOMED

Digitized by Google



country. Teja Sing, whom I attended at Lahore, made to me the candid confession, that, in circumstances like those to which the country was reduced, no other remedy was left for its salvation but to surrender it to the English. It is well known, that on the 22nd of December, 1845, Teja Sing arrived on the field of battle with a reserve of twenty-five to thirty thousand regular troops, after the English had fought a whole day and night, and consumed all their ammunition, on account of which they had been obliged to retreat. But the Sikhs with whom they had fought, believing themselves defeated, retired also, and the English returned and re-occupied their abandoned camp. That was the critical moment in which the reserve army, under the command of Teja Sing, arrived; and he, being in correspondence with the English, did what he could to check the ardour of his troops by filling them with fear; and he was the first who turned his back in order to spare the English, he knowing their critical position. The army followed his example, and retreated also. That was the famous battle in which the confusion among the British troops reached its highest pitch—to such a degree, that they fired on each other. On this occasion, a Catholic priest, the only one in the whole army, lost his life, his long beard and turban causing the mistake. It is known, too, that the Prince Waldemar of Prussia was in the English ranks as a volunteer, and distinguished himself by his courage and calmness. Although he luckily escaped the peril, he was much afflicted by the sad accident of seeing his dear friend and travelling companion, Doctor Hofmeister, fall by his side, having been killed by a shot from the Sikh camp.

On the 10th of February, 1846, the battle of Sohraon took place, which decided the fate of the country. Teja Sing, the traitor, took to his heels, and, on passing the Sutlej, he ordered the bridge to be broken down, leaving the greater part of his troops behind in a helpless state. The betrayed soldiers cried, with their hands folded and grass in their mouths, making themselves emblems of their holy animals, the cattle. It is said, that some of them exclaimed: "We suffer only the just reward

for our sins ; we did not deserve any better fate, for there, beyond the river, is the land where we killed our gooroo with his cows." Major G. C. Smyth, in his history, says very truly concerning the attack on the gooroo:—"One of the first victims was the holy Bai, one of whose legs was nearly knocked off by a cannon ball. Utter Sing and Cashmere Sing, with some other airdars, fell in the conflict which ensued ; and numbers of their people were drowned in the river in attempting to escape. The Sikhs lost all their reverence for their gooroo, the sight of the rich plunder which his camp afforded being a temptation too strong for their piety. Their only object now was to secure, every man for himself, as much of the booty as he could ; but for this they had to fight hard. When the struggle was over, the Baba was found breathing his last, in exclamations against those of his own caste and creed. He now produced many of the letters which he had received—the forgeries before mentioned—to prove, as he supposed, the treachery and villainy of the Sikh chiefs and officers, who, as he believed to the last, had written these letters, instigating him to take the part of Utter Sing. 'When,' said he to the Sikhs around him, 'you and your chiefs and officers wrote these letters to me, with the most solemn promises, both to myself and Utter Sing, I relied on your good faith, and agreed to your proposals, in the hope of obtaining for Utter Sing and his family the means of a quiet livelihood ; but you, calling yourselves Sikhs, are worse than Mahomedans. You have proved yourselves a vile, treacherous and unfaithful race, without pity or religion. Still, my dying prayer to heaven is, may even your wickedness be requited by good.' He then gave directions that his body should be thrown into the river, that his bones might not be left on such a land of iniquity," &c., &c.

Utter Sing was an uncle of Ajeet Sing, and brother of Lena Sing, who were the murderers of Sheer Sing, Dhyan Sing, and Pertaub Sing, &c., &c. They were all members of the Scindawalla family, and related to Runjeet Sing ; for this reason, Utter Sing embraced the party of the Ranee Chund Kour, at the outbreak of the civil contentions. But the fortress of Lahore having been surren-



CHARAFNA SOWAR.



NAHUNG.



dered to Sheer Sing, Utter Sing took to flight, and solicited protection from the English. It was natural that Heera Sing and his counsellor, Jellah Pundit, should endeavour to catch him, at any price whatever; so they managed to bring him over to the Baba Beer Sing, in order to implicate the holy man in the affair. I related before, that Jellah Pundit, through religious fanaticism, hated the Baba for having given an asylum to the two unfortunate princes, Cashmere Sing and Peshora Sing, after having been driven, by Heera, from the fortress of Seealkote, which had been allotted to them as their property. Utter Sing permitted himself to be deluded by false promises, and repaired to the appointed place, where directions were afterwards given to capture him alive. The plot miscarried, it is true. Utter Sing was overwhelmed by a superior force, but he shot at and killed the general who was about to capture him, which caused the ensuing battle.

The Sikh army having passed the Sutlej, the soldiers became aware that their leaders were playing the part of traitors, not doing anything they ought to have done. In the before-mentioned history of Smyth, we find the following passage:—

“They gave vent to their alarm and indignation in fierce reproaches on the treachery of their leaders; but that was all they could do. ‘We knew,’ they said to their leaders, ‘that you had leagued with the court to send us against the British, and to pen us up here like sheep, for them to come and slaughter us at their convenience; but remember, that in thus acting, you play the part, not only of traitors to your country, but of ruthless butchers and murderers. You destroy a whole army, which, whatever its faults and crimes may have been, has always been ready to obey the orders of the state and its officers. We might even now punish you as you deserve; but we will leave you to answer to your gooroo and your God; while we, deserted and betrayed as we are, will do what we can to preserve the independence of our country,’” &c., &c.

During this war of the Sikhs against the English, the Rajah Gholab Sing remained neutral at Jummoo, in the mountains.

It is true he promised his support to the Sikhs, but he hesitated in fulfilling them as long as possible. A short time previous to the last battle, at Sobraon, some hundreds of the Sikh delegated punches (deputies) succeeded in drawing out the "bear," as they used to call him, from Jummoo, his den. Under the pretext of getting the order from the ranee herself and the durbar, he went, accompanied by them, to Lahore. But this was only done in order to procrastinate. Arrived at Lahore, I called on him, because we were well acquainted with each other, and he asked me for my advice how he ought to act in that critical position. He complained of the embarrassment he was in; "because," said he, "the same Sikhs who murdered my brothers and sons, and who, under Jewahir's administration, attempted my own life, are now endeavouring to draw me into the field, in order to fight against the English." I advised him not to mingle with the affair. This agreed with his views, the Sikhs having already lost three battles; and it was more than probable that the fourth, which must decide the destiny of the country, would be their last. The treacheries of the chiefs having been well known to him, I made him aware how prudent it would be to demand the eighteen English prisoners at Philoor, and to send them to my house, which he did. Meanwhile, the news of the defeat at Sobraon reached us, and that the English had passed the Sutlej. They requested Gholab Sing to repair to Kussoor. He despatched the English prisoners (among whom there was Doctor Benet) on elephants into the English camp, having previously made them presents at the durbar; and three days after, Gholab Sing followed them.

He chose me to accompany him as a private counsellor; at the first station, Kanekatch, about fourteen miles from Lahore, we received news from the city which intimidated me. It was rumoured that the defeated Sikhs had collected the rest of their troops, and intended to kill their commander, the traitor Teja Sing; and having done so, that they then intended to divide into two parties, one to march towards Lahore, to plunder it, and take revenge on the ranee and her paramour;



۱۹۰۵


دستگاه مللذنباع پورنابہ دکتر ونگ مسدسکا

جونى ونگى رسيد بى نذلفج دومر انهاره هونامو

سوم هر كمر عور لاج مده كنه دوانى بايول انهم

نخى ۱۹۰۵ ۵۶۵۹ نام

سوم هر رسك





and the other to attack Gholab Sing and his retinue, for having first promised them his assistance, and instead of that, intending to go to Kusoor, to surrender the country to the English. Fearing to be attacked during the night, no one allowed himself any rest. Gholab Sing placed four cannons which he had with him, under the command of Captain Gardner, at some distance from our camp, and he himself occupied the whole of the night in going the round of the various out-posts. Happily the Sikhs did not execute either of their intended movements, and the next day we arrived unmolested at the English camp, in the vicinity of Kusoor. Gholab Sing with his suite were not received with much apparent cordiality, but when all was settled, and the English had obtained what they desired, the scene changed its aspect; the young Dulleep Sing was brought from the capital to give his sanction to all the transactions, the English then proceeded to Lahore, and thus ended the independence of the once powerful state founded by Runjeet Sing. The English forces encamped at Meean Meer, about five miles from the city. To enfeeble the country, it was divided into three parts; one was left to the Sikhs, the second was annexed to the English possessions, and the third, Cashmere, comprising a part of the mountains, was appointed to Gholab Sing, as a reward for the services he had rendered, and also in consideration of a large sum of money he had delivered over, to the conquerors. He was promoted to the title of Maharajah of Cashmere, which was made independent of Lahore, but under English protection. Dulleep Sing, after having paid the expenses of the war, remained the ruler of Lahore, and Lall Sing was appointed his wuzeer. Sir H. Lawrence was appointed by the English as Resident, into whose hands the reins of government were entrusted. One of his first measures was the reduction of the army, and the suspension of several establishments for the manufacture of military stores, including my powder-mill, &c. Instead of these establishments, an hospital was erected in the vicinity of the capital, under the direction of the durbar; and

I was entrusted with the organisation of it. In this hospital, an asylum for lunatics was established, and I also created another, viz., an hospital for prisoners.

Rajah Lall Sing, who had risen from the rank of muleteer to be minister of state, did not long enjoy the title of wuzeer ; being a crafty Brahmin, of great influence among his partisans, and in possession of immense riches, which he acquired at the time when he was Runjeet Sing's treasurer (he never having rendered any account of the funds under his charge), such a man appeared to the English to be dangerous, and his removal was considered necessary. Accordingly he was arrested as a political intriguer, and sent to Agra, with a stipulated pension. Teja Sing succeeded to Lall Sing, and at the same time was appointed Rajah of Seealkote, on account of his treachery to his own country on the Sutlej. At the ceremony of his inauguration, the ranee prohibited her son, Dulleep Sing, from making the Tike (saffron sign) on 'Teja's forehead, being fully persuaded that he had caused the removal of Lall Sing, in order to obtain his post. This inconsiderate behaviour of the ranee, who exercised a great influence on her son, caused the Resident to insure her inoffensiveness by exiling her to the fortress of Sheg-Opur. But not having even there remained inactive (in the revolt at Moulton), Sir Frederick Currie, the then Resident, ordered her to be conveyed into another fortress on the Ganges, her plenipotentiary, Gangaram, and General Khan Sing having previously been hung, as associates in the conspiracy. But the cunning lady knew how to provide herself with means, and to find out a method of escaping from her prison ; and it is reported that she is now living in Katmandoo, the capital of Nepaul, not, however, to the displeasure of the English, who thus effect a considerable saving.

Sir H. Lawrence, perfectly acquainted with all the tricks of the orientals, and knowing well how to treat those people, succeeded in procuring their general esteem and approbation. Nevertheless, a short time after the English had occupied the country, a riot took place at the bazaar at Lahore, which was so

serious that the gates of the city were ordered to be shut. The residency was still in the city; and at this critical moment, the resolute Resident, accompanied by Major Edwardes and a few sowars (mounted soldiers), appeared on the spot where the tumult of the mob was raging, in order to establish tranquillity; but they were welcomed by the mob with a volley of stones; Major Edwardes received a slight wound on his forehead, and one of the sowars a sabre wound. On the request of the Resident, Lall Sing caused the ringleaders to be captured; and one of them, a Brahmin, was hung before the city gate, without ceremony or hesitation.

The principal cause of this by no means insignificant riot, was said to be that an English soldier of the garrison gave a cut with his sword to an ox, which is esteemed by the Brahmins as a sacred animal. Since then, however, oxen are not only killed at Lahore, but at Umritsir, the holy city, and the meat is publicly sold at the bazaars. The Sikhs and Hindoos, who consider the killing of oxen and cows to be a capital sin, can do nothing but grieve at the sacrilege, and weep at their inability to prevent it. Their feelings on this point, however, would sometimes take a more active and dangerous turn; and on one occasion, when the Resident gave an entertainment in the royal gardens, called Shallemar, to which many ladies and gentlemen, and their children were invited, and I also happened to be among the number of the guests, we were near falling victims to the people's vengeance. By good fortune, however, the Resident was apprised of the conspiracy, and all preparations were made for our security, otherwise it would, I am afraid, have gone hardly with us, as the quarters of the troops were at Anarkhali, five miles from the gardens. }

Bad health induced the Resident to accompany the Governor-General, Lord Hardinge, to England, and Sir F. Currie replaced him; but as he treated the Sikhs with more indulgence, not being so well acquainted with oriental policy as Sir H. Lawrence, the people soon began to abuse his kindness. Two officers also, named Agnew and Anderson, both of them unacquainted with

the manners and customs of the country, and therefore ignorant of the proper method of dealing with such a people, were sent, accompanied by a native, Serdar Kan Sing, to Mooltan, to receive the state accounts from the Mulraj, and to take their posts as governors of that district. Both these officers were barbarously murdered; and the natives, as if by a given signal, rose in revolt against the English. The troops of the provinces Banu-Tank, Hazareh and Peshawur also joined the hostile movement; and a conspiracy was detected at Lahore, in which, as before mentioned, the ranee was implicated. Their intention was to carry away Dulleep Sing, and to bring him into the camp of the insurgents. An earnest and bloody struggle arose: Dost Mahomed Khan, of Cabul, whom the English released a few years ago from prison, took the conduct of the Sikhs, and they defeated the English in two battles, at Ramnuggur and Chillianwallah; and it was not before the return of Sir H. Lawrence that the English recovered their position, by those two deciding battles of Mooltan and Gujerat, on the Chenaub river; after which—viz, on the 1st of May, 1849—the country was annexed to the English possessions; the Sikh durbar was abolished; and my official capacity depending only on the existence of that body, was consequently at its end. I solicited a pension, which I obtained. Dulleep Sing was sent to the interior of India, where he lived upon a pension, derived from the revenue of the same country from which I receive my own; the only difference between the two pensions being, that I am allowed to expend mine wherever I please. The receipt, however, must be at Lahore; my agent there presenting a life certificate, signed by an English authority.

It was in the year 1839 that I had returned to Lahore, after having visited the European continent and my native country. I enjoyed the pleasure, on my return, of being the companion of General Ventura, who was also hastening to India to resume his duties. On our voyage we had many conversations, among which, the events which had happened during my absence from Lahore underwent discussion. On that occasion, the general



**HARIDAS**

M. J. Y. HANBART, M.P.





related to me an occurrence which at first I could scarcely believe, thinking it a pure invention or a mere joke; but I soon became persuaded that he was in earnest. I give it here with the remark only, that after having arrived at Lahore, I heard it confirmed by other persons, in whose statements I could also place confidence.

Runjeet Sing—thus runs the narrative—was told that a *saat*, or faqueer, living in the mountains, was able to keep himself in a state resembling death, and would allow himself to be even buried, without injuring or endangering his life, provided they would remove or release him from the grave after the expiration of a fixed time, he being in the possession of the means of resuscitating himself again. The maharajah thought it impossible. To convince himself of the truth of the assertion, he ordered the faqueer to be brought to court, and caused him to undergo the experiment, assuring him that no precaution should be omitted to discover whether it was a deception. In consequence, the faqueer, in the presence of the court, placed himself in a complete state of *asphyxia*, having all the appearance of death.

In that state he was wrapped in the linen on which he was sitting, the seal of Runjeet Sing was stamped thereon, and it was placed in a chest, on which the maharajah put a strong lock. The chest was buried in a garden, outside of the city, belonging to the minister, barley was sown on the ground, and the space enclosed with a wall and surrounded by sentinels. On the fortieth day, which was the time fixed for his exhumation, a great number of the authorities of the durbar, with General Ventura, and several Englishmen from the vicinity, one of them a medical man, went to the enclosure. The chest was brought up and opened, and the faqueer was found in the same position as they had left him, cold and stiff. A friend of mine told me, that had I been present when they endeavoured to bring him to life, by applying warmth to the head, injecting air into his ears and mouth, and rubbing the whole of his body to promote circulation, &c., I should certainly not have had the slightest

doubt of the reality of the performance. The minister, Rajah Dhyan Sing, assured me, that he himself kept this faqueer (whose name was Haridas) four months under the ground, when he was at Jummoo in the mountains. On the day of his burial, he ordered his beard to be shaved, and at his exhumation his chin was as smooth as on the day of his interment; thus furnishing a complete proof of the powers of vitality having been suspended during that period. He likewise caused himself to be interred at Jesrota, in the mountains, and at Umritsir, and also by the English in Hindostan. In the *Calcutta Medical Journal* about 1835, there is a full description of the faqueer, and we are there informed, that he preferred having the chest in which he was enclosed, suspended in the air, instead of its being buried beneath the earth, as he feared the possibility of his body being attacked by ants, whilst in that middle state between life and death. Having, however, refused to undergo another trial, several of the English people there doubted the truth of the story, and refused credence in so astonishing a power.\* But it is quite certain that had there been any deception as regards the interment of the faqueer, rendering his experiment easy of accomplishment, those engaged or associated with him, and to whom the task of restoring the vital energies was necessarily entrusted, would of necessity be acquainted with the mystery, and able, since his real decease, to emulate his example; that, however, is not the case. It appears, consequently, that the faqueer was the only one then in possession of that ability; and as a further corroboration of this view of the case, I may mention that I myself inquired in the Punjab, in the mountains and valleys of Cashmere, and in other parts of India, and used every exertion to find a person possessed of this power, in order to bring him to Europe, or at least to Calcutta, but without success. Several Hindoos told me that such faqueers set no value upon money; I replied to them

\* To corroborate the above, my readers can refer to General Ventura (Paris), and also to Colonel Sir C. M. Wade (London), who were present, and assisted at the restoration of the faqueer, some accounts of whom have been published from the Colonel's statement.

however, that at all events they fully appreciated other worldly pleasures. They did not like to hear this statement, implying that the faqueer was a *debauchée*. Several complaints had, however, been made of him, on which account Runjeet Sing intended to banish him from Lahore. He anticipated the intention, by eloping with a Katrany (woman of a Hindoo caste) to the mountains, where he died, and was burned according to the custom of the country. His elopement with this woman may serve as a proof (in contradiction to other statements) that he was neither an eunuch nor a hermaphrodite.

Doubtless, it is a difficult task, and not within the power of every one to acquire the skill necessary for the performance of this experiment, and those who do succeed must undergo a long and continual practice of preparatory measures. I was informed that such people have their *frænum linguæ* cut and entirely loosened, and that they get their tongue prominent, drawing and lengthening it by means of rubbing it with butter mixed with some pellitory of Spain, in order that they may be able to lay back the tongue at the time they are about to stop respiration, so as to cover the orifice of the hinder part of the *fosses nasales*, and thus (with other means for the same purpose, which I shall mention) keep the air shut up in the body and head\*. Novices, in trying the experiment, shut their eyes, and press them with their fingers, as also the cavities of the ears and nostrils, because the natural warmth of the body might cause such an expansion of the enclosed gas as otherwise to produce, by the violence of its pressure, a rupture of some of those delicate organs not yet accustomed by practice to endure it. This, I am told, is especially the case with the eyes and the tympan of the ear. For the better acquisition of this power, they are accustomed to practice the holding of the breath for a long period. They swallow a small strip of linen, in order to cleanse the stomach, and by a tube draw a quantity of water through the anus into the intestines to rinse them. This is

\* A similar process is explained in some of the *Encyclopædias*, in the article on "Engastrimythe," or the mechanism of the ventriloquists.

performed while sitting in a vessel filled with water to the height of the arm-pits. It is said that the faqueer in question, a few days previous to his experiments, took some kind of purgative, and subsisted for several days on a coarse milk regimen. On the day of his burial, instead of food, he slowly swallowed, in the presence of the assembly, a rag of three fingers in breadth and thirty yards in length, and afterwards extracted it, for the purpose of removing all foreign matters from the stomach, having previously rinsed the bowels in the manner I have before mentioned. Ridiculous as this operation may appear to the reader, and as it appears, indeed, to me also, yet these artists must of necessity be complete masters of their body and its organism, and possess a more than ordinary power over the muscles. We are scarcely capable of swallowing a somewhat long piece of maccaroni if it is not well boiled and moistened with butter, &c., to render it palatable. It is probable, however, that they may have lost the sense of taste, and their neck-muscles may be relaxed to such a degree that the long linen strip does not meet with any resistance in the throat. These preparations being made, the faqueer stopped all the natural openings in the body with plugs of aromatic wax, placed back his tongue in the manner I have before indicated, crossed his arms over his breast, and thus suffocated himself, in the presence of a multitude of spectators. On his exhumation, one of the first operations is to draw his tongue into its natural position; after this, a warm aromatic paste, made from pulse meal, is placed on his head, and air is injected into his lungs and also through the ears, from which the plugs are withdrawn. By this operation, the pellets in the nostrils are driven out with considerable force and noise, and this is considered the first symptom of his resuscitation. Friction is then strenuously applied all over the body, and at length he begins to breathe naturally, opens his eyes, and is gradually restored to consciousness. It is related that, two hundred and fifty years ago, in the time of the Gooroo Arjun Sing, a Joghee faqueer was found in his tomb in a sitting posture, at Umritsir, and was restored to life. This faqueer is reported to have been below the

ground for one hundred years; and when he revived, he related many circumstances connected with the times in which he had lived. Whether this tradition be true or false, it is impossible to say; but I am of opinion, that he who can pass four months below the ground without becoming a prey to corruption, may also remain there for one year. Granting this, it is impossible to fix a limit to the time during which a suspension of the vital functions may continue, without injury to their subsequent power.

However paradoxical or absurd this statement may appear, and however persuaded I may be that many a reader, believing himself to be a wise man, will smile at the relation, I cannot, nevertheless, avoid confessing freely, that I do not entirely reject all the details given respecting the circumstance, for as Haller observes:—"In the interior of nature no mortal can penetrate; happy is he who knows a small part, even of its surface." We find much credence given to such phenomena in the most ancient traditions. Who will not remember the history of Epimenides of Creta, who, after a sleep of forty years in a grotto there, is reported to have again re-entered the world from which he had so long been separated? Who will not remember also the seven holy sleepers, who, according to a Vatican manuscript, were concealed in a grotto near Ephesus, in order to escape the persecutions of the christians, during the reign of the Emperor Decius; and who, 155 years subsequently, in the time of Theodosius II, returned to consciousness? But even rejecting these traditions, have we not also similar examples in the animal kingdom? Have not animals, especially toads, been detected in rocks, wherein, according to the calculations made, they had been enclosed for several centuries, in a state of sleep or torpor, and which animals, after having been brought into the air, have recovered their vitality; and it is not necessary to remind the naturalist of the fact, that many species of animals invariably pass the winter season in a kind of sleep, awaking in the spring with renewed and unimpaired energies. Among recent cases, which demonstrate the great endurance of human life, is the

following relation.—At Vienna, some years since, a Hungarian was, during a period of twelve months, in a comatose state, and his jaw-bones were so firmly closed that it was impossible to open his mouth; the physicians were consequently obliged to extract some of his teeth, in order to administer some remedies and broth, to preserve life; he nevertheless at last recovered.

In the Philosophical Transactions for 1705 (Nov. and Dec., Vol. XVII., p. 2177), the history of a case is related, which supports what has been previously mentioned:—"A man of about twenty-five years of age, living in the neighbourhood of Bath, fell suddenly asleep, and continued for nearly a month in that state. Two years afterwards, he was again in a similar condition: his jaw-bones closed themselves; he was unable to eat, but fell asleep, and continued to be deprived of sensation for seventeen weeks. This occurred at the time when barley was being sown, and when he again awoke it was quite ripe. In the month of August he again fell asleep. He was bled; stimulating remedies were employed; and every means of restoration were used which the medical skill of the period could suggest, but in vain; he did not awake until the month of November." In Plott's Natural History of Oxfordshire (c. 8, sec. 11, p. 196, published in 1677), a case is alluded to, which, not being generally known, I will quote here, it being another evidence of the length of time during which a person may exist without nourishment.

"Rebekah Smith, the servant maid of one Thomas White, of Minster Lovel, being above fifty years of age, and of a robust constitution, though she seldom ate flesh (it scarcely agreeing with her), after she came from the communion on Palm-Sunday, April 16, 1671, was taken with such a dryness in her throat, that she could not swallow her spittle, nor anything else to supply the demands of nature; and in this state she continued, without eating or drinking, to the amazement of all, for about *ten weeks*, viz., to the 29th of June, being both St. Peter's and Witney fair day; by which time, being brought very low, her master made inquiry, and found out a person who gave him an amulet (for it was supposed

she was bewitched) against this evil; after the application of this amulet, within two or three days time (though I dare not suppose there was any connection between the medicine and the disease), she first drank a little water, then warm broths in small quantities at a time, and nothing else till Palm-Sunday again, twelve months after, when she began to eat bread and other food as she had formerly done; and the record states that she was then about the age of sixty, and still living in the same place, ready to testify to the truth of the matter; as were also Thomas White and his wife, who were the only other persons living in the house with her, and who would confidently assert (for they carefully observed), that they did not believe she ever took anything whatever in those *ten weeks* time, nor anything more than what is before mentioned until the expiration of the year."

The London Medical and Physical Journal, Vol. XXXV., p. 509, states that:—

"An account of the sleeping woman of Dunnibald, near Montrose, was read by the Rev. James Brewster, at the Royal Society of Edinburgh. Her first sleeping fit lasted from the 27th to the 30th of June, 1815. Next morning she again fell into a sleep which lasted seven days, without motion, food, or evacuation. At the end of this time, by moving her hand and pointing to her mouth, it was understood she wanted food, which was given to her; but she remained in her lethargic state till the 8th of August, six weeks in all, without appearing to be awake, except on the 30th of June," &c., &c. This case is well authenticated.

And in J. N. Willan's Miscellaneous Works, published by A. Smith, M.D., p. 339, he states that he had seen many, mostly Jews and other aliens, of a dark, swarthy complexion, sometimes lie six or eight weeks in the torpid insensible condition above described.

After this digression I will return to my own adventures, having first cited a case in which the remedy called *Mumiai*,

and of which mention has been frequently made in this book, proved very efficacious.

In the time of the Maharajah Sheer Sing, it happened that an elephant, in spite of all the caution of the driver, and of the animal itself, during the darkness of the night, fell into a grave in traversing the ruins of old Lahore. Mrs. Van C— was thrown from her howda, and had two of her ribs broken by the fall. I may also mention that she was at that time in the ninth month of her pregnancy. I began my treatment with a copious bleeding from the arm, and afterwards administered to her one grain of mumiai daily, for three successive days, and ordered her to lay quietly on her back, so as not to disturb the bandage. On the fourth day, when I visited her, she endeavoured, but in vain, to make the cracking of the bones audible by moving from one side to the other, the union of the fracture was already effected by the *callus*, and a few days subsequently she was delivered of a fine healthy boy with much ease.

About the same time, under Sheer Sing's administration, a faqueer struck me from behind with a stone, whilst I was passing the bazaar at Lahore; I was told that he was insane, and had already behaved in the same rude manner to some sirdars. On this account I caused him to be imprisoned, placed a chain upon his legs, and had him taken to my powder-mill to work. I gave him good food, administered remedies, and prohibited him from smoking churrus or eating opium, to which habits he was previously addicted. Scarcely was he a few days in the mill when I was informed that he had been bitten by a serpent, and at once sent him some medicaments which I judged likely to prevent the ill effects of the venom. On the same afternoon I visited him, and found him in good spirits. I at first attributed the circumstance to the effect produced by the remedies I had sent, but was surprised on hearing that he had not taken them, he being of opinion that the venom of the serpent was incapable of affecting him,



inasmuch as he had often been bitten by serpents without having sustained any injury. The serpent which wounded him on this occasion was a viper, which he had caught and retained in his possession, and he offered to allow himself to be bitten on the tongue, if I would consent to witness it. At that time, Dr. W. Jameson (now superintendent of the botanical garden at Saharunpore) was on a visit to Lahore, and the maharajah showed him great attention, which induced me to inform the maharajah of the offer made by the faqueer, and I requested him to relate the case to Dr. Jameson, as I felt sure he would be interested in it.

As for myself, I doubted the truth of the faqueer's assertion, and was persuaded that no European physician would believe it. Accordingly, I was directed to present the faqueer to the doctor, who was at that time stopping at Anarkullee. To test the experiment, I took a fowl with me. The doctor smiled, when I related to him the particulars, and, as I expected, expressed his disbelief of the faqueer's statement. However, the faqueer put his hand over the pot in which the viper was contained, and he was immediately bitten; he afterwards held the fowl near the pot, which was also bitten; but the doctor still appeared to think there was some deception in the matter. I took the fowl home, and placed it beneath a basket, where I found it dead on the following morning; although the faqueer, who was bitten first, was quite well. I then took him, and also the dead fowl, with me, to present them to the maharajah; and having given him a full account of what had been done, informed him that both the faqueer and the fowl had since been under my surveillance. At his request, the faqueer was presented to him. He was accompanied by a mezur (workman), who had just caught a viper, which the faqueer had put into the same pot in which the former had been, and presented it for the inspection of the assembly. Maharajah Sheer Sing asked him whether he would really allow himself to be bitten by venomous serpents, and whether it was true that he would not thereby sustain injury? The faqueer answered in the affirmative, and offered to give

immediate proof of it. He uncovered the pot, and was about to present his hand, but the maharajah objected to the serpents which the faqueer had brought with him, and said that he would order some to be procured. He handed to the faqueer seven rupees, which he had just received as nazarana (present), but he immediately gave them to the mezur, saying, "That is a gift of the son of a laundress," and departed. Sheer Sing pretended not to have heard this insulting remark, although it was spoken so loud that every body noticed it; and I felt much annoyed, having been the cause of the introduction of the insolent faqueer. I reprimanded him, and gave orders for his re-imprisonment as a lunatic. He had not yet given the maharajah a proof of his assertion, and consequently had not deserved the reward of seven rupees. The bad consequences of his unruly tongue, however, did not fail to overtake him; I did not doubt that Sheer Sing would very soon procure the serpents which he had ordered, and therefore gave instructions to the soldiers who accompanied the faqueer to the mill, to bring him early in the morning to my abode, so that he might be at hand, in case the maharajah should send for us. The next morning the faqueer, on his way to me, met with a friend of his, who inquired where he was going, and why he was fettered? He replied that he was bound to show to Sheer Sing his ability, and at once, as if in bravado, untied the pot which contained his two vipers, and caused himself to be bitten by one of them. Scarcely had he advanced two steps, when he staggered and fell. But he summoned all his strength, and rose again, in order to proceed, but again fell; and not being able to rise a second time, a charpai (stretcher) was brought, to convey him from the bazaar to my house. He was followed by a multitude of curious people, and I caused him to be taken into a neighbouring stable, belonging to the faqueer Chirakooddeen, who went immediately to see the patient, as he was then vomiting blood. Chirakooddeen was of opinion that he could never recover, and the injured faqueer being a Brahmin, he wished me to send him to a termsale (an Indian temple), in order to avoid

the unpleasant consequences which might attend his death ; but, on mentioning this intention to the patient, he preferred being conveyed to a friend of his, who was living at the tower called Shahburj, where he himself had previously resided ; which was accordingly done. I gave him some remedies, and sent him away ; but scarcely was he removed from the stable, when the payahs (armed attendants of the durbar) appeared, summoning me to present myself with the faqueer to the durbar. I stated, that he had already received the reward of his insolence, and was not expected to recover ; but Sheer Sing, who was probably much annoyed at the epithet, "son of a laundress," despatched several messengers, ordering me to bring him to the durbar on his bed ; and I was obliged to obey. I arrived, however, too late, for the assembly had already left the durbar, and Sheer Sing had departed from the hazooreebagh to the interior of the fortress. On the same day, the faqueer had a swelling on his knee, and diarrhoea ; but he soon recovered, and afterwards proved very useful to me, when I began to make my experiments with the serpents, which produced so many curious results, that I sacrificed upwards of two hundred fowls in less than six months. At that time poultry was remarkably cheap at Lahore, the English not having yet occupied that country, and four couple could be purchased for one rupee. The faqueer really possessed the secret of preventing his blood being affected by the bites of venomous reptiles ; and, having at length succeeded in obtaining his statement of it, I now present it to the public. The faqueer was an arsenic-eater, and to this reason he ascribed the cause of his remaining unaffected by any serpent's venom. Perhaps he was right, because in India arsenic is an ingredient in various compositions which are recommended as remedies against the bite of serpents. He told me, that during his stay under my control, he could not procure the poison, and that that was the reason why the viper's bite affected him, which might possibly have been the case.

On my journey from Cabul to Bokhara, I met with an Affghan physician and horse-dealer, travelling from Bokhara, who, it was stated, consumed every day one drachm of arsenic, in order to

maintain his appetite, which he lost in the absence of that remedy, and that he had been in the habit of using it since his earliest childhood. He was a thick-set, muscular man, of good intelligence, merry humoured, had a light complexion, and long black hair. The proverb proved true with him :—

“ Quod cibus est aliis, aliis est acre venenum.”

“ One man's meat may be another's poison.”

In my numerous collection of serpents, I had only three venomous species, namely:—1. The annulated serpent (*Aspidoclonion*); 2. The cobra di capello (*Aspis Naja*); 3. Vipers, of different colours and sizes. The first (*Aspidoclonion*) is reputed to be the most venomous. Its poison affects the throat immediately, whence the Indian name, sungchure (neck-strangler). It is stated that its bite will kill the strongest man in one hour, and that no antidote is yet known. The length of this serpent is about a yard and a half, and it is an inch and a half in diameter. Its back is of a dark-grey colour, the belly white, the head not bigger round than the body, the tail long and pointed. One span below the head, cross-stripes of a white colour commence, similar to rings, each one inch distant from the other, which run down to the end of the tail. It is stated that they live for five hundred years. They cannot easily be excited, and consequently they seldom bite. The man who brought me such a reptile, took it up with a linen rag tied round his hand, opened its mouth with a small stick, introduced the neck of a live fowl, and set them both at liberty. The serpent held the bird for a few seconds, and then released it. The poor animal seemed to be stunned; it did not appear to suffer any pain, but was unable to move, shut its eyes, and sat down. I lifted it up, and examined the bitten part on the neck. It was scarcely to be detected, and looked like the wound from a pin. After the application of some local and interior remedies, it seemed to recover a little; opening its eyes, erecting itself on its legs, and having two watery evacuations of a dark-green colour. A quarter of an hour after the bite, it sat down again, and died. All this lasted

about twenty-four minutes. Should not the endermatic application of this virus be the real and true remedy against the hydrophobia? as this poison affects the neck, as well as that of enraged animals. "*Extremis morbis, extrema remedia!*" It deserves to be tried, if not on man, at least on animals. But many will ask, how can we procure those serpents? to which I reply, that as soon as the efficacy of this substance is proved in a satisfactory manner, it can easily be procured in sufficient quantities from the natives. The reptile can be preserved in Europe as easily as others, especially as its term of life is stated to be of such a long duration. Having found in the slough or cast skin of serpents manifold medicinal virtues, when employed in the way I use them in my system, it is possible that they would also produce a good effect endermatically (introducing them in a prepared state), acting as a substitute for the virus. That is also the case with inoculation; in want of the lymph, the crust dissolved in water, will answer the same purpose. The cobra di capello is less venomous than the annulated serpent, though its venom is stronger than that of the viper. The joghees in Hindostan earn their livelihood by exhibiting the cobra to the public. They carry them in boxes, and when the box is opened, they begin to play on a sort of bagpipe; on hearing which, the serpent erects itself, its neck swells, and it moves its head alternately to the right and left, keeping time to the music as if it were dancing, which affords much amusement to the spectators, and sometimes terror to those who do not know that their venomous fangs have been extracted. The bite of the cobra can, as well as that of the vipers, be cured, for which purpose spirit of sal ammoniac, hartshorn drops, or Eau de Luce, are excellent medicaments; but being seldom at hand when they are wanted, I advise, in all cases of bites from venomous animals, that the poison should be at once vigorously sucked from the wound, which will not be productive of any prejudicial effect on the healthy mouth or the stomach. It is also advisable immediately to bind a ligature under the wound, until the venom is sucked entirely out. Even if the animal

poison is swallowed in considerable quantity, it is quite harmless, as it becomes decomposed by the chyle. The poultry which I killed in the experiments I made, my cook, who was a Mahomedan, would certainly have prepared for the table with great repugnance, owing to their not having been Halal, *i.e.* killed in the name of God, by letting their blood flow, but had perished whilst the blood was in them; my sweeping man, however, a Bangee of the Pariah caste, eat them with avidity, and grew corpulent upon the fare.

The following case may prove that all large serpents are not dangerous, but on the contrary, sometimes even useful. One day my domestics caught a large one in the surdekhanah or teikhana (cellar), which they had killed and thrown it into the street. When I observed its extended stomach, I was desirous of knowing the contents, and having caused it to be opened, we found a rat, which had been swallowed by the serpent whole, and my domestics regretted having destroyed such a brave rat-catcher.

Speaking of serpents, I may mention here a particular disease, which they designate at Lahore, Mar-ashekh (serpent-love), and which, according to their statement, occurs only in the Punjab. I never heard of it in any other place; and I mention it, hoping that the English physicians, particularly those now living in that country, will take the trouble to investigate the subject, and ascertain whether this disease is peculiar to the Punjab, and why it occurs only between the Indus and the Sutlej.

Should the investigation of this curious disease lead to a satisfactory result, and should any one be successful in capturing a real musk-deer in the Punjab, I should be much gratified, and science would be enriched.

The faqueer Noor-oo-Deen, at Lahore, who at present enjoys great respect from the English, for his extended knowledge and eminent merits, was the first who directed my attention to the disease I have mentioned, a short time before my first departure from Lahore in the year 1832, and who introduced to me at that time a patient afflicted with it. It was a laundry man, of the



H A K I M

M. S. MANARI, DEL.





age of sixty, although he appeared nearer eighty. He allowed himself to be bitten every month by serpents. He was of short stature, and of a cachectical appearance; his perspiration, which I perceived at some distance, was peculiarly offensive, and was similar to that of serpents. He told me he had been troubled with that malady upwards of thirty years; that at the commencement he permitted himself to be bitten once a year, afterwards twice, but at that time, once in every month, and that the serpents followed him even into the water. He stated that only four days previously he had been bitten on the upper part of his hand, on which I could perceive a *cicatrix*, and he showed me numerous scars on his hands and feet, so that I could not doubt the truth of his statement. He added, that he had often sucked the venom or poison from the wounds of bitten people. I am of opinion that he, in sucking the poison from others (unless it is neutralized by his saliva) extracts or diminishes it; but, in their own cases, a similar virus being existent in their system, every time they are bitten the fresh virus neutralizes temporarily the other. *Query*—May not such persons be able to neutralize even hydrophobic poison?

The before-mentioned learned faqueer and his four adult sons, as also other native hakims, may give a full explanation of the above case, and procure for the English physicians some such patient, so that they may be able to satisfy themselves of the fact, and investigate the matter. I have seen at least a dozen of them at Lahore, who were all males; and I am told that the number of such patients in the Punjab is very large. The nature of the disease is, that the patients, at certain periods, have an irresistible inclination to be bitten by serpents; which they say does them a great deal of good, as for a few days previously they are troubled with fainting and dizziness, nausea, want of appetite, disinclination to work, and heaviness in the limbs. These are the symptoms of the disease in question; and at these times the serpents are attracted towards them by the scent, and the patients, looking upon them as their welcome benefactors,

willingly stretch out their hand or foot, when the reptile is advancing towards them; after the serpent has bitten them it retires, and the patient then feels relieved. The greater part of such patients are, once a year, viz., in July or August, visited, wherever they may be, by their reptile friends. I met with only a small number who required to be bitten twice a-year; and with only one indeed who wanted to be bitten monthly. What I have related is certainly a singular fact, and highly interesting to naturalists. But how is it that this disease is peculiar to the Punjab? The natives assert, that the bite (when it is with young) of the *Amphisbæna* (erroneously called *Dumuha*, two-mouthed serpent), which is generally believed not to be venomous, is the cause of the disease, and that the virus at certain periods ferments in the human frame. This species of serpent being indigenous in America, it is worth inquiry, whether the disease is not also to be found in that part of the world? A patient thus afflicted told me, on one occasion, that he was advised as a curative process, to seize the serpent at the moment it approached him, and having previously wrapped a cloth round its head, to bite it off. By neglecting to envelope the serpent's head, he was told that he would lose two of his front teeth.

Some hakims at Lahore recommended as a remedy, the fruit of *Crataeva Tapia*, mixed with oil, which is used externally as an ointment.

After this digression about serpents, the relation of which may have been of some interest, it will probably not appear superfluous, if I explain the meaning of the expression used by the faqueer who performed the experiments with the vipers, in calling the maharajah, the "son of a laundress."

One of the wives of Runjeet Sing gave birth to a girl, at Vetalah, and in those countries the birth of a female child is not considered as a happy or fortunate event. By chance a laundress in the neighbourhood brought forth at the same time, a strong boy. The ranee having been apprised of this, and wishing to have a male child at any price,

arranged with the laundress to exchange the new-born infants. But nothing beneath the sun can remain concealed, says the proverb; Runjeet Sing became acquainted with the fact; but he showed no displeasure at the bargain, and adopted the child as his son. He gave him an excellent education; and the abilities of the adopted son soon developed themselves, and caused the maharajah to entertain great regard for him, and he was treated with equal respect to the royal prince; as for instance, he ordered both to be presented with chairs (an honour paid only to the highest rank), whilst the ministers and sirdars were obliged to occupy inferior seats. Ultimately, with the assistance of the minister Dhyan Sing, and that of the troops, after three days' hard struggle, he ascended the throne. Like Runjeet Sing, he was a friend to all Europeans, especially to his neighbours the English, to whom he gave support after the catastrophe at Cabul. The murdered royal prince, No-Nehal Sing, might not have acted in the same manner, and the English may regard his death as a fortunate event. Having thus given a brief account of the political events, &c., of the country in which I spent so considerable a part of my life, I will now present to the reader a more ample detail of the *medium* system to which I alluded in my preface, and also a full account of the incidents which prompted me to adopt that system, feeling persuaded it will prove an interesting subject.

My readers are aware that besides the Alloepathia which I practised for many years, I also tried the Homœopathic method, and my own experience, as well as that of others, brought me to the conclusion that a rational physician may derive successful results from both systems. Nevertheless, I found that the *enormous* doses generally administered by the Alloepaths, and also the *infinitesimal* ones used by the Homœopaths, were both of them far less beneficial than they should be. This observation induced me to investigate the matter with much earnestness; and in the extensive practice which I had at Lahore, I was induced to adopt the medium between those two extremes. I know well, that in politics the system of *juste*

*milieu* does not enjoy a great degree of credit, especially since Louis Philippe has lost by it the throne of France; but that which is incongruous and inconsistent in politics, may be otherwise in the empire of science; and the numerous successful results which I have found this medium system to have effected, have tended most strongly to confirm that opinion. To support my assertion, I may cite the two well-known words of the Greek—*Μηδὲν ἄγαν*—*Ne quid nimis*—"Too much is as bad as too little," as they say in England.

Soon after the death of Runjeet Sing, in the year 1840, I began to experiment upon this new principle; and five years afterwards, the epidemic cholera raged at Lahore. It proceeded slowly from middle Asia, or Turkistan, through Cabul and Peshawur, as we learned from the Delhi Gazette, in which it was stated that the epidemic was taking a direction towards the East Indies. I thus had sufficient warning, previously to its arrival at Lahore, to prepare myself for its reception. It was a dreadful spectacle, to witness the fury with which it swept away its victims. At its first appearance, the Hindoos and Sikhs conveyed the bodies of the deceased through the gate called 'Tunksallee-Derwazeh, because of its being near to the river Ravee, on the banks of which they were accustomed either to burn the corpses or throw them into the river; but owing to the progress of the cholera, the number of funerals became so great that the passages of the bazaars were interrupted, and the government was obliged to issue an order that the dead should be carried through other gates also; and thus the Sikhs and Hindoos were, like the Musselmen, carried through the respective twelve gates of the city. When the epidemic had reached its height, there were upwards of eight hundred deaths daily, out of a population of about 70,000. During that fatal period I had the opportunity of making a large number of experiments; but the six weeks during which the disease raged passed rapidly away; and, but for the horrible suffering which its longer duration would have entailed upon its victims, I could almost have wished, for the interest of mankind, that my opportunities of observation had

been still further extended, in order to enable me to arrive at results which might have been more prolific of benefit to suffering humanity. For instance, I began, during the decrease of the cholera, namely, during the last three weeks, to try the effect of galvano-electric rings as a preventative. I caused a few hundreds to be made, some of copper and zinc, and others of silver and zinc, which I distributed gratis, and observed, that whilst some of those who wore the rings of copper and zinc fell victims to the disease, those who wore the silver and zinc rings were all saved. It is true, that some of the latter became infected with the disease, but the attacks were of so slight a nature that, in my opinion, they would have recovered without any medical assistance. But I must repeat, that this was only at the time when the disease was already on the decline; and since that period, I have had no other opportunity of making further observations in that country; consequently, I cannot assert that this preventative is infallible. However, to ascertain still further the value of these rings for the purpose indicated, I ordered some hundreds of them to be made during my stay at Vienna, in the autumn of 1850, at the period when that Asiatic guest took up its residence in that capital. I presented them gratuitously to many persons, and I have not heard of a single fatal attack attending the wearers. Many medical men and others expressed their opinions upon the subject, and thought the idea a ridiculous one; but the future will show whether I am mistaken or otherwise. Some of the wearers of these rings at Lahore stated that they diffused warmth in the finger on which they were worn, in fact I observed a sort of rash to break out on the part on which they wore the rings, and they were obliged to discontinue wearing them for a few days, or place them on the other hand. One ring is quite sufficient for one person, although the wearing of several would do no harm. Bracelets, buckles, and chains produce still greater effects, and I am of opinion that such rings, &c. are not only useful during the cholera, but are beneficial in many other respects. I have myself enjoyed the best of health during the last six years, which I attribute

in a great measure to the wearing of a ring of this description. I must observe that those who make use of such galvano-electric rings, ought not to be anxious when experiencing any slight indisposition, and should avoid resorting at once to strong remedies, lest the ill effects of those remedies should be attributed to the ring, and thus destroy the confidence of the wearer, and lead to a false conclusion. While advising persons to wear such rings, it is not, however, to be considered that they are talismans or amulets; their virtues are of another character, which I will endeavour to explain. We know well what mighty influence the electric and magnetic fluid exercises on the material world, and that it produces many of those wonderful phenomena, which the wisdom of antiquity was unable to explain; but our modern naturalists have succeeded, if not in absolutely discovering the hitherto hidden secrets of nature, at least in lifting a portion of the veil which conceals them. There is no doubt that an electro-magnetic fluid is diffused through our most subtile nerves, its source or battery is the brain, and it is probable that the wise Creator, for that reason, has there united all the organs of sensation. Through the continual mild and slight stimulation which these rings produce upon the nervous system, in consequence of their affinity with the electric fluid existing in the body, we may believe them to operate in a manner analogous to lightning conductors, and thus to maintain the functions of the nerves in their normal state. I refer the reader, as regards the construction of these rings, to the illustrations of those which I distributed at Lahore and Vienna, as given in the second volume of this work.

In the last year of my sojourn at Lahore, 1849, I observed, in the English medical journals, a description of a galvano-electric apparatus, consisting of one zinc and one silver plate, united by a silver wire, and the statement of its effects, especially upon ulcers and similar cases. This induced me to make some experiments in cases of this description, in which I succeeded; especially at the prisoners' hospital, where two brothers had on their feet two cancerous ulcers, which were completely eradicated, the one

in four, and the other in six weeks. At the same period, it happened that several cases of sporadic cholera occurred; and, having ascertained the before-mentioned apparatus to be efficacious, and persuaded, as I was, of the benefit of my rings, which are composed of the same materials—silver and zinc—I determined to make an experiment with the apparatus upon these cholera cases, which proved to be of the greatest utility. It was quite natural that when I imagined I had solved that enigmatical question—the positive method of curing cholera—I should endeavour to put my method in practice during the raging of that epidemic in Vienna; and I accordingly made application to the Minister of the Interior, soliciting him to allow me to attend some of the cholera patients at the hospital. The minister consented; but the interval between my soliciting and obtaining the permission was so long, that the real type of the disease no longer existed: the cases were mere malignant cholera-typhus. Scarcely one of those I saw at the hospital recovered. I only attended three patients. The first removed the apparatus from her body, without any one being cognisant of the fact, and died on the following day; the second was brought to the hospital in a senseless, dying condition, so that I thought it unnecessary to apply the plates; and the third patient continued to exist until the eleventh day. As the cholera-patients, however, with or without appetite, were compelled to subsist on meat soups containing parsley, celery, onions, &c.; and the medicines which were administered were prepared by their own apothecary; and as the disease was on the decline; I discontinued my attendance, without arriving at any definite conclusion.

At Lahore, I performed some operations while the patients were under the influence of chloroform; and among these were two boys who were troubled with stone in the bladder. Both were operated on with the apparatus altus, with the assistance of Dr. Hathway, the surgeon to the Residency. But the operation on one of them, the most healthy-looking lad, terminated fatally, which may be attributed to the stone being attached to the mucous membrane of the bladder. The mother of this boy gave

him secretly, shortly after the operation, a quantity of butter with sugar, believing it would strengthen the patient. The boy began to vomit in a violent manner, felt oppressed, and started from his sleep; and this may possibly have accelerated his death. The other boy recovered. A year previously, assisted by Dr. A. Hening, I operated on a boy labouring under the same disease; the operation was effected after he had inhaled the vapour of ether, and he remained drowsy for three days. The cure, however, was speedily effected, although two large stones had to be extracted from the neck of the bladder, which were with great difficulty withdrawn. My colleague began to doubt, whilst I was operating, whether any stone at all existed. But instead of one, there were, as I have already mentioned, two large ones.

As regards these anaesthetic agents, I prefer the inhaling of ether to the application of chloroform, although I must confess, that much depends on its being properly prepared and skilfully administered. Dr. Hathway performed, in my presence, many successful operations with chloroform. We procured ours from Kanpore. I also performed, assisted by Dr. Hathway, two amputations at the gaol hospital, whilst the patients were under the influence of ether, without either of them uttering a word; nevertheless, I adhere to the opinion of those who assert that the tenth part of chloroform mixed with ether makes a preferable composition.

At Lahore I made the acquaintance of a native Mahomedan stone-operator, who, like the other native surgeons of the east, extract the stone through the perineum, according to the old method of Celsus. Two fingers of the left hand are oiled, and introduced as far as possible into the rectum, whilst the operator presses with his right hand somewhat above the navel downwards. Thus the stone is felt with the finger in the rectum, when it is drawn down and cut out of the bladder through the middle flesh. But if they are not able to bring it down, which is often the case with adults, they are compelled to leave it, being ignorant of the use of European surgical instruments, or the lateral operation. They cure the wounds





JERAH



*per primam intentionem* ; fatal cases seldom occur, but a fistula frequently ensues. There are also native oculists at Lahore, who are Musselmen. They sit in the streets, operating with rude instruments ; but in spite of their theoretical knowledge, which cannot be denied, they blind more patients than they cure. The cataract they depress by means of two instruments, a lancet and an awl.

The three jerahs (native surgeons), also Mahomedans, whom the durbar appointed to be my assistants at the hospitals, did not possess much skill, and besides their ointment boxes they had only some razors, lancets, pincers for drawing teeth, and cupping-apparatus. Of operations with other instruments they had no conception. They did not even know how to bind an artery, and amputation was a process of which they had never heard. My operations for the extraction of the stone seemed to them a miracle ; they soon, however, became proficient in the operations of tapping and vaccination, for both of which they had a strong inclination.

In the Punjab, the inhabitants practice a sort of animal-magnetism, which they call *jara*, or *manter*. It is employed for inflammatory, rheumatic and nervous pains, especially in the eyes, ears, teeth, &c. The operator, a man or woman, places himself opposite the patient, holding a green branch or a small stick in his hand ; with this he drives, according to his assertion, the evil spirit from the affected parts, by striking the patient's body occasionally with his instrument, in a downward direction. With that he mixes a little hocus-pocus, by murmuring odd-sounding words, and at intervals blowing upon the affected parts.

The pulse is considered of very great importance in the east ; and they believe the doctors are able to investigate by it the most latent diseases. Uroscopy is also in credit among the natives. Sometimes I could not forbear laughing, when at consultations with the hakims ; but I thought that when among wolves one must howl also. On one occasion, we deliberated about curing a chronic gonorrhœa, on which occasion a hakim proposed the

local *balneum cucurbitae citrulli*: a water-melon was proposed to be procured and opened, the contents of it to be crushed, and the *membrum virile una cum scroto* introduced. Another, boasting of his ability, brought a still better remedy on the carpet, recommending it as a *probatum est*. This highly praised remedy consisted in roasting a sugar-melon, wrapped in dough, and while luke-warm making a hole therein *per quod foramen penis erectus inserendus et semen virile injiciendum esset. Risum teneatis amici!*—But we did not employ either, a hakim of Peshawur prescribing pills of camphor, *convolvulus argenteus*, opium, *pyrethrum* and *sedoaria*; these, together with some injections of solution of sulphates of zinc and copper which I administered, produced the desired result, and the patient was cured within a month.

These consultations were generally held in the presence of the patient, so that he might choose whichever remedy he preferred. In the assembly of the hakims, the Persian language was spoken, and the technical terms used were Arabic, which no patient could understand; but if there were present any Hindoo physicians or pundits (astrologers), which was always the case when consultations were held at respectable houses, then the Indian language was spoken, because generally the Indians are not versed in the Persian.

Alms are given on every occasion of illness, but mostly at the time when the patient's last hour seems to be near; and consequently large numbers of poor faqueers and Brahmins assemble on these occasions at the entrance to the houses, especially of those inhabited by wealthy people.

Chronic diseases are temporarily treated with a composition of myrobalans; and in the following spring china-root decoctions are employed. This is their last resource; which corresponds with the "change of air" recommended by our European physicians, that being the panacea invariably resorted to by the latter, when they are at a loss what to do with their patients.

I have already mentioned the asylum for lunatics which I



PL. 9

A T T A R

V. S. Sankar, MP.



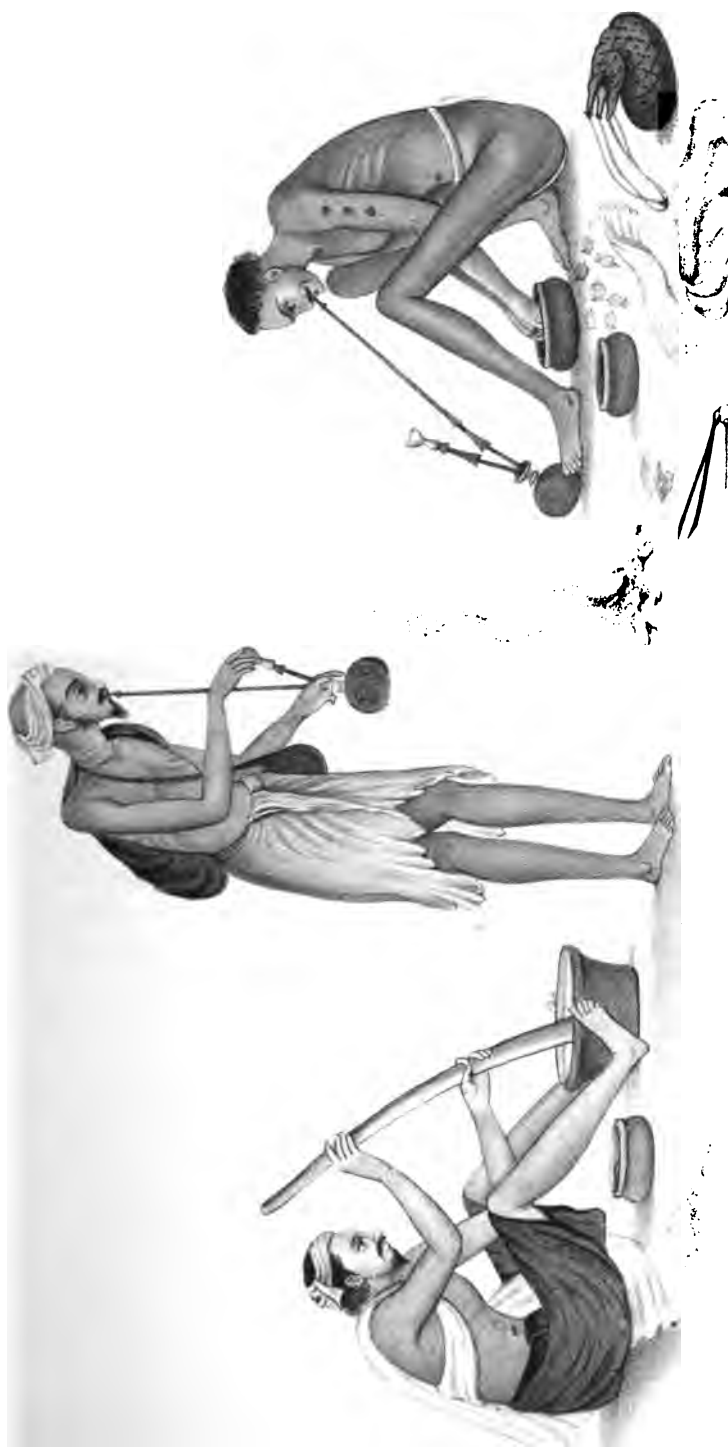
established at Lahore, and will now inform the reader of the origin of that establishment.

Major Mac Gregor, the director of the police at Lahore, on passing the bazaar on horseback, was one day stopped by a woman, who was believed to be insane. On account of this accident, the Resident issued an order that the durbar should establish an asylum for such persons. I was consulted upon the subject, and it was resolved that such patients should be received into my hospital. Accordingly, many lunatics were brought there, and they were generally followed by a great many curious spectators. I succeeded in curing, in the course of two months, the first five individuals under my superintendance, which fact I communicated to the Rajah Teja Sing, and he ordered me to present them to the assembly at the Residency of Anarkullee: which I did. But they manifested no desire to see them, and looked upon the matter with indifference, by which I began to perceive that my stay at Lahore was near its end, and that the best thing I could do was to return to Europe. Neither did I think it necessary to wait for the arrival of my assistants, whom I had, with the permission of the government, requested to come over; namely, an apothecary and a surgeon, from Europe. Both of these gentlemen had received from me 3000 florins for the expenses of their journey, and I intended also to pay their salaries from my own private purse; for as my health was on the decline, in consequence of the many affairs to which I had to attend, I was really longing for some relief.

The indifference shown to me, however, in the Residency, did not prevent me from presenting the restored lunatics to the native durbar at the fortress, and I was ordered to send them to their respective homes. The woman who stopped the police-director at the bazaar I presented to Major Mac Gregor when he was in the Kotchery (office). They had committed her to me in a most miserable state, nearly naked, and fettered like a wild beast; now she was dressed in a white gown, and looking quite genteel. Without having been invited to sit down, she

took her seat modestly between the Sherishtedars, or clerks, and behaved with great decorum. The people looked first at one another, and then at the woman, as if, though conscious of her identity, they could scarcely credit the evidence of their own senses. Even Major Mac Gregor was astonished, and asked me what I had done to make her behave so well? My answer was, "by cleanliness, some physic, douche-baths, decent dress, good food, amusements, occupation, presents, promises, &c., &c.; all this, connected with good treatment, scarcely ever fails to bring back such poor creatures to a state of reason. I never beat them, never ill-treat them, but I prevent them from doing any mischief to others or to themselves." This reply highly pleased the major. The woman in question was about forty years of age, and when she was committed to my care, she was so furious that every one feared her. She was jumping about, beating all whom she met, and would have flung stones and other projectiles at any one near her, if she had not been prevented; but her fury soon subsided, she became as quiet as she had formerly been boisterous, and was scarcely able to walk. On an examination, I found her suffering from the syphilitic disease. I asked her how long she had had that disorder; she answered, a long time. Probably she had a *lues occulta*, which might have been the cause of her mental complaint, only when the *lues* broke out again she got rid of the disorder. I regret having neglected that opportunity of trying what effect syphilitic inoculation might have produced. This woman gave me a curious relation of what had occurred to her, and which she stated to have been the primitive cause of her madness. She told me that she had sometime since spent all she was worth on the occasion of the marriage of her only son, but no sooner had the bride arrived than she discovered her to be an hermaphrodite. She made her complaint to the kardar (magistrate) of the village without obtaining any satisfaction, because the judge inclined to that side where the money was in greater abundance. This fact induced her to go to Lahore and apply to the English for redress. On this occasion she lost her reason. Nevertheless, she stopped





B'HANGEE.

CHURSEE BHISTEE.

YAOUKER POSTEE.

W. H. STAMPED 1881



the right person at the bazaar—the director of police, he having probably been pointed out to her as the superior judge, to whom she should apply. At Lahore, I had the opportunity of seeing several hermaphrodites, who enjoyed the privilege of being admitted at all births and nuptial festivals, to congratulate the parties and get presents, this being, in fact, their sole means of subsistence. The birth solemnities, however, only take place when the child is of the male sex, never, on any occasion, at the birth of a female. They go so far in this matter as to conceal the latter event; and the greatest part of the inhabitants of the Punjab, whether Musselmen, Sikhs, or Hindoos, are all quite happy when a new-born female departs this life. They would consider it an insult, should any one congratulate the parents on the birth of a female. I am sorry to have to relate a fact which is so very uncomplimentary to the ladies, but the first duty of an historian is to tell the truth. If the fair sex in Europe are desirous of knowing why such little regard is paid to their charms, they need only ask the first Hindoo they may meet with, and he will give them the ungallant answer, that a son brings money into the house, whilst a daughter carries it away.

One of the before-mentioned lunatics, whom I cured, was a brother-in-law of the Maharajah Runjeet Sing, namely, Mirza, brother of the famous Goolbegum. He was fond of smoking churrus, and used to quarrel, when intoxicated, with his brother and sister (Nobab and Goolbegum), about the estates which Runjeet Sing gave them. He again became insane, and they committed him once more to my care, where he remained until he promised them in writing never thenceforth to smoke churrus, or quarrel with them. On account of this, Goolbegum took him to her abode in the fortress, so that he might be properly watched. I met him there several months afterwards in perfect health.

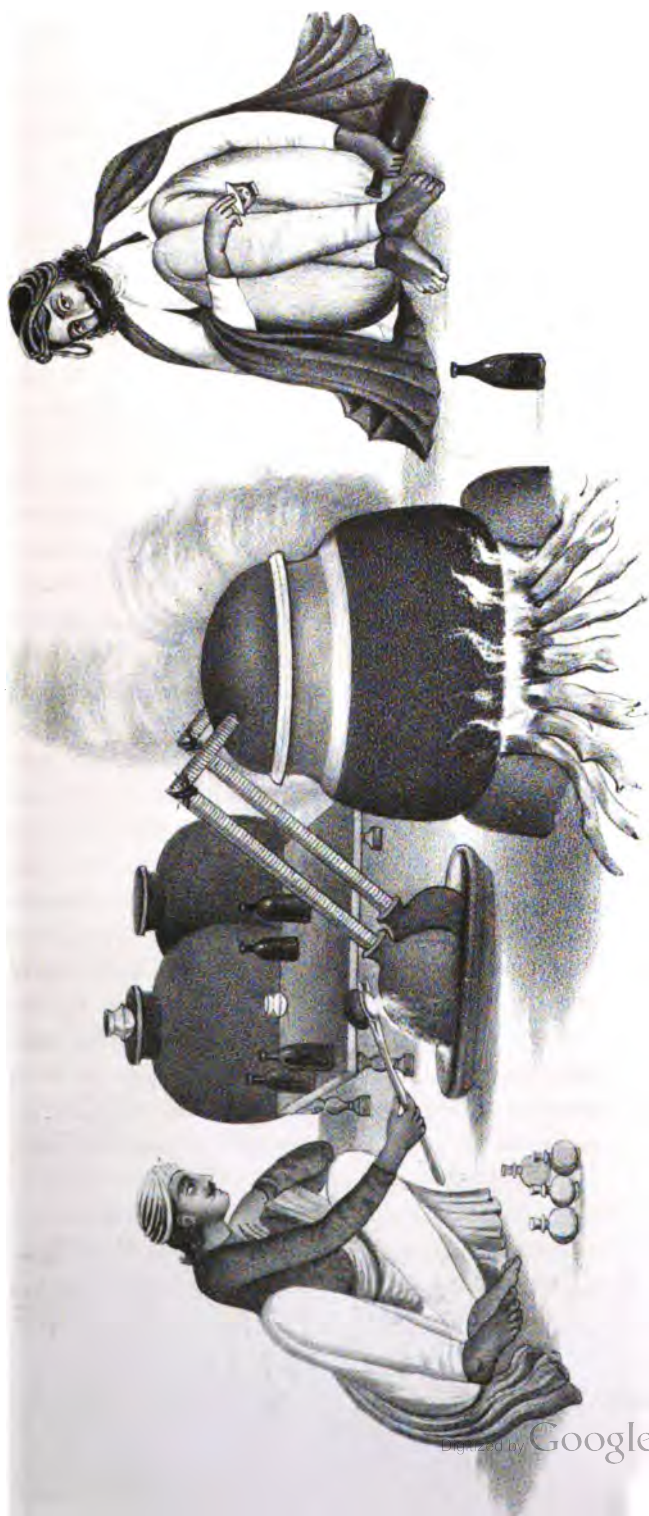
Having mentioned the habit of smoking churrus, I will make the reader acquainted with some other intoxicating materials that are used by the natives. An agreeable intoxicating beverage is prepared by the inhabitants of the Punjab from the hemp plant. It is especially indulged in by the Nahungs, faqueers,

and the poorer classes, as they are unable to procure more expensive spirits. Those who abstain from opium and poppy-heads, also make use of a draught of this hemp liquor; for it is notorious, that those who are addicted to opium must daily get their accustomed draught, otherwise they suffer pain in all their limbs. This, however, does not occur in using the hemp plant, as they can abstain from it without any unpleasant effects; and in my opinion it is the least prejudicial of all the intoxicating beverages generally used. The longing for this drink, especially among the lower classes of the population, induced the late government at Lahore to devote a certain sum for its preparation and distribution. Not far from the outside of the Delhi gate, near the road to Umritsir, close by my hospital, there was an establishment called Seid Gunge, where this beverage was delivered gratuitously. As might be expected, the Nahungs flocked there in hordes, and this munificence was greatly abused. I made several trials on myself, my friends, and my domestics, to ascertain its effects; and I found that inebriation commenced about half-an-hour after taking it, and lasted about three hours, upon which a sound sleep ensued. Those who have partaken of it, feel no ill effects on the following day; there is none of that headache, giddiness, or nausea, &c. which generally follows inebriation from wine or spirits. The intoxication is accompanied by a good appetite, and the imbibers become excessively jovial; laughing, joking, and talking, often without control. Even if the stomach is surfeited, no ill effect is experienced; the digestion is not thereby impaired, and no costiveness is to be feared. In the Bengal Dispensatory, p. 584, it is stated that the composition of *cannabis india*, called majoon, is most fascinating in its effects, producing extatic happiness, a persuasion of high rank, a sensation of flying, voracious appetite, and intense aphrodisiac desire. In the same Dispensatory, p. 594, it is mentioned that in several cases of acute and chronic rheumatism, half-grain doses of the resin were given, producing unequivocal aphrodisia, and great mental cheerfulness; alleviation of pain in most instances, and remarkable increase of appetite in all.

Disorders of the mind, occasioned by continual inebriation from the hemp plant, have been cured by blisters placed on the nape, leeches on the temples, and exciting nausea by very small doses of tartar emetic or salt purgatives. The preparation of the hemp-plant beverage is as follows:—Any quantity of the dried hemp plant is washed in a vessel with cold water, to cleanse it from the seeds, stalks, earth, and other impurities; it is afterwards pressed, dried in the sun, and kept for use. A portion of this clean dried hemp herb, mixed with a few kernels of pepper, is put into a saucer, and crushed with a wooden rubber, pouring thereon occasionally a little water; when it is completely crushed, and becomes a pap, more water is then gradually added; it is then filtered through a piece of coarse linen, that the fine particles of the herb may flow equally through, and the liquor must be drunk before it makes any sediment, the effect being principally produced by the resinous particles of the herb, which are not very soluble in water. For beginners, one or two scruples of the dried plant will produce intoxication; those who are confirmed in the habit can take from two to four drachms, and a few inveterate drinkers can take even an ounce. If the hemp herb is mixed with almonds, melon or pumpkin seeds, sugar, spirits, &c., or if milk is used instead of water in its preparation, the beverage is of course more agreeable.

*Majoon* is an aromatic confection of *cannabis indica*, and is used in Turkey, Arabia, Persia, India, and Egypt. Some people adulterate the majoon with the seeds of *datura stramonii*, which increases the intoxicating effect. Sometimes, instead of using the hemp-plant beverage, they use a butter containing the effective parts of the plant. In the preparation of this, they take equal parts of cleansed hemp herb and of butter, to which is added some water, and they are boiled together until the water becomes entirely absorbed. Whilst warm, it is pressed through a loosely woven linen, into a vessel filled with cold water; and this butter, which is of a green colour, may be washed again, either with pure water or rose-water. They sometimes boil a

certain quantity of cleaned hemp herb in half water and half milk, till half of it is evaporated; it is then strained and curdled. The butter is afterwards, in the usual manner, separated from the coagulation, and contains the effective (*i.e.*, the resinous) part of the herb. Five to ten grains of this composition is a sufficient dose. It can be flavoured with spices, such as pepper, cinnamon, saffron, ginger, &c., and sweetened with sugar; and by means of isinglass or gum tragacanth, it can also be converted into lozenges, which I used as *bon-bons* at Lahore. It is true, I could administer them only to Musselmen; the Sikhs and Hindoos being unwilling to take any medicines prepared with liquids by European hands, but invariably obtaining them from us in a dry state, mixing them in their own vessels, and using water procured by themselves. This difficulty, however, was afterwards removed, when the hospital was established; for as patients of every nation met with a liberal reception, the Sikh government, aware of the religious restrictions in that country, appointed a certain number of Hindoo attendants by whom the remedies were prepared, and took care also to provide me with some water from the river Ganges for the preparation of the medicines. The intoxicating drug called *churrus*, used for smoking, is prepared as follows:—the fresh and ripe hemp-plant is held over a mild fire to soften it, and afterwards bruised in a mortar till it becomes a compact mass. Another very curious method of obtaining it is, by persons wearing leather breeches passing through the hemp-fields, so that they come in contact with the hemp-plant, by which a quantity of the resinous substance attaches itself to the leather garments and other parts of the body, which they afterwards scrape off and collect. But the best way is to gather the resinous parts by rubbing the plant in its growing state with the hands. In the bazaars of India, the different sorts of *churrus* are sold under various names, as Bokharian, Jarkandian and Cashmerian; but the best is called *churrus mumiai*, *i.e.*, wax-like *churrus*.



КАР - КВАНА АВКАРЕЕ.





Churrus is never used as an interior remedy. I have made different trials with it, and refer for a further description of its qualities to the second volume of this work.

The general use of churrus consists in mixing it with tobacco, and smoking it in the hooka (water pipe), and the natives sometimes place themselves in a circle around the hooka, each taking a few inhalations, and then passing the tube to another. The inebriating power of churrus manifests itself immediately, but also ceases very speedily. Its immoderate use frequently produces mental derangement.

The Sikhs are forbidden smoking tobacco, and consequently from smoking churrus also, inasmuch as it is always mixed with tobacco. As a compensation for this deprivation they are permitted to use opium and spirituous liquors to any extent, whence the great number of opium-eaters among those people, both males and females, in all classes of society.

The *cannabis indica*, has a similar appearance to our *cannabis sativa*, but they are very different in their properties, and it is remarkable that the former loses its effective virtue when transmitted to Europe. It is asserted that even the resinous extract which was prepared at Calcutta, was less energetic at London than in India. If that be the case, I ascribe the circumstance to the difference of the climate, or its conveyance over the sea, having myself experienced that several medicaments, which I had brought with me from those countries, lost their virtue during my six months' voyage down the Ganges and across the ocean. It has yet to be ascertained whether our *cannabis sativa* would be of the same effective nature in India as in Europe. The apparent difference between those two plants consists only in the size of their seeds, those of the *cannabis indica* being smaller than those of the European plant.

Opium, as I, have already mentioned, is also extensively used in India, and is still more detrimental than the other intoxicating drugs whose preparation and use I have been describing; ample particulars respecting the effects produced by it will

be found in the second volume. The abuse which the inhabitants of India make of this poisonous drug is frequently carried to such an extent that all medical assistance proves vain and futile. As an example, I will mention the case of a lady who poisoned herself by the excessive use of this drug, a short time previously to the annexation of the Punjab. This lady took poppy juice mixed with oil, which is the usual method adopted when they wish to baffle medical assistance. Her motive for committing suicide, was jealousy, her husband having another wife, whom she believed to enjoy the love of her consort in a higher degree than herself. The magistrate, on hearing of the circumstance, requested me to attend her. An hour had passed since she had taken the opium, and I found her in the full possession of her senses, which she retained up to her last moment. She was sitting on her bed, and related to me calmly what she had done. In order to lose no time, I began to administer some remedies, and ordered her to be conveyed to my hospital. But she was past all remedy, and after having been for twenty-fours in a sitting posture she fell back dead, as if struck by apoplexy; she had previously complained of feeling severe pains in her limbs, and requested her son to pinch them continually.

Those who desire to abstain from the habit of taking opium, or drinking the cold infusion of poppy-heads, are recommended to take a large quince, and having cut away a portion, and made a cavity in the centre, to weigh it, and then to put in the tenth part of its weight of opium; the opening is then to be filled up with the piece of quince; and, enclosed in a paste, it is placed amidst hot embers, and left until the paste has become charred. The quince is then to be taken out, cleaned from its burnt coat, and the remains of the opium thrown away, the effective part of it having been absorbed by the quince. Of this preparation they should take daily the same quantity as they had been accustomed to take of opium. At Bokhara I saw a hakim of Kashgar, who acquired some reputation for his skill in curing opium-eating, which he per-

formed in the course of three days. On the first day, he gave one drachm of a powder, probably *smilax china*, mixed with water; on the second, he ordered four other smaller powders, (probably *cortex radices daturæ stramonii*, with sugar) to be taken at intervals of three hours, each of them weighing 10 grains, which produced a stupor. On the third day, he gave a drastic purgative, the principal ingredients of which was *semen crotonis tiglii*, after which he gave them a decoction of liquorice root *ad libitum*. On this critical day the patient was allowed no food, and during the three days of that treatment he was carefully watched, lest he should taste brandy or other intoxicating beverages, which would produce injurious consequences to the patient. On the fourth day the patient was set free, and felt no desire to take either spirits or opium, the effect of the cure having been to produce an aversion to them. In Europe also, spirit drinkers are weaned from their bad habits by mixing some spirits with all their provisions, which has the effect of disgusting them with the flavour. In a Persian book, the following remedy for the above-mentioned abuses is recommended, and which professes to have the advantage of effecting the cure in one day; namely, the before-mentioned bark of the thorn-apple root, mixed with water; this is administered until it produces intoxication almost to madness; when the patient is in that state, his body is to be rubbed with warm oil, and continued till he falls asleep. In that state he remains generally nine hours. On his awaking he appears like a drunken man, but on continuing to rub the body with oil for about two hours after his awaking, he becomes perfectly cured. His first drink must be milk and water. It is said that the decoction of China root is efficacious in preventing the pain in the muscles which is experienced after abstaining from opium, and in curing those which owe their origin to the immoderate use of it. It would, perhaps, be worth while to try the effect of rubbing the body with warm oil, either with or without the administration of the bark of the thorn-apple, or China-root, &c. in cases of intoxication, or poisoning by opium. The following

experiment by Magendie proves that narcotin may produce different effects, according to the different combinations in which it is administered. One grain of narcotin, dissolved in olive oil, killed a dog in twenty-four hours, but 24 grains, dissolved in acetic acid, were administered to another without any prejudicial effect. In its natural state it is still less energetic, and 129 grains did not do the least harm. From these experiments, it may be conceived how easily medical skill may be baffled by the combination of the drug with oil, as in the case of the lady whose suicide I have already mentioned. I cited a receipt of a Kashgar physician, and another taken from a Persian book, and I could cite a still greater number of similar receipts, which however, are all possessed of some peculiarity or oddity. It is true, that we cannot deny the utility of some, but most of them are of such a nature, that it is scarcely conceivable how the human brain could invent such ridiculous imaginations. The following may serve as an example of Persian wisdom, and I mention it for the benefit of our accoucheurs, who may make use of it if they choose. It is nothing less than a method of replacing an abortion of two months, and of carrying it to maturity. For that purpose they say, the embryo must be wrapped in some raw yellow silk, bestrewed with sugar and *semen sisymbrii irionis*, and then swallowed by a wife or girl, which will produce the desired result. It is quite indifferent whether it is swallowed by the mother or any other female, only that when a girl is to undergo this operation she must be of the age of puberty. When the child is born, it will come forth with the silk on its feet! I hope the reader will feel much edified at the recital of this new revelation of medical science; but we must remember that this outrageous operation is described in a dingy manuscript of very ancient date. But what shall we say when, in the year of grace 1850, in the most civilised part of Europe, viz., in the city of Weimar, in Germany, there was a work published which surpasses in its absurdities all the oriental manuscripts with which we are acquainted. The book in question was probably written for the

mere purpose of making money, and bears as its title, "The Wonders of Sympathy and Magnetism, &c., by Gerstenbergk."

In India, where the palm, *cocos nucifera*, grows, the bakers use the juice of it, which is called toddy, to leaven the dough. At Lahore, where toddy cannot be procured, they employ in place of it a mixture of different spices; and, as the ladies at Lahore would probably like to know what spices they are daily eating in their bread and pastry, I therefore take the liberty of giving them the recipe of my Hindostanee baker. It is true the mixture is composed only of innocent drugs, which are taken in such minute quantities that they can never injure health, and that most of them evaporate during baking. The recipe runs thus:—Musk, nutmegs, cloves, mace, cinnamon, saffron, cardamum seeds (lesser), ginger, fennel seeds, root of the betel plant, bind-weed (*convolvulus argent.*), mild inderjuo seeds, shell of the cuttlefish, sugar of bamboo, gun-tragacanth, mastic, and liquorice-root; of each, one scruple. Some people take also the kernel of the cotton-seed, or the flowers of *euryale ferox* (a water plant). These different materials are pounded and mixed together, and kept in a small box. When required for use, a small portion is mixed with pollard, or wheaten flour, and made into a paste with sour milk, in the proportion of one scruple of spices to three ounces of the meal. The paste is then enclosed in a cloth, and in summer the leaven is ready for use on the next day, but in winter not till the third day. To this they add three pounds of flour, and, with water, in which a little salt is dissolved, make it into a hard dough, which they knead on a board for half an hour, and then put some sugar into it. Instead of the latter, I used some sweet potatoes (*convolvulus batatas*), when they were in season, boiling, peeling, crushing, and mixing them with the dough. These potatoes communicate to the bread an excellent flavour, and keep it for a longer time soft and elastic. The bread is made in loaves of about the third of a pound in weight, and is put to leaven on the leaves of *butea frondosa*, and afterwards baked. How strange a mixture to replace the toddy, and the office of which is performed in our own country by simple yeast.

In Ainsli's *Materia Indica*, we read :—“Toddy is a sweet, aperient, most delicious drink. Taken fresh from the tree, early in the morning, before the sun is up, it is certainly a luscious and most pleasant beverage, cooling, refreshing, and nourishing ; it is besides employed for making the best kind of Indian arrack, and yields a great deal of sugar. Europeans, especially delicate females, in India, who are apt to suffer much from constipation, find a cupfull of this toddy, drank every morning at five o'clock, one of the simplest and best remedies they can employ.”

It may, perhaps, be of some interest to my readers to cite here a passage from a scientific work, unknown to the greater part of the public, which may serve as a comment on the above subject. This passage is taken from Smith's *Encyclopædia*, Vol. III., p. 332 :—“There is no food which may not be made a medicine in one form or another. Water, bread crumbs, eggs, gelatine, and osmazome (brown soup), are thus used. And we find, also, that food, taken improperly or immoderately, may become poisonous ; for instance, flour and sugar, to persons affected with diabetes ; bread and potatoes, in scrofula ; meat, in cases of fever, &c., &c. Again, as civilisation has progressed, several medicaments and poisons have been discovered to be valuable for habitual use as dietetics, spices, stimulants, or cosmetics. In fact, there is scarcely any class of medicines which does not afford some aid to our culinary operations, even resins, acrid poisons, and narcotics not excepted (asafœtida, Peruvian balsam, capsicum, saffron, cherry-laurel, &c.) A certain Tyrolean peasant took arsenic as a stomachic, for which it has also for a long period been used in veterinary medicines\*. We enjoy beverages containing poison or narcotics, as tea, hops, alcohol, and carbonic acid. The Russian soldiers drank even nitric acid instead of whiskey. Empyreumatic substances, which contain, according to the opinion of Reichenbach, the strongest poisons, as creosote, picamar, and kapnomar, we enjoy in roasted and smoked meats,

\* This circumstance confirms the probability of the story of the Affghan physician, whom I mentioned as habitually using arsenic ; and, it will be recollected, that he was also a horse-dealer, and therefore likely to be acquainted with its use in veterinary medicine.

and in empyreumatical beverages, as coffee, rum, whiskey, &c. The porter and ale drinkers swallow, according to parliamentary reports, an incredible quantity of *coccus menispermum*, *rua vomica*, *capsicum*, *ledum palustre*, &c. We smoke tobacco (which contains one of the most formidable poisons), or take it for snuff; many even chew it; and the Portuguese flavour their melons with it. The natives of the east intoxicate themselves with opium and hemp plant. Lead, bismuth, and even arsenic (in rusma), and other metals, are found on the toilettes of the ladies. Prussic acid and veratrum are cosmetics. Manganese, copper, and other poisonous metals are found in a normal state in the food which composes our daily fare; for example, in the various kinds of cereals, &c."

The before-mentioned tree *butea frondosa*, yields the well known gum called Bengal Kino, which, with copperas, affords a good ink; and it bears yellow-reddish flowers, which are recommended for use in hip baths, by the native physicians, in urinal disorders. They are used also by the poorer classes for dying or colouring their clothes on the *Holy* (carnival) and *Besanti* (yellow feast). The light powders called *altah*, which they throw over each other, during the holy, and which are of variegated colours, are prepared from rice and water-nuts (*trapa bispinosa*); the yellow one is tinted with the same colouring substance. The water too, which they throw on each other during the holy, is coloured with the same flower, because of its fugitive nature. The dried leaves of the above tree are also in requisition among the natives for a variety of purposes, and are sold at the bazaar at Lahore in bundles. The grocers wrap their spices and other articles in these leaves instead of paper, and the confectioners and curd sellers do the same; the latter knit two or three of the leaves together, either with wooden pins or with thorns, so that they have the shape of a cup, in which they exhibit the curds for sale; and the Hindoo mountaineers, who are not permitted to use glass or china, employ them as plates in which they serve their food. The Rajahs Dhyan Sing, Sochet

Sing and Heera Sing were accustomed to take their repasts from similar cups and dishes, sitting with their retinue on white cloths, spread upon the ground. Every guest has one or more of these cups placed before him, and they only employ their fingers in eating, as forks, knives or spoons are not used by the native inhabitants. The Maharajah Gholab Sing, however, does not dine in company, but invariably takes his meals alone, in the kitchen where the dishes are prepared, having previously passed an hour or two in performing his ablutions, and repeating his poojah (prayers). It is a common custom in India for every Hindoo to prepare his own dinner. He makes a circle, washing the hearth within it, beyond which no person, even of his own caste, is allowed to pass; and if any stranger, ignorant of the custom, should place his foot beyond this sacred circle, the dish he has been preparing is considered as polluted, and is thrown away untouched, no matter how expensive the ingredients may have been. There are a large number of Hindoo castes, and much diversity prevails in their habits and customs. In some of these, a person will not eat of a dish prepared even by his own brother; and should he be dangerously ill, would rather confine his diet to dried fruits than take any food which another person had touched. This extreme peculiarity, however, attaches only to a few of the Hindoo castes, as by far the larger number resemble in this respect the Sikhs (reformed Hindoos), who do not object to eat of any dish which has been prepared by a Brahmin. One of my orderlies, *i.e.*, attendant of my house, who was a Brahmin, had eaten of a cake which had been bought at the bazaar, but which by accident had been touched by one of his companions who was a Musselman, and in consequence, he was looked upon by those of his caste as being polluted. In order to purify himself, he was, by way of penitence, obliged to give a splendid dinner to the Brahmins of the neighbourhood, the cost of which absorbed about a month's wages; and to eat a sugared paste compounded of milk, butter, urine, and excre-



ment, the four being derived from the sacred animal of the Brahmins; which, although he knew its disgusting composition, he devoured with great devotional avidity, and which completely effected his restoration to purity in the eyes of his fellow Brahmins.

In the hot season, ginger beer is a great favourite in India as a beverage, especially when cooled by immersion in a freezing mixture of ice and saltpetre. It is prepared much in the same manner as in this country. Milk-punch and grog are also extensively used, as well as cooled soda-water (with a small quantity of wine), lemonade, orgeat, &c. These beverages, however, are used mostly by Europeans; the natives prepare a variety of cooling drinks from almonds, the seeds of melons, pumpkins, cucumbers, &c.; adding to them *arkh-e-goolab*, *arkh-e-keora* and *bedemusk*, *i.e.*, the distilled waters of roses, sweet scented pandan, and the flowers of the Egyptian willow. They use also a syrup made from the berries of the *grewia asiatica*; a vinegar syrup flavoured with mint; buttermilk; milk-and-water; and curdled milk with salt and water; those who can afford to incur the expense of artificially cooling these beverages, use, when ice cannot be obtained, a mixture of water and saltpetre, agitating in it the vessel containing the liquid to be cooled. It is not always, however, that cold drinks are the most effective for quenching the violent thirst experienced in the hot season; on the contrary, my own experience teaches me that the more of these which are taken, the more the thirst increases; whilst a cup of warm tea or coffee with milk, produces a contrary result, and should therefore be used in preference to cold beverages in such cases.

Cold baths are much used in India, both by Europeans and natives; but especially by the latter; in fact, it is almost impossible to over-estimate the benefits arising from them. I have myself experienced the restoring influence of cold-bathing, and from the commencement of April till the end of August, I refreshed myself with at least two cold douche

baths daily; and sometimes took one even during those intensely hot nights, which so often deprive the European of sleep. The wealthy can afford to employ servants day and night in fanning and otherwise administering to their comfort in these hot climates, but the poorer classes must perform the ventilating or cooling processes for themselves as they can. But besides the inconveniences arising from the heat of an Indian summer, there are other annoyances to be experienced or prevented; such as the prickly heat (as it is called), the attacks of mosquitoes, and those troublesome dust storms which occur regularly in the Punjab about the middle of June. These dust-storms are sometimes so thick that, in broad daylight, they will occasionally, for a few minutes, produce as great a darkness as that of night. Another disagreeable Indian visitor is the simoom (hot winds), which ordinarily continue for six weeks, during which the inhabitants of India, native and European, are compelled to pass their time during the day in cellars beneath the ground, or else they must cover every aperture to their dwellings with *tattis* (mats made from the root of the *andropogon muriaticum*), which they keep constantly sprinkled with water. The douche-baths I used were produced by causing a goat-skin to be filled with fresh well-water, and poured over my head. Besides the cleanliness and cooling effect which these baths afford, they exercise a beneficial influence on the skin and nervous system, as also on the lungs, stomach, kidneys, and even on the remotest parts of the body, by stimulating their action. It is necessary, however, to be careful in the use of the cold bath, and to avoid taking one when the body is in a perspiration, which in India, I need scarcely say, is often the case. The same rule also holds good as regards warm bathing in winter; and it is highly dangerous to leave the bath too suddenly, and expose the body to the influence of the cold air. The natives, both Moslems and Hindoos—male or female—whether winter or summer—hot or cold—whether in the Ravee or the Ganges—by drenching themselves at the wells, or washing in their own

homes—are, figuratively speaking, always in the water. Their simple and favorite beverage is—not beer, wine or brandy, but sherbet, *i.e.*, water sweetened with raw sugar, and therefore they generally enjoy good health. They make great use also of gymnastic exercises, in which *tshapi* and *muti* are special favorites when they are fatigued, and assist materially in promoting the circulation; the former may be described as pinching, and the latter is a process of striking with both fists on the body. The natives of India have also a peculiar way of rinsing the mouth and cleansing the teeth, which is generally done when they perform their religious exercises, of which ablution is an essential part. They use for this purpose the twigs or branches of various trees and shrubs; but as each nation uses a different kind of twig, &c., it would occupy too much space to detail the numerous plants employed; it is sufficient to observe, that they are generally of an astringent nature, and whilst cleansing and strengthening the gums, have a beneficial effect on the stomach also.

The Sikhs generally employ an hour or two in the operations of the toilet; and before ablution they rub their hair (which in most cases is long and black) with curds. When the hair has become silvered by age, they dare not dye it, being strictly forbidden by their religious tenets. The Musselmen, however, are very fond of dyeing the hair, and for that purpose make use of a great variety of compositions containing oxide of iron, myrobolans, *Lawsonia inermis*, *Indigofera Anil*, &c. They also darken the eyelashes with black sulphurets of lead or antimony.

The following are the recipes for two of the hair dyes which are principally in request:—Of *Lawsonia inermis* and *Indigofera Anil*, take each two parts, and of dried myrtle leaves and emblic myrobolans, each one part; these are made into powder and mixed with water to the consistency of a soft poultice, which is applied to the hair. It is stated that this composition stimulates the growth of the hair, blackens that which is grey, and prevents its splitting. The second recipe is one which I have myself used in earlier years,

in India and in Persia, for colouring my beard ; and is generally recognised by the orientals (who are extremely fond of possessing fine long black hair), as the best preparation for the purpose. The powdered *Lawsonia inermis* is made by water into a soft pap, and applied in that state to the hair, taking care that all the hair is completely overspread to the roots. It is then covered, and fastened up with leaves, or by a piece of wax-cloth or oilskin, and having been suffered to remain for from half-an-hour to an hour, the preparation is then washed off. The effect of this is to dye the hair a bright red colour ; which colour, by the next process, is converted into a beautiful black. The second application is a paste prepared with water from the powder of the indigo plant which I have before mentioned ; it is used in a similar manner to the first, but must be allowed to remain on the hair for three hours ; being then washed off, the operation of dying is completed, and the hair is rubbed with oil or pomatum, to give it lustre and suppleness. The only inconvenience of the processes I have described, which are so cheap in the east, is that they require to be repeated about once a week, for, as the hair grows from the roots, it would otherwise, after a few days, show at that part the natural colour of the hair, and consequently present a very unsightly appearance. These operations are generally performed at noon, a time when every one is at home, either for rest or indoor occupation.

A weak solution of nitrate of silver is sometimes used in Europe for dying the hair, but if this be used after the preparations which I have just described, instead of darkening, it will convert the colour into a grey like that of ashes ;—this fact I learned from the Nabob, Jubber Khan, at Cabul, who, having admired the colour of my beard, and ascertained it to be produced by nitrate of silver, forthwith applied it to his own hair, which had been previously dyed with the compositions I have described. The result was as indicated, and the nabob became for some time the laughing stock of the community.

Besides the solution of nitrate of silver, they use in Europe

a compound powder of litharge, soap, chalk, starch, and a little sulphuric acid, &c. This is also well known in the east, but is not in esteem, inasmuch as it is productive of noxious effects as regards health, and also renders the hair stiff and rough.

With regard to this digression on medical and domestic matters, I may, before I return to my narrative, mention to my readers, that at the end of this volume they will find a short rhythmical essay by the well-known Dr. Triller (which I have translated from the German), on the means of ensuring a merry old age, and although it does not evince much poetical fervor, is nevertheless valuable for the advice it contains.

The Maharajah Sheer Sing, was, in his private character, extremely polite and amiable; he had an intense desire for knowledge, and devoted great attention to European skill, industry and learning. In these matters, he could, of course, only acquire information from Europeans, and would enter freely into conversation with them, without the slightest observance of the etiquette which his position might have commanded. On one occasion, in the course of our conference, he inquired whether I had any relations in Europe; and learning that I had a younger brother at Kronstadt, who had formerly been in the military service, but was at that time exercising the profession of a watch-maker, the maharajah inquired whether he could repair machinery of that description which was out of order; and, on my replying in the affirmative, he asked whether I thought my brother would make up his mind to leave Kronstadt and come to Lahore, if he should send for him. His reason for asking this was, that (being a patron of the fine arts) he had in his possession a large number of English musical boxes, clocks, watches, and other similar machines, many of which were damaged or broken. I assured him I had no doubt my brother would willingly respond to his invitation, and that I would myself provide for his family, which would remain in Europe. The maharajah at once requested me to send for my brother, and to take the necessary steps for his voyage, &c., and several times subsequently made many inquiries

as to whether I had sent, and if he would come, whether he was on his way, and whether he might soon expect to see him. The urgency of these reiterated requests was such, that I strongly solicited my brother to accede to the maharajah's desire; and he accordingly set out on his journey from Kronstadt to Lahore. Arrived at the isthmus of Suez, he heard, to his consternation, of the murder of the maharajah and his wuzeer, and of the other horrid massacres in the capital, which I have before described. He continued his journey, however, and arrived at Ferozepore, on the boundary of the Punjab, in the beginning of February, 1814; which, as the reader may recollect, was the epoch when Heera Sing was the powerful wuzeer of the young Maharajah Dulleep Sing, and the time when all Europeans were dismissed from the service of the Sikhs and sent from the country. I was myself at that time severely ill; and the minister, having heard that no hope of my recovery was entertained, permitted my brother to pass the frontier and visit me at Lahore; thus verifying the proverb, that "out of evil, good cometh." On the very day on which my brother arrived at Lahore, my recovery commenced; but whether this was due to the pleasure I derived from his arrival, or a new remedy I had employed on that day, I am unable to say; both causes, possibly, assisted in producing that result. My illness had probably been for some time slumbering in the system, for I had previously been using, as a beverage, a wine made from Cabul raisins and sugar, which had not been properly fermented; and this may very likely have laid the foundation of the disease I am about to describe. After having exposed my sight to the powerful rays of an Indian sun for some hours, the stomach being empty, one of my eyes became very much inflamed. Not having properly attended to this circumstance, and, as was necessary, immediately applied leeches or bleeding, I found myself on the following morning totally blind; an *Amaurosis* being formed, so that I was unable to seek for any of my medicines. No European physician being at Lahore, I was obliged to have recourse to the native drugs, and consult with native doctors. Leeches, blisters, collyriums, &c., later employed, seemed of

no avail, and for a whole fortnight I was unable to sleep night or day, and was without food of any kind; for on my attempting to take the slightest nourishment, even pure water, the stomach rejected it again immediately; and from the circumstance of an acrid fluid sometimes rising to my mouth, and an unnatural feeling of heaviness in the stomach, I was led to conclude that there was an ulceration there. Erratic swellings in the joints, accompanied by dysentery, followed; and I was so weakened, that on the morning of the day when my brother arrived, I was in a piteous state of blindness and exhaustion. On that day I commenced using that simple remedy which contributed to my restoration from the very dangerous illness at Kheirpore, on the Indus (as the reader may remember), viz., masticating some of those large raisins, called there *monaka*, which I found to act as a balm to the stomach, or rather, perhaps, to the ulceration there. From that moment I grew visibly better, my appetite and strength gradually increased, and I was at length restored to health.

As regards my brother, it soon became evident, that in the altered state of political affairs in the Punjab, there could be no probability of his obtaining any engagement which would justify him in remaining; he therefore returned again to Europe, accompanied by Colonel Steinbach.

As an instance of the fanaticism of the Nahungs (the robber-pack I have before mentioned), I may relate an occurrence which took place at Umritsir, in which a German friend of mine, Herr August Schöff, was near losing his life by their fury. This gentleman is an artist of some celebrity (at this time in St. Petersburg), and he, accompanied by his lady, visited the East Indian Presidencies shortly before my severe illness; and having met with great success in consequence of his skill in oil painting, he came to visit me at Lahore. At this time the court happened to be at Umritsir, and I received an order from Sheer Sing to present myself at that place with my guest. On our arrival, it happened that one of the principal Sikh priests, named Baii Goormuck Sing, was present, and the maharajah

desired Herr Schöffl to furnish him with a specimen of his abilities, by sketching a portrait of the baii; which he accordingly did, in pencil, and the likeness was a striking one. The result was, that the maharajah and several of the principal persons of the court sat to him for their portraits, and Herr Schöffl accordingly met with great respect and consideration.

I may mention here, that Herr Schöffl had kept copies of these portraits, and that on his return to Europe he painted, from these and other sketches which he had taken, a large picture of the Durbar of Lahore, which is considered to be his masterpiece, and which was purchased from him by Louis Phillipe, and is still, I believe, at Paris.

In the centre of the city of Umritsir is a gigantic reservoir of water, from the midst of which rises a magnificent temple, where the *Grunth* (the holy book of the Sikhs) is read day and night. Around this sheet of water are the houses of the maharajah, the ministers, sirdars, and other wealthy inhabitants. The square itself is called *Durbar Saheb*. At the time of Runjeet Sing and Sheer Sing, the scene which presented itself at this temple, when the court was at Umritsir, was of the most brilliant description, and at certain periods all the notabilities of the Punjab were to be seen collected together in all the splendour of oriental pageantry. During our stay at Umritsir it happened that the inhabitants gave an invitation to the court to visit the sacred temple at night time, when it was gorgeously illuminated; and Sheer Sing honoured me with his commands that we should accompany him, sending us a richly caparisoned elephant for our accommodation. Sheer Sing inquired of my friend, Herr Schöffl, if he could take for him a drawing of that brilliant scene. He answered in the affirmative, but proposed to the maharajah that it would be better if the scene was sketched under the effect of daylight instead of the imperfect one of the illumination. He was accordingly ordered to adopt that suggestion. On the following morning we went to the house of the Baii Goormuck Sing, who had promised, on the previous evening, to send



a servant to point out to us the most elevated terrace in the square (which was in the mansion of Runjeet Sing), from which Herr Schöffft could get a view of the temple and the surrounding buildings; on this place he prepared his atelier. He occupied the whole of the day in sketching the scene, and on the following day he also went there, but alone, to continue his work. About noon, having that morning received some newspapers from my native place, Kronstadt, I went to him, and he desired me to read to him the news whilst he was painting. About an hour before sunset, his work was nearly finished, and as the court had already departed for Lahore, whither we wished also to proceed immediately, he requested me to go to our quarters and to procure some boxes in which he could enclose his paintings. Our quarters were outside the city, in a garden formerly belonging to the prince No-Nehal Sing. When I reached home I immediately forwarded to him a horse and servants, as he had told me he should finish his painting within an hour after I had left him.

Herr Schöffft was a great smoker, and attracted attention in Umritsir from his scarcely ever being seen abroad without having a cigar in his mouth. Now smoking is considered by the Nahungs and the Sikhs as sinful, or rather criminal; more especially in or near such a holy place as their chief sanctuary; Herr Schöffft was aware of this, and therefore studiously avoided smoking whilst engaged in taking this sketch. It happened however, that, as is customary with painters, he now and then in the course of the work placed one of his pencils in his mouth, in order to keep it separate from those in the left hand, whilst using another with the right. This was observed by those who stood watching his operations from beneath the terrace, and they imagined, in consequence, that he was smoking. The rumour first spread about in' whispers one to another, and as the impression became confirmed, a general indignation manifested itself; and loud exclamations were soon heard, that the feringhee (frank) was committing sacrilege by smoking in their sacred place.

The people speedily increased in numbers, and a clamorous mob soon surrounded the palace. The artist was at first unconscious of the cause of the gathering, but he soon became aware by their shouts and threats, that he was in some way the object of their fury, and that he was consequently in a dangerous position. He had no sooner, however, made up his mind that his best policy would be to effect his escape, if possible, unperceived; when some of the ringleaders of the mob, who had made their way through the palace, rushed upon the terrace, and attempted to seize him. Being a strong and vigorous man, he succeeded in wrenching himself from their grasp, and made his way to the staircase, which to his dismay he found crowded by the mob, who were making their way up. Knowing that his only chance lay in breaking through them as quickly as possible, he struck out right and left, and having the advantage of being always uppermost of those who attempted to stay his progress, he succeeded in reaching the bottom with some few bruises. Here, however, the affair presented a still more formidable aspect; for no sooner had he reached the foot of the staircase, than he was seized by the collar and other parts of his coat by half-a-dozen of the mob, and saw at a little distance the glittering of several of their weapons. He gave himself up for lost, and in the energy of despair threw open his coat, and taking advantage of a slight confusion at the moment (caused by a struggle to get possession of the gold watch which he had held in his hand, and had at the same instant relinquished to them), he slipped from the coat, which was held on all sides, and pushing away those in front of him, he succeeded in reaching the street; here his nether garments fell, in some unaccountable manner, about his feet, and he stumbled and fell into a miry puddle which was immediately before him: he instantly sprang to his feet, and rushed to the entrance of a dark stable close adjacent. The mob concluded they had now secured their prey, but they were mistaken; for Schöffft had, fortunately, whilst passing this stable on a previous occasion in my company, entered it, and noticed its back entrance, which led into the bazaar; through

this back door he then gained the bazaar, and from thence (the mob all the way at his heels), reached the house of his protector, Baii Goormuck Sing. The door was immediately shut, and Schöffft was saved.

He there met with a kind reception, and on cleansing himself from the mire and blood with which he was covered, it was found that he had not only received several contusions on the head from the iron knobs on the shields of the Nahungs, with which they had struck at him; but also a sword wound on the back, by which his braces had been cut through, which at once explained to him the cause of his fall into the mire at so critical a moment. The mob not evincing any inclination to disperse, the police interfered, and compelled them to retire.

During all this time I was at home, expecting his arrival every moment; and at length, when it was quite dark, some of the persons whom I had sent with the horse, came back to me with the news of the riot, and informed me that he was in the hands of the mob. This filled me with consternation, and I immediately sent to the commander of the fortress (a friend of mine), soliciting him to assist and endeavour to save the unfortunate painter. With great promptitude, he despatched a whole company of regular troops to the city, and on their way they met Schöffft on his road home; he having been disguised in an oriental costume, and sent on horseback accompanied by an escort of police. My first care was to dress his wounds; and early on the following morning we left Umritsir for Lahore. I may add that the watch, and the plate, &c., which I had sent with his luncheon, were of course lost; but the painting was subsequently recovered.

It was a fortunate circumstance for me that the Ranee, during the war with the English on the Sutlej, in consequence of the many abortions she had experienced, was affected with ophthalmia, and had not consented to the demands of the Commander-in-Chief, Teja Sing, who was also suffering from fever (or from fright), and wished my attendance in the camp. I had, therefore,

the advantage of remaining in the city (avoiding the inconvenience of compromising myself with the English, by becoming an *attaché* of the hostile Sikh camp, which subsequently caused the dismissal of Colonels Mouton and Hurbon), and also of becoming personally acquainted with the Ranee, whose portrait I have presented to my readers.

The result of the war on the Sutlej, I have already mentioned ; and, as my office at Lahore was almost annihilated on the annexation of the Punjab by the English, I made up my mind to return to Europe ; but the season not being favorable for the homeward voyage, I determined to employ my leisure in visiting the valley of Cashmere, which is rich in historical, physical, and industrial interest, hoping not only to obtain a collection of the plants of that country, and thus enrich botanical science ; but also, at the same time, by excursions into the surrounding mountains, to improve my health, which had been sensibly impaired by the duties and unceasing exertions of the past two years.

Having obtained the necessary permission from the English government at Lahore, and also from the Maharajah of Cashmere, Gholab Sing, I departed from Lahore, and reached the valley of Cashmere in three weeks, without the occurrence of any incident worth noting. Arrived there, I entered into communication with the maharajah, and he proposed that I should enter his service. This, however, I declined, more especially as it would interfere with my proposed journey to Europe ; but I promised him that I would hasten my return to India, and pass a few years in his country, not only in cultivating ground on my own private account, but also according to his desire, in attending to his personal service. The maharajah was anxious to know what sort of farming I intended to adopt in Cashmere, when I informed him that I had observed that, notwithstanding the great consumption of tea and sugar in his dominions, the cultivation of them had never been attempted, and that they were consequently imported from foreign countries. The sugar used in Cashmere is imported from India, and is conveyed with

دانشمند  
 و دکتر کلدین جلالی

دند کارید نبات تیار مینند مریاند

کاریدون را همراه ازند دور مریاند

و مده کارخانه تیار مینند مریاند

مردحت س ازند و مریاند مریاند

در سبب ما کند است

کسر ۱۴۰۵ مادیون



much difficulty over steep mountains through almost impracticable passes, the journey occupying three weeks; and the tea is brought from Thibet, in the shape of cakes, and is very much inferior to that which is produced in India. I explained to the maharajah, to his great astonishment, that the soil of Cashmere was favourable to the production of both these articles; and also that the sugar cane (which will not grow there) was not essential for the production of sugar, as it could be prepared of equal quality from a kind of beet-root, for the cultivation of which that soil was eminently adapted; and informed him that I should therefore solicit permission to establish a sugar manufactory, both land and labour there being exceedingly cheap. The maharajah agreed entirely with my plan, and gave me an order for the purpose of enabling me to carry it out, which will be found among the plates to this volume. God willing, I shall endeavour to carry that intention into effect.

As I have acquainted my readers, my hopes were to re-establish my health in these hilly countries; but I had reckoned without my host; for the greater part of my domestics being natives of Cashmere, and aware of my activity and zeal in assisting the suffering part of mankind, they did not fail to trumpet my medical success at Lahore to their countrymen, who flocked to my abode with patients from morning till night. For two months, there were not less than a hundred persons daily, to solicit my assistance: I accorded it to them gratuitously; and from their incessant attendance, I was not only compelled to expend the whole of the day in distributing medicaments, which were administered in the form of lozenges, but was also obliged to devote my evenings to the preparation of those which were to be used on the day following. In fact, it frequently happened that whole families came from some of the more distant villages, and bringing their provision with them, they encamped in my garden, and remained there for two or three days, until I was able to furnish them with the requisite medicines and advice.

I was, however, to a great extent, repaid for the labour to which I was thus subjected, by being able to make many experiments, and thus practically convince myself of the medicinal efficacy of the plants and drugs of Cashmere, which were those I principally tried there. I had also the opportunity of introducing operations which had been hitherto unknown in that country; as for instance, tapping in a case of dropsy, which I performed in the presence of the maharajah and several others, who were completely amazed at the quantity of liquid drawn from the patient.

At the time I am now writing, the news has just arrived from India, that the Maharajah Gholab Sing is himself suffering from dropsy; and had the arrangements which I had made respecting this work permitted, I should certainly have returned to India before this, and have probably been able to have rendered him some assistance. I have, however, forwarded to him (if not too late) some medical advice, and also instructions for the preparation of medicines which can be procured on the spot, and administered by his own people; for the Hindoos, as I have before mentioned, will not take anything which has been prepared or even touched by a stranger.

At the period when I was at Cashmere, the maharajah had several English visitors, whom he treated with the greatest hospitality. Some of them had come from Simla *via* Thibet. At that time, and previously, it was the custom for every European, of whatever nation he might be, who visited the valley of Cashmere, to be received as a guest, and entertained as such, from the instant of his entering the country to the moment of his departure; even the hill-porters who carried the baggage (for it is impossible to employ animals heavily laden, on account of the badness of the roads in that hilly country) were by the officials of the maharajah placed at the disposal of the visitors. In a conversation, however, which I had with the maharajah, he complained that many of the servants of the European visitors had abused the hospitality displayed towards them, for they had frequently taken with them very large quantities of saffron, and



other products of the country, much beyond what they could really use during their sojourn. This circumstance, I believe, has led to an alteration in the custom.

The most eminent of the visitors at that time, were Lord Gifford, brother-in-law of the Governor-General of India, and the unfortunate Colonel King, who afterwards (in consequence of imagining that imputations were thrown upon his courage and ability) committed suicide. We sometimes dined together at the Maharajah's; and it may, perhaps, appear very ridiculous to those who are unacquainted with oriental customs, to be informed, that on these occasions, we were obliged to send our own cooks, our own wines, and our own plate, and other culinary, or, gastronomic apparatus. The Maharajah would make his appearance during dinner, but, of course, would never partake of our repast; and, to show us particular attention, he ordered preserves, fruit, ice, and sweetmeats, to be sent to us from his own kitchen. Besides this kind of hospitality, he would frequently minister to our entertainment in other ways, as by exhibitions of fireworks, illuminations on the river, music, dancing-girls (*bayadères*), &c.

The kings of France professed to cure the king's-evil, by laying the hand upon the patient; and the kings of England to cure epilepsy, by blowing thrice upon the person affected with that disease—the Maharajah emulates their example, by professing to cure all cases of paralysis, although he adopts a more substantial and effective method of operation. He administers, for this purpose, a *majoon* (electuary) the ingredients of which, as he informed me, are cinnabar, *anacardium orientale*, and *nux vomica*, with thirty-five spices. It is prepared as follows—The cinnabar is boiled in butter, and the *nux vomica*, *anacardium*, and spices, are then added; these ingredients are then ground, or, rubbed together, with a sufficient quantity of honey, in order to form an electuary, a process which occupies three days. The dose (twice a day) is from five to ten grains. The *electuarium nucis vomicæ* of Timur Shah, which the Hakims still consider a valuable remedy, is a similar compound,

the preparation of which I now give—Any quantity of nux vomica is macerated or immersed in warm milk, the milk being poured off, and fresh milk substituted every day, for seven consecutive days; on the eighth day the nux vomica is suspended by inclosing it in a linen cloth, in a stewpan filled with new milk, and boiled; the nuts are then peeled and split, and the internal germ removed and thrown away (the latter being considered poisonous) they are then washed, dried, and rasped to powder, which is afterwards boiled in honey. The following spices, mixed with twice their weight of honey, are then added to complete the electuary, viz.—white, black, and long peppers, cinnamon, nutmeg, betel-nut, mastic, English galangale, Emblic myrobalon, Indian spikenard, cardamoms, cumin seeds, fennel seeds, small fennel-flower seeds, saffron, ginger, cloves, aloes wood, guiacum wood, sandal wood, and *Xylobalsam*. The dose of this medicine is half a drachm to one drachm; and it is recommended as an anodyne, hypnotic, and aphrodisiac; also, as being valuable in removing palsy, curing gout, stopping catarrh, strengthening the stomach, &c.

I could introduce a great variety of anecdotes illustrative of the manners, customs, &c. of the inhabitants of Cashmere, and the peculiarities of their country, which have never yet been published, did the object of my work permit. I may, however, mention a curious species of theft which is sometimes perpetrated there. On the lakes in Cashmere are large numbers of floating gardens, or, masses of weeds, upon which earth is thrown, and they serve as beds for cultivating melons, cucumbers, turnips, carrots, cabbages, egg-plant-apples, and different other culinary vegetables. If, however, the gardener does not keep a watch over this moveable property, he may perhaps find, that during the night, the garden itself has been cut from its fastenings and removed; and as, in these cases, the thief joins the stolen mass to a similar one of his own (thus completely altering its shape, position, &c.) it is rarely possible to identify the garden, or, discover the perpetrator of the robbery.

During my stay at Cashmere, I did not neglect any opportunity of acquiring a knowledge of its botanical treasures, or, of collecting such plants as appeared likely to be of any service for medicinal purposes; I thus gathered a considerable *herbarium vivum*: The drawings of those which I considered as most valuable in medical botany, may be seen in the second volume, and their properties and effects (as far as I was able to discover) are also detailed in the pages of that volume. Besides the *Flora Medica Cashmereana*, there are also descriptions of other plants, which I collected in the plains of the Punjab, the virtues of which I tested, and now communicate. Many of them are, probably, already known to European physicians, but, as I have written not for Europe alone, but also for the East, I have introduced them, because many of the Indian physicians are not thoroughly acquainted with them—not even with their forms or properties. It would have been easy for me to have doubled or tripled the number, had the limits of this work permitted.

Many of my readers may possibly question the utility of these descriptions, on the ground, that, even supposing the efficacy of the plants to be established, and their utility in medicine practically and successfully proved, the knowledge of them cannot be of any service to European physicians, as they will not be able to procure supplies. This, however, is not the case; for, although their principal use may be in India, the shawl merchants of Cashmere, who are in constant communication with France and England, would willingly forward whatever might be required, to any part of India or Europe. On this point, I have only to observe, that their transport should not be by the long route round the Cape of Good Hope, but by the Red Sea and the Mediterranean; or, if possible, entirely overland; because, unless they are in hermetically-sealed packages, they invariably suffer by a sea passage. I may further mention, that my catalogue of Cashmerean plants is not by any means complete, and that, should Heaven permit me to fulfil my intention, of again visiting that country

for a couple of years, and then of returning to Europe, I shall publish a Supplement to this work, in order to supply the deficiencies, and therein state any occurrences of interest which may happen.

Having passed the months of July and August in Cashmere, I left that beautiful country, on my way to Europe, in the month of September, taking with me a quantity of Cashmerean produce. After calling at Lahore, where I staid till the end of October, I passed the Sutlej, and went, *via* Ferozepore, Loodiana, Umballa, Saharunpore, and Rajpore, again to the hills, viz. to Mussoorie, in order to visit my two daughters, whom I had placed at an educational institution there, which is under the direction of some French ladies. I spent three days at that place, and then continued my journey, passing from Meerut to Goormuckteesur, on the Ganges; where I had previously engaged a small vessel to convey me to Calcutta. The voyage down the Ganges was an exceedingly pleasant one, in many respects, and lasted two months. Among the incidents which excited my attention on the river, the relation of which may interest the reader, was that, as we approached Bengal, I observed, on both banks of the Ganges, a gradually increasing number of cane-mats, coverlets, drinking vessels, &c. and also many sick persons lying upon mats, &c. On inquiring the cause, I found that it was the custom of the country, among the poorer classes, that when a patient was supposed to be past all hope of recovery, his relations conveyed him to the banks of the Ganges, so that he might die in the vicinity of the sacred river. The relations or friends of the patients, visit the spot, to ascertain whether they are still living; when death ensues, they purchase a sufficiency of wood to make a funeral-pile, and commit the body to the flames; when their means do not afford the expense of doing this, they merely burn a portion of the face, and then push the body into the sacred river. When a patient, thus situated, happens to recover, he considers that he has, as it were, acquired a new life, and thenceforth all

his former relations and friends are treated as strangers; he never returns to the dwelling in which he had formerly resided, but wanders down the Ganges, until he arrives at Santipore, near Calcutta, where he settles himself; and it is a curious fact, that nearly the whole population of Santipore is composed of such persons. These people never again hold any communication with those who had been nearest and dearest to them; and they contract marriages amongst themselves only. This town or colony, the only one, perhaps, of its kind in the world, may be called the *Colony of Convalescents*. The Ganges teems with crocodiles, and wild geese are found in great abundance.

When I arrived at Calcutta, I found that one of the finest merchant vessels, called the "Prince of Wales," belonging to Messieurs Green and Compy. was about to sail for England. I made arrangements for my passage homeward, and after a week's stay only in Calcutta, went on board. This short stay at the capital of Bengal, prevented my observing any of the operations of the celebrated Dr. James Esdaile (now in Scotland) whose cases of amputation, &c. performed without pain, and without the use of chloroform, &c. while the patient was under mesmeric influence, were then attracting considerable attention. The *Delhi Gazette* of India observed—"Though Dr. Esdaile's performances are not yet countenanced by the faculty, let us hope that he possesses moral courage sufficient to prosecute his measures."

We enjoyed the most delightful weather during the voyage; the only annoyance being the frequent calms, which caused us to be two months in reaching the Cape of Good Hope. In the beginning of April we reached Cape Town, the aspect of which, at the foot of the Table Mountain, is exceedingly picturesque. The town is constructed with much regularity, and the houses are very comfortable dwellings, principally of one flat only. Almost every European comfort is to be found there; they have good hotels, elegant shops, handsome public buildings, an exchange, a theatre, and several others, and the town is well lighted with gas; I was surprised at not

being pestered at the Cape by beggars, a peculiarity I do not recollect to have met with in any other place I visited in my travels.

On our arrival at the Cape, the harvest season was just over, and we were able, on our walks through the town, or in country excursions, to refresh ourselves with some of the most delicious grapes I ever tasted. To some of my readers, it may, at first, appear strange, that the harvest season should be over so early in the year as April; but, be it remembered, the Cape is in the southern hemisphere, where the seasons are precisely the reverse of ours; January being the hottest, and July the coldest month of the year. After a stay of four days, we again put to sea, having, during that time, taken in a supply of fresh water, poultry, &c. but we had not long been out of sight of land, when our poultry were attacked by an epizootic, and destroyed, so that we were obliged to call at St. Helena, to procure fresh provisions. There were a few cases of death on board, viz. some invalids and a sailor who had been notorious for his immoderate drinking. The bodies were, according to the custom of mariners, wrapped in linen cloths, and weights having been attached, they were committed to the deep, accompanied with prayers.

Besides these cases of disease, which terminated fatally, there were a few others, with regard to the treatment of which I was consulted. I may mention two of them, as the diseases frequently occur, and I had the good fortune to extricate the ship's surgeon from an embarrassment respecting them. The first was that of a testy old colonel, who, according to his own assertion, was troubled with severe rheumatic pains to such a degree, that he was on the verge of despair. In this perplexity he addressed himself to me, with the avowal, that the medicines he got from the surgeon were not worth a penny, and that if I could not assist him, he must die. I asked him, whether he had ever been affected with syphilitic disease, which he admitted to have been the case many years before. I, therefore, acquainted the surgeon with this circum-

stance, and advised him to administer decoction of sarsaparilla to the patient. There was none on board, however, at that time, but, when we reached the Cape, the surgeon procured a supply, and began to administer it. The impatient colonel, not finding instant relief, again gave vent to his exclamations, telling me that the beverage was of no service; I persuaded him, however, to persevere; after a fortnight, he acknowledged himself to be considerably better; and, in a month, he was completely restored to health. The second case was that of a child of twelve months, which, from difficulty in cutting its teeth, was afflicted with convulsions, could not enjoy any food, became visibly weak, and every one felt certain that the child could not live many days. Leeches, scarification of the gums, warm baths, lenitives, and purgatives, had all been used, to no purpose. On perceiving the desperate state of the child, I inquired of the surgeon whether he had tried blistering, and on finding he had not, advised him to do so; he accordingly applied two (one behind each ear) and from that moment the spasms ceased, the teething began, and the child grew better.

Divine service was regularly performed on board the ship, the captain performing it every Sunday, morning and evening. There were about two hundred persons on board, but, we nevertheless had plenty of provisions; in fact, we may be said to have fared luxuriously; for, besides an abundance of necessary food, we had pastry of some kind or other daily, as well as delicious cakes for desert, and many sorts of wines, malt liquor, and spirits. Twice a-week champagne was served at our table. One day we met with not fewer than nine ships, with some of which we entered into communication, inquiring the name of the vessel, whence it came, whither it was bound, what was its cargo, how long it had been on the voyage, and what other vessels it had spoken with on its way. These communications, unless the ship be within speaking distance, are all made by flag-signals, of which every vessel possesses a book, or index. Previously to the day on which we met with the vessels just mentioned, we had not come in sight of any during

several weeks, when a sail was reported to be visible on the horizon; the passengers immediately went on deck to behold the sight. It was an American whaler, and many of the sailors were sitting on the tops of the masts to get a distant view of the ocean. On the coast of Africa, near the Equator, we encountered a vessel, which, from the account given us by the captain, was coming from Bombay, bound for Calcutta, and had been driven by adverse gales into this part of the Atlantic! The crew and passengers were sorely distressed for want of provisions, and, without knowing even the name of the captain, we supplied them with rice, potatoes, beer, &c. gratis.

At various periods of the day, even when the sun was but slightly visible, the captain and officers took observations with their nautical instruments; and, after making their calculations, would point out to us, on the map, the exact spot on the watery plain which we were then traversing. In the early part of our voyage, as we approached the southern hemisphere, we gradually lost sight of the northern constellations, and when we reached the equator, we could not any longer descry the polar star; but, we were compensated for this, by the appearance of other constellations in the south, which were gradually manifested within our horizon, among which that of the Cross is the most magnificent, the others being considerably inferior to the northern. These incidents may probably appear superfluous to those who have made the voyage; but, to numbers who have not crossed the waste of mighty waters, they may possibly afford some interest.

The various events which I have described in this volume, have all been written from memory; as the only time which I could spare for committing any observations to paper, was fully engrossed in noting down those which related to medical subjects; therefore, it can easily be imagined, that some of the minor details may be slightly inaccurate, and that many an important fact, which would have been worth recording, may have escaped my remembrance. I can, however, assure my readers, that, as far as my memory serves me, I have presented to them a faithful record, and that I never have, in any instance, wilfully swerved from truth.



In conclusion, I now insert (in a Translation by a professed literary character) Dr. TRILLER'S *Rules of Health*. This reputable author flourished towards the close of the 17th century, and published a highly esteemed series of Epic poems, entitled, *The Abduction of a Saxon Prince*.

---



---

## RULES OF HEALTH.

### I.

There is a charm in health and length of days,  
 Which all men covet, and which most might gain ;  
 And I shall now attempt, in humble lays,  
 To tell how I my aged-life did gain.  
 However man the debt of nature pays,  
 He may, at least, longevity obtain ;  
 Learn how I lived, and note what I advise,  
 As proper means to win so rich and rare a prize.

### II.

'Tis to divine beneficence we owe  
 Not only life, but that great blessing—health ;  
 Yet, man must ever carefully bestow  
 Attention on himself, to aid the wealth  
 Which nature has bestowed, as though,  
 Without our will, she would do good by stealth ;  
 Nor should we treat her rudely, lest we feel  
 That nerves and muscles are not made of stone nor steel.

### III.

This lesson have I learned in nature's school—  
 To act as she dictates. A calm, contented mind  
 I sought ; took food and exercise by rule ;  
 And hence, was able year to year to bind.  
 Our delicate construction, man's misrule  
 Too oft destroys body, and, with it, mind.  
 It was not by the aid of drug, nor herb, nor charm,  
 I reached old-age, and kept life free from harm.

## IV.

The curing virtues which in med'cines dwell,  
 Should in disease alone be in request ;  
 If you resort to them when you are well,  
 You may expect them to disturb your rest.  
 Besides, you rob them of their power disease to quell,  
 If in your service they are idly pressed ;  
 They who would not medicaments forestall,  
 Should take in health no medicines at all.

## V.

By tinctures, powders, mixtures, draughts, and pills,  
 A hale man always undermines his strength ;  
 Lays the foundation for a host of ills,  
 Which take away from life degrees of length :  
 Med'cine not needed, many a person kills,  
 Which, kept till wanted, might give health and strength ;  
 He who a sink-hole of his body makes,  
 Decided steps for its destruction takes.

## VI.

Those are mistaken who in every Spring  
 And Autumn fancy that they physic need ;  
 Nature relieves herself: both man and thing  
 Are subject to her laws ; to purge and bleed  
 For custom's sake, what is it but to fling  
 Health, strength, and life away ? Blockhead indeed  
 Is he, who swallows med'cines he does not require ;  
 Long ere his time, shall such a dunce expire.

## VII.

He who would spend an aged life in ease,  
 Must, in his habits, keep within due measure ;  
 In labor, food, and sleep, the medium seize,  
 In wine and women take not too much pleasure.  
 Such was the counsel of Hippocrates,  
 Who thought good health was an important treasure :  
 And, at the age of six score years, expired,  
 Loved, honored, revered, and much admired.

## VIII.

Night into day let no man think of turning,  
 Nor sleep by day to wake up when 'tis night ;  
 A brain confused, or with strong potions burning,  
 Cannot conceive of men or things aright :  
 Let me remark, such feasting folks concerning,  
 They are not wise ; but act as if in spite  
 Of sense and reason ; for, surely, every one  
 Requires some rest after hard labor done.

## IX.

Why should we, glutton like, our bodies feed  
 As if we wished grim Death to cast his dart ?  
 Why should we hasten to the grave with speed,  
 As if from all our friends we longed to part ?  
 Of temperance every man on earth has need,  
 To save him from affliction's direful smart ;  
 Then why use food as if it held the germs  
 Which make ourselves rich nourishment for worms ?

## X.

Suppose that we should wish our lamp to burn,  
 We trim it, nicely, with sufficient oil ;  
 But, if we overcharge the feeding urn,  
 Of course, the brilliancy of light we spoil,  
 Or, put it wholly out : hence, we may learn,  
 Without much labor or fatiguing toil,  
 If man his " feeding urn " (his body) surfeit,  
 The darkness of the grave must prove the forfeit.

## XI.

A little generous wine makes glad the heart ;  
 Unbends the mind o'er which dull sorrow reigns ;  
 Lightens sad melancholy of its smart,  
 And makes infirmity forget its pains ;  
 Invigorates the blood ; performs its part  
 In quickening circulation through the veins ;  
 It prompts digestion, and the stomach braces,  
 Languor dispels, depression, too, displaces.

## XII.

If you a recipe for Death require—

Drink, when o'ereheated, ice-cold water ;

The effect of which, when freely you perspire,

Is, to produce of health a complete slaughter :

Should this not fully act to your desire,

It will to comfort leave but little quarter ;

And a consuming, slow, yet sure decay,

Will take, midst sufferings, life, at length, away.

## XIII.

But above all things, let us never fail

To seek the freshest and the purest air ;

The richest blessing in the world's vast pale,

Either for peasants, courtiers, or the fair ;

Without it, all creation would grow stale,

And Death usurp dominion everywhere ;

All animated nature through its aid

Is vivified, and from destruction stayed :

## XIV.

'Tis the balsamic stay of human life,

Increasing strength, and general health bestowing ;

All those who slight it, set themselves at strife

With the Creator's aim, with good o'erflowing :

Enjoy the bracing air when Spring is rife

With balmy odors, gentle zephyr's blowing ;

They are rich stores of nature's vital wealth,

Producing length of days and perfect health.

## XV.

Therefore I say to those who age admire,

In the free air gaily yourselves disport ;

And of its virtues full supply acquire,

By vigorous exercise and merry sport ;

So may each one most healthfully respire,

And strengthen every outwork of life's fort ;

By air and exercise the body thrives,

And men of sense thus lengthen out their lives.

## XVI.

But, while I thus commend the bracing air,  
 I must enjoin, in terms not less emphatic,  
 That you avoid all drafts ; for they prepare  
 The way, and bring on pains rheumatic,  
 Which to remove may baffle all your care,  
 And leave, for years, these twinges so erratic :  
 Air is of use, but drafts are dangerous things,  
 And spare not peasants, merchants, bankers, kings.

## XVII.

Also avoid, as you would shun the pest,  
 Air that is foul, no matter how created ;  
 In crowded rooms be not a frequent guest,  
 Nor sit for hours with wine or grog elated ;  
 Foul-air and drinking will disturb your rest,  
 And bring on pains not easily abated ;  
 And should you feel such fumes affect your brain,  
 Rush to fresh-air to make you well again.

## XVIII.

Cleanliness is next to Godliness, says Paul ;  
 And common-sense corroborates his saying ;  
 Some wash but seldom, others not all—  
 Yet, washing is as needful, oft, as praying :  
 If once you into filthy habits fall,  
 You are from prudence and religion straying ;  
 Keep pure your body by such free ablutions  
 As may preserve you from unclean pollutions.

## XIX.

Neglect not bathing, as too many do,  
 For, thereby, you may ward off many an ill ;  
 Sometimes a warm-bath may your strength renew ;  
 But, of the cold, be sure to take your fill.  
 The Easterns, old and young, this course pursue,  
 Nor shun the water though it should be chill ;  
 Hence, such diseases as fell gout and stone,  
 To Indians and to Persians are scarce known.

## XX.

Clean linen as a comfort we esteem,  
 And frequent changes of our underdress ;  
 These as essential to our health, I deem,  
 And therefore urge them on you with some stress :  
 'Tis of importance, trifling though it seem,  
 What I would now upon your minds impress—  
 Forget not that whene'er you are attiring,  
 Not to put on cold garments, while perspiring.

## XXI.

Do not neglect the sea, nor flowing river,  
 But, in due season, go to beach or brink ;  
 Yet, do not stand undressed, to shake and shiver,  
 Nor from the healthy plunge affrighted shrink ;  
 Lave well your limbs, e'en though muscles quiver,  
 And learn to swim, nor be afraid to sink ;  
 Swimming invigorates all the limbs and breast,  
 Makes the day cheerful, and at night brings rest.

## XXII.

But, above all, let Diet have your care,  
 For, therein healthy action most depends ;  
 Of after-efforts you may well despair  
 For past imprudences to make amends :  
 To this point, therefore, I again repair,  
 As frequent repetition sometimes tends  
 To impress a truth more strongly on the mind,  
 And its observance to our practice bind.

## XXIII.

A few words more, and then, I shall have done—  
 Let man consider well our nature's laws ;  
 In every mortal underneath the sun,  
 Effects are consequent upon some cause ;  
 Body and mind united are in one,  
 And each affects the other ; therefore, pause  
 Before intemperance blasts the body's health  
 And robs the mind of intellectual wealth.

## XXIV.

All who these Rules will wisely lay to heart,  
 May hope to reach a venerable age,  
 Nor wish to stay, nor fear hence to depart ;  
 For what is Death but *freedom* to the sage ?  
 Death has no terrors that can make them start ;  
 And when they quit, at length, this mortal stage,  
 Pleased with the life of prudence that is past,  
 In hope they quietly shall breathe their last !

## I.

To Dr. Triller's *Rules of Health*, I add one more,  
 Though at the hazard of your condemnation ;  
 For, there are thousands now, as heretofore,  
 Who will not thank me for my observation :  
 I also know, that you may quote from lore  
 Of ancient days, of some consideration,  
 To show the error of the Rule I want  
 To give, regarding the Tobacco-plant.

## II.

Poisons (as arsenic, opium) may, from use,  
 Lose much of their intrinsic, mortal power ;  
 Yet, they are *poisons* still : 'tis the abuse  
 Of the pernicious weed (on which I shower  
 The censures of great men—whether as *juice*,  
 Or *leaf*, or *dust*) that at this hour,  
 Many conceive it innocent ; but, know  
 It is to health a deleterious foe.

## III.

Urban the Eighth, we read in history's page,  
 Passed on *smuff-takers* excommunication.  
 The Czar of Russia, in a former age,  
 Punished the crime of this abomination  
 By cutting off the nose. The still more sage  
 Senate of Berne, on due deliberation,  
 Forbade the Swiss to *smoke* Tobacco, as a crime  
 Great as was *theft* or *murder* in the code divine.

## IV.

In Canton Valois, I have read or heard,  
 Exists a prohibition of its use in Youth ;  
 A man must wait until he gets a beard  
 Before he *smokes*. And 'tis a well-known truth  
 That James the First, of England ("the absurd")  
 Tried force, to put Tobacco down ; forsooth,  
 A silly trick, in that pedantic king ;  
 As Englishmen, *by force*, will not do anything.

## V.

Sultan Amurad the Fourth, to death condemned  
 All *smokers* of Tobacco. And that great man  
 Baba Nanuk, whose conduct I commend,  
 By a religious obligation, formed a plan  
 To keep it from the Sikhs ; he did forefend  
 That poisonous weed, and through the nation ran  
 His interdiction ; e'en as a remedy for pain,  
 All efforts to administer the weed, prove vain.

## VI.


The so-called *barbarous* Sikh, preserves his race  
 Against the noxious plant ; while boasting Europe tries  
 To increase its filthy use ; Governments have the face,  
 In spite of health, to form monopolies  
 Of this most baneful weed—What a disgrace !  
 E'en England's Rulers common-sense defies,  
 Bartering (by Acts of Parliament) the health  
 Of a whole people, for a little wealth !

## VII.

Able physicians often have asserted,  
 By *snuffing* up Tobacco, also *smoking*,  
 The plant is from its *true use* much perverted.  
 In the fair-sex it ever is provoking  
 Sensations of disgust—in short, it is diverted  
 From Nature's purpose ! and I end, invoking  
 The Genius of the British Isles, to banish hence  
 Customs so contrary to Common-sense !

J. M. H.





12

13

14

W. & T. L. Lithographers



## EXPLANATIONS OF THE PLATES.

The lithographic engravings in this, the first volume, are faithful copies of Portraits and Sketches, taken by a native at Lahore—excepting only the likeness of the Faqueer Haridas, which I had from Captain Gardner; and though I never saw Haridas, I rely on the resemblance; for, on showing it to several natives, who knew him well, as also to General Ventura and Colonel Sir C. M. Wade, who were present at the restoration of the Faqueer, they recognised the likeness.

Before entering upon the Explanations of the Plates, I shall give some account of the manners and customs of the Sikhs and Hindoos, in addition to the communications already made.

*Sikh, Sing, Singh, Khalsa*, are names of that people known to the English by the appellation *Sikhs*. *Sikh* is a derivation from *Sikhna*, to learn; hence, the Sikhs are disciples (pupils) of Baba Nanuk, the Reformer. *Sing*, signifies a *lion*, or *hero*; the Sikhs conceiving themselves to be a powerful race, a nation of warriors.

In their religious principles, they are *Reformed Indians*. Formerly, the Sikhs inhabited the Punjab only, but, are now to be met with in various parts of Hindostan; as in Cashmere, Thibet, in the North; in the South, at Moultan and Scinde; as far as Calcutta, in the East; and, in the West, at Pishawur and Cabul. Notwithstanding their Reformation, the Sikhs, like the Hindoos, burn their dead; and were they not prohibited by the English, they would burn living beings also with the dead. Their hair, as elsewhere stated, is long; it is wound up in a knot, placed on the fore-part of the head, around which, beginning at the knot, they wind a long and narrow muslin of fine texture, which they denominate *Destar*, *i. e.* head-dress, bearing the appearance of a helmet. The more opulent add to this head-dress pieces of silk, embroidered with silver and gold; also hooks and clasps, with projecting feathers, and a variety of pearls and precious stones. They wear earrings of gold and gems; armlets and bracelets, and a profusion of neck ornaments—as exhibited in the male and female portraits in Plates 1, 2, 3, 4.

The Hindoos wear their hair short, which may be seen below the

head-dress, as in Plate 4. Every morning, after ablution, during their rites, they tattoo themselves on the nose between the eyes, with saffron, sandalwood, &c. by which their different Castes may be distinguished, and whence the performance of ablution is visible. In Plates 1, 2, 3, the head is engloried ; being the sign of majestic eminence.

PLATE. I.	Maharajh, or, Maharajah (King) Runjeet Sing, v. page 92.	
	Maharajh (King) Kurruck Sing,.....	„
	Konwar (Heir-apparent) No-Nehal Sing,.....	„
	Maharajh (King) Shere, or, Sheer Sing,.....	„
PLATE. II.	Ranee (Queen) Chunda,*.....	„ 108.
	Maharajh (King) Dulleep, or, Dhulleep Sing,...	„
	Sirdar (Nobleman) Jewahir, or, Jowabar Sing,...	„
	Rajah (Prince) Lall Sing, .....	„
PLATE III.	Maharajh (King) Goolab, or, Gholab Sing,.....	„ 115.
	Rajah (Prince) Dhyān, or, Dehan Sing, .....	„
	Rajah (Prince) Soochet, or, Suchet Sing, .....	„
	Rajah (Prince) Heerah, or, Heera Sing,.....	„
PLATE IV.	Rajah (Prince) Teja Sing, .....	„ 119.
	Rajah (Prince) Deena-Nauth, or, Deenanath, ...	„
	Faqueer or Fakeer (Devotee) Noor-oo-Deen, or, Noorudeen, or, Noureddēn,.....	„
	Sirdar (Nobleman) Dost, or, Dhost Mohamed,†	„
PLATE V.	Charāina Sowar (a Cuirassier) .....	„ 121.
	Nahung, or, Akalee (Immortal) fanatic Sikh,...	„
PLATE VI.	Sing Sipahēe (Sepoy) .....	„ 96.
	Mooselman, or, Mussulman Sipahēe (Mahomedan Sepoy) .....	„
	Gorekhee Sipahēe (Napaulēe Sepoy) .....	„
PLATE VII.	Haridas .....	„ 127.
PLATE VIII.	Hakim, or, Hakeem (Mohamedan or Mahomedan Doctor) .....	„ 141.

\* This is a distinct personage from Maha-Ranee Chund Kour, wife of Kurruck Sing, mother of No-Nehal, who for a short period was Queen; and was murdered by her female slaves, as related on page 105. Though employed under her government, I never saw her; much less was she visible to any painter; consequently, I have not obtained a likeness; but, in her stead, I give the portrait of Ranee Chunda.

† This present Regent of Cabul does not strictly belong to this series of portraits; but, as he is notorious in the history of the last Sikh war, and having obtained a striking likeness of him, I present it to my readers.

The Doctor is feeling the pulse of his patient, behind whom is a urinal bottle. A medicine chest, containing simply electuaries and pills (in wooden boxes) is beside him; before him lies his notebook, and near it his inkstand, with a cane-pen sticking in it, together with pen-knife, scissors, recipes, and a couple of pomegranates.

PLATE IX. Attar, or, Uttar (Druggist) ..... v. page 150.

The Druggist is sitting on the outside of his shop, serving a customer. A very small and simple distilling apparatus, with a refrigerator (cooling vessel) is before him. It is worthy of remark, that not any names or labels are to be seen on any of the bottles or jars; probably, to keep their contents a secret from others.

PLATE X. B'hangee (Hemp-plant Drinker) ..... v. page 153.

Chursee Bhistee, or Mushkee (a Mahomedan water-carrier) smoking Churrus. In his hand, he holds a hooka, which he is lighting with a coal taken from the fire before him. On his back, is the goat-skin in which he carries water.

Faqueer Postee (Poppy-head Drinker) smoking his hooka, while rubbing poppy-heads with his hands in a vessel with water, which he afterwards strains through a cloth and drinks. He is tattooed on the arm. Behind him may be seen the goat-skin containing water.

PLATE XI. Kar-Khana Abkaree (Stillatory) ..... v. page 157.

The Distiller, as well as the Drinker, is a Mahomedan. This mode of distilling is, however, very imperfect.

PLATE XII. *Fac simile* of the *Badela* (document) re-appointing the Author of this work Physician to the Court of Lahore, also, Superintendent to the Gunpowder and to the Gunstock Manufactories, delivered by the Vizier (Wuzeer) Jowahar Sing, under Dulleep Sing's government. A copy of the document is exhibited on account of its peculiarities. It is headed with the Signature of the Vizier, and stamped with three seals; the innermost of which, like the document itself, is in the Persian language; the other two, together with the Vizier's signature, are in the Goormukee character, similar to the *Grunth* (holy-book) of the Sikhs; and which characters are already known in Europe. On the margin of the page is a Signature, which may serve as a specimen of the many signatures with which the back of the document is covered ..... v. page 113.

PLATE XIII. Copy of a document, in Persian, authorizing the writer of these volumes to establish, for his own account, a Beet-root

Sugar manufactory, at Cashmere. It is headed with the signature of Maharajh Gholab Sing..... v. page 177.

PLATE XIV. Copy of an Order, issued by the late Sikh-government, to the author of this work, to receive and entertain as Guests, the eighteen English prisoners taken at Aliwal, and forwarded from Philoor, by Runjoor Sing. This Order, also, is headed with the Signature of Gholab Sing, who, in the absence of Lall Sing, was then temporary Vizier of the State of Lahore ..... v. page 122.

The reason for presenting these Copies to the public, is as follows—In the course of last year, I was informed by the Chief Director of the Imperial Government Printing Office at Vienna, that there were 500 different species of native, and 104 foreign types, in that establishment; among which I observed the Goormukee characters of the Sikhs, mentioned in the explanation of Plate XII: yet, amid that vast collection, the character of the signature of Maharajh Gholab Sing, as exhibited on this and the preceding document, is not to be found—a curiosity worthy of observation—and, at the request of the Director of that famous establishment, the writer hereof has undertaken, on his return to the East, to furnish that hitherto unknown character in Europe, to the Imperial Printing Office, after having ascertained the reality of the existence of such a *Character*, and that it is not merely a *Monogram* belonging to this family of the Rajahs of the Hills.

In a corner of this Plate, is added a similar Signature of the late Rajah Heera Sing, nephew of Gholab Sing.

PLATE XV. Northern view of the Fortress of the city of Lahore. This quadrangular stone-built Fortress, having two Entrances, is in a state of tolerable preservation, though erected by the Mohamedans, 200 years ago, and occupies the north-west angle of the city. It has an imposing appearance, and is decorated with a variety of different colored stones, too minute to be represented on a Plate.

No. 1 and 2, on the Plate, indicate the inner and outer gates of the city, called *Musthee Durwaza*; between which gates, some houses of the city may be descried.

No. 3 is a Turmsala—*Indian House-of-prayer*.

No. 4 is the eastern Entrance from the city to the Fortress.

No. 5 is the large Court yard; on the north of which is the *Takht* (place of coronation) and before it is the *Khabgha* (formerly the cool place of repose, during the heat of the day) the front of which, as seen

in the Plate, extending along the Fortress, was occupied by the Ladies of the Harem. On the south, were formerly, the ammunition magazines, the gunstock manufactory, and the gunfoundry; behind these were the royal stables.

No. 6 is that part of the Fortress called *Sumnum Boorj*; where, in the winter season, the *Durbar* (State-council) frequently assembled.

No. 7 is the western Entrance from the royal garden, called *Hazoor-eebagh*.

No. 8 is the royal Flower-garden; in the centre of which stands an elegant marble building (erected by Runjeet Sing) wherein the Durbar occasionally met. To this Garden there were four Entrances; the eastern, from the Fortress; the western, from the royal Mosque; the northern, from the Parade; and the southern, from the City.

No. 9 is the fatal Gateway, above the inner extremity of which stood the parapet that was dashed down upon No-Nehal Sing (the Heir-apparent) and Meean Oedum Sing (Maharajh Gholab Sing's eldest son) as recorded on page 102.

No. 10 is the Entrance from the royal Flower-garden, up a flight of magnificent stone steps, to the Mosque, named *Badshai Musjitt*.

No. 11 is one of the four colossal Minarets of the royal Mosque; below which Runjeet Sing, his son Kurruck Sing, and his son No-Nehal Sing, together with their numerous Wives, were burned, and a splendid tomb erected on the spot, with a Cupola in sight, wherein the *Grunth* (holy-book of the Sikhs) is read by the priests.

No. 12 is the large Court of the royal Mosque, which was occupied by Sheer Sing, for three days, during the blockade of the Fortress, v. page 106.

No. 13 is the royal Mosque itself, *Badshai Musjitt*; which, in former times, was devoted by the Mahomedan kings to Divine-worship; but which the Sikhs appropriated to an Arsenal; and their example has, I believe, been followed by the English.

No. 14—Below this No. is an arm of the river Ravee; which, in the dry-season has scarcely any water. To the right hand of this No. is an extensive Wall, beyond which stands an Artillery establishment.

PLATE XVI. Jerah, or Jerrah, or Jurrah (Surgeon) or Nai (Barber) or Hajam (Copper)..... v. page 149.

The Barber is represented shaving the head. His apparatus near him.

Led by sagacious taste, the ruthless king  
 Of beasts, on blood and slaughter only lives ;  
 The tiger, formed alike to cruel meals,  
 Would at the manger starve ; of milder seeds  
 The generous horse to herbage and to grain  
 Confines his wish—though fabling Greece resound  
 The Thracian steeds with human-carnage wild.  
 Prompted by instinct's never-erring power,  
 Each creature knows its proper aliment ;  
 But man, the inhabitant of every clime,  
 With all the commoners of Nature feeds !  
 Directed, bounded, by this power within,  
 Their cravings are well aimed : voluptuous man  
 Is by superior faculties misled ;  
 Misled from pleasure e'en in quest of joy,  
 Sated with Nature's boons, what thousands seek,  
 With dishes tortured from their native taste,  
 And mad variety, to spur beyond  
 Its wiser will, the jaded appetite !  
 Is this for pleasure ? Learn a juster taste ;  
 And know, that *temperance* is true *luxury*.



## I N D E X .

	PAGE
Introduction . . . . .	i.
Allœopathia and Homœopathia . . . . .	iv.
Tea and Coffee not pernicious . . . . .	vii.
Medical knowledge, the result of Experience . . . . .	ix.
Agreeable form in which Medicines may be administered . . . . .	x.
The grand Rule to be observed by all Medical men . . . . .	xi.
Nostrums—Morrison's and Holloway's Pills, Warburg's Drops, &c. . . . .	xii.
Arsenic recommended, as a Medicine . . . . .	xii.
The Science of Medicine—stationary . . . . .	xiii.
Advice on the Preparations of Medicines . . . . .	xiv.
Monopolies of Churrus, Saffron, and Putchuk-root, by the Cash- merean Government . . . . .	xv.
Object of this work . . . . .	xvi.
Recommendation to the faculty in India . . . . .	xvii.
The Author's return to Lahore, in 1830 . . . . .	xviii.
Letter from the late Wm. Skinner, to the Author . . . . .	xxii.
Fatal power of Prejudice . . . . .	xxiii.
Sydenham, &c . . . . .	xxiv.
How the properties of Medicines may be ascertained . . . . .	xxv.
Minute doses alone, can produce real medicinal action. . . . .	xxvi.
A pocket-book recommended to Physicians and Families . . . . .	xxvii.
<b>ADVENTURES, DISCOVERIES, EXPERIMENTS, AND HISTORICAL</b>	
<b>SKETCHES . . . . .</b>	
The Author leaves Home (Kronstadt in Transylvania) in 1815 . . . . .	1
Voyage to Constantinople . . . . .	1
Travels towards Jerusalem, 1817—1819 . . . . .	4
The Author introduces Vaccination into Syria, in 1822 . . . . .	7
Barber, Governor of Tripoly, in Syria . . . . .	18, 8
Lady Esther Stanhope, at Araba, in Syria . . . . .	9
Kannobin not a Town, but a Convent . . . . .	10

	PAGE
Tapeworm, 52 yards in length . . . . .	11
The Author's agreeable abode in Palestine during several years . . . . .	13
The Cæsarian operation thwarted by the Greek Bishop . . . . .	16
Wolff, the wide world known Missionary . . . . .	64, 63, 18
The Author present at the Siege of Acre . . . . .	18
Voyage to Alexandria . . . . .	19
The Author visits Mr. Reynolds, at Cyprus, in 1823 . . . . .	19
Attanas Keptenak, at Alexandria . . . . .	20
Doctors Hemprich and Ehrenberg . . . . .	81, 20
Padre Tomaso . . . . .	21
Mr. Henri De Turck . . . . .	22
The Author accompanies the Pacha of Damascus to the Fair at Muzerib . . . . .	22
Journey, through the Desert, to Bagdad . . . . .	23
Mode of Healing practised by the Arabs . . . . .	24
The Agha of Hit . . . . .	25
Kind reception by Mr. Swoboda at Bagdad . . . . .	31
Deserted by the Guide, in the Desert . . . . .	34
Embarked for Bender-Bushir, in Persia . . . . .	36
Famine at Mosul, in 1828 . . . . .	39
The Author at the point of death, at Heirpore, in Scinde . . . . .	40
From Bagdad to Lahore, the Author travels four months ; two on land, and two on water . . . . .	44
The first patient in Lahore, the adopted Son of General Allard . . . . .	44
The Author attended Rajah Suchet Sing into the mountains . . . . .	45
The Author's treatment of Hydrophobia . . . . .	47
Colonel Sir C. M. Wade . . . . .	128, 59, 48, 47
New Nose made by the natives of India . . . . .	48
Milk-Sugar made by Order of Runjeet Sing . . . . .	49
Coffee unknown at Lahore, in 1832 . . . . .	50
The Author struck by a <i>Coup-de-Soleil</i> . . . . .	52
Glanders cured by the Author . . . . .	52
General Avitabile very fond of Hanging, as a Punishment . . . . .	53
A Musk-deer caught, in the Plains of India . . . . .	54
Runjeet Sing . . . . .	102, 95, 56, 55
The Author appointed Superintendent of a Gunpowder and Gun- stock Manufactory, at Lahore . . . . .	56
The Author's return from India to Europe, in 1833-1834 . . . . .	57

	PAGE
Vaccination introduced, at Dhera-Ghasi-Khan, by the Author . . . . .	57
Vaccination unknown at Cabul, in 1833 . . . . .	59
The Author's collections of Plants and Antiquities . . . . .	59
Loss of the Bactrian Scroll! . . . . .	60
Opening of the Tombs, at Cabul, by the Author . . . . .	60
Hoshbegi, the Minister of State, at Bokhara . . . . .	67, 66, 64, 63
Fatal operation on a Student, at Bokhara . . . . .	65
Cure of a chronic Asthma, at Bokhara . . . . .	67
Efficacy of Wax-oil . . . . .	69
Two unfortunate Armenians from Astrakhan, at Bokhara . . . . .	70
Horse-milk ( <i>Kumiss</i> ) a nutritious beverage . . . . .	72
The Author's speculation in Sable-skins, at Nishni-Nowgorod . . . . .	73
The Author's excursion to St. Petersburg, in 1834 . . . . .	77
The Author's conversation with the Grand Duchess Helene, at St. Petersburg . . . . .	77
Trip to Kronstadt, the Port of St. Petersburg . . . . .	77
Encounter with a Chimney-sweeper . . . . .	78
Arrival at Kronstadt, in Transylvania, on Christmas-eve, 1834 . . . . .	79
Narrow escape of the Author from falling down a Precipice . . . . .	79
Visit to Vienna, passing through Hungary, in 1835 . . . . .	80
A visit to Dr. Hahnemann, at Paris, 1835 . . . . .	81
Voyage from London to Hamburgh, in 1835 . . . . .	81
Homœopathic Medicaments of Dr. Lehman, at Köthen . . . . .	81
The Author returns to Kronstadt, his native place, in 1835 . . . . .	82
Sojourns at Vienna, from Spring to Autumn, in 1836 . . . . .	82
Second voyage to Constantinople . . . . .	82
The Plague not contagious . . . . .	83
The Author's success in the Plague-hospital, at Pera . . . . .	83
Success of Homœopathic doses at Constantinople, during 1836-1838. . . . .	85
Cure of the Sultan's son (the present Sultan) by an Armenian lady. . . . .	86
The Author leaves Constantinople for Lahore, in 1838 . . . . .	88
An account of the Plague at Palee . . . . .	89
The Author's recovery from the Plague, caught at Palee . . . . .	91
Arrival at Lahore (by the Overland route) in the Spring of 1839 . . . . .	92
Doctors Murray, Steel, and Macgregor . . . . .	93
Administration of Homœopathic doses to Runjeet Sing . . . . .	93
The Author's recompence, by Runjeet Sing . . . . .	94

	PAGE
An account of the Sutte—the burning of Wives, &c. . . . .	96
Colonel Henry Steinbach . . . . .	97
Ascension of Kurruck Sing to the throne . . . . .	101
Commencement of the bloody Scenes in the Punjab . . . . .	101
No-Nehal, Kurruck Sing's only Son, usurps the throne . . . . .	101
Deaths of Kurruck Sing, No-Nehal Sing, and Meean Oottum Sing (eldest Son of Gholab Sing) on one day . . . . .	102
Ascension of the Ranees Chund Kour, Mother of No-Nehal Sing, to the throne . . . . .	105
Sheer Sing's ascension to the throne . . . . .	106
Assassination of Sheer Sing, by Ajeet Sing . . . . .	107
The royal prince Pertaub Sing, twelve years of age, assassinated by Lena Sing, uncle to Ajeet Sing . . . . .	108
Ascension of Dulleep Sing, youngest son of Runjeet Sing . . . . .	108
Jellah Pundit, a fanatical Brahmin . . . . .	109
Massacre of Heera Sing, and all his Retinue . . . . .	109
The Author's escape, when Sheer Sing was assassinated . . . . .	110
Dismissal of the Author from the Court of Lahore, in 1844 . . . . .	111
The Author re-instated, by Jewahir Sing, in 1844 . . . . .	118
Jewahir Sing shot, by the Soldiery . . . . .	115
Cholera-morbus at Lahore, in 1845 . . . . .	115
Runjoor Sing, Commander of the Sikhs at Aliwal . . . . .	115
Robbery committed by Runjoor Sing's soldiers . . . . .	116
Lall Sing, appointed Prime Minister . . . . .	117
Teja Sing proclaimed Commander-in-Chief of the forces . . . . .	118
Prince Waldemar of Prussia, in the English ranks . . . . .	119
Decisive Battle of Sobraon, on 10th February, 1846 . . . . .	119
Death of the Baba Beer Sing . . . . .	120
Utter Sing, brother to Lena Sing the murderer of the Prince . . . . .	120
Gholab Sing remained neutral, at Jummoo . . . . .	121
The Author's conversation with Gholab Sing . . . . .	122
English prisoners at Philoor, sent as Guests to the Author's house, by Gholab Sing . . . . .	122
The Author accompanies Gholab Sing, as private Counsellor, to the English Camp . . . . .	122
End of the Independent State founded by Runjeet Sing . . . . .	123
Sir Henry Lawrence, appointed to the English Residentsip, at Lahore, in 1846 . . . . .	123

	PAGE
Lall Sing removed, by the English, to Agra, and pensioned . . . . .	124
Tejah Sing created Rajah of Seealkote . . . . .	124
The Ranee exiled, by the English, to the Fortress of Sheg-Opur, and afterwards to another Fortress on the Ganges, whence she contrived to escape . . . . .	124
Sir Frederick Currie Resident of Lahore, during the absence of Sir Henry Lawrence, who accompanied Lord Hardinge to England . . . . .	124
Murder of Agnew and Anderson, at Mooltan . . . . .	126
Decisive Battles of Mooltan and Gujerat, in 1849 . . . . .	126
End of the Author's official post, as Physician to the Court . . . . .	126
Suspension of Life, in the person of Haridas . . . . .	127
A Faqueer uninjured by the bite of venomous Serpents . . . . .	134
Dr. W. Jameson . . . . .	135
Arsenic Eaters . . . . .	137
The Author's collection of Serpents . . . . .	138
Advice in all cases of Bites from venomous creatures . . . . .	139
<i>Serpent-love</i> (said to be restricted to the Punjab) . . . . .	140
Sheer Sing, "The Son of a Laundress," explained . . . . .	142
The Author's adoption of the Medium-system, in Medicine . . . . .	143
In 1845, upwards of 800 deaths daily from Cholera, at Lahore . . . . .	144
Galvano-electric Rings . . . . .	145
Zinc and Silver plates, united by a silver wire . . . . .	146
Operations, whilst patients were under the influence of Chloroform . . . . .	147
Ether and Chloroform mixed, preferable . . . . .	148
Mahomedan Stone-operator . . . . .	148
Native Oculists at Lahore . . . . .	149
Amputation unknown at Lahore, until introduced by the Author . . . . .	149
A sort of Animal-magnetism practised in the Punjab . . . . .	149
The Pulse considered of high importance, in the East . . . . .	149
Alms given, in the East, on every occasion of Illness . . . . .	150
Major Mac Gregor, director of Police, at Lahore . . . . .	151
The Author sends for Assistants, to Europe . . . . .	151
Many Hermaphrodites at Lahore . . . . .	153
Natives of the Punjab rejoice at the demise of Female infants . . . . .	153
Intoxicating beverage prepared from the Hemp-plant . . . . .	153
Churrus, smoked in the pipe, very intoxicating . . . . .	156

	PAGE
The Sikhs and Hindoos refuse Medicines prepared with Liquids, by the hands of Europeans . . . . .	156
The Sikhs forbidden to smoke Tobacco, but permitted to take Opium and Spirituous liquors . . . . .	157
Cure for Opium-eaters, Drinkers of the infusion of Poppy-heads, &c.	158
Magendie's Experiment . . . . .	160
" Wonders of Sympathy and Magnetism, &c. by Gerstenbergk"	161
There is no food which may not serve as Medicine . . . . .	162
It is common for every Hindoo to prepare his own dinner . . . . .	164
Cold beverages sometimes increase Thirst in the hot season . . . . .	165
Beneficial effects produced by Cold-baths . . . . .	165
Two Recipes for Hair-dyes . . . . .	167
Sheer Sing extremely polite and amiable . . . . .	169
In 1844 all Europeans dismissed by the Sikhs . . . . .	170
The Author visited, at Lahore, by his Brother . . . . .	170
Herr August Schöfft's adventure at Umritsir . . . . .	171
Colonels Mouton and Hurbon dismissed . . . . .	176
The Author's intention and object in again returning to Cashmere	176
Tapping for Dropsy, unknown in Cashmere, in 1849 . . . . .	178
Europeans, up to 1849, received and entertained as Guests in Cashmere . . . . .	178
Lord Gifford and the unfortunate Colonel King visited Cashmere .	179
The Maharajah of Cashmere (Gholab Sing) pretends to cure all cases of Paralysis . . . . .	179
Curious species of theft, practised in Cashmere . . . . .	180
Cashmerean Plants may be obtained by Doctors in Europe . . . . .	181
In September 1849, the Author leaves Cashmere for Europe . . . . .	182
The Author visits his two Daughters at Mussoorie . . . . .	182
Pleasant passage down the Ganges to Calcutta . . . . .	182
Inhabitants of Santipore, on the Ganges . . . . .	183
Dr. James Esdaile's operations at Calcutta, upon patients under Mesmeric influence . . . . .	183
No Beggars seen by the Author, at the Cape of Good Hope . . . . .	184
Dr. Triller's <i>Rules of Health</i> . . . . .	187
The Author's addition, on the abuse of Tobacco . . . . .	193
Explanation of the Plates . . . . .	195
Index . . . . .	201

# THIRTY-FIVE YEARS IN THE EAST.

Discoveries and Experiments

RELATING TO

Medicine, Botany, Pharmacy, &c.

TOGETHER WITH AN ORIGINAL

Materia Medica;

AND

A MEDICAL VOCABULARY,

IN FOUR EUROPEAN AND FIVE EASTERN LANGUAGES:

BY

John Martin Honigberger,

LATE PHYSICIAN TO THE COURT OF LAHORE.

---

SECOND VOLUME.

ILLUSTRATED WITH NUMEROUS ENGRAVINGS.

---

London:

H. BAILLIÈRE, 219, REGENT ST. & 290, BROADWAY, NEW YORK (U.S.)  
R. C. LEPAGE & Co. CALCUTTA.

1852.

**Medicus naturæ minister.**



INTRODUCTION  
TO THE  
MEDIUM SYSTEM.

THE *diagnostics* and *prognostics* of diseases, do not come within the scope of my treatise; they have been amply treated by other physicians. I shall restrict myself to *therapeutics*; and communicate various specifics, the efficacy of which I have tested, during a long and successful practice.

Notwithstanding I am convinced that specifics act not mechanically, but, physically, being in connection with maladies (as iron with the magnet), and that not the quantity, but, the quality of the remedy, produces the desired effect; yet, I have (with or without reason) in the administration of medicaments, adhered to a certain Order; arranging all medicines, according to their violence, in the three following classes.

CLASS I, contains the milder plants, earths, charcoals, salts, metals, and the weaker vegetable acids, &c. These are the remedies commonly administered by Alloepathists in doses of *scruples*, *drachms*, and even *ounces*; for instance: Bitter-almonds, Poppy-heads, Quick-silver, &c.

CLASS II, contains the acrid plants, some of the crystalized vegetable acids, mild chymical preparations, &c. namely, those remedies which are usually administered in doses of *grains*; for instance, Prussiate of Potash, Opium, Calomel, &c.

CLASS III, contains all matters denominated *poisons*—animal, vegetable, mineral—as strong acids, &c. which are generally administered in doses of *less than a grain*; for instance: Hydrocyanic acid, Morphia, corrosive sublimate of Mercury, &c.

Remedies of the first class I administered in doses of from  $\frac{1}{24}$  to  $\frac{1}{5}$  of a *grain*; those of the second class, in doses of from  $\frac{1}{60}$  to  $\frac{1}{24}$  of a *grain*; and those of the third class, in doses of from  $\frac{1}{100}$  to  $\frac{1}{50}$  of a *grain*.

By thus administering them, I obtained the results communicated in this work.

The question may be raised, and with some appearance of reason, why I have not arranged animal venoms, such as those of beasts when mad, of serpents, scorpions, &c. among the milder medicinal agents, inasmuch as they are obnoxious only when they come in contact with the blood or with an abraded surface, since, when taken internally, even in large doses, they do not exercise any prejudicial influence? I reply, because, I have observed that they produced marked effects when administered even in doses of  $\frac{1}{100}$  of a grain; it may be, that in larger doses they might have operated otherwise—perhaps, just the reverse.

Besides, the usual animal medicines, as ambergris, castoreum, musk, &c. I have admitted various other animal substances, opening a wider field for naturalists and physicians.

It was not owing to any scarcity of plants, herbs, or minerals, that I have added such substances to my already rich collection of medicaments; but having, out of curiosity, tried several of them, and obtained satisfactory results, I retained them in my Manuscript, and now present them to my readers: among them may be

found Anguineum, Cataractum, Leporineum, Locustum, Nycterideum, Piscineum, Scorpioneum, Tigridum, &c.

The mode of preparing them is very simple, and may be seen under each head, in the *Materia Medica*, of this volume.

Whether my newly introduced animal medicines may be considered as curiosities only, or, whether they may be brought into general practice by my fellow-physicians, I leave to their examination and judgment.

I make use of the three following modes in the administration of my remedies—

I. I give one drop of the essence, *i. e.* tincture, or a spirituous saccharine preparation of the medicine, on a lump of sugar; so that those who are averse to taking medicine (as also children and lunatics) may be induced to take it without disgust, and often without their being aware that they are taking medicine.

II. I give the prepared remedy in a dry state, in powder; a manner preferred to any other by the inhabitants of India, who feel a repugnance against taking liquids from the hands of Europeans.

III. I give medicine in the shape of lozenges (pastils, cakes) which is a simple and expeditious mode. They are prepared in two ways; namely: in the one lozenge, or cake, the medicine is amalgamated throughout; in the other, it merely forms the external part (being a coat, cover, or crust to the sweetmeat) the one mode of administration is as effectual as the other. Both have their peculiar advantages; for preservation's sake, I prefer the former manner; the latter, however, is more easily and readily prepared.

In preparing the former, I invariably use some spirit for moistening the substances while pounding them to an impalpable powder; partly to prevent the dispersion of the particles, and partly to dissolve the medicine, as well as to accelerate drying.

Some physicians (Homœopathists) aver, that by long-continued trituration, electricity is evolved, and its properties imparted to the medicine; therefore, they recommend pounding and trituration for hours; but, I am of opinion, that from 15 to 60 minutes, is, in most cases, sufficient.

The best vehicle (medium) in the preparation of medicaments, is vegetable sugar, which I prefer to animal sugar, on account of its prevalent sweetness and peculiar qualities: for, it is well known, that vegetable sugar preserves such substances as readily undergo decomposition.

Notwithstanding animal charcoal, &c. are used in the refinement of sugar, no particles of the heterogeneous substances remain in the sugar itself; consequently, the sugar when refined, is pure. Admitting that some insignificant particles of the substances employed in refinement, adhered to the sugar, still, such particles could not, from habitual use, have any medicinal influence, nor in anywise tend towards the decomposition of the medicines with which they had become combined.

*Animal* substances are the most liable to decomposition; *vegetable*, less so; and *mineral*, resist longest the tooth of Time, which gnaws all sub-lunary things.

The aforesaid lozenges I prepare from a paste composed of cane-sugar with an adequate quantity of

starch-pulp. They are made in a machine adapted to the purpose, similar to an ordinary pill-machine. *One drachm* of the paste is placed on the machine and rolled to a cylinder, which, in pressing, is cut into *sixty* long-shaped lozenges, and then dried.

I prefer the long-shaped, or, the flat lozenges to the round, because they are easier handled. Pills are round for the convenience of swallowing, but lozenges are intended to be dissolved in the mouth.

Physicians themselves ought to prepare the medicines they prescribe, or, at all events, *to see* them prepared, never trusting their prescriptions (as is customary) to ordinary apothecaries; for, besides their own reputation, the health and the life of their patients depend upon the accuracy of the preparation. I hold every physician responsible for whatever mistakes arise in the preparation of his prescriptions; whether from the apothecary's ignorance, from involuntary mistakes (which are of daily and hourly occurrence) from the common practice of substituting one drug for another, or, from what cause soever.

At Lahore, I often found, that on sending for the same article to different shops, I received as many different articles; and I have pretty solid grounds for supposing that the like may not be a rare case in Europe.

As the druggists at Lahore and other places in the Punjab, receive their drugs from Umritsir (one of the most important cities, in a commercial point of view) I recommend all physicians in that quarter to procure such drugs as they require, from Umritsir, where there is more abundant choice, and where the articles are less expensive than at Lahore.

In the trituration or pounding of medicines, *metallic* vessels never should be used, as they not unfrequently impart their properties to the drugs, changing their colors, &c. Hard-stone, glass, or china mortars, are the best. The spatula or spoon used to clear the pestle and remove the powder which may adhere to the mortar, must not be metallic, but ivory or bone.

The following three Recipes may suffice as specimens of the three different modes of preparation :

1. Take of washed and dried Turkey fig-seeds, from 1 to 5 grains; white sugar, 15 grains; starch-pulp sufficient to make a paste: begin by putting the fig-seeds into the mortar, moistening them with drops of proof-spirit, crushing them into a mass; add the sugar, in small quantities, during trituration, reducing the whole to an impalpable powder; then, add starch-pulp, sufficient to make a paste, from which 25 lozenges are to be made.

All medicines of the first class to be prepared in a similar manner.

2. Take of finely cut fulminating cotton, from 1 to 2 grains; white sugar, 40 grains; starch-pulp sufficient to make a paste: from which mass 50 lozenges are to be made.

All medicines of the second class to be prepared in a similar manner.

3. Take of fulminating silver, from 1 to 2 grains; white sugar, 80 grains; starch-pulp sufficient to make a paste: from which mass 100 lozenges are to be made.

All medicines of the third class to be prepared in a similar manner.

N.B.—To avoid accidents from the explosion of fulminating metals, they must be carefully managed, prepared in small quantities, and kept moist with spirit. The sugar to be in a pulverized state when added, and before proceeding to trituration, it must be thoroughly mixed, by the ivory spoon or spatula.

The mode of preparing the medicines, which are to form the external part of the lozenges, is similar to the former. Thus—

For the first class of medicines, it will be sufficient to take from 1 to 5 parts of sugar; for the second class, sugar from 5 to 10 parts; and for the third class, sugar from 10 to 20 parts, to each part of the medicine; which, when sufficiently triturated, must be dissolved by the addition of as much proof-spirit as may be requisite to reduce the whole to a liquid sufficient to moisten the lozenges (composed of sugar and starch) when put into the mortar—stirring them round, with the spatula, until they have absorbed the whole of the liquid.

As already mentioned, animal substances easily undergo decomposition; and, on that account, like volatiles, are better preserved in a liquid state—as a sugary essence—which may be dropped on lozenges, or lumps of sugar, just before administering them.

With respect to the administration of these remedies, One lozenge constitutes a Dose, whether the patient be an adult or an infant; as the medicine operates more specifically than mechanically; for instance: a like quantity of *matter* produces a like effect in the vaccination of a babe and a giant. In acute cases, the dose may be repeated hourly; in very urgent cases, every fifteen minutes; in protracted cases, once or twice a day; in chronic cases, every other day, and sometimes once every third day.

If the case be acute, as much medicine as is sufficient for one day should be delivered at a time (unless necessity demand an alteration); if less urgent, sufficient

for a week, or two, may be delivered; and, in chronic diseases (especially if the patient reside at a distance) medicine sufficient for a month, or more, may be delivered.

The lozenge to be allowed to dissolve gently in the mouth. For infants at the breast, the lozenge may be crushed to a powder, and administered in a powdered state, or, dissolved in a teaspoon with milk or water. As the sufferings of babes are mostly occasioned by the quality of the mother's milk, she ought, invariably, to take of the same medicine which is given to the babe; for, if in apparent good health, these medical *bon bons* (lozenges) cannot, under any circumstances, be injurious.

When the tongue of a patient is dry, as it often happens in fever, and there is a deficiency of saliva, I advise a little water to be taken into the mouth, to aid the solution of the lozenge or powder—which is preferable to dissolving the medicament in a spoon.

As to *Diet*, I am not so rigid as other physicians. In acute disorders there is seldom any appetite, and patients never should be urged to take any nourishment without appetite, much less to take what is repugnant to them.

Try all the bounties of this fertile globe,  
 There is not such a salutary food  
 As suits with every stomach. But,  
 Taught by experience, soon you may discern  
 What pleases, what offends.

When in fever any desire for food exists, liquids will naturally be preferred to solids, and vegetable to animal food. In chronic complaints patients may indulge in whatever they may have been in the habit of taking—if not diametrically opposed to their constitution.



Persons of sense eat only when they are hungry, and drink only when they are thirsty, while brute beasts give up eating and drinking when they have had sufficient. The simpler our food, the better for the stomach. Good water is the best beverage, but, being cheap, it is not appreciated.

Patients accustomed to *tea* and *coffee* may continue to use them, in moderation; the like may be observed of *good beer*—though beers are frequently adulterated with pernicious drugs; similar remarks appertain to *wine*. As for spirituous liquors (brandy, rum, gin, &c.) I shall never recommend them to the healthy, much less to the sick, for they are decidedly deleterious; and the proverb is, alas, too true—*More perish in the bottle than in the ocean!*—and, certainly, more English fall in Hindostan by the intemperate and injudicious use of ardent spirits, than by the sword.

Having long known the efficiency of the endermic application of medicines, I regret not having made more trials of its efficacy; and I am considerably strengthened in my conjectures regarding this mode of healing, from having seen the recently published work entitled, *Précis de Médecine Rationnelle et de Thérapeutique endermique et Spécifique: par M. T. Drouot. Paris, 1850.*

---

**" Physic knows**

**How to disburthen the too tumid veins,  
Even how to ripen the half-labored blood ;  
But to unlock the elemental tubes,  
Collapseed and shrunk with long inanity,  
And with balsamic nutriment repair  
The dried and worn-out habit, were to bid  
Old age grow green, and wear a second spring :  
But, the full ocean ebbs ; there is a point,  
By Nature fixed, when life must downward tend."**

# Medical Part.

---

The  
Different Diseases.

**Ars longa, vita brevis.**

EXPLANATION  
OF THE  
ABBREVIATIONS AND SIGNS  
USED IN THE FOLLOWING MEDICAL PART.

---

- A., alternately; *i. e.* the two specified remedies to be taken alternately.
- E., evening; *i. e.* to take a dose at bed-time.
- G., good. Wherever this mark occurs, the remedy has *twice* (at least) proved beneficial. Where no letter stands behind the disease or symptom, there it has *but once* been proved available.
- ☿., mercury; or, mercurial complaint.
- M., morning; *i. e.* a dose to be taken on an empty stomach.
- M. 7., every morning; *i. e.* a dose to be taken every morning, for seven consecutive days.
- M. and E. Example—M. and E. 60, *i. e.* two doses a-day, for thirty days, to be taken morning and evening.
- N., not; *i. e.* the medicine not given as an approved medicine—it has failed; yet, having failed *but once*, it is recommended for further trial. Such medicines as have failed *twice* or *thrice*, are not inserted in this work.
- P., producing; *i. e.* the medicine produced the symptom or disease. When P. stands alone, it signifies, that notwithstanding its having produced an effect, it was not further tested whether it might be beneficial in similar cases. Where P. and G. are found together, the medicine has produced, as well as ameliorated or cured the malady. Such were the remedies on which I most confidently relied (*similia similibus curantur*) nevertheless, they occasionally failed, which has induced me to mark them P. G. N. (*i. e.* producing, good, not) for further trial.

R., recommended for trial; not tested.

♀., syphilis; *i. e.* venereal disease.

℞., tincture, essence.

ТОМФ., Tohfet; *i. e.* a Mahomedan *Materia Medica*.

V., vide; *i. e.* see; look at the thing to which the sign refers.

I., a millionth part of a grain, in accordance with Hahnemann's system.

I. sol., solution of the millionth.

X., a decillionth part.

X<sup>∞</sup>, three small globules of the decillionth part.

. abbreviation, when behind part of a Latin, or Oriental word: as, *Anac.*, meaning *Anacardium*—unless at the end of a period.

4 times, four times a-day; *i. e.* four doses are to be taken between rising and going to bed.

4 times 12; *i. e.* four doses a-day, to be taken for three consecutive days.

12 times, twelve times a-day; *i. e.* a dose to be taken every hour, during the waking hours.

N.B. Spaced words (words which have a marked space between the letters, as the word *s e l a j i t*) are Eastern terms.

The Key for the abbreviations used in the Latin of the Medical part, may be seen in the *Materia Medica* of this volume, where the word is inserted in full. The quantity of the medicines to be taken at once, may therein be found under each tested article, and classed (I.) (II.) (III.) according to their rank. See Vol. II. Introduction, page iii. & iv.

Example—*Vanill. arom. ℞.*, (I.) dysentery. 12 times 36. (4 times 28. N.) Costiveness. G. N.

*i. e.* Tincture (essence) of Vanilla is a medicine of the first class, and in a case of dysentery, hourly doses, 12 times a day, in 3 days proved beneficial. (One dose taken every 8 hours, 4 times a day, during 7 consecutive days, 28 doses, did not prove beneficial.) In cases of Costiveness it sometimes proved beneficial, sometimes not.



**ABDOMINAL DISEASES, v. irregular action of the bowels.**

**ABSCESS, v. ulcers and tumours.**

**ABORTION, v. diseases of females.**

**AFFECTIONS OF THE HEART, v. diseases of the brain, &c.**

**AFFECTIONS OF THE THROAT, LIPS, MOUTH, FAUCES, UVULA & TONGUE, (v. also ulcers of these parts.)**

*Acac. cort.*, sore throat.

*Acanth. (?) Ootungun*, sore throat.

*Achyr. asp.sem.*, swelling of the throat. ♀

*Acon. ser.*, soreness of the mouth and throat. P. G. N.

*Acon. Nap.*, sore throat. Croup. Inflammation of the mouth. P.

*Ajuga Deals.*, soreness of the fauces. Inflammatory sore throat. Vesicles on the tongue, with catarrh.

*Ajuga dec.*, soreness of the mouth and throat. Pain of the tongue. P.

*Alcanna*, soreness of the mouth and nose. Dryness of the tongue by night. P.

*Allium sat.*, quinsy. Sore throat. Dryness of the throat. Dryness of the tongue at night. Soreness of the mouth and throat, with difficulty of swallowing. P.

*Aloes*, dry mouth. P.

*Alth.*, soreness of the mouth, inflammation of the throat, and difficulty of swallowing. P.

*Amarant. cr. sem.*, dryness of the mouth and throat.

*Ambra gr.*, swelling of the lips. Dry lips, with sore throat.

*Ammon. gummi*, inflammation of the mouth. P. Pricking of the tongue. P.

*Anac. occ.*, inflammation of mouth. P.

*Anac. or.*, soreness of the mouth. P. G. Dry throat. Sore throat. P.

*Angust.*, dry tongue by night.

*Ant. tart.*, sore throat and mouth. P. G.

*Araneum*, soreness of the mouth. Sore throat, partial. Dryness of the mouth by night. P.

*Arg. fulm.*, inflammation of the mouth, tongue, palate and throat. P. G. Burning in the throat. Catarrhal hoarseness. M. and N. Tongue blackish, dry with fever. (v. *Carbo. veg.*)

*Arg. nitri f.*, inflammation of the mouth. P. G. Acute inflammatory swelling of the tongue. 4 times 12.

*Armor.*, hoarseness and roughness of the voice. Soreness of the tongue. P. Dry throat, with difficulty of swallowing. P.

*Arn. mont.*, cracked and fissured lips.

*Ars.*, lips dry, blackish and cracked.  
Soreness and vesicles of the tongue.  
Dry tongue. Inflammation of the larynx. Inflammation of the throat. *r.*

*Ars. pol.*, sore throat, by ♀ *r.*

*Ars. sod.*, soreness of the mouth and sore throat. *r.*

*Arum. camp.*, dryness of the mouth and inflammation of the throat. *r.*

*Arum. Coloc.*, inflammation of the mouth. *r.*

*Asa f.*, hoarseness with hard-sounding cough. Altered voice. Sore throat. *r.*

*Asari rad.*, inflammation of the mouth. Soreness of the mouth. *r.*

*Aspar. asc.*, soreness of the mouth. *r. g.* Soreness of the throat. *r.*

*Aspar. offic. sem.*, soreness of the mouth. *r.* Dry tongue. *r.*

*Asphalt. pers.*, dryness and ulceration of the mouth and tongue. *r.*

*Aur. nitro-mur.*, ulcers of the mouth. ♀

*Balausta*, soreness of the mouth and nose. Tongue cracked and painful.

*Bar.*, sore throat. *r.*

*Basella r.*, ulcers of the fauces. *r. (g. ♀).* Sore throat. Dry lips. *r.*

*Bass. lat. fr.*, soreness of the mouth and throat. Cracked and painful tongue.

*Bebeerine*, vesicles of the tongue. *r.*

*Behen r.*, difficulty of swallowing. *r.*

*Belemn.*, soreness of mouth, tongue and throat.

*Bell. extr.*, catarrhal sore throat with disorders of the nose, salivation and cough. Dryness of the mouth. *r.*

*Berb. Lyc.*, dry tongue. *r.*

*Berthel.*, inflammation of the mouth. *r.*

*Bist.*, soreness of the mouth.

*Blum. aur. sem.*, soreness of the mouth and nose. *r.*

*Bok. arm.*, sore throat. *r.* With honey,

soreness of the mouth. *r. g.* Inflammation of the uvula.

*Bor.*, soreness of the mouth. *r. g.* Thrush. Cracking of the tongue. *r.*

*Bov.*, periodical abscess of the throat. Ulceration of the throat. Dry mouth and throat. Soreness of the mouth. *r. g. n.* Dryness of the throat and sore throat. *r.*

*Bryon.*, dryness of the tongue.

*But. fr. gummi*, sore throat. Dry throat. Cracked lips. *r.*

*Cacal. Klein.*, dryness of the mouth. *r.*

*Cact. Tor succ.*, soreness of the throat with cough.

*Calam. ar.*, enlarged glands of the neck.

*Calehr. opp.*, soreness of the tongue, fauces and throat, in ♀ *r.*

*Calotr. gig. fol.*, inflammation of the throat. *r. g.* Inflammatory swelling of the lower lip. *r.*

*Calotr. gig. succ.*, cracked tongue. *r.* Inflammatory swelling of the tongue. *r.*

*Camel. coag.*, dryness of the mouth with burning in the stomach.

*Campech. lign.*, cracked tongue with salivation.

*Cannab. Ind. Cashm. fl.*, ulcers of the mouth. ♀

*Cannab. Ind. Cashm. rad. cort.*, hoarseness. Difficulty of deglutition.

*Cannab. Ind. elect.*, soreness of the tongue *r.*, which *Gentian* removed.

*Cannab. Ind. Lah. hb.*, soreness and dryness of the throat. *r.*

*Cannab. Ind. Lah. sem.*, sore throat. Dryness of the mouth, tongue and throat.

*Canth.*, sore throat. *r. g.*

*Caps.*, burning and cracking of the lips. Scorbutic swellings of the gums. Vesicles of the mouth with burning and smarting.



- Caps. sem.*, elongation of the uvula.  
Soreness of the mouth and inflammation of the throat. P.
- Carbo. v.*, sore throat with salivation in ♀ disease. Hoarseness after quinsy. Dryness of the tongue. Soreness of the tongue. P. With *arg. fulm.* A. dryness of the tongue.
- Cardam. maj.*, soreness of the mouth and tongue.
- Cardam. min.*, soreness of the mouth, of its corners, and of the tongue. P.
- Cariss. Car. fol.*, soreness of the mouth and throat. P. G.
- Cariss. Car. fr.*, soreness of the mouth with vesicles on the tongue.
- Carniol. u.*, soreness of the tongue. P.
- Cascar.*, soreness of the mouth. P.
- Cass. Abs. sem.*, soreness of the lips and mouth. P.
- Cass. Fist.*, as a gargle in inflammation of the throat. ТОМР.
- Cass. Khurn. N.*, inflammation of the throat. Sore throat. Hoarseness.
- Cass. lign.*, soreness of the mouth. Swelling of the throat.
- Cass. lign. fol.*, cracking of the tongue. Swelling of the lips, soreness of the mouth, vesicles of the tongue and sore throat. P.
- Catechu*, hoarseness with accumulation of mucus in the throat. In elongation of the uvula. з.
- Calastr. pan.*, soreness of the lips and mouth with vesicles on the tongue. Soreness of the tongue. P.
- Caps.*, soreness of the throat.
- Cervi a. a. u.*, sore throat. P. G. Soreness of the mouth and throat with fever.
- Cotac. ol.*, dryness of the tongue by night. P.
- Chel. maj.*, diseases of the throat. Soreness of the mouth. P.
- Chen. a.*, soreness of the mouth. Dryness of the mouth and throat.
- Chin. cort.*, soreness of the mouth and throat. P. G. Inflammation of the throat. P.
- Churrus*, sore throat, ♀. Dry throat. Inflammation of the throat. P.
- Cich. hb.*, soreness of the tongue. P.
- Cich. rad.*, internal pain of the throat. Soreness of the tongue and throat.
- Cic.*, difficulty in swallowing.
- Cinn. cort.*, hoarseness in cough. P.
- Cinn. fl.*, sore thro.t. P.
- Citr. Galgala sem.*, sore throat. P.
- Cleom. pent. hb.*, ulceration of the mouth, fauces, and throat; putrid, scorbutic, and ♀.
- Cleom. pent. sem.*, inflammation of the mouth.
- Clerod. inf.*, periodical pain in the throat. м. and з. Dryness of the mouth, as also pain in the throat and hoarseness. P.
- Coccin.*, hoarseness in cough. P.
- Coccul.*, hoarseness. P. G. N.
- Coc. nuc. cort. ext. fibr.*, inflammation of the throat. P. G. Hoarseness. P.
- Colch. aut.*, soreness of the mouth.
- Coloc. pulpa*, dry mouth and throat. Inflammation of the mouth. P.
- Coloc. rad.*, pain in a part of the neck and chest. Pain of the top of the windpipe. P.
- Comp. Pokermool*, soreness of the tongue. P.
- Concha Av.*, dry throat. Swelling of the throat. P.
- Con.*, hoarseness.
- Conv. arg.*, dryness of the lips, mouth, tongue and throat, inflammation and ulcers of the same. Hoarseness, ♀. Dryness of the lips. P. G.
- Cop. bals.*, dry tongue. Periodical

- inflammation of the throat. Inflammation of the mouth. P.
- Corch. frut.*, dry throat. Tongue rough. P.
- Coriand.*, soreness of the lips and hoarseness. P.
- Cost. Ar.*, sore throat, dryness of the throat.
- Cost. n. Cashm.*, irritation in the fauces and dryness of the throat. P.
- Cotyl. lac.*, soreness of the throat. P. G. Soreness of the mouth. P.
- Creos.*, ulcers of the mouth, ♀; slight bleeding, offensive smell. Dryness of the tongue by night. Roughness, irritation and burning in the throat.
- Croc. sat.*, cracked and fissured lips. Elongation of the uvula. M. and N.
- Crot. t.*, soreness of the tongue and loss of sensation in it. P. Soreness of the throat and hoarseness. P.
- Crust. Dshingse*, dry throat.
- Cucum. acutang. P.*, soreness of the mouth and sore throat. P.
- Cucum. Mad.*, soreness of the mouth. Sore lips and burning throat. P.
- Cum. sem.*, soreness of the throat. P. (v. Diseases of children.)
- Cup. ac.*, sensation of constriction in the throat. P.
- Cup. amm.*, dryness of the mouth. Inflammation of the mouth and throat. Soreness of the mouth, tongue and throat. P.
- Cup. sulph.*, soreness of the mouth after fever.
- Curc. longa*, inflammation of the mouth and throat, also hoarseness. P. G. Dryness of the mouth and throat.
- Cusc.*, inflammation and soreness of the mouth. P.
- Cusc. sem.*, pain of the throat. P. Inflammation of the throat. ТОНЪ.
- Cyc. rev. sem.*, soreness of the throat. P. G. Dry mouth.
- Cyp. long.*, sore mouth.
- Dactyl. nucl.*, dry throat, with fever.
- Datic. Cann. rad. cort.*, dryness of the tongue. M. and N.—4 times. Inflammation of the throat in ♀ P. Soreness of lips, mouth and tongue. P.
- Datic. Cann. sem.*, dryness of the mouth, with a bitter taste in the morning.
- Dat. Stram. fl.*, sore throat, with difficulty of deglutition. P.
- Deals. root for fever*, soreness of the lips and mouth. P.
- Deals. root for sersum*, sore throat. Dryness of the throat.
- Deals. root for torkee*, thirst with dryness of the tongue.
- Delph. paucifl.*, soreness of the mouth and inflammation of the throat. P.
- Diorit.*, soreness of the mouth. P. G. Inflammation of the throat. P. G.
- Diosc. sat.*, burning in the throat. P.
- Dshendaloo*, sore throat.
- Dulc.*, inflammation of the mouth. Hoarseness. Dry tongue. Elongation of the uvula.
- Eben.*, burning in the throat. P.
- Eleagn. ang.*, cracking of the tongue.
- Embel. Rib.*, sore throat. P.
- Embryopt. gl. fr.* soreness of mouth. P. G.
- Euph. Agr.* (aff. spec.) swelling of the lips. Soreness of the lips, mouth and throat. Hoarseness. Burning in the throat. Dryness of the tongue, with internal burning.
- Euph. epith.*, cracked tongue ♀. Ulceration of the fauces and of the throat. ♀
- Euph. long.*, soreness of the mouth and hoarseness. Soreness of the mouth and tongue. P.
- Euph. ten.*, soreness of the mouth. P.

- Euph. thym.*, dry throat.
- Euphras.*, dry mouth.
- Fici Car. sem.*, soreness of tongue. ♀.
- Fic. Ind. fol.*, sore throat with discharge of blood. Inflammation of the throat. ♀.
- Foenic. rad.*, sore throat with difficulty of swallowing. Dryness of lips. ♀.
- Frit. cirrh.*, soreness of the mouth.
- Fuligo*, soreness of the mouth. ♀.
- Gagerming*, dryness of the nose, mouth, tongue and throat by night.
- Galena*, soreness of the corners of the mouth, and sore throat. ♀.
- Galla Turc.*, inflammation of the mouth.
- Gard. dum.*, soreness of the lips and mouth. Contraction of the throat.
- Gent. rad.*, soreness of the tongue. (v. Cann.) Hoarseness with cough. ♀.
- Geran. prat.*, soreness of the corners of the mouth. ♀. a. Sore throat. Vesicles in the mouth. ♀.
- Geum el.*, soreness of the mouth and throat. Catarrhal dryness of the throat with cough. Sore throat. a.
- Glin. dist.*, sore throat.
- Gmel. as.*, hoarseness, ♀. Soreness of the mouth. ♀.
- Goss. sem.*, inflammation of the mouth. ♀.
- Gourbooti*, ulcers of the throat  
♂ ♀. Ulcers of the corners of the mouth in ♀ ♀.
- Graph.*, soreness of the mouth. ♀. a.
- Grat.*, inflammation of the mouth and tongue, and soreness of the same. Phlegm in the throat. Pricking in the tongue. ♀.
- Guaj. gummi*, inflammation of the mouth. ♀.
- Gvil. Bond.*, ulcers of the fauces, ♀. Lips, mouth, fauces, tongue and throat dry and sore. ♀.
- Harm. Rut. fl.*, hoarseness and sore throat. ♀.
- Harm. Rut. lb.*, inflammation of the throat in cough. ♀.
- Harootootia*, dryness of the tongue by night. ♀.
- Helict. is.*, soreness of the fauces. ♀.
- Hemid. Ind.*, soreness of the mouth. ♀.
- Hibisc. Tr. fl.*, soreness of the lips.
- Hollow. pill. sol.*, cracking of the tongue. Vesicles on the tongue. Sore throat.
- Hoya vir.*, soreness of the nose, lips, mouth and fauces. Soreness of the throat. ♀.
- Hyosc. n.*, difficulty of swallowing. Wry neck. n.
- Hyosc. sem.*, soreness of the tongue, and of the soft palate. ♀.
- Hyssop.*, soreness of the mouth and tongue, with salivation.
- Ichtyoc.*, sore throat. Dryness of the nose, mouth and tongue. ♀.
- Indig.*, inflammatory swelling of the throat. Sore throat and swelling of the throat with difficulty of deglutition. ♀.
- Iod.*, external swelling of the throat. Thickening of the neck. Inflammation of the mouth. Dryness and redness of the tongue. ♀.
- Ipec.*, soreness of the fauces. ♀.
- Ipom. caerule.*, soreness of the throat. ♀.
- Ipom. cusp.*, inflammation of the mouth. Bleeding from the mouth and burning in the throat. ♀.
- Ipom. dasysp.*, sore throat with fever.
- Jal. mir. rad.*, cracking of the tongue. ♀.
- Jal. mir. sem.*, soreness of the fauces. Inflammation of the throat, and hoarseness. ♀.
- Jasp. n.*, ulcers of the mouth and throat. ♀. a. ♀.

- Jugl. nuc. cort.*, inflammation of the throat and hoarseness. P.
- Jugl. nuc. put. succ. inesp.*, cracking and heat of the tongue.
- Junip. bacc.*, dryness of the mouth. Sore throat. P.
- Just. Nas. fl.*, sore throat. P.
- Kalidkan d.*, painful soreness of the fauces.
- Kali hydroc.*, ulcers of the throat, ♂ ♀. 8 times 2t. Hoarseness. P.
- Kali sulph.*, inflammation of the throat. Croup. Hoarseness. Irritation in the larynx.
- Kunkolmirj*, soreness of tongue.
- Lacca is gr.*, ulceration of the lips, ♀. Vesicles on the tip of the tongue. Dryness of the mouth. Inflammation of the mouth, and prickings in the tongue. P.
- Lact. sem.*, hoarseness. P.
- Lactucar.*, dry throat. P.
- Lamin. sacch.*, soreness of the corners of the mouth. P. G., with affection of the gums.
- Laur. nob. bacc.*, soreness of the throat. P.
- Lent. sat.*, as a gargle in inflammations of the throat. ТОНР.
- Leon. Roysl.*, pain in the tongue.
- Lepid. sat. hb.*, burning in the mouth and throat. P.
- Lepid. sat. rad.*, soreness of the fauces. P. G. Sore throat. P.
- Lepid. sat. sem.*, soreness of mouth. P.
- Lep. sango.*, dry throat. P.
- Leu. ceph.*, dry mouth. Soreness of the mouth, and sore throat. P.
- Lich. od.*, soreness of the throat. P. G.
- Lim. Laur.*, soreness of the tip of the tongue. P.
- Lini sem.*, soreness of the mouth and throat. With honey in inflammation of the throat.
- Liquir. rad.*, thrush. Hoarseness. Inflammation of the throat.
- Lithanthr.*, soreness of the mouth, tongue, palate and fauces. P. G. 4 times 12. Dryness and roughness of the tongue by night. Quinsy with external swelling of throat. P. G. A dose every hour, or every half or quarter of an hour.
- Lupin. a.*, sore throat. P.
- Lup. Hum.*, soreness of the tongue.
- Lyc. hb.*, ulcers of the mouth, ♀. Sore throat. Hoarseness. P.
- Lyc. hb. III.*, soreness of the mouth.
- Mac.*, cracking of the tongue.
- Magn. carb.*, eruptions of the mouth. Dryness of the mouth. Inflammation of the throat. Inflammation of the mouth. P.
- Magn. mur.*, soreness of the mouth. P.
- Major.*, in ♀, hoarseness. P.
- Malva mont.*, sore throat with cough.
- Malvac. To dre e.*, dryness, inflammation and soreness of the throat. Soreness of the mouth. P. G. N. Hoarseness. P.
- Mamsera Cashm.*, pains in the side of the neck. P.
- Mang. carb.*, inflammation of the throat. P.
- Manna Teeghul*, dryness of the throat with cough. Cracked and red tongue. P.
- Marrub a. III.*, inflammation of the throat. P. G. Catarrhal hoarseness with cough. Soreness of the mouth. P.
- Mast.*, soreness of the mouth. P.
- Mecc. bals.*, sore throat. Dryness of the throat.
- Melandr. tr.*, v. Palsy of the organ of speech.
- Melise Azed. fol.*, dryness of the mouth. P.

- Melias semp. sem.*, ulceration of the mouth. ♀.
- Melil. sem.*, soreness of the tongue. Burning in the throat. Hoarseness. Soreness of the mouth. ♀.
- Melong. sem.*, soreness of the fauces. Inflammation of the throat. ♀.
- Menisp. gl.*, dry tongue.
- Menisp. gl. faec.*, soreness of the mouth and throat. ♀.
- Menth. pip.*, **II**, dry mouth. Inflammations of the mouth and lips, as also soreness of the palate and dryness of the throat. ♀.
- Merc. fulm.*, dry mouth.
- Merc. v.*, soreness of the mouth, fauces and throat. ♀. G. Inflammation of the throat with salivation.
- Methon. glor.*, burning and constriction in the throat. Vesicles of the tongue, and also dryness of the throat by night. ♀.
- Mimosa abst.*, soreness of the mouth. Dryness of the tongue. Soreness on the tip of the tongue. ♀.
- Mim. Pud. sem.*, soreness of the mouth. Sore throat and hoarseness. ♀. G. Dry mouth.
- Moring. Soh. gummi*, soreness of the lips and sore throat. ♀.
- Mor. Soh. rad.*, soreness of the mouth and throat with or without difficulty of swallowing.
- Mor. Soh. sem.*, sore throat. Hoarseness.
- Mori. a. fr.*, soreness and dryness of the throat with difficulty of swallowing; a feeling of pain extending from the throat to the stomach. Pain in the lower part of the throat. ♀.
- Mosch. nux.*, cracked lips. Dry throat.
- Moschus*, croup. ♀.
- Mulg. rap. fol.*, soreness of mouth and throat. ♀. G. N.
- Mulg. rap. rad. cort.*, vesicles in the mouth and soreness of the tongue. ♀.
- Myrica sap.*, inflammation and soreness of the mouth. ♀.
- Myrob. Beller.*, soreness of tongue. ♀.
- Myrob. n.*, bleeding of the mouth. Soreness of the mouth and the corners of the mouth. ♀.
- Myrt. bacc.*, inflammation of the throat. 12 times. Dry throat. Pain in the throat and chest, with discharge of blood. ♀.
- Nardost.*, soreness of the lips. Dryness of the mouth. Inflammation of the mouth, tongue and throat. Soreness of the fauces. ♀.
- Natr. mur.*, cracking of the upper lip.
- Nelumb. spec. fl.*, cracking of the lips and tongue. Hoarseness ♀. Dryness of the mouth and throat. Pain of the tongue and throat.
- Nepet. salv. hb.*, whispering voice. ♀.
- Nep. salv. rad.*, dry throat. ♀.
- Nerium antidys.*, soreness of the mouth and burning in the throat. ♀.
- Ner. Odor. rad.*, dryness of the throat by night.
- Nigell. sat. sem.*, sore mouth. Dryness of the throat, with constriction and difficulty of swallowing.
- Nitric. ac.*, ulcers of the mouth, ♀. Offensive smell of the mouth. Sore throat. ♀.
- Numul. Shudnuj*, soreness of the lips and throat. Dry mouth. Soreness of the corners of the mouth, and dryness of the throat. ♀.
- Nycter.*, quinsy. ♀.
- Nymph. a. fl.*, dryness of the mouth and throat.
- Nymph. a. sem.*, ulcers of mouth, ♀. G.

- Ocim. a.*, inflammation of the throat.  
Hoarseness. *r.*
- Ocim. Basil. Cashm.*, ulcers of the mouth, in ♀. *r.*
- Ocim. sanct. rad.*, eruptions of the corners of the mouth. Burning of the throat. Dryness of the tongue, with salivation by night, as also sore throat. *r.*
- Olíb. Ind.*, difficulty of swallowing, with enlarged cervical glands, and with a sensation of some foreign body in the throat.
- Onoem. macr. fl.*, dryness of the mouth. (*v.* diseases of children, and those of females.)
- Onoem. macr. rad.*, soreness of the throat.
- Op. mur. ac.*, soreness of the lips and mouth. Dry tongue. *r.*
- Op. nítr. ac.*, with magnesia. Sore throat.
- Op. pur.*, dry mouth. Swelling of the glands of the neck, with difficulty of deglutition. *r.*
- Op. eníph. sod.*, vesicles of the tongue. *r.*
- Opop.*, burning in the throat and hoarseness; expectn. of mucus. *r.*
- Orig. Heracl. (aff. spec.)* sore throat. *r.*
- Ozal. ac.*, dryness and soreness of the mouth. Thrush. Inflammation of the throat. Sore throat. *r.*
- Ozal. corn.*, soreness of the corners of the mouth and tongue. Ulcers of the throat. ♀.
- Pastinaca Scacul.*, swelling of the lower lip. Inflammation of the throat, with difficulty of swallowing. *r.*
- Persic. nucl.*, soreness and sensation of heat on the tongue. Dried peaches pounded with the kernels and roasted in butter (as an external application) remove disorders of the throat, as inflammations, &c. *r.*  
(An Afghan medicine.)
- Phall. escul.*, tongue cracked and dryness of the throat. *r.*
- Phas. acon.*, dry throat. *r.*
- Phas. radiat.*, soreness of the throat. *r.*
- Phell. aqu. sem.*, inflammation of the windpipe. *r.*
- Phosph.*, croup and other inflammations of the throat. *r.* With honey in hoarseness with accumulation of phlegm.
- Phoop. sod.*, inflammation of the throat. *r.*
- Phys. Aikshengi*, dry throat. *r.*
- Phys. flex. sem.*, inflammation of the mouth. *r. g.* Soreness of the mouth and fauces with low voice. *r.*
- Picrorrh. kurrooa*, sore throat. Dryness of the throat.
- Pimberi gummi*, hoarseness. *r.*
- Pip. a.*, dry throat. *r.*
- Pip. long. Tshivok*, soreness of the mouth. *r. g.* Dryness of the throat with cough. Catarrh. Dryness of the lips.
- Piscin.*, burning, dryness and soreness of the throat.
- Pis. sat.*, ulcers of the mouth and throat, ♀. Dry throat.
- Plant. maj.*, heat of the lips, mouth and tongue. Inflammation of the mouth. ♀.
- Plat.*, elongation of the uvula.
- Plectr. ar.*, soreness of the mouth. *g. n.* Inflammation of the mouth. *n. & z.* Dry throat. *r.*
- Plumbag. Zeyl. rad.*, inflammation of the throat with expectoration of blood. Sore mouth and hoarseness. *r.*
- Plumb. met.*, soreness of the mouth.

Sore throat with difficulty of swallowing and loss of speech, which had lasted for six months. *M.* and *E.* 30.

*Pæonia corall.*, sore mouth. Sore throat.

*Polan.*, swelling of the throat.

*Polyanth. tub. sem.*, difficulty in swallowing and dryness of the throat. *r.*

*Polyg. macr.*, vesicles of the tongue. *r.*

*Polyp. Sekour*, inflammation of the throat. *P. G.*

*Prunella v.*, cracked tongue, *r.*

*Prun. sylv.* *Æ.*, swellings of the lips.

*Peyll. sem.*, inflammation of the throat. *P. G.* Elongation of the uvula.

*Pyrolitr.*, soreness of the mouth, sore throat and elongation of the uvula. *r.*

*Quass.* *Æ.*, soreness of the mouth. Inflammation of the throat. 12 times. Soreness of the fauces. *r.*

*Ran. lan. fl.*, ulceration of mouth. *♀.*

*Ran. lan. fol.*, soreness of the mouth. Dry throat.

*Ran. lan. rad.*, vesicles of the mouth.

*Raph. sat. sem.*, inflammation of the mouth. Indigestion from radishes: hoarseness and sore throat, with difficulty of swallowing. *r.*

*Rhat.*, inflammation of the mouth and throat, as also hoarseness and dryness of the throat. *r.*

*Rheum Austr.*, soreness of the mouth. *r.*

*Rheum Reewend-Tshini*, scorbutic swelling of the gums.

*Rhod.*, itching in the fauces.

*Rhus Tox.*, stiffness of the throat and neck.

*Ricini fol.*, soreness of mouth and throat. *P. G.* Sore throat.

*Rotll. t.*, swelling of the throat, and dryness and soreness, with difficulty of swallowing. *r.*

VOL. II.

*Rub. Munj.*, dryness and soreness of the mouth. *r.*

*Rukut.*, vesicles of the tongue. Sore throat with cough.

*Rumex Acet.*, burning of the throat. *r.*

*Sabad.* *Æ.*, sore throat with roughness and itching in the throat. Dry throat in *♀.* *r.*

*Sacch.* (*v.* Diseases of children.)

*Sahansesbed*, soreness of the fauces. *r.*

*Salic. aegypt. fol.*, inflammation of the fauces, *♀.* Dryness of the throat in *♀.* *r.*

*Salv. off.*, soreness of the mouth. *P. G.* Thrush.

*Samb. n.*, inflammation of throat. *r.*

*Sandar.*, soreness of the throat. *r.*

*Santal. a.*, soreness of the mouth. *P. G.*

*Santon. sem.* *Æ.*, inflammation of the larynx. *P. G.*

*Sapind. em.*, soreness of the mouth. *r.*

*Sarsap.*, vesicles on the tongue.

*Sarsap. extr. Hulso's*, soreness of the mouth. *P. G.*

*Saxifraga Peshant*, soreness of the lips. *r.*

*Scamm.*, hoarseness. *r.*

*Scorp.*, rheumatic pains of the muscles of the throat; soreness of the corners of the mouth. *r.*

*Sebest. fr. immat.*, smarting in the throat. *r.*

*Sel.*, soreness of the mouth and throat, with difficulty of swallowing, even in *♀.* *P. G.* Cracking of the upper lip. Spasm of the neck. Inflammation of the throat. Hoarseness. *r.*

*Senec. Jacquem.*, swelling of the lips.

*Senega*, acute vesicles at the corners of the mouth. Inflammation of the mouth. Sore throat. Accumulation of viscid mucus in the throat.

C

- Sep. ossa*, dryness of the mouth and tongue. Hoarseness, with expectoration of blood.
- Sep. succ.*, hoarseness, ♀. Chronic disease of the larynx. Predisposition to inflammation of the throat.
- Serp. exuv.*, soreness of the mouth with and without sore throat, and dryness of the same. P. G. Accumulation of viscid mucus in the throat. Opening an abscess of the palate. Inflammation and soreness of the tongue. P. *Ol. ℞*, inflammation and swelling of the throat, with difficulty of swallowing.
- A. *Coloc.*, burning in the throat. P.
- A. *Sarsap.*, hoarseness after small-pox.
- Sid. sem.*, pain of the throat with fever. Inflammation of the throat. P.
- Silic.*, swellings of the lips. P. G. Hoarseness. (v. Diseases of children.)
- Sisymb. Irio*, dry throat. Soreness of the throat. P.
- Small.*, soreness of the throat. P.
- Smil. China*, scorbutic swelling of the gums, ♀. Soreness of the mouth and inflammation of the throat. P. The powder of it (produced by the attacks of worms), soreness of the tongue. P.
- Sod. sal.*, soreness of the throat. P. G.
- Sol. Jacqu. fr.*, dryness of the mouth. Roughness of the throat and voice. P.
- Sol. Jacqu. rad.*, soreness of the throat. Burning in the throat.
- Sphaeranth. Ind.*, inflammation of the mouth, as also dryness of the mouth and tongue. P.
- Spig. anth.*, sore throat.
- Spong. mar. u.*, inflammation of the trachea. Sore throat. Dry throat with difficulty of swallowing, and fever.
- Stann.*, roughness of the throat.
- Staph.*, inflammation of the throat and hoarseness. P. G. Soreness of the mouth. Soreness of lips, fauces and throat. P. Above one drachm proves fatal by inflammation of the throat. *ТОНЪ*.
- Stinc. mar.*, dryness of the tongue and throat, with bitter taste in the mouth.
- Stoach. Arab.*, difficulty of swallowing with inflammation of the lungs. Partial pain of the neck. P.
- Stront. n.*, soreness of the mouth.
- Strychnine*, pain in the mouth. P.
- Strych. f. St. Ign.*, ulcers in the mouth, ♀. Inflammation of the mouth and sore palate. P.
- Strych. n. vom.*, dry mouth. Pricking in the throat. Soreness of the mouth. P.
- Strych. pot.*, soreness of the throat with cough.
- Sulph. ac.*, inflammation of the mouth.
- Suert. pet.*, dryness of the throat. P.
- Talc.*, hoarseness. P.
- Tamarind. serum*, dry tongue. P.
- Tarant.*, dryness of the mouth.
- Tarax. hb.*, soreness of the mouth and throat. P.
- Tarax. rad.*, burning in the throat. Sore throat. Red and cracked tongue. P.
- Teredinths sem.*, soreness of the tongue.
- Thuja occ.*, *℞*, vesicles and thrush in the mouth. Inflammation of the mouth and glands of the neck. Hoarseness in ♀ P.
- Tigr.*, dryness of the mouth and hoarseness. P.
- Torment.*, soreness of the mouth and tongue. Dry mouth. P.
- Trapa bisp.*, dryness of the mouth and inflammation of the throat. P.



*Trianth. pent. n. hb.*, soreness of the mouth. Vesicles on the tongue. P.  
*Trianth. pent. n. rad.*, soreness of the throat. P.  
*Trib. terr.*, soreness of the mouth. P. G.  
 Inflammation of the throat.  
*Tuber cib.*, burning in the throat.  
*Turp.*, hoarseness. P. *Turp. inter. a.*, pain in the throat, ♀.  
*Ultram.*, inflammation of the mouth and hoarseness. P.  
*Umb. Butaseri*, dryness of throat. P.  
*Urt. dioic. fl.*, soreness of the mouth.  
*Urt. dioic. rad. cort.*, soreness of the lips and mouth.  
*Vanill. R.*, dryness of the lips. Swelling of the Whartonian duct. Dryness of the mouth. P.  
*Veratr. a.*, heat of the tongue with fever, without thirst.  
*Verbasci. Cashm. rad.*, soreness of the throat. P. G. Burning of the throat. Sore throat. P.  
*Verben. Lah. hb.*, pricking, extending from the side of the neck to the ear. P.  
*Verben. Lah. sem.*, cracking of the mouth, tongue and throat, roughness, dryness and soreness. P. Also in ♀.  
*Vesp. fav.*, ulcers of throat in ♀. P. G.  
*Vinc. min. fol.*, soreness of mouth and throat. P.  
*Viola rep.*, catarrhal roughness in the throat and chest.  
*Viola tr.*, dryness of the throat. P.  
*Vit. Neg. fol.*, inflammation of the mouth, with salivation. Pain of the side of the neck. Sore throat and constriction of the throat. P.  
*Vit. Neg. sem.*, inflammation of the mouth. P. G. Vesicles of the mouth. Inflammation of the throat, and hoarseness. P.  
*Xanthox. arom. cort.*, soreness of the mouth. P.

*Xanthox. arom. sem.*, ulceration of the fauces. Hoarseness. P.  
*Zed. Zer.*, soreness of the throat. P.  
*Zinc.*, soreness of the mouth.  
*Zinci iod. amygd.*, difficulty of swallowing, with swelling of the glands.  
*Zinci sulph.*, sore throat. P.  
*Zingib.*, with fennel seed, in sore throat, with catarrhal cough.  
*Zys. Jujub.*, dryness of the throat. P.  
*Zyt. Jujub. gummi*, soreness of the lips. Soreness of the mouth. P.  
*Zys. vulg.*, soreness of the throat and fauces. P. G. 4 times 12.

AGUE, v. Fever—intermittent.  
 ANUS, DISEASES OF, v. Hæmorrhoids.  
 ANXIETY, v. Brain, disorders of, &c.  
 APHTHÆ, v. Affections of the fauces, throat, &c.  
 APOPLEXY, v. Brain, disorders of, &c.  
 APPARENT DEATH, v. Brain, disorders of, &c.  
 APPETITE—DEPRAVED, AND ITS CONSEQUENCES, v. Cachexy.  
 APPETITE, LOSS OF, v. Stomach, diseases of, &c.  
 ARSENICAL DISEASE, v. Poisoning.  
 ASTHMA & DYSPŒA, WITH OR WITHOUT COUGH, EXPECTORATION, ACCUMULATION OF MUCUS, ETC.

*Abr. prec.*, expectorat. of mucus. G. N.  
*Acac. succ.*, expectoration. P.  
*Acanthac. Ootungun*, mucous, purulent and fetid expectoration.  
*Achyr. asp. sem.*, accumulation of mucus in the lungs, with pain in the joints.  
*Acon. Nap.*, difficult respiration, with fetid breath and fever.  
*Ajuga Dsaia*, expectoration of blood and mucus.

- Alcanna*, catarrhal expectoration of mucus. P. G. N.
- Allh. fl.*, purulent expectoration.
- Aloes succotr.*, diseases of the mucous membrane in general. R.
- Anac. or.*, diseases of the mucous membrane. P. G.
- Angel. sem.*, periodical asthma with cough.
- Anis. stell.*, softening viscid mucus.
- Ant. tart.*, promoting expectoration.
- Araucum*, bloody and purulent expectoration.
- Argem. Mex. hb.*, shortness of breath with cough. M. and E. 60.
- Argem. Mex. sem.*, acute dyspnoea, with cough and fever.
- Arg. fulm.*, accumulations of mucus in the throat and chest, with rhonchus (rattling). Cough, and bloody mucous expectoration. G. N.
- Arg. nitr. fus.*, expectoration of mucus. G. N.
- Arnica*, Tl., accumulation of mucus on the chest, with rhonchus. Expectoration of mucus. G. N.
- Ars. v. Lactucar.*
- As. pol.*, cough with expectoration.
- Asa f.*, purulent and fetid expectoration.
- Asari rad.*, accumulation of viscid mucus in the throat. R. Expectoration of mucus. G. N.
- Asparag. asc.*, cough. P. G.
- Aterni*, asthma.
- Auripigm.*, pains of the chest, with rhonchus. Expectoration of mucus. G. N.
- Baryta acet.*, purulent expectoration.
- Baryta carb.*, asthma with dry cough.
- Basella r.*, inflammatory, spasmodic, moist and dry asthma and cough. P. G. N.
- Berb. Lyc. Retz*, cough. G. N.
- Berth.*, catarrhal cough with fever.
- Bhum. aur. sem.*, facilitating the expectoration of mucus.
- Bol. Arm.*, expectoration of mucus.
- But. frond. fl.*, dry cough.
- But. frond. gummi*, expectoration of mucus. P.
- Cacal. Klein.*, expectorat. of mucus. P.
- Calotr. gig.*, purulent expectoration.
- Capill. Ven.*, cough. P. G. N.
- Caps. sem.*, cough. P. G. N.
- Casc.*, accumulations of mucus in the throat. P. G.
- Caust.*, asthma with chronic cough.
- Celastr. pan.*, expectorat. of mucus. G.
- Cepa*, asthma.
- Cetac. ol.*, rhonchus with cough and fever. Asthma with dry cough and fever.
- Chel. maj.*, expectoration of mucus.
- Chen. a. hb.*, expectoration of mucus. G. N.
- Chen. a. sem.*, expectoration of mucus with rhonchus. G.
- Cherayta*, asthma with cough. P.
- Chin. sulph.*, dry cough. P. G. N.
- Churrus*, expectorat. of mucus. P. G. Accumulations of mucus in the lungs.
- Cicuta*, asthma.
- Cinnab.* It is a common practice in the east to boil a piece of cinnabar in linseed oil, until a small piece, broken from it and put on a red hot coal, produces no smoke, when it is ready for use. Indian physicians administer it with butter in asthmatic disorders.
- Citri Galgala sem.*, asthma, with expectoration of mucus and rhonchus.
- Cleom. pent. sem.*, diseases of the mucous membrane in general.
- Coccin.*, asthma. Expectorat. of mucus.
- Coccul.*, cough. P. G. N. good with fever. Influenza.

- Colch. ust.*, expectorat. of mucus. G. N.  
*Coloc. puppa*, acute cough with pain in the chest. Influenza.  
*Coloc. rad.*, expectoration of mucus. G. N.  
*Cop. bals.*, expectoration of mucus. F. G.  
 Expectoration of blood. Cough with hoarseness. M. and E. Cough with asthma. G. N.  
*Crat. Marm.*, diseases of the mucous membrane. E.  
*Croc. sat.*, diseases of the mucous membrane. E.  
*Cucum. acutang. P.*, expector. of mucus.  
*Cumini sem.*, asthma.  
*Cupr. amm. v. Pip. z.*  
*Cupr. carb.*, rhonchus.  
*Cupr. sulph.*, hooping-cough.  
*Daron.*, expectoration of mucus. G. N.  
*Datic. Cann. sem.*, asthma. Expectoration of mucus.  
*Dat. Stram. fl.*, cough with fever. Expectoration of mucus.  
*Dat. Stram. fol.*, periodical spasmodic asthma. One drachm of the leaves, smoked like tobacco, will afford immediate relief at the beginning of a paroxysm. (*Bengal Dispensatory.*)  
*Dat. Stram. mart.*, asthma.  
*Dat. Stram. sem.*, boiled with vinegar and honey to the consistency of a syrup, and strained; in my earlier practice proved sometimes beneficial in disorders of the lungs.  
*Deals. Root for fistula*, mucous catarrh.  
*Deals. Haroonotootia*, (spec.) cough. G.  
*Delph. Ghafes fl.*, expectoration of mucus.  
*Dioec. sat.*, expectoration of mucus.  
*Dulc.*, expectoration of mucus.  
*Eleagn. ang.*, asthma. F. G. N.  
*Eryng. syrup.*, asthma and diseases of mucous membrane in general. E.  
*Eug. Iambol. cort. succ. H.*, hoarseness. F.  
*Eug. Iambol. sem.*, mucous catarrh with rhonchus.  
*Euph. Agrar.* (aff. spec.), cough. F. G. N.  
*Euph. long.*, asthma.  
*Euph. ten.*, asthma and cough. M. and E.  
*Euph. thym.*, bloody and catarrhal expectoration. M. and E.  
*Euphr.*, mucous catarrh.  
*Evolv.*, periodical cough. 4 times 12.  
*Ferri sub-carb.*, hooping-cough; after an emetic previously given. E. (Iron filings put in a little bag, and fastened round the neck, is a Hindoo remedy against noisy respiration and snoring during sleep.)  
*Fici Car. sem.*, expectoration of mucus.  
*Gard. dum.*, cough. F. G. N.  
*Geran. mod.*, cough. G. N.  
*Glinus dict.*, asthma. F.  
*Gratiola*, accumulation of viscid mucus in the throat. E.  
*Grew. As. fr. H.*, cough. F. G. Purulent and fetid expectoration.  
*Gwil. Bond.*, rhonchus. Mucous catarrh and cough. G. N.  
*Gund. Zulm sem.*, accumulations of mucus.  
*Heracl. div.*, asthma, mucous catarrh.  
*Hib. Trion.*, bloody, purulent and mucous expectoration.  
*Hollow. pill. sol.*, mucous catarrh.  
*Hydrocyan. ac.*, hooping cough. E.  
*Hyosc. n. fol.*, accumulations of mucus in the throat, with hoarseness. E.  
*Hyssop.*, mucous catarrh. G. N.  
*Indig.*, acute asthma.  
*Ipecac. v. Zinc.*  
*Jasmin. flor.*, diseases of the mucous membrane. ТОНФ.  
*Kali ferrocyan.*, diseases of the mucous membrane. Recent cough. G. N.  
*Kali iod.*, cough.  
*Kali sals.*, cough with vomiting. 4 times 12.

- Kali sulph.*, mucous and purulent cough. G. N.
- Kino gummii*, asthma.
- Lactucar.* with *Ars.*, asthma.
- Lact. vir. extr.*, v. Zinc.
- Lam. sacch.*, expectoration of mucus. (chronic).
- Led. pal.*, bloody and mucous cough.
- Lep. sat. hb.*, asthma and cough. Expectoration of mucus. M. and N. P. G.
- Lep. sat. sem.*, dry and catarrhal cough. P. G. N.
- Lepor.*, cough. G. N. The Mahomedan physicians give the blood of the hare in asthma, and keep it for that purpose dried in cotton; when about to administer it they dissolve it in water, so as to form a draught. In small doses it proved of no use in asthma.
- Leucas ceph.*, expectoration of mucus.
- Lini sem.*, expectoration of mucus. G. N.
- Lupul. Hum.*, cough with expectoration of blood and mucus. Hop-leaves smoked as tobacco in asth. N.
- Lup. Hum. sem.*, cough. G. N.
- Lycop. hb.*, cough. P. G. Cough, with bloody, mucous and purulent expectoration.
- Magnes. carb.*, asthma, cough. P. G. N.
- Major.*, expectoration of mucus. G. N.
- Malv. Karmekra*, expectoration early in the morning.
- Mamira Cashm.*, expectoration of mucus.
- Manna Teegul*, expectoration of mucus. G. N.
- Marant. faec.*, expectoration of mucus with rhonchus. P.
- Marrub. alb.*, mucous and purulent expectoration.
- Mastic.*, expectoration of mucus.
- Melandr. tr.*, asthma.
- Melise Azed. fol.*, cough. G. N.
- Mellae semp. sem.*, mucous catarrh.
- Melong. sem.*, acting on the mucous membrane of the throat and of the intestines. Hoarseness and diarrhoea. P.
- Merisip. glabr. faec.*, cough. P. G. N.
- Merc. subl. corr. Ind.*, accumulation of mucus, and rhonchus. P.
- Methon. glor.*, facilitating expectoration.
- Millefol.*, asthma.
- Mimos. Pud. sem.*, asthma with vibration of the stomach.
- Moring. Soh. gummii*, expector. of mucus.
- Moring. Soh. sem.*, accumulations of mucus, with rhonchus.
- Mosch. nux.*, cough. P. G. N.
- Mutella Antig.*, asthma and expectoration of mucus.
- Myrob. Bell.*, asthma with dry cough. Expectoration of mucus. G. N.
- Myrob. Embi.*, facilitating expectoration. Dry and catarrhal cough with fever.
- Myrob. n.*, expectoration of mucus. G. N.
- Myrt. bacc.*, asthma and cough, chronic, dry, and moist.
- Nardost.*, cough with or without expectoration. G. N.
- Nelumb. spec. fl.*, mucous catarrh.
- Nepet. salo. rad.*, asthma.
- Nerium ant.*, cough. P. G. N. Promoting expectoration of mucus. 4 times 28. G.
- Ner. Od. rad.*, asthma with and without catarrh.
- Nigella sat.*, mucous catarrh. G. N.
- Numul. Shudnuj.*, expectoration of mucus. P. Dry cough. M. and N.
- Nycter.*, expectoration of mucus. Asthma with cough. G. N.
- Ocim. a.*, mucous catarrh. Rhonchus with expectoration of mucus. G. N.
- Ocim. sanct. rad.*, asthma with expectoration of mucus. Cough. P. G. N.

- Olib. Ind.*, periodical asthma. Expectoration of mucus. G. N.
- Onosma macroc. fl.*, expectoration of mucus with salivation.
- Op. pur.*, asthma. Rhonchus. Expectoration of mucus. P.
- Op. sulph. ac.*, cough. P. G. N.
- Opop.*, cough. G. N.
- Oryza r.*, rhonchus. Cough. G. N.
- Oxal. ac.*, expectoration of mucus.
- Oxal. amm.*, bloody and mucous cough.
- Papav. a. sem.*, catarrhal cough.
- Papav. rh.*, expectoration of mucus.
- Pastinaca Secacul*, expectoration of mucus. G. N.
- Pavia*, expectoration of mucus.
- Peric. nucl.*, hooping-cough. Accumulation of mucus in the chest.
- Petrol.*, accumulations of viscid mucus in the throat.
- Phellandr. aquat. sem.*, asthma. N.
- Phosph.*, rhonchus. Cough, chronic and dry, with hoarseness.
- Phosph. mel.*, accumulation of mucus in the lungs, with hoarseness.
- Picrorrh. Kurrooa*, dry cough. P. G. N.
- Piper long.*, catarrhal expectoration of mucus. P. G.
- Pip. n. with cup. amm.*, mucous expectoration.
- Platina*, asthma.
- Plectr. ar.*, expectoration of mucus. Catarrh.
- Pecten corall.*, accumulation of mucus. Expectoration of mucus.
- Polyg. linif.*, cough with accumulation of mucus in the lungs.
- Polyg. macroph.*, expectorations. P. G.
- Polypod.*, cough. P. Expectoration of mucus.
- Polyp. Sekour*, asthma.
- Portul. Oler. sem.*, purulent and mucous expectorations.
- Pulsat.*, asthma.
- Pyrethr.*, accumulation of mucus. Rhonchus.
- Ran. bulb.*, cough, with and without pain in the chest. G. N. Accumulation of viscid mucus.
- Ran. lan. fol.*, expectoration of a yellow colour.
- Ranunc. lan. rad.*, spasmodic asthma.
- Ran. scell.*, cough. G. N.
- Rapæ Brass. rad.*, diseases of the mucous membrane.
- Raphani sat. sem.*, expectorat. of mucus.
- Rorismar. T.*, asthma.
- Rottlera t.*, cough. G. N.
- Ruku t.*, expectoration of mucus.
- Sabina*, expectoration of mucus.
- Sagap.*, expectoration of mucus.
- Sahansbed*, dyspnœa with sneezing when walking. N. and N. 60.
- Salep*, accumulation of mucus after a serpent's bite.
- Sapind. em.*, asthma. Cough. G. N.
- Sapindi ligni cort.*, asthma with expectoration of mucus.
- Sarcoc.*, facilitating expectoration.
- Sarsap.*, spasmodic asthma.
- Scorp.*, expectoration of mucus. P. G. as also the T from scorpions burnt to charcoal.
- Senega*, expectoration and accumulation of mucus in the throat and lungs.
- Serp. ossa*, asthma with expectoration of blood.
- Serp. esuv.*, mucous catarrh P. G. Cough. P. G. N.
- Sid. rad.*, cough. P. G.
- Silic.*, asthma. Cough. P. G. N.
- Sinap. n. plac. T.*, asthma and cough. Mustard and milk boiled together, and the whey sweetened with honey, and drank when warm, is a useful family remedy for asthma, and especially for catarrh.

- Sisymb. Soph.*, expectoration of mucus.  
*Smil. Chinæ*, rhonchus.  
*Sphaer. Ind.*, expectoration of mucus with pain in the chest. M. and E.  
 Hooping-cough. G. N.  
*Spigel. anth. H.*, expectoration of mucus. G. N.  
*Squilla mar.*, asthma.  
*Stann.*, rhonchus. Cough. G. N.  
*Staph.*, cough. G. N.  
*Stoech. Arab.*, expector. of mucus. G. N.  
*Stoech. Cashm.*, promoting expectorat.  
*Stor. cal.*, expectoration of mucus. G. N.  
*Stront. nitr.*, cough. F. G.  
*Strychn. n. vom.*, cough. F. G. N.  
*Sulph. Auliasar*, expectoration of mucus. F.  
*Sulph. citr.*, cough. G. N.  
*Tabac.*, asthma.  
*Talc. a.*, expectoration of mucus. G. N.  
*Talc. n.*, expector. of mucus. M. & E.  
*Tamar.*, asthma.  
*Tetranth. apert.*, mucous catarrh.  
*Thuja. occ. H.*, cough (acute) with pleurisy.  
*Thym. v.*, expectoration of mucus with pain in the chest.  
*Trianth. pent. n.*, cough. G. N.  
*Tuss. Farf.*, cough. E.  
*Tuttia*, facilitating expectoration.  
*Urt. dioc. rad. Cashm.*, cough with bloody, purulent and mucous expectoration.  
*Vanill. H.*, cough. F. G. N.  
*Verbasci Cashm. rad.*, cough with fetid expectoration and pain in the chest.  
*Verbasci. Lah. fol.*, cough, dry and moist. G. N.  
*Vit. Neg.*, chronic expectoration of mucus with rhonchus during sleep. Cough. F. G. N.  
*Vitri fel*, facilitating expectoration.  
*Xanthoxyli cort.*, cough. F. G. N.
- Zinc.*, accumulation of viscid mucus in the throat.  
*Zinc. ox.*, with *Ipæcacuanha* and extract of lettuce, as pills in spasmodic asthma. E.  
*Zinci sulph.*, expectn. of mucus. M. & E.  
*Zing.*, diseases of the mucous membrane. E.  
*Zyz. Juj.*, acute dyspnœa with cough and fever. Facilitating expectorat.  
*Zyz. Juj. gummi*, rhonchus.
- ATROPHY, *v.* Emaciation.  
 BALDNESS, *v.* Hair, &c.  
 BARRENNESS, *v.* Females—diseases of.  
 BED-SORES, *v.* Violence, &c.  
 BELCHING, *v.* Stomach—diseases of.  
 BELLY—HARDNESS OF THE, *v.* Bowels obstruction of the.  
 BITES AND STINGS OF ANIMALS.
- *Abr. prec.*, *v.* *Mutella Antig.*  
*Achyr. asp. sem*, affection of the eye caused by the bite of a serpent, with herpes, itching, &c. Periodical eruption of vesicles caused by a serpent's bite. Vomiting and purging with itching eruption, produced by the bite of a dog. The flowering spikes mixed with sugar, taken as pills, are said to be useful, by producing purging and vomiting, in bites from vipers. The root of the same applied to stings from scorpions. E.  
*Agar. a.*, carried about as a prophylactic. ТОФ.  
*Aloes succotr. v.* poisonings.  
*All. sat. succ.*, applied. E.  
*Alth. off.*, with olive-oil. E.  
*Ambra gris.*, used as a fumigation to drive away insects. ТОФ.  
*Ammon. gummi*, bites and stings of insects. ТОФ.

- Ammon. caust. liqu. succin.*, applied internally as well as externally. R.
- Anag. caer.*, hydrophobia. R.
- Anguis*, the bite of a venomous serpent caused stupor, dimness of vision, drowsiness, drooping of the eyelids, salivation, inflammation of the stomach, diarrhoea, perspiration, and death, which followed in six hours. Languor and vomiting of blood, appeared in most cases. Spitting of blood, lasting for a year, was also a consequence. Other symptoms of serpent bites are: vertigo, inflammation of the throat and mouth, bleeding of the gums for several years, dyspnoea, indigestion, flatulency, periodical vomiting, angina, and burning in the stomach; also, headache, pain in the ear, pain in the back, blisters on the body, pimples, herpes, spots which disappear by night, and reappear by day, and a kind of scab (*Lepra*). The bite of the black kind of *Aspis Naja*, produced a burning sensation in the cicatrized part, and the stomach, with universal pains.
- Arisaema grac.*, venomous bites and stings. R.
- Arist. longa*, an antidote for animal venoms. TOHF.
- Artem. v.*, with black pepper, against bites of serpents. R.
- Asa f.*, venomous bites and stings, and hydrophobia. TOHF.
- Asari rad.*, its odour drives away serpents. TOHF.
- Asclep. Syr.*, is said to be poisonous to men and dogs; but the young sprigs after being boiled become catable.
- Asini test.*, a finger, stung by a scorpion, being rubbed on the scrotum of an ass, was said to be suddenly relieved from pain, whilst the scrotum of the animal became swollen from having (probably) magnetically attracted the poison. (?)
- Bdell.*, destroying the venom of animals. TOHF.
- Berb. Lyc. Res.*, dog bites. TOHF.
- Bez. anim.*, serpent bites. TOHF.
- Borax*, with black pepper, against serpent bites and scorpion stings. R.
- But. frond. cort.*, with ginger. Serpent bites. R.
- Calc.*, oyster-shells burnt and pulverised, with olive oil, made into pills; one taken daily is said to have been a prophylactic against hydrophobia.
- Calotr. gig. succ.*, application to scorpion stings. R.
- Casth.*, burnt and mixed with olive oil—against scorpion stings and hydrophobia. TOHF. (v. *Melœ Tetini*.)
- Cass. Fist. sem.*, a kind of eruption following a previous disease, called serpent-love. (v. Vol. I. of this Work, page 140.)
- Cauterisatio*, especially with hot oil, electricity, phosphorus, concentration of the sun's rays by a burning-glass, &c.
- Cep. succ.*, application. R.
- Chenop. hb.*, after a serpent's bite; flatulency, rumbling noise in the abdomen, gripes, dysury, &c. 4 times 28.
- Chenop. sem.*, *Alexipharmacum*. TOHF.
- Coccul. men.* is said to be a poison to all kinds of animals.
- Corn. cerv. spir.*, v. *Ammon. liqu.*
- Cost. n. Cashm.*, after serpent bites; stupor. 12 times.
- Crot. Tigl. ol.*, applied internally and externally on the wounded part. (v. *Mut. Antig.*)
- Cyan. Ber.*, applied with some water, against stings of insects. R.

*Daron.*, scorpion stings. ТОНФ.  
*Dat. Stram.*, in large doses, against hydrophobia. R.  
*Delphin. paucifl.*, serpent bites.  
*Electricitas*, v. *Galvanism*.  
*Embryopt. glut.*, a quarter of the fruit is said to have cured hydrophobia.  
*Euph. gummi*, application. ТОНФ.  
*Ersuccio*. In my first volume, the sucking of poison from wounds has been already mentioned as a cure; I have only to add, that such sucking may prove dangerous if the lips or mouth are sore.  
*Fil. mas*, serpent bites. R.  
*Foenic. sem*, ТОНФ.  
*Galvanism.*, animal venom can, in my opinion, be destroyed by galvanism; thus, if one plate is applied on the scarified wound, and the other on a second slightly scarified part at some distance from the wound. According to this view, perhaps hydrophobia might be cured by galvanic baths. (v. *Cholera morbus*; *Galvan.*)  
*Gent. rad.*, venomous bites. ТОНФ.  
*Geran. nod.*, diarrhoea proceeding from a serpent's bite.  
*Guil. Bond.*, with honey, removed an inflammation in the mouth and throat, with chronic bleeding of the gums, proceeding from serpent bites.  
*Guil. Bond. rad.*, is applied against pains from scorpion stings, internally and externally. R.  
*Illel. n.*, hydrophobia. R.  
*Ipom. dasysp.*, hydrophobia. R.  
*Laws. inerm.*, applied against pains from scorpion stings. R.  
*Lapor. sang.*, dimness of sight, with swelling of the feet, proceeding from serpent bites. Venomous bites. R.

*Mali fol.*, applied, when bruised, to poisoned wounds. R.  
*Malva*, stings of bees, wasps and scorpions. ТОНФ.  
*Mandrag.*, hydrophobia. ТОНФ.  
*Mant. ov. muss.*, internal burning, dysury, and night-blindness, proceeding from serpent bites. The green ones, especially, applied against serpent bites. R.  
*Meloes Tel. T.*, a smarting wound from the bite of a dog (said not to be mad). After having been scarified, and the remedy applied, the pain was immediately removed, because the Meloë contains more cantharidine than the blistering-fly itself.  
*Menisp. glabr. fac.*, expectoration of mucus, itching, and impotence; proceeding from a dog's bite.  
*Mentha*, serpent bites. ТОНФ.  
*Mesua ferr.*, serpent bites. Pain in the left side; caused by a serpent's bite on the foot.  
*Mut. Antig.*, (applied) with *Abr. prec.* and *Crot. Tigr.* in solution, for viper bites. R. With *nux vom.*, internally and externally (applied) in hydrophobia. R.  
*Ner. ant.*, indigestion and griping, proceeding from a serpent's bite.  
*Nicot. v. Tobacco*.  
*Nig. sat.*, as a fumigation, said to drive off insects; administered with olive-oil, is said to cure bites of mad dogs. ТОНФ.  
*Nitro-mur ac.*, hydrophobia. R.  
*Oliv. ol.*, used separately or combined with *Calc.*, *Canth.*, *Crot. T.*, *Euph. gummi*, *Nicot.*, *Nigella*, *Opop.*, *Scorp.*, and *Tamar. galla.* R.  
*Ophioriza Mungo* is said to be the only remedy against the venom of the rattlesnake.



*Opop.*, against insect stings. ТОНФ.  
*Pavon. pluma*, (peacock feathers) smoked in a pipe, against scorpion stings. R.  
*Petrol.* R.  
*Petros.* R.  
*Pin. Pin. fruct.* ТОНФ.  
*Pip. n.*, with *Ars.*, *Artem.*, *Borax*, &c., serpent bites and scorpion stings. R.  
*Plant.*, hydrophobia and venomous bites or stings. R.  
*Platan.*, hydrophobia. ТОНФ.  
*Raph. sem.*, venomous bites and stings. ТОНФ.  
*Ric. fol.*, scorpion stings. ТОНФ.  
*Salap.*, various affections produced by serpent bites. M. and E. 60.  
*Scorp.*, dried and pulverized, applied to wounds from serpent bites. R.  
 Scorpion stings produce dimness of sight, pterygium, burning pains of the hands and of the soles of the feet (only relieved by cold fomentation), constipation, dysury, and universal itching.  
*Scut. lat.*, hydrophobia. R.  
*Sel.*, v. Affections of throat.  
*Senega*, venomous wounds.  
*Soda carb.*, hydrophobia. (v. *Strych. nuz vom.*)  
*Staph.*, hydrophobia. R.  
*Strychnine*, worth trial as an endermic in the paroxysm of hydrophobia.  
*Strych. n. vom.*, with lemon-juice, against stupor from serpent stings. R.  
 With *sod. carb.* (v. Vol. I. of this work, page 48; v. also *Mutella Ant.*)  
*Tabac.*, nicotina is one of the most powerful preparations, so that one-quarter of a drop killed a rabbit. In desperate cases it might be tried against venomous bites, partly internally, partly locally or endermically. (v. *Materia Med.*)

*Tamar. Ind. galla*, v. *Oliv. ol.*  
*Tax. bacc.*, hydrophobia. R.  
*Tereb. ol.*, application to a sloughing wound proceeding from a dog's bite.  
*Tigr.*, hydrophobia (?). Internally and locally to be tried.  
*Tracheotomia*, is advised in hydrophobia, as in every case death is caused by constriction.  
*Urt. dioica*, is employed by the *Hozaras* (mountaincers in Affghanistan) against serpent bites.  
*Vaporinum (balneum)*, twice a day, is said to have been useful in incipient hydrophobia.  
*Vit. Neg.*, inflammation of the eyes, specks and itching proceeding from serpent bites, in cases of ♀.  
*Zing.*, v. *But. frond.*

BLADDER AND KIDNEY—DISEASES OF,  
 AS STONE AND GRAVEL—AND THEIR  
 CONSEQUENCES.

—  
*Anac. occid.*, gravel. G.  
*Argent. fulm.* G. N.  
*Argent. nitric. fus.* G. N.  
*Aristol. longa*, G. N.  
*Armorac.*, G. N.  
*Arum campan.*, gravel.  
*Aur. nitr. salamm.*, v. Urinary disorders.  
*Bistorta*, gravel. 4 times 28. M. & E. 60.  
*Bolus Armen.*, v. Gonorrhœa.  
*Butea frond. gummi*, v. *Kino gummi*.  
*Butea frond. sem.*, with *nitrum* R.  
*Canthar. ust.*, calculi and gravel. ТОНФ.  
*Caps. sem.*, pain of the kidneys with or without calculi.  
*Cardam. min.*, affections of the bladder from stone.  
*Caustic.*  
*Ceras. Cupr. nucl.*, M. and E. 60. I suppose that it is the hydrocyanic acid contained in the kernels of the cherry

- stones which proved useful; it is still to be tried how other kernels, as for example those of peaches and plums, or bitter almonds, &c., which equally contain hydrocyanic acid, will act in these affections; as also prussian blue and several other compounds in which it exists.  
(*v. Kali ferrocyan.*)
- Celch. aut.*, *v.* Urinary disorders.
- Concha flav.*, *m.* and *z.* 60.
- Costus nig. Cashm.*, gravel.
- Crustac. Djingé*, pain of the penis after lithotomy.
- Cuscuta sem.*, gravel.
- Daphnæ Sunnerkat*, stone in the bladder, with a white deposit in the urine.
- Delphin. paucif.*, gravel.
- Diosma cren.* (with carbonate of soda), in gravel. *z.*
- Dolich. prur. faba*, is one of the principal and best remedies in calculous disease. *m.*, *m.* & *z.* It also relieves the dribbling of urine during the night, caused by the irritation of calculi. In a severe, obstinate case, doses every quarter of an hour 30, effected the removal of the stone. I believe that this remedy may also cure the disposition to produce calculi; and therefore, in cases where they have been removed by crushing, or by lithotomy, might be administered for some time afterwards, if only every second or third day in a single dose, to prevent their reproduction, *i.e.*, totally to eradicate the disposition to their formation.
- Embryopt. glutinif.*, *g. n.* (*v.* Urinary disorders.)
- Euphorb. ten.*, spinal pains, with affections from stone.
- Glin. dictamnoid.*, discharge of blood with affections from stone.
- Guiland. Bonducc.*, discharge of yellow-coloured sand with red urine. Pain of the kidneys. *p.*
- Gundel. Zulm sem.*, *g. n.*
- Hyosc. nig.*, *g. n.*
- Hyssop.*, milk-white coloured urine, with discharge of films. *p.*
- Ichtyoc.*, *v.* Urinary disorders.
- Indig.*, pain of the left kidney. *p.*
- Iod.*, *v.* Urinary disorders.
- Ipom. dasyg.*, *g. n.*
- Jatropha Curc.*, *v.* Urinary disorders.
- Kali ferrocyan.*, administered for a long time, effected the removal of some stones from the bladder.
- Kali sulph.*, pain in the kidneys and the region of the navel in calculous affections.
- Kino gummi*, gravel with periodical pain of the kidneys. *m.* 40.
- Kris*, affections from stone. *m.* & *z.* 60.
- Lact. sem.*, *v.* Urinary disorders.
- Lactucar.*, calculous diseases.
- Laws. in.*, *v.* Urinary disorders.
- Lichen odorif.*, *g. n.*
- Lycopod. herba*, gravel, with pain in the kidneys, dysury and vomiting.
- Lycopod. sem.*, *z.*
- Manna Hed. Alh.*, *g. n.*
- Meccan. balsam.*, solvent for stone.
- TOFH.
- Myrob. citr.*, *v.* Urinary disorders.
- Myrt. bacc.*, *g. n.*
- Ner. antidys.*, *g. n.*
- Nigella sat.*, fistulous ulcer in the perineum, after lithotomy. Calculi in the kidneys and bladder. TOFH. Perhaps the application of nigellin (internally or locally) is preferable?
- Numul. Shudnuj*, *v.* Urinary disorders.
- Onosm. macroceph. fl.*, *g. n.*

*Panic. pilos.*, it is said, produced stone in the bladder.

*Physal. flex. sem.*, M. or 4 times 12., both relieves and aggravates calculous affections; but 4 times 120. G.

*Podophylli Emodi fruct.*, urinary disorders (from stone?), with discharge of blood when walking.

*Senecill. Jacquem.*, G. N.

*Strychn. nux vom.*, yellow urinary calculi. Calculi in the gall bladder.

*Sulph. Auliasar*, v. Urinary disorders.

*Tarax. rad.*, biliary, urinary and renal calculi; (used continually during two months.)

*Terebiathi sem.*, G. N.

*Tormentilla*, Gravel.

*Trapa biopin.*, G. N.

*Tribul. terrestr. Cashm.*, M. and R. 60.

*Verbasci fol.*, G. N.

*Viol. rep.*, v. Urinary disorders.

*Vitex Neg.*, G. N. The decoction of it is used for fomenting the genitals in affections from stone; perhaps it would be more useful as an injection or a clyster?

*Zincum*, M. and R. 60.

#### BLEEDING (Hæmorrhage) IN GENERAL.

*Abrus prec. fol.*, renders serous blood darker.

*Antim. tart.*, hæmorrhage from the anus, and urethra. Bloody evacuations. F.

*Aranea Diad.*, hæmorrhage.

*Araneum*, hæmorrhage.

*Astetat*, blood with the urine and evacuations.

*Behen*, discharge of blood with the urine and by the anus.

*Bistorta*, discharge of blood.

*Butea gummi*, styptic.

*Cass. Fist.*, congestions.

*Chelidon. maj.*, styptic.

*Cinnam. fl.*, stimulating and also stopping hæmorrhage.

*Corall. usta*, application stops bleeding. ТОРН.

*Croc. sat.*, dark coloured blood.

*Cubebæ*, bloody and purulent discharge.

*Dat. Stram. sem.*, styptic.

*Digit. purp.*, styptic.

*Ergotine*, v. *Secale corn.*

*Fumar.*, loss of blood by the anus. R.

*Gyps.*, mixed with water into a paste, assists mechanically to arrest bleeding from external wounds. R.

*Hyosc. nig.*, bloody evacuation.

*Justic. Nasuta*, The ashes and leaves in bleedings from the mouth, anus, and urethra. ТОРН.

*Leonur. Royl.*, styptic.

*Lithanthrax*, styptic. Free discharge of blood with the evacuations.

*Lupul. Humul.*, discharge of blood, before and after evacuation.

*Nardost.*, styptic.

*Ner. Odor. fol.*, styptic. ТОУР.

*Nigell. sat. sem.*, styptic.

*Olib. Ind.*, styptic.

*Phosph.*, styptic.

*Pyrethr.*, discharge of dark blood by stool. P.

*Querc. Rob. glans*, hæmorrhage from the nose and anus. P.

*Rhus Coriar.*, bleeding from the mouth, anus, and urethra.

*Rhus Toxic.*, copious bleeding from the urethra. P.

*Salv. off. R.*, stimulating and retarding the flow of blood.

*Sandar.*, styptic.

*Secale corn.*, hæmorrhage, against which the Ergotine is a specific. R.

*Solani Jacqu. fruct.*, stimulating and retarding bleeding.

*Strychn. faba. St. Ign.*, styptic.

*Terebinth. ol.*, loss of blood.

*Thym. v.*, styptic.

*Torment.*, loss of blood by the nose and mouth.

*Verbasc.*, styptic.

*Vitez Neg.*, stimulating and retarding bleeding.

*Zinci sulph.*, hæmorrhage.

BLOOD—DISCHARGES OF, AS EXPECTORATION, VOMITING AND SPITTING OF BLOOD.

*Ajuga decumb.*, expectorat. of blood.  $\mathfrak{P}$ .

*Ajuga Dea lisingii*, expectoration of blood with a pain in the side of the chest.

*Alcanna*, expectoration of blood.  $\mathfrak{P}$ .  $\mathfrak{G}$ .

*Antim. tart.*, expectoration of blood. 12 times.

*Argent. fulm.*, changing the expectoration of mucus into expectoration of blood.

*Arsen. (I.)* expectoration of blood with hectic fever. Poisoning; expectoration of blood.  $\mathfrak{P}$ .

*Arum campanul.*, expectoration of blood with pain in the side. 12 times.

*Asari rad.*, vomiting of blood.  $\mathfrak{P}$ .

*Asphal. Selajit*, expectoration of blood from a blow.  $\mathfrak{M}$  and  $\mathfrak{N}$ .

*Basella rubra*, expectoration of blood by cough.  $\mathfrak{P}$ .

*Berber. Lyc.*, expectoration of blood.  $\mathfrak{P}$ .  
From an ordinary cough an expectoration of blood.  $\mathfrak{P}$ .

*Berber. Lyc. succ. insp. Res*, expectoration of blood.

*Bistort. Syrup.*, spitting blood.  $\text{ТОН}\mathfrak{P}$ .

*Bolus Armen.*, expectoration of blood in consequence of a sword cut.

*Bovista*, expectoration of blood with dyspnœa.  $\mathfrak{P}$ .

*Cannab. sem.*, expectoration of blood.

*Cappari rad.*, expectoration of blood after a common cough.  $\mathfrak{P}$ .

*Caps. sem.*, expectoration of blood with asthma.

*Carniol. ust.*, expectoration of blood.

*Carthami tinct. sem.*, expectoration of blood.

*Cascarilla*, spitting of blood.

*Catechu*, expectoration of blood.

*Cleom. pentaph. sem.*, expectoration of blood.

*Clerodendr. infort.*, expectoration of blood.  $\mathfrak{P}$ .

*Cocos nux*, spitting of blood.  $\mathfrak{P}$ .

*Conium macul.*, expectoration of blood.

*Copaiiv. balsam.*, expector. blood.  $\mathfrak{M}$ . 30

*Croc. sat.*, expectoration of blood.  $\mathfrak{G}$ .

*Crot. Tigl.*, embrocation; expectoration of blood with palsy.  $\mathfrak{P}$ .

*Cubeb.*, bleeding from mouth.  $\mathfrak{M}$  &  $\mathfrak{N}$ .

*Cucurb. Lagen. sem.*, expectoration of blood.  $\text{ТОН}\mathfrak{P}$ .

*Cumini sem.*, styptic in expectoration of blood.

*Cuscut. monogyn. sem.*, expectoration of blood.  $\mathfrak{P}$ .

*Cynar. Dub*, producing the relapse of chronic expectoration of blood.

*Cyper. long.*, vomiting of blood, with swelling.

*Datur. Stram.*, expectoration of blood, with fever.

*Dea lising's root for fever*, expectoration of blood.  $\mathfrak{P}$ .

*Digit. purp.*, expectoration of blood, with occasional acute lancinating pains in the side, (sub-acute pleurisy).

*Doodsea*, expectoration of blood.

- Eben.*, expectoration of blood. P. G.  
*Euphorb. tem.*, expectoration of blood\* and mucus.  
*Euphorb. thymifol.*, expectoration of blood and mucus.  
*Evolv.*, expectoration of blood.  
*Fici Ind.*, expectoration of blood, with sore throat.  
*Fici glom.*, expectoration of blood. P.  
*Füliz mas.*, expectoration of blood.  
*Gagerm ing.*, expector. of blood. P. G.  
*Garden. dumet.*, expector. of blood. P.  
*Gent. rad.*, changing expectoration of mucus into that of blood.  
*Geum elat.*, temporary expectoration of blood. P.  
*Guajaci gummi.*, expect. of blood. P.  
*Hedera terrestr.*, expect. of blood. P.  
*Hermodact. dulc.*, chronic spitting of blood, in consequence of a sword cut.  
*Hibisc. Trion. fol.*, expectoration of blood.  
*Ipecac.*, expectoration of blood.  
*Jalap. mirab. rad.*, expectoration of blood. Vomiting of blood.  
*Justic. Nasut. fl.*, spitting of blood.  
*Kali bichromat.*, expectorat. of blood.  
*Lacca in gran.*, spitting of blood. P.  
*Led. palustre.*, spitting of blood.  
*Lentes sat.*, spitting of blood.  
*Leporin.*, expectoration of blood? because the blood of hare G.  
*Lini sem.*, expectoration of blood and spitting of blood.  
*Lupini albi.*, expectoration of blood.  
*Lycopod. herba.*, expectoration of blood.  
*Lycopod. sem.*, expectoration of blood.  
*Macis.*, expectoration of blood. ТОНР.  
*Magnet. lap.*, spitting of blood.  
*Marant. fasc.*, expectorat. of blood. P.  
*Melissæ Azed. fol.*, spitting of blood.  
 Vomiting of blood after suppressed cutaneous eruptions.  
*Mercur. subl. corros.*, v. *Strychn. pot.*  
*Mimos. Pudic. sem.*, from a common cough an expectoration of blood. P.  
*Moring. Sohangn. rad.*, a relapse of chronic expectoration of blood. P.  
*Myrobal. nig.*, spitting of blood. Vomiting of blood.  
*Ner. antidys.*, expectoration of blood. P.  
*Numul. Shudn u j.*, vomiting of blood.  
*Nyctericid.*, expectoration of blood.  
*Ocim. Basilici sem.*, expectoration of blood.  
*Ocim. sanct. rad.*, in common cough, expectoration of blood. P.  
*Pastinaca Secacul.*, vomiting dark blood. Styptic in expectoration of blood.  
*Pavia.*, spitting of blood. Expectoration of blood.  
*Persic. nucl.*, in expectoration of mucus, blood. P.  
*Petrol. Punjab.*, expectoration of blood.  
*Phellandr. aquat. sem.*, expectoration of blood. P.  
*Plantago maj.*, expectoration and spitting of blood.  
*Plumbago Zeyl. rad.*, a relapse of an expectoration of blood. P.  
*Polygon. molle.*, expectorat. of blood. P.  
*Portul. Olerac. sem.*, expectoration of blood, and spitting of blood. ТОНР.  
*Ranunc. lanug. fl. and fol.*, expectoration of blood.  
*Raphani sat. sem.*, expector. of blood.  
*Rhus Coriar. and Toxic.*, spitting and expectoration of blood.  
*Rottlera tinctor.*, expectorat. of blood. P.  
*Secale corn.*, expectorat. of blood. P. G.  
*Senecio Musuca.*, spitting of blood.  
 Expectoration of blood.  
*Senega.*, expectoration of blood. P.  
*Sep. succ.*, spitting and expectoration of blood. M. and P.  
*Serpent. ozuv.*, spitting of blood and expectoration of blood.

*Sid. fol.*, styptic in expectoration of blood.

*Silic.*, spitting and expectoration of blood.

*Sisymb. Irio*, spitting of blood and expectoration of blood, with fever.

*Spong. mar. usta*, spitting of blood and expectoration of blood. ТОРФ.

*Stann.* (I. sol.) spitting of blood.

*Staphisagr.*, expectoration of blood. P.

*Stront. nitr.*, expectoration of blood.

*Talc. alb.*, spitting of blood.

*Urtic. dioic. fl. and fol.*, expectoration of blood.

*Urtic. dioic. rad. cort.*, expectoration of blood.

*Villarsia Nymphoid.*, expectoration of blood. P.

*Vinc. min. fl.*, expectorat. of blood. P.

*Vitex Neg.* (R), expect. of blood. P.

BLOOD-SPOTS, *v.* Fever with eruptions.

BONES — AFFECTIONS OF THE, IN GENERAL.

*Agar. a.*, aching in the upper jaw-bone.

*Ajuga dec.*, pain in the bones, with fever.

*Amman.*, swelling of the shin. P.

*Ammon. gummi*, pains of the bones. P.

*Angust. cort.*, caries, especially of the hollow bones. R.

*Arist. rot.*

*Bov.*, pain of the cheek bones.

*Cinnam.*, pain of the bones. P.

*Comp. Zerbabri*, pain in the bones and joints.

*Cyc. rev. sem.*, pain in the shin.

*Deals. Root for fistula*, caries.

*Guil. Bond.*, swelling of the breast-bone. Pains of the bones. Spinal disease.

*Hermod. dulc.*, pains of the bones. ТОРФ.

*Indig.*, piercing and gnawing pain in the cheek-bones.

*Led. pal.*, smarting fungus of bones, ♀.

*Lithanthr.*, swelling of the bones.

*Phosph.*, spinal disease. Swelling of the shin.

*Puls.*, spinal disease.

*Querc. gl.*, spinal disease.

*Rum. Acet.*, swelling of the shin.

*Sagap.*, caries.

*Sep. succ.*, affections of the bones.

*Sil.*, spinal disease.

*Sisymb. Irio*, pain of the bones.

*Staph.*, pain of the bones of the arm.

Crooked growth of the bones. Pain of the shin. G. N.

*Sulph.*, spinal disease.

*Talc.*, spinal disease.

*Toraz. rad.*, pain in the bones of the feet, only when walking. M. and R.

*Thym. Scrp.*, pain of the bones, with internal fever. Spinal disease.

*Torment.*, pain of the shin, with or without swelling.

*Trifol. fibr.*, aching and throbbing in the upper jaw-bone. R.

*Umb. Butazeri*, caries of the teeth. G.

BONES—FRACTURE OF, *v.* Violence.

BOWELS—INFLAMMATION OF.

*Cantharides*, R.

*Chloroform*, R.

*Kali nitricum*, R.

BOWELS—IRREGULAR ACTION OF, AS CONSTIPATION, DIARRHŒA, DYSENTERY, LIENTERY, OBSTRUCTION (STOPPAGE), AND TENEMUS.

*Abrus. prec. alb.*, diarrhœa P. G.  
(*Abr. pr. rubr. N.*)

*Absynth.*, dysentery. P. G. N.

*Acac. Arab. cort.*, tenesmus with dysury.

*Acac. Arab. fol.*, diarrhoea with and without fever. 4 times 12.  
*Acac. Arab. gummi*, dysentery.  
 (v. *Copaiv. balsam.*)  
*Acac. Arab. sem.*, diarrhoea. G. N.  
 Costiveness. G. N.  
*Acac. ver. succ.*, costiveness. P. G.  
 Diarrhoea. G.  
*Acanthac. Ootungun*, tenesmus with dysury.  
*Acon. ferox*, tenesmus. P. G. N.  
*Acon. Nap. extr.*, tenesmus. P. G.  
*Acupuncture*, obstinate constipation. R.  
*Agaric. alb.*, diarrhoea. P. G. Lientery.  
*Ajouain*, diarrhoea. P. G.  
*Ajuga Dealsingii*, diarrhoea, costiveness, tenesmus and dysentery. P. G. N.  
*Allium sat.*, costiveness.  
*Aloë succotr.*, habitual costiveness.  
 Tenesmus. P. G. (v. *Opium*).  
*Alternanth. sessil.*, dysentery. M. & E. 14.  
 (12 times; one dose every hour. N.)  
*Althæa fl.*, costiveness. P. G. N.  
*Althæa fol.*, diarrhoea.  
*Althæa rad.*, constipation. G. N.  
*Althæa sem.*, diarrhoea.  
*Alum. crud. Lah.*, costiveness with chronic head-ache, and smarting of the eyes, &c.  
*Amaranth. cruent. sem.*, costiveness. G. N.  
 Tenesmus. G. N.  
*Ambrã gris.*, diarrhoea. P. G. N., G. with swellings. Dysentery. P. G. N., G. with discharge of blood after an evacuation. Costiveness. G. N.  
*Ammoniaci gummi*, costiveness. G. N.  
*Anac. occid.*, diarrhoea. P.  
*Anac. orient.*, diarrhoea. G. N., G. with fever, also with torpor, thirst, vomiting, &c. Costiveness. G. N.  
*Anagallis cærul.*, diarrhoea. P.  
*Anguin.*, diarrhoea. P.  
*Angust. cort.*, costiveness. P.  
*Anis. stell.*, diarrhoea. P.

VOL. II.

*Antim. crud.*, diarrhoea. A. costiveness.  
*Antim. sulph. nigr.*, tenesmus. P. G. N.  
 Diarrhoea. P.  
*Antim. tart.*, dysentery. P. G. N. Emetic-tartar liniment in obstinate constipation, to be rubbed on the spine. R.  
*Apii rad.*, costiveness.  
*Araneum*, diarrhoea. P. G., even colliquative with swelling.  
*Arec. Cat. nux alba*, diarrhoea. P.  
*Arec. Cat. nux nig.*, in strong doses, stoppage of the bowels and urine. P.  
*Argem. Mexic. sem.*, tenesmus. P. G. N.  
*Argent. fulm.*, diarrhoea with rumbling in the intestines (*Borborygmi*). M. & E.  
 Discharge of pus by the urine and by evacuation. P.  
*Argent. nitric. fus. solut.*, injections in dysentery. R.  
*Aristol. longa*, diarrhoea. P.  
*Aristol. rot.*, diarrhoea. G. N.  
*Arsen.*, costiveness. Dysentery. G. N.  
*Arsen. sod.*, costiveness. P.  
 Dysentery. P.  
*Arum camp.*, diarrhoea with vomiting.  
*Asa fet.*, diarrhoea. P. G.  
*Asari rad.*, diarrhoea. P. G., (with colic, dose every 12 hours. N.) Dysentery, 12 times 36. Tenesmus. P. G. N.  
*Asphalt. Pers.*, dysentery. P.  
*Asphalt. Selajit*, dysentery. P.  
*Aur. nitric. salammon.*, diarrhoea. P.  
*Balausta*, dysentery. 4 times 12.  
 Diarrhoea. P. G.  
*Baringt. acutang.*, dysentery.  
*Baryta nitr.*, diarrhoea. P.  
*Basella rubra*, costiveness. P. G.  
 Dysentery. (M. and N.) G. N.  
*Bauhin. tom.*, dysentery. R.  
*Bdell.*, diarrhoea. G. N. Dysentery. G. N.  
*Bebeerinc*, diarrhoea. P. G.  
*Bedelbisch*, costiveness with inflation (meteorism). Diarrhoea, with or without colic.

E

- Behen alb.*, diarrhœa. o. n. Costiveness. o. n.
- Belemnit.*, dysentery. F.
- Bellad.*, diarrhœa. F.
- Benzoic. ac.*, diarrhœa. F.
- Berber. Lyc.*, diarrhœa. F. Tenesmus. o. n.
- Berber. Lyc. Res*, dysentery. F. o. n.
- Berthelot.*, tenesmus and dysury. F.
- Bignon. Ind. sem.*, costiveness with griping in the bowels. F.
- Bismuthi magist.*, diarrhœa with emaciation. R.
- Bistorta*, diarrhœa. F. o.
- Bolus Armen.*, diarrhœa. F.
- Bombac. hept. gummi*, costiveness.
- Borax*, costiveness. Habitual diarrhœa. M. and R.
- Boviata*, costiveness. F. Tenesmus. F.
- Buteæ frond. gummi*, diarrhœa, also bloody stools. F. o. (colliquative, 4 times a day. N.) Dysentery. o. n.
- Buteæ frond. sem.*, costiveness and colic. F.
- Cacal. Klein.*, costiveness. F.
- Calc. carb.*, dysentery. F. o.
- Calotrop. gig. sem.*, costiveness. Diarrhœa. F. o. Dysentery. o. n.
- Camel. coag.* diarrhœa. (by doses every hour, 8.) F. Costiveness, with pain in the bowels.
- Campech. lign.*, diarrhœa. F. o.
- Camph. v. Opium*
- Cannab. Ind.*, discharge of blood by urine and stool.
- Cannab. Cashm. rad. cort.*, diarrhœa.
- Cappar. spin. rad.*, tenesmus. Dysentery. F. o. n.
- Caps. sem.*, diarrhœa. o. n. Tenesmus. F. o. n.
- Carbo anim. (C. c. u.)* habitual costiveness. M. and R.
- Cardam. maj.* diarrhœa. F.
- Carias. Carand. fol.* diarrhœa. F. o. Dysentery. 12 times.
- Carias. Carand. fruct.*, diarrhœa. F. o. Costiveness. Dysentery. F. o. n.
- Carniol. ust.*, diarrhœa, F. o. Dysentery. F. o.
- Cartham. tinct. sem.*, diarrhœa. F. o.
- Carvi sem.*, diarrhœa with colic.
- Caryoph. arom.*, diarrhœa. F. o.
- Cascarilla*, costiveness. F. o. Dysentery. o. n.
- Caseus ovin.*, with Pilau, is a family remedy in Cashmere in dysentery.
- Cass. alata*, tenesmus. F. o. Costiveness.
- Cass. Fist. pulpa*, tenesmus. Costiveness. F.
- Cass. Fist. sem.*, tenesmus. o.
- Cass. Khar n. N.*, lientery. Diarrhœa. F. o. n.
- Cass. lign.*, costiveness. F. o. Diarrhœa. o. n. Dysentery. o. n.
- Cass. lign. fol.*, diarrh. Dysentery. o. n.
- Catechu*, tenesmus. 4 times 12. 8 times. Dysentery. o. n. o. with swelling.
- Caustic.*, costiveness.
- Celastr.*, dysentery. o. n. Costiveness. F.
- Cera citr.*, costiveness. F. (v. *Cinnab.*)
- Cervi corn.*, v. *Moschat. nuz.*
- Cervi corn. ust. alb.*, mucous and purulent evacuations. Dysentery. o. n.
- Cetacei ol.*, diarrhœa. F. o., also with fever and after cholera.
- Cham. vulg.*, diarrhœa.
- Chauleogra odor.*, tenesmus. F. o.
- Chelidon. maj.*, diarrhœa. F. o. Dysentery. o. Costiveness. Tenesmus. F.
- Chenopod. alb. sem.*, tenesmus and dysury. F.
- Chin. cort.*, tenesmus. F. o. n. Dysentery. F. o. n.
- Chinin. sulph.*, diarrhœa. F. o. Mucous evacuations. F.
- Churrus*, costiveness. F.
- Cichor. fl.*, costiveness. F.



- Cichor. sem.*, periodical dysentery.  
Costiveness. P. G. N.
- Cinnab.*, 6 drachms of cinnabar and 4 of bees wax, made into a candle; when lighted, and burnt under the navel until one-third consumed, is said to produce purging (v. Cholera-morbus, *Cinnab.*)
- Cinnam. cort.*, diarrhoea. P.
- Cinnam. fl.*, constipation with fever. Tenesmus. G. N.
- Citri Galgala sem.*, dysentery. G. N.
- Clemat. erecta*, tenesmus.
- Clerodendr. infort.*, diarrhoea. P. G. N. Dysentery. P.
- Coccul.*, diarrhoea. P. G. colliquative: (with fever. N.) Costiveness. P.
- Coffea Arab.*, diarrhoea.
- Colehic. autumn.*, tenesmus and dysury with calculous disease.
- Colocynth. pulpa*, costiveness. Dysentery. Tenesmus. Diarrhoea. G. N.
- Compos. Pokermool*, costiveness. G. N., G. when habitual and when accompanied by colic.
- Compos. Zerbabri*, constipat., P. G. N.
- Concha fluvi.*, dysentery. G. Costiveness. P. G. N. (with tenesmus. N.)
- Conii mac. extr.*, constipation. Diarrhoea. P.
- Convolv. argent.*, costiveness. P. G. N. Dysentery. P. G. N.
- Copaiv. balsam.*, diarrhoea. P. G. N., G. when chronic.
- Copaiv. balsam.*, with the mucilage of gum arabic in dysentery with or without fever. 4 times 12. Tenesmus. G. N.
- Corchor. fruticos.*, costiveness. P. G. N.
- Cordia augustifol.*, costiveness with hæmorrhoids.
- Coriandr. sat.*, diarrhoea. Tenesmus. P.
- Costus Arab.*, mucous and purulent evacuations.
- Costus nig. Cashm.*, dysentery, G. N.
- Cratæva Marmel.*, mucous evacuations. M. and N. 14. Diarrhoea. G. N. Dysentery. G. N.
- Creos.*, costiveness. P.
- Crot. Tigl.*, tenesmus. P. G. Diarrh. G. N.
- Crustac. Djings*, diarrhoea. P. Costiveness. P.
- Cucum. acutang. P.*, tenesmus. Costiveness. P. Diarrhoea. P. (Dysent. N.)
- Cucum. Madaraspot.*, dysentery. P. G. Constipation with fever. Tenesmus. P. G. N. Diarrhoea. G. N.
- Cucurb. Citrulli sem.*, tenesmus and fever. P.
- Cumini sem.*, tenesmus.
- Cupr. acet.*, costiveness. P.
- Cupr. ammon.*, costiveness. Habitual diarrhoea.
- Cupress. fol.*, costiveness. P.
- Cupress. nuz.*, dysentery. 4 times 12.
- Curcuma longa*, diarrhoea. G. N. Costiveness. G. N. Dysentery. G. N. Tenesmus. G. N.
- Cuscuta monogyna*, diarrhoea. P.
- Cycad. revol. fruct. cort.*, diarrhoea. P.
- Cycad. rev. fruct. sem.*, constipat. G. N.
- Cydon. sem.*, dysentery. Constipation and tenesmus. G.
- Cyper. long.*, diarrhoea. P. G.
- Dactyl. nucl.*, tenesmus 12 times, or 4 times 12. (4 times, 8. N.)
- Daphne Sunnerkat*, costiveness. Dysentery.
- Daron.*, Costiveness. P. G. Tenesmus with swelling. 4 times 28. Diarrhoea. P. G. N.
- Datisc. Cannab. sem.*, costiveness. G. N.
- Datur. Stram. fol.*, diarrhoea. P.
- Datur. Stram. rad.*, diarrhoea. G. N.
- Datura Stram. mart.*, diarrhoea. P.
- Deals. Root for fever*, diarrhoea. P. Tenesmus. P.
- Deals. Root for fistula*, costiveness. P.

- Deals. Root for colic*, diarrhoea.
- Deals. Root for sersum*, dysentery.  
Costiveness with hæmorrhoids.
- Deals. Root for worms*, diarrhoea. P.  
Dysentery. P.
- Delph. G h a f e s fl.*, costiveness. P. G.
- Delph. G h a f e s succ.*, costiveness with nausea. Diarrhoea. P.
- Delphin. paucifl.*, diarrhoea. P. G.  
Costiveness.
- Digital. purp.*, diarrhoea of adults and infants.
- Diorit.*, palliative in costiveness.  
Tenesmus. P. G. N.
- Dioscor. sat.*, tenesmus. G.
- Diosma cren.*, diarrhoea and dysentery. B.
- Dolich. prur. faba*, diarrhoea. P.
- Dolich. prur. siligu. rec. succ.*, tenesmus. P.
- Doodsea*, costiveness. P. Diarrh. P.
- Drac. sangu.*, costiveness with dysury.
- Dulcam. R.*, dysentery. Diarrhoea. G. N.
- Eben.*, dysentery. Diarrhoea. G.
- Elcagn. angustifol.*, costiveness.
- Embol. Rib.*, dysentery. G. N.  
Diarrhoea. P.
- Embryopt. glutinif. fol.*, diarrhoea. P.
- Embryopt. glutinif. fruct.*, tenesmus.
- Eugen. Jambol. fruct.*, tenesmus. G. N.
- Eugen. Jambol. cort. succ. R.*, tenesmus. P. G. N.
- Euphorb. Agrar. (aff. spec.)* diarrh. P. G.  
Tenesmus with or without dysury.  
Dysentery. G. N.
- Euphorb. gummi*, tenesmus.
- Euphorb. longifol.*, tenesmus with borborygmi. G. N. Dysentery. G. N.  
Diarrhoea. P.
- Euphorb. serat.*, dysentery. P. Diarrh. P.
- Euphras.*, costiveness. Dysentery.  
Tenesmus.
- Evolv.*, diarrhoea. P. G. 4 times 12.
- Fagon. Arab.*, diarrhoea.
- Ferr. sulph. Ind.*, diarrhoea. P.
- Fic. Caric. sem.*, costiveness. P. G.
- Fritill. cirrh.*, habitual costiveness; as also that caused by purgatives.
- Fumar.*, diarrhoea. P.
- Fung. ign.*, dysentery.
- Gagerming.*, tenesmus; but only when without dysury.
- Galanga*, diarrhoea with borborygmi.  
Tenesmus. P. G. N.
- Galega purp.*, lientery.
- Galla Turc.*, dysentery. Diarrhoea.  
Costiveness with hæmorrhoids.
- Galvanismus*, costiveness. B.
- Garden. dum.*, diarrh. P. Tenesmus. P.
- Gent. rad.*, costiveness with indigestion.  
Dysentery with fever.  
Diarrhoea. P.
- Geran. nodos.*, diarrhoea. G. N., G. in hectic fever; as also in diarrhoea caused by a serpent's bite.
- Geum elat.*, diarrhoea. P. G.  
dysentery. P. G.
- Glin. dictamnoid.*, diarrhoea with vomiting (dysentery aggravated), tenesmus. P. G.
- Gmelia Asiat.*, diarrhoea. P. G.
- Gossyp. sem.*, tenesmus. P. G.  
Diarrhoea. G. N. Costiveness. G. N. (A. dysentery. N.)
- Gourbooti*, costiveness. P.
- Granat. ac. rad. cort.*, dysentery. G. N.
- Gratiola*, dysentery. G. N.
- Grew. Asiat. cort.*, dysentery.
- Guiland. Bonducc.*, diarrhoea. P. G. N.  
Costiveness. P. G. N. Tenesmus. P. G. N.  
Dysentery. P. G. N.
- Gundel. Z ul m sem.*, diarrhoea. P.
- Gutta gummi*, diarrhoea. P. In tenesmus, dysentery. P.
- Gyps. Zernik goudenti*, costiveness. P.
- Harmal. Rut., fl. and herba*, dysentery.  
Tenesmus. P. G. N.
- Haroonootia*, diarrhoea with fever.

- Hedys. Deiterdane*, diarrhœa. P.  
*Helict. Isora*, dysentery.  
*Nelleb. fet.*, diarrhœa and vomiting,  
 (in large doses, it is said.) P.  
*Hermodactyl. amar.*, diarrhœa. P. G.  
*Hermodactyl. dulc.*, P. G. N.  
*Hibisc. Trion.*, costiveness. Dysentery.  
*Holo. spicat.*, costiveness. P.  
*Hollow. pill. sol.*, costiveness. Tenesmus.  
*Hossen Jussif*, diarrhœa. 12 times.  
 Dysentery. Costiveness. P. (Tenesmus. N. 4 times 12.)  
*Hyosc. nig. sem.*, dysentery. G. N.  
*Hyssop.*, diarrhœa. P. (colliquative. N.)  
*Ichthyocolla*, dysentery. Colliquative diarrhœa.  
*Ilex aquifol.*, vomiting and purging. R.  
*Indig.*, diarrhœa. G. N., G. with swelling and emaciation.  
*Indig. nitric. ac.*, costiveness.  
*Indigofera Anil*, costiveness. P.  
*Iod.*, dysentery. P. Costiveness. P.  
*Ipecac.*, dysentery. G. N.  
*Ipom. dasyep.*, dysentery. G. N.  
 Diarrhœa. P.  
*Jalapa Convolv.*, costiveness. G. N.  
*Jalap. mirab. rad.*, diarrhœa. G. N.  
*Jasp. nig.*, diarrhœa, with rumbling in the bowels. Styptic in dysentery.  
*Jatroph. Curc. sem.*, diarrhœa. P.  
*Jugl. nuc. cort. inter.*, is said to produce vomiting and purging.  
*Junip. bacc.*, constipation.  
 Diarrhœa. P.  
*Justic. Nasut. fl.*, diarrhœa. P. G.  
 Costiveness. P. G. Dysentery. P. G.  
*Justic. Nasut. fol.*, diarrhœa. P.  
*Kali carb.*, costiveness.  
*Kali ferrocyan.*, dysentery. P.  
 Tenesmus. P.  
*Kali hydroiod.*, diarrhœa. P. G. 4 times.  
 Costiveness. P.  
*Kali ozymur.*, frothy mucous evacuations. P.
- Kali Salsola fem.*, costiveness with headache.  
*Kali Salsola masc.*, converted diarrhœa into dysentery.  
*Kali sulph.*, styptic in dysentery.  
 Costiveness. G. N.  
*Keiskeila*, tenesmus. P. G. N.  
 Dysentery. G. N.  
*Kun kol mirch*, diarrhœa. P. G.  
*Lacca in gran.*, costiveness. P. G.  
 Diarrhœa. G. N. Dysentery. G. N.  
*Lactuc. sat. sem.*, dysentery. P.  
 Costiveness. P.  
*Lamin. sacch.*, tenesmus. P. G.  
 Costiveness with fever.  
*Laur. bacc.*, diarrhœa. P. 12 times.  
*Lawson. inerm.*, dysentery.  
*Led. palustre*, costiveness. G.  
 Tenesmus. P.  
*Lentes. sat.*, tenesmus. P. The decoction of pounded lentils is purging, but the husk constipating. ТОНР.  
*Lepid. sat. herba*, diarrhœa. P.  
 Tenesmus. P.  
*Lepid. sat. rad.*, tenesmus. G.  
*Lepid. sat. sem.*, mucous purging. P.  
*Leporin.*, costiveness. G. N.  
 Dysentery. G. N.  
*Lichen Island.*, costiveness. P.  
*Lichen odorif.*, constipation. Diarrhœa or vomiting, with general pains. Stoppage of stool and suppression of urine in calculous disease.  
*Limon. Laur.*, diarrhœa.  
 Costiveness. G. N.  
*Lini sem.*, tenesmus. P. G. Costiv. G. N. (with honey) costiveness.  
*Lippia nodifl.*, stoppage of stools and suppression of urine. Diarrhœa. P.  
*Liquirit. rad.*, costiveness. P.  
 Diarrhœa. P.  
*Luff. amar. sem.*, diarrhœa.  
*Lupin. alb.*, constipation. G. N., G. with hæmorrhoids. Tenesmus. G. N.

- Lupul. Humul.*, diarrhoea. G. N., G.  
with hectic fever. Dysentery. G. N.  
Tenesmus. P.
- Lycopod. herba*, costiveness. P. G. N.
- Magnes. carb.*, diarrhoea. P. G.
- Malva Cashmir.*, tenesmus with indigestion. (Prepared as a dish, with butter, it is administered in Cashmere to patients suffering from dysentery.)
- Malva mont.*, diarrhoea. P. G. Dysentery.
- Malvac. Karmekra*, diarrhoea. P.
- Malvac. Todree nigr.*, tenesmus.  
4 times 28.
- Mamira Khutai*, diarrhoea. P. G.  
Tenesmus.
- Mangan. carb.*, diarrhoea. Dysentery.
- Manna Hed. Alb.*, costiveness. P. G.  
(when habitual, N.) Tenesmus. P. G. N.
- Manna Teegul*, tenesmus. P.
- Mantis nidulus*, costiveness with pain in the bowels.
- Marrub. alb.*, tenesmus. P. G. N.
- Mastix*, costiveness. Dysentery.
- Meccan. balsam.*, costiveness. P. G.
- Meconops. Nepal.*, costiveness.
- Melandr. triste*, costiveness. Diarrhoea.  
Lientery.
- Melia Azed. fol.*, chronic diarrhoea ;  
and also that following the disappearance of an eruption. Costiveness. G. N.
- Melia semperv. sem.*, mucous and bilious purging. P. ТОМР.
- Melong. sem.*, costiveness. P. G. N.  
Diarrhoea. P.
- Menisperm. glabr.*, diarrhoea. P. G.
- Menisperm. hirs.*, diarrhoea. P. G.  
Lientery.
- Menth. pip. ℞.*, dysentery. P. G. N.
- Mesua ferr.*, diarrhoea. P.
- Methon. glor.*, costiveness. Dysentery.
- Mimos. Pudic. sem.*, costiveness with hæmorrhoids.
- Mimos. Pudic. siliqu.*, tenesmus. P. G. N.
- Momord. Gugerevel*, diarrhoea. G. N.,  
good with fever. Costiveness. P. G. N.
- Moring. Sohan. rad.*, costiveness with acidity of the stomach.
- Mori alb. fruct.*, diarrhoea. P. G. ;  
as also diarrhoea with red-coloured evacuations. Tenesmus.
- Mori alb. rad. cort.*, dysentery. G. N.,  
G. with fever.
- Moschat. nuz*, dysentery. P. G. N.  
Mixed with rasped hartshorn, diarrhoea. P. G.
- Mulged. rapunc. rad. cort.*, costiveness with hæmorrhoids.
- Mur. ac.*, diarrhoea.
- Mullela Antig.*, costiveness.
- Myrica sap.*, costiveness. P.
- Myrobal. Beller.*, costiveness. G. N.
- Myrobal. Embl.*, diarrhoea. P. G. Mixed with the solid (caseous) part of fresh curdled milk, and administered in dysentery. N.
- Myrobal. nig.*, diarrhoea with colic ;  
also with rumbling of the bowels. Costiveness. Red-coloured evacuations. Tenesmus (when mixed with honey).
- Myrrh. gummi*, tenesmus. P.
- Myrt. bacc.*, diarrhoea. Dysentery. G. N.  
Tenesmus. G. N.
- Nardost.*, tenesmus. Costiveness. P. G. N.
- Natrum mur.*, costiveness. P.
- Nelumb. spec. fl.*, costiveness with fever. Diarrhoea and tenesmus. P.
- Nepet. salvia fol. rad.*, costiveness.
- Ner. antidys.*, diarrhoea. P. G.  
Costiveness. P. G. N. (G. with colic.)
- Ner. Odor. fol.*, diarrhoea.
- Nicool.*, habitual diarrhoea.
- Nigella sat.*, diarrhoea. G. N.
- Nitric. ac.*, diarrhoea. G. N.
- Nycterid.*, dysentery. P.

*Nymph. Lot. fl.*, constipation with fever. Diarrhœa and tenesmus. P.  
*Nymph. Lot. sem.*, costiveness.  
 Diarrhœa. P.  
*Ocim. alb.*, costiveness. Stoppage of stools and suppression of urine. Dysentery and diarrhœa with colic. P.  
*Ocim. Basil. sem.*, constipation.  
*Ocim. sanct. rad.*, purging on the fifth day. P.  
*Ocim. sanct. sem.*, Costiveness.  
*Olib. Ind.*, dysentery. P. G. N.  
 (G. in chronic.) Diarrhœa. G. N.  
*Onosm. macroceph. fl.*, diarrhœa and tenesmus. P. G. N.  
*Onosm. macroceph. rad.*, dysentery.  
*Op. pur.*, costiveness. G. N. (v. *Plumbi acet.*)  
*Op. mur. ac.*, dysentery.  
*Op. nitric. ac.*, dysentery. G.  
 Costiveness. G. N.  
*Op. sulph. soda*, dysentery. 4 times 12.  
 (chronic. M. and E. 30, N.)  
*Op.*, prepared with *Aloë succotr.*, *Calomel*, *Ipecacuanha*, *Tartar emet.* and *Mentha pip. H.*, in form of pills (one administered every hour) removed stoppage of bowels and suppression of urine of twenty-four hours' duration. If *Camphor* is substituted for *Tartar emet.* and *Aloës*, a compound will be obtained, which, in my earlier practice, sometimes proved successful in dysentery; but my opinion is that success is always problematical with such strong doses of compound drugs, and they should be used only when we know of nothing better.  
*Opepan.*, tenesmus. 4 times. G.  
 Dysentery. M. & N. G. (every hour, N.)  
 Diarrhœa. P. G. N.  
*Oryza rubra*, costiveness. Diarrhœa. G.  
*Ozal. ac.*, tenesmus. P. G. N.  
*Ozal. ammon.*, costiveness, with colic. P.

*Ozal. cornicul.*, costiveness. Tenesmus.  
 Diarrhœa. P.  
*Panic. pil.*, bilious diarrhœa.  
 Costiveness. P., and increasing.  
*Papav. alb. sem.*, *Composition*: Take a quarter of an ounce of white poppy-seed; a quarter of an ounce of sweet almonds; one ounce of red rice; one and a-half ounces of sugar, pound and mix them together. Doses of half-a-drachm are used as a remedy (called Dodi in Lahore) in tenesmus (v. *Oryza rubra*).  
*Papav. rhœad. fl.*, costiveness.  
 Dysentery, P. G. N. Tenesmus. P.  
*Papav. rhœad. sem.*, chronic diarrhœa.  
*Paraira brava*, diarrhœa, vomiting and thirst. P.  
*Pastinaca Scacul*, lientery. Diarrhœa, dysentery and tenesmus. G. N.  
*Pavia*, diarrhœa and costiveness. G. N.  
*Petrol.*, diarrhœa. P.  
*Petrosel.*, costiveness. G. N.  
*Phal. ocul.*, diarrhœa and vomiting. P.  
*Phaseol. aconiti fol.*, diarrhœa.  
*Phaseol. radiat.*, bilious purging. P.  
*Phœnic. gummi*, diarrhœa.  
*Phœsph.*, dysentery. Chronic diarrhœa.  
*Physal. Alkekengi*, bilious diarrhœa.  
 Stoppage of stools and urine. P.  
*Physal. flex. rad. Lah.*, diarrhœa. P. G.  
*Physal. flex. sem.*, diarrhœa. P. G.  
 (chronic, 12 times, N.) Dysentery.  
 Tenesmus. P. G. N.  
*Picrorrhiza Kurrooa*, tenesmus.  
 Diarrhœa. P. G.  
*Pip. alb.*, costiveness. P.  
*Pip. Betel fol.*, diarrhœa.  
*Pip. long. rad.*, lientery.  
 Dysentery. G. N.  
*Pip. nig. H.*, tenesmus. P.  
*Piscin.*, diarrhœa. G. N. (G. periodical.)  
*Pistac. putam.*, diarrhœa with fever.  
 Dysentery. G. N. (G. with fever.)

- Pis. sat.*, dysentery. P. G. N. Tenesmus and dysury, as also diarrhoea. P.
- Plantago maj.*, dysentery. G. N. (G. with fever). Diarrhoea. P.
- Plectranth. arom.*, diarrhoea. G. N.
- Plumbag. Zeyl. rad.*, costiveness, with hæmorrhoids.
- Plumb.*, scybalous stools. R.
- Plumb. acet.*, chronic dysentery. R.
- Plumb. acet.*, with opium, obstinate stoppage of the stools, with tympanitis. R.
- Podophyll. Emodi fol.*, dysentery and costiveness. G. N.
- Podophylli Emodi fruct.*, constip. P. G.
- Pæonia corall.*, diarrhoea. P. G. Dysentery with dysury.
- Polyanth. tuber. sem.*, costiveness. P. G. (with hæmorrhoids.) M. and R. 30. Diarrhoea. G. N.
- Polygon. linifol.*, diarrhoea. P. G. N.
- Polygon. macrophyll.*, diarrhoea. 12 times. (4 times N.)
- Polypod.*, mucous, and dark bilious purging. TONF.
- Polypod. Sekour*, diarrhoea.
- Portul. Olerac. sem.*, diarrhoea. P. G. Costiveness. G. N.
- Prun. sylv. R.*, costiveness. P. G. Diarrhoea. G. N.
- Psyll. sem.*, diarrhoea with rumbling in the bowels. Dysentery.
- Psyll. sem. tostum*, diarrhoea. TONF.
- Pulsat.*, diarrhoea.
- Pyrethr.*, dysentery. Diarrhoea. P. accompanied by emaciation. N.
- Quass. R.*, dysentery. P. G. N.
- Ranunc. bulb.*, costiveness. Diarrhoea. P.
- Ranunc. lanug. fol.*, dysentery. Tenesmus.
- Ranunc. lanug. rad.*, tenesmus. Stoppage of stool and urine in abscess of the bladder.
- Raphani sem.*, diarrhoea with vomiting 4 times 28.
- Rheum Sinense*, mucous diarrhoea. P. G. Dysentery. G. N. (G. roasted, 8 times 24.)
- Rhus Coriar.*, chronic diarrhoea. Dysentery. G. N.
- Bilious diseases. TONF.
- Rhus Toxic.*, diarrhoea. P. G.
- Ricini fol.*, mucous evacuations.
- Ricini ol. R.*, as purging, R.
- Ricini rad. cort.*, an Indian purgative.
- Rosar. rubr. sem.*, tenesmus. G. N. (G. with fever.)
- Rosmarin.*, tenesmus.
- Rottlera tinct.*, costiveness. G. N. Diarrhoea and Tenesmus. P.
- Rubia Munj.*, tenesmus (when complicated with dysury. N.) Dysentery. P. G. N.
- Ruku tinctor.*, diarrhoea. P. G. (colliquate 12 times, N.)
- Rumex B e j b u n d*, tenesmus.
- Sabina*, diarrhoea. P.
- Sagapen.*, costiveness. P.
- Sago*, periodical diarrhoea. Dysentery (in ♀, N).
- S a h a n s e b e d*, dysentery; with and without internal heat. M. and R. Diarrhoea and tenesmus. P. G. N.
- Salvad. Ind. fol.*, purging. R.
- Salv. aff.*, dysentery. M. and R.
- Sandarac.*, obstinate diarrhoea; (colliquate, 4 times, N.) Costiveness. P.
- Santal. alb.*, diarrhoea. P.
- Sapindi emarg. fruct.*, costiveness. G. N.
- Sapindi ligni cort.*, diarrhoea with or without vomiting. Costiveness. P.
- Sapii Ind. nuc. cort.*, tenesmus.
- Sapii Ind. sem.*, diarrhoea. Tenesmus. P. G. Dysentery. P. G. N.
- Sarsaparilla*, diarrhoea. P. G. Dysentery. P. G. N.
- Scammon.*, costiveness. Stoppage of the stools and suppression of urine. G. N.

- Scorpion.*, diarrhoea. Tenesmus. P. O.  
*Sebest.*, diarrhoea. Diseases of the bile. ТОНР.  
*Secale corn.*, diarrhoea. G. N. Tenesmus. P.  
*Selen.*, tenesmus. P. G. (I. T.) M. & N. 30. Diarrhoea. G. Costiveness. P.  
*Senecio Musuca*, diarrhoea and dysentery. P.  
*Sepia os*, lientery.  
*Sepia succ.*, dysentery. P. G. (chronic). Costiveness. G. N.  
*Serpent. exuv.*, dysentery. Diarrh. G. N.  
*Sialikand*, costiveness. P.  
*Sid. rad.*, chronic diarrhoea.  
*Sid. sem.*, dysentery. P.  
*Silic.*, dysentery. P.  
*Sisymb. Soph.*, costiveness. Diarrh. P.  
*Smalt.*, costiveness. P.  
*Smilax China*, costiveness. G. N.  
*Solan. Jacqu. fruct.*, dysentery. Diarrhoea. P. G. N.  
*Solan. Jacqu. rad. cort.*, diarrhoea and colic. P.  
*Solan. nigr.*, costiveness. Tenesmus. P.  
*Spigel. anthelm.* T., diarrhoea. P. (G. in worm-fever.) Tenesmus and dysury. 4 times. Dysentery. G. N. (G. in fever.)  
*Spong. mar. usta*, costiveness with fever.  
*Stann.*, diarrhoea and dysentery. P.  
*Stephisagr.*, diarrhoea. P. Purulent diarrhoea. G.  
*Stinc. mar.*, costiveness. P.  
*Stachad. Arab.*, diarrhoea. P.  
*Stromt.*, diarrhoea with griping and scybalous stools. N.  
*Strychn. faba St. Ign.*, costiveness. Tenesmus. P.  
*Strychn. nux vom.*, diarrhoea. G. N.  
*Sulph.*, diarrhoea. P.  
*Sung e Burres*, diarrhoea. Tenesmus.  
*Tabaco.*, obstinate constipation.  
*Tabashtir*, diarrhoea. P. G.  
*Talc. alb.*, diarrhoea. G. N., G. with emaciation.  
*Talc. nigr.*, purgings. Costiveness with inflation (meteorism).  
*Tamaric. Ind. galla*, costiveness. G. N.  
*Tamariad.*, diarrhoea. P. G.  
*Tarax.*, diarrhoea.  
*Terebinthi sem.*, diarrhoea. P. G. N. Costiveness. G. N.  
*Terebinth. spir.*, diarrhoea. P.  
*Tetranth. apot.*, diarrhoea. P.  
*Thuj. occident. T.*, dysentery. P.  
*Thuj. orient. sem.*, tenesmus. P.  
*Tigrin.*, tenesmus. P.  
*Trianth. pentandr. alb.*, diarrhoea and tenesmus. P. G.  
*Trianth. pentandr. nig.*, tenesmus. P. G. N. Costiveness. G. N.  
*Tuber. ctibar. nig. conserva*, diarrhoea, dysentery, and tenesmus. G. N.  
*Turpeth.*, diarrh. Dysentery. 4 times 12. With *Ipom. car.*, mucous evacuations. P. R. The white internal part of this root removed tenesmus. 12 times. In ♀, muco-purulent discharge with the urine and stools. P. (M. and N.)  
*Umbellif. Butaseri*, tenesmus. P.  
*Unguis odorat.*, diarrhoea. P. G.  
*Urtic. dioic. fl.*, costiveness. Diarrh. P.  
*Uva passa maj.*, dysentery with erratic swellings, dry tongue, want of appetite, and excessive debility. (The raisins to be chewed.)  
*Uva ursi*, diarrhoea with colic. Costiveness. G. N. Dysentery. P.  
*Valer. sybo.*, lientery. P. G. Diarrh. G. N.  
*Vanill. T.*, dysentery. 12 times 36. (4 times 28. N.) Costiveness. G. N.  
*Verbasci rad.*, diarrhoea. P. G. Tenesmus. P. G. N.  
*Verben. Lahor. herba*, tenesmus. P. G. N.  
*Verben. Lahor. sem.*, tenesmus. P. G. N. Dysentery. P.

*Vinc. min. fl.*, tenesm. Costiveness. *P.*  
*Viola rep.*, costiveness. Scybalous stools.  
*Viol. rad.*, diarrhœa. *P.*  
*Viol. tricol.*, dysentery. *G. N.*  
*Vit. Neg.*, diarrhœa. *P. G.* Stoppage  
of stools and suppression of urine.  
Tenesmus. *P. G. N.* Dysentery. *G. N.*  
*Vitri fel.*, diarrhœa. *P. G.*, also with  
vomiting. Dysentery. *P. G. N.*  
*Warburgi tinctura antifebr.*, dysentery.  
*Xanthoxyl. sem.*, costiveness. *P.*  
*Zedoar. Zer.*, diarrhœa. *P. G. N.*  
Dysentery in tenesmus. *P.*  
*Zinc. iod. amygd.*, tenesmus.  
Dysentery. 12 times. 4 times 28.  
*Zinc. sulph.*, diarrhœa. Dysentery. *P.*  
*Zingib. off.*, costiveness. Four parts of  
ginger mixed with one part of white  
poppy-seeds, administered in larger  
or smaller doses, according to cir-  
cumstances, is an Indian remedy  
for dysentery.  
*Zyzyph. Jujuba*, dysentery.  
Diarrhœa. *P. G.* (colliquative,  
12 times. *N.*)  
*Zyzyph. vulg.*, diarrhœa. *P. G.*, also  
aggravating. (?)

BOWELS—OBSTRUCTIONS OF THE,

—  
*Aloë succotr. v. Myrrh.*  
*Ambra gris.*, obstructions.  
*Argent.*, obstructions.  
*Bdellii gummi* *℞.*, vague and painful  
obstructions in the bowels. *M. and E.*  
*Herb. Lyc. Res.*, obstruction and  
swelling of the abdomen.  
*Bezoard. min.* painful obstruction of  
the abdomen. *M. and E.* 12 times.  
*Borax, v. Myrrha*  
*Butœa frond. gummi*, obstruction with  
indigestion.  
*Camel. coagul.*, obstructions of the  
abdomen and spleen.

*Camph. Cannab. sem.* (emulsion), ob-  
struction with indigestion, tenes-  
mus, &c.  
*Capill. Ven.*, hardness of the abdomen  
with obstruction.  
*Cass. Fistula*, obstructions.  
*Cass. lign.*, obstr. in the bowels. *TOUR.*  
*Cass. lign. fol.*, obstructions of the  
upper and lower parts of the ali-  
mentary canal and the spleen, with  
costiveness.  
*Celastr.*, painful obstruction of the  
abdomen with meteorism.  
*Cichor. fol. rad. & sem.*, obstructions.  
*Coccul.*, obstructions with pain in the  
side.  
*Colocynth. rad.*, obstruction.  
*Corchor. fruticos.*, obstruction with  
habitual diarrhœa. *℞ sol.* at 3 days  
interval, 20.  
*Creos.*, errant (vague) obstruction.  
*Cuscut. monogyn. sem.*, obstructions.  
*Cycad. revol. sem.*, obstructions with  
swelling.  
*Daphne Sunnerkat*, obstructions.  
*Daron.*, hardness of the abdomen  
with internal heat. *M. and E.*  
*Datiec. Cannab. sem.*, vague obstructions.  
*Elater.*, obstructions of the abdomen  
and the spleen.  
*Fenic. rad.*, obstructions.  
*Fritill. cirrh.*, vague obstructions.  
*Gagerming*, vague obstruction.  
*Gmel. Asiat.*, obstruction with indi-  
gestion.  
*Grewia Asiat.*, obstructions.  
*Harmala Ruta*, obstructions.  
*Hernod. amar.*, obstructions with eos-  
tiveness.  
*Hernod. dulc.*, obstruction with affec-  
tions of the stomach. *M. and E.*  
*Ipom. dasyep.*, obstruction of the  
abdomen. Vague obstruction in  
the region of the umbilicus.



*Laws. inerm. deobstruens.* ТОФ.  
*Lichen odorif.*, obstructions.  
*Lign. sanct.*, hardness of the abdomen. P.  
*Malva*, obstructions. ТОФ.  
*Manna Calabr.*, obstructions.  
*Melia Ased. cort.*, obstructions. ТОФ.  
*Melia semperv. sem.*, obstructions.  
*Myrrha*, with aloës, borax and raw sugar, prepared in pills, is administered in different chronic abdominal affections, and is a common remedy of the Arab physicians.  
*Nardost.*, obstructions. P. G.  
*Olib. Ind.*, painful obstructions.  
*Origan. vulg.* obstructions.  
*Phas. radiat.*, obstructions. ТОФ.  
*Polygon. Sekour*, abdominal obstruction with internal burning.  
*Portul. Olerac. sem.*, obstructions with fever. M. and E.  
*Ranunc. lanug. fol. et rad.*, abdominal obstruction.  
*Ricini fol.*, obstructions. ТОФ.  
*Rosar. rubr. fl.*, obstructions. ТОФ.  
*Rubia Munj.*, obstructions. P. G.  
*Sagapan.*, obstructions with flatulency.  
*Sep. succ.*, obstructions with inflation (meteorism) and costiveness. M. & E.  
*Solan. Jacqu. fruct.*, painful obstruction about the umbilicus. M. and E.  
*Spharanth. Ind.*, abdominal obstruction. ТОФ.  
*Storax liqu.*, obstruction.  
*Sulph. Auliasar*, enlargement of the abdomen. (V. Diseases of children and females.)  
*Tabashir*, obstruction.  
*Turpath.*, obstruction. ТОФ.  
*Urtic. dioic. fl.*, obstruction.  
*Vespar. mel.*, obstruction in the region of the umbilicus. M. and E.  
*Villars. Nymph.*, obstructions.  
*Vit. Neg.*, obstruction.

BRAIN — HEART — MIND — NERVES — DISORDERS OF; AS APPARENT DEATH, APOPLEXY, ANXIETY, INTOXICATION, STUPOR, FAINTING, DELIRIUM TREMENS, &c. (V. also headache.)

*Abelm. Mosch. sem.*, cordial. ТОФ.  
*Acac. Cab. fol.*, stupor with fever.  
*Agar. a.*, pain in the heart, aggravated by respiration. P.  
*Ambr. gr.*, faintings; cordial. ТОФ.  
*Amm. mur. spir.*, stupor; both to smell at and to be taken internally. E.  
*Amygd. am.*, intoxication and stupor. (Crapula) surfeit (the emulsion.) E.  
*Anac. cr.*, stupor. G. The nuts roasted with honey and butter; the latter strained off and put into the ears in stupor. E.  
*Areca Cat. nuc.*, cordial. ТОФ.  
*Argem. Mex. succ.*, torpor. P.  
*Arg. nitri fus.*, intoxication with visible subsultus of the stomach. Delirium tremens.  
*Arsen.*, intoxication. P.  
*Arum camp.*, removed stupor, by causing vomiting.  
*Asa f.*, intoxication. P. Atonic diseases of the nervous functions, particularly of the brain. ТОФ.  
*Aspid. fol.*, intoxication. P.  
*Baln.*, the cold douche may be applied with advantage in affections produced by carbonic-acid gas.  
*Bar. ac.*, oppression, with asthma and spinal pain.  
*Bebeerine*, delirium. Congestion of the brain. P.  
*Bellad. extr.*, apoplexy. P.  
*Bign. Ind. sem.*, intoxication and drowsiness. P.  
*Bovist.*, oppression and suffocation from carbonic-acid gas.

*Bryon.*, stitching pains in the region of the heart.

*But. fr. gummi*, intoxication.  $\rho$ .

*Cact. Tor succ.*, apoplexy.  $\rho$ .

*Calam. ar.*, deficiency of heart (scardie); as if from want of words.  $\mu$ . 16.

*Calor*, the application of warmth in apparent death. (v. Vol. I. of this work : Faqueer Haridas's resuscitation, page 127.)

*Calotr. gig.*, stupor with diarrhœa.

*Cann. Ind. hb.*, exhilarating.

*Cap. Ven.*, anxiety, with general pain. Hypochondriasis, &c.

*Carniol. u.* (as also precious stones in general), acts as a cordial.  $\text{To}\mu\text{p}$ .

*Cass. lign. fol.*, pain in the region of the heart. Anxiety with perspiration and transient heat.  $\rho$ .

*Caut.*, heartburn, and strong pulsation of the heart.

*Celastr.*, apoplexy.

*Chel. maj.*, intoxication in morning.  $\rho$ .

*Cherayta*, cordial.  $\text{To}\mu\text{p}$ .

*Chlor gas*, mixed with atmospheric air,  $\frac{1}{3}$ —50 cubic inches, is a well known excitant of respiration in apparent death.

*Chlorof.*, neuralgia.  $\mu$ .

*Churrus*, stupefies.

*Cinnam.*, oppression with giddiness and feebleness. Exhilarating.  $\text{To}\mu\text{p}$ .

*Coceul.*, apoplexy.

*Coff. Ar.*, neuralgia.

*Compos. Pokermool*, stupor.

*Cono. arg.*, strengthening brain and nerves.  $\text{To}\mu\text{p}$ .

*Cop. bals.*, heartburn.  $\rho$ .

*Coriand.*, violent pulsation of the heart. A few coriander seeds, with the heads of seven common flies (*Myocephala*), rubbed together and administered internally, is an Indian medicine used in delirium.  $\mu$ .

*Cornu c. a. u.*, stupor with fever.

*Cost. Arab.*, strengthens the brain and the nerves.  $\text{To}\mu\text{p}$ .

*Cost. n. Cashm.*, stupor in consequence of poisonous stings or bites. 12 times.

*Croc. sat.*, stupor. Fainting. Cordial.  $\text{To}\mu\text{p}$ .

*Cucarb. Lag.*, nervous affections of the brain.

*Cupr. carb.*, languor with muscular contractions after exertion.

*Cusc.*, stupor with febrile shivering. 4 times.

*Cycl. Eur.*, stupor, and intoxication with headache.

*Daron.*, fainting.  $\rho$ . Cordial.  $\text{To}\mu\text{p}$ .

*Dat. Stram.*, comatose drowsiness, with dilated pupils and natural respiration.  $\rho$ .

*Delphin. paucifl.*, cordial.  $\text{To}\mu\text{p}$ .

*Diorit.*, anxiety.  $\rho$ .

*Dracoceph. Royl.*, cordial.  $\text{To}\mu\text{p}$ .

*Dulc.*, stupefaction.  $\rho$ .

*Elater.*, apoplexy.

*Eleagn. ang.*, oppression.

*Euphorb. long.*, oppression.  $\rho$ .  $\sigma$ .

*Euphras.*, diziness of the head, as after intoxication.  $\rho$ .

*Fagon. Arab.*, intoxication in the morning.  $\rho$ .

*Fic. Ind.*, intoxication with giddiness in the afternoon.  $\mu$ . and  $\mu$ .

*Fœnic. rad.*, stupor.

*Galena*, languor with heat and giddiness.  $\mu$ . and  $\mu$ .

*Galvanism*, nervous debility.

*Gard. dum.*, intoxication in the morning, with headache.  $\rho$ .

*Gmel. Asiat.*, periodical faintings.

*Guil. Bond.*, prejudicial consequences of drunkenness. Intoxication with troubled vision in  $\rho$ .

*Harm. Ruta*, intoxication and stupor.

- Herac. div.*, oppression & hypoch. P.  
*Holarrh. pub.*, intoxication. P., and removed chronic periodical stupor with headache.  
*Jasm. fl.*, apoplexy. ТОНФ.  
*Jatr. Curc.*, delirium with insensibility. P.  
*Kali hydrocyan.*, intoxication. P. G.  
*Kimo gummi*, stupor.  
*Kunkolmirch*, anxiety.  
*Lepor. sanguis*, apoplexy. ТОНФ.  
*Lich. od.*, cordial. ТОНФ.  
*Lim. Lowr.*, disorders of the brain and the nervous functions. ТОНФ.  
*Lup. fel.*, stupor, P., which only vinegar can remove. ТОНФ.  
*Lupul. Hum.*, faintings.  
*Macis*, stupor. P.  
*Malv. mont.*, stupor. P.  
*Mantrag.*, stupor. P.  
*Maranth. fec.*, stupefaction. P.  
*Mind. spir.*, in doses of from half an ounce to an ounce, to relieve drunkenness (surfeit.) P.  
*Morph. ac.*, disorders of the nervous functions.  
*Mosch. nuz.*, oppression, intoxication, and heaviness of the head. P.  
*Moschus*, cordial. ТОНФ.  
*Myrod. Embi.*, cordial. ТОНФ.  
*Nard.*, strengthening the brain and nerves (nervinum). ТОНФ.  
*Nel. spec.*, cordial. ТОНФ.  
*Ner. Odor. rad. mont.*, stupefaction. P.  
*Ocim. pil.*, oppression.  
*Ocim. sanct. sem.*, strengthening the nerves, brain and heart. ТОНФ.  
*Op. pur.*, stupefying. Apoplexy. ТОНФ. (v. Mental disorders.)  
*Opop.*, impaired sensibility.  
*Or. ac.*, stupor. Apoplexy. Fainting. P.  
*Phas. acon.*, stupor and oppression with fever. 12 times. (v. In Vol. I. of this work, page 130, the applica-  
tion of it, as a warm poultice, to the head, for the revival of the Faqueer Haridas from apparent death.)  
*Phys. Aikakengi*, stupefaction. P.  
*Phys. flex. Lah.*, a stupefactive medicine.  
*Piscin.*, v. Diseases of children.  
*Polyg. molle*, stupor.  
*Primula veris*, affections of brain. (v. Mat. Med.)  
*Pulsat.*, stupor.  
*Ran. lan. rad.*, intoxication. P.  
*Res. Pisi*, clearing the brain. ТОНФ.  
*Rhus. Cor.*, cordial. ТОНФ.  
*Rosar. r. fl.*, faintings. ТОНФ.  
*Rosmar.*, nervous affections. Apoplexy and stupor. P.  
*Rub. Munj.*, intoxication. P. Oppression with headache. P.  
*Rumex. ac.*, heartburn.  
*Sahansbed*, anxiety, with febrile excitement.  
*Salap*, anxiety and oppression at noon-time with subsultus of the stomach, after an old bite from a serpent.  
*Salv. off.*, tonic.  
*Santal. a.*, cordial. ТОНФ.  
*Saphirus*, faintings. P. (v. Mat. Med.)  
*Sapind. em.*, intoxication. P.  
*Sel.*, relieves injurious effects of spirituous liquors.  
*Sep. succ.*, faintings with ague.  
*Serp. azw.*, with sal-ammoniac; oppression and exhaustion from the heat of the sun. (One dose every second day, continued for two months at least.)  
*Sil.*, languor with pricking pains.  
*Sinap.*, apoplexy. ТОНФ.  
*Sieymbr. Trio*, intoxication. P.  
*Sol. Jacqu.*, apoplexy.  
*Spig. anth. hb.*, stupeficient. Violent and visible pulsations of the heart. П.  
*Staph.*, apoplexy.

*Stoech. Arab.*, disorders of the nervous functions, and of the brain. ТОФХ.  
*Stront. n.*, faintings.  
*Strychnine*, giddiness, with headache, after immoderate drinking of spirits.  
*Strych. f. St. Ign.*, oppression, fainting, and insensibility after stupefying poisons.  
*Strych. nux vom.*, oppression, with cough and asthma. Ill effects from spirituous liquors. Stupor, like that of intoxication. P.  
*Strych. pot.*, stupor and fever. P.  
*Suber (Querc.)* intoxication. P.  
*Succin.*, cordial. ТОФХ.  
*Tabacc.*, delirium tremens. P. Stabbing pains extending from the region of the heart to the spine.  
*T a b a s h i r*, cordial. ТОФХ.  
*Tarax. rad.*, oppression.  
*Thym. v.*, headache, with stupor and intoxication after immoderate drinking. Oppression. P.  
*Turpet. H.*, languor and vomiting. P.  
*Ultram.*, oppression with hypochondriasis and indigestion.  
*Umb. Butazeri*, affections of the brain and the nervous functions. P.  
 Worn as an amulet is a Cashmerean remedy.  
*Urtic. dioic. fl.*, delirium. P.  
*Uva. passa maj.*, oppression, with exhaustion.  
*Val. sylv.*, excessive sensibility of the nerves.

BREAST (FEMALE), v. Females, diseases of,

BREATH—OFFENSIVE.

*Ajouain*

*Ambra. gr.*

*Areca. Cat. nux*

*Cardam. maj. and min.*

*Caryoph. arom.*

*Croc. sat.*

*Cyp. long.*

*Galanga*

*Lepid. sat.*

*Macis* ТОФХ.

*Nardost.* ТОФХ.

*Nitric. ac.*

*Petrosel.*

*Pistac.* ТОФХ.

*Psyll. sem.*

*Xanthoryl.* ТОФХ.

BRONCHITIS, v. Affections of the throat, &c.

BRONCHOCELE, v. Glands—diseases of, &c.

BRUISE, v. Violence, &c.

BULIMIA, v. Stomach—diseases of,

BURNING AND PRICKING OF THE SKIN, v. Skin-diseases.

BURNING HEAT—INTERNAL, SENSATIONS OF,

*Acac. succ.*, burning in the chest. P.

*Acon. Nap. ext.*, internal burning.

*Agar. a.*, burning in the stomach.

*Alcanna*, internal burning with pain. P.

*Antim. sulph. r.*, burning in the head, with affection of the eyes.

*Areca Cat. v. Camph.*

*Astrag. Dra b*, internal burning. P.

*Calc. citrat.*, burning in the head.

*Carbo veg.*, internal burning with fever and pains.

*Cera citr.*, burning in the chest. P.

(v. Skin diseases.)

*Chelid. maj.*, internal burning. P. G.

*Chenop. a.*, internal burning.

*Daron.*, internal burning.

*Doodes a*, internal burning.

(v. Skin diseases.)

*Fici Car. sem.*, universal burning sensations. *r.*

*Glin. dict.*, internal burning.

*Grew. Asiat.*, internal burning sensation. *r. g.* (v. Skin diseases.)

*Jatropha Curc.*, burning in the mouth and throat. *r.*

*Mango*, excessive use of; universal burning sensations. *r.*

*Mango nucl.*, burning during the day, with chilliness by night. *r.*

*Nep. salv. rad.*, internal burning. *r.*

*Ozal. Acet.*, burning of the forehead. (v. Skin diseases.)

*Serp. azw.* (v. Skin diseases.)

*Smil. China*, internal burning.

*Solan. Jacqu. fr.*, internal burning. *r.*

*Spinac. tetr.*, intern. burning, with fever.

*Tabacc.*, internal burning.

*Taiçi albi.*, internal burning.

*Verbena Lahor.*, internal burning.

#### BURNS, SCALDS, AND CHILBLAINS.

*Althæa*, with olive oil, applied in burns. *r.*

*Aqua phagad.*, lint dipped in and sprinkled with powdered rhubarb as an application in suppurating burns. *r.*

*Arg. nitric. fus.*, marks from scalds, and white scars. *m. 40.* Touching with lunar caustic or its solution (half a drachm or one drachm to one ounce of distilled water) in burns. *r.*

*Arsen.*, burns.

*Butyr. rec.*, or cream applied on fresh scalds, and licked immediately by a dog. This process repeated at short intervals, was, in Lahore, the mode of cure adopted by the workmen at the gunpowder manufactory, a proceeding which brought to my mind the history of Lazarus, whose ulcers

on the feet, are said to have been healed by the licking of dogs.

*Calcis chlorat. sol.*, application with lint in burns. *r.*

*Carbones*, burns.

*Collod.*, application in scalds. *r.*

*Creos. liniment.* (five to ten drops to one ounce of olive-oil), in burns and chilblains. *r.*

*Datur. Stram.*, ointment from the leaves, in scalds. *r.*

*Dotich. prur.* (?)

*Gossyp.*, raw cotton after the application of flour, gypsum, rhubarb, &c., to burns. *r.*

*Lawson. inerm.*, applied with water in chilblains. (v. Vol. I. p. 4.)

*Malva*, burns. *TOPH.*

*Terobinth. ol.*, applied. *r.*

#### CACHEXY (disordered habit of body), AND UNNATURAL LONGINGS. (*Pica*).

*Ajuga. dec.*, desire for extraordinary things; as lime, coals, earth, &c.

*Ars. sod.*, cachexy.

*Belemn.*, desire for earth, &c.

*Bism. mag.*, cachexy.

*Carniol. u.*, cachexy.

*Cascar.*, cachexy.

*Chel. maj.*, cachexy.

*Chiu. cort.*, cachexy (after pulsatilla has been previously given.)

*Cich. rad.*, desire for earth.

*Cubeb.*, desire for extraordinary things.

*Cycad. revol. sem.*, cachexy.

*Ferr. sulph. v. Kali carb.* and *Myrobal.*

*Gagering*, cachexy.

*Herac. diversifol.*, cachexy.

*Iod.*, desire for earth.

*Kali. carb.*, with sulphate of iron and mucilage of gum arabic (in the form of pills) is administered by English physicians in Cachexy.

*Kali sulph.*, desire for clay-earth. *κ.*  
*Lim. Laur.*, cachexy.  
*Melandr. triste*, cachexy.  
*Mimos Pud. sem.*, cachexy.  
*Myrob. Beller.*, *Myrob. Embl.*, each one ounce; *Pip. longi*, *Pip. n.*, each half an ounce; powdered, and *Mart. alcoh.* 4 ounces, are triturated in an iron vessel with 18 ounces of curdled milk, for three days, and afterwards made into 5 grain pills. The dose is two pills every morning; milk should be drunk afterwards; and oily food must be avoided during this treatment. This is the mode of cure used by the astrologer of the late Court of Lahore, *Pundet Radakishen*, who pretended to have cured by it many cases of cachexy in both sexes, infants and adults (the cure being effected in about six weeks).  
*Myrob.*, *v. Vit. Neg.*  
*Polyp. Sèkour*, cachexy.  
*Pulsatilla*, cachexy.  
*Rosmarinus*, cachexy.  
*Spigel. anthelm.*, cachexy.  
*Vitex Neg.*, young sprouts are bruised and boiled, then strained, and evaporated to the consistence of a syrup; an equal quantity of honey being then added, they are again boiled and strained; and afterwards as much *Myrob. Beller.*, and *Embl.*, are mixed with them as is necessary to form a convenient electuary. This was for some time a nostrum of a faqueer in Lahore, who is said to have healed many persons by it in a very short time. According to the constitution of the patient, he ordered from half a drachm to a drachm of it, to be taken twice or thrice a day.

*Vitri fel*, longings for extraordinary things.

*Xanthox. fr.*, longings for earth.

CALVES—HARDNESS OF THE,

*Mantis nidul.*

CANCER, *v.* Ulcers.

CARBUNGLE, *v.* Mortification.

CARDIALGIA, *v.* Stomach—diseases of,

CARIES, *v.* Bone—affections of,

CATALEPSY, *v.* Spasms, &c.

CATARACT, *v.* Eyes—diseases of,

CATARRHS, CORYZA (COLDS), INFLUENZA, &c.

*Alth. fl.*, catarrh in opium-eaters.

*Alth. rad.*, catarrh of nose and lungs.

*Anac. or.*, *v. Pip. long.*

*Ars.*, pulmonary catarrh. Influenza. (*v. Dulc.*)

*Arum Colocass.*, catarrh with and without fever; runnings from the eyes and nose.

*Aurant. dulc. flav.*, coryza with indigestion.

*Avell. nux.*, a worm-eaten hazel-nut is emptied through the hole by a needle, and some mercury put into it; the hole is then sealed up, and the nut stitched in a piece of cloth and fastened on a cord, is worn as an amulet on the naked body for six weeks; at the end of which time the cure of an habitual catarrh is effected, and it will never re-appear (?)—so it is said in Constantinople.

*Balausta*, coryza.

*Baln.*, cold baths in catarrhal affectns. *κ.*

*Baryta*, chronic catarrhs.

*Bistorta*, pulmonary catarrh. Coryza.

*Bomb. hept. gummi*, catarrh. *ρ.*

*Camp. Ugn.*, coryza.

*Camph.*, influenza.

- Cassia Kharu. N.*, coryza.  
*Cass. Tora*, coryza with sneezing and headache.  
*Cataract.*, catarrh with confused sight. M. 80.  
*Cetac. ol.*, catarrh. P. G. Soap prepared from this oil in coryza and chronic catarrh of the lungs.  
*Chenop. a. sem.*, catarrh with ophthalmia and pain in the temples.  
*Con. extr.*, chronic catarrh of an opium-eater. M. and N. 60.  
*Cop. bals.*, chronic catarrh.  
*Croos.*, chronic catarrh. Coryza with sneezing. Influenza.  
*Croc. sat.*, mucous pectoral catarrh.  
*Cubeba*, long standing coryza.  
*Cupr. nux.*, coryza with hemicrania.  
*Curc. longa*, catarrh with pains of the calves.  
*Datisc. Cannab. sem.*, coryza.  
*Dat. Stram.*, v. *Pip. long.*  
*Deals.* Root for *stetula*, pulmonary mucous catarrh with rheumatic pains and burning of the palms.  
*Delphin. paucifl.*, coryza. Catarrh. P.  
*Drac. sangu.*, catarrh.  
*Dulc.*, influenza. (A. Ars., glanders in horses. M. and N.)  
*Eug. Jambol.*, catarrhs.  
*Eug. Jambol. cort. succ.* (H.) pect. mucous catarrh with rheumatic pains.  
*Euph. gummi*, catarrh with pain of the chest.  
*Euph. thymifol.*, mucous pect. catarrh.  
*Euphras.*, mucous pectoral catarrh.  
*Evolv.*, coryza.  
*Gard. dumet.*, coryza.  
*Glin. dictamn.*, catarrh. P. G.  
*Harm. Ruta*, coryza with running of the eyes.  
*Heracel. diversifol.*, mucous pect. catarrh.  
*Hollow. pill. sol.*, mucous pect. catarrh.  
*Hyosc. n. extr.*, v. *Plumb. ac.*  
*Hyosc. n. fol.*, catarrh with hæmorrhoids.  
*Indig.*, catarrh and coryza.  
*Jasm. fl.*, mucous pectoral catarrh.  
*Jatropha Curc.*, coryza with sneezing.  
*Kino gummi*, catarrh & ophthalmia. P.  
*Lamin. sacch.*, pectoral catarrh. P.  
*Leat. sat.*, pectoral catarrh.  
*Lini sem.*, catarrh with fever and rheumatic pains. Influenza. N.  
*Magn. carb.*, catarrhal affections of the eyes, and toothache.  
*Magnet. lap.*, catarrh.  
*Malvac. Todrea*, coryza with dry throat.  
*Manna Hed. Alh.*, coryza. P.  
*Marrub. a.* (H.) coryza with catarrh of the bladder.  
*Mastix*, catarrhs.  
*Melle semp. sem.*, pect. mucous catarrh.  
*Merc. subl. corr.*, v. *Tabashir.*  
*Mimos. Pud. siliq.*, pectoral mucous catarrh.  
*Myrob. compositio*, (called *Trifel Zemani*), employed by the Hakims for habitual catarrh. N.  
*Myrt. bacc.*, catarrhal cough. Catarrh of the eyes and nose. P.  
*Natr. sulph.*, coryza with sneezing.  
*Nelumb. spec.*, pectoral mucous catarrh.  
*Nerium antidys.*, pectoral catarrh.  
*Nigell. sat. sem.*, pectoral catarrh.  
*Nitric. ac.*, coryza.  
*Nycterin.*, coryza.  
*Ocim. alb.*, pectoral catarrh. 4 times 28.  
*Ocim. sanct. rad.*, coryza. Catarrh with muco-purulent expectoration.  
*Onosm. macr. fl. & rad.*, catarrhs. P. G. M.  
*Op. pur.*, chronic catarrhs.  
*Oryza rubra*, catarrhal cough, with obstruction in the nose.  
*Ozal. ac.*, catarrh.  
*Pastinaca Secacul*, coryza and catarrhs. P. G.

*Petrol.*, catarrh.  
*Phall. escul.*, coryza. P.  
*Phas. radiat.*, catarrh.  
*Phell. aqu. sem.*, chronic catarrhs. R.  
*Phosph.*, influenza.  
*Phys. flex. sem.*, catarrh. P.  
*Pip. a.*, mucous pectoral catarrh.  
*Pip. long.*, coryza and catarrh. P. G.  
 Pills of *Anacard. or. sem.*, *Dat. Stram.*, and *Piper long.*, removed a chronic catarrh, accompanied by headache, confused vision, and dyspnoea.  
*Piscin.*, chronic catarrhs. Coryza. P.  
*Piz. n. liqu.* (H.) catarrhal heaviness of the head.  
*Plumbi ac.* with *extr. hyosc. n.*, in my former practice has sometimes been of service in chronic catarrh of lungs.  
*Posonia corall.*, mucous pect. catarrh.  
*Pyrethr.*, mucous pectoral catarrh.  
*Ranuncul.*, pulmonary catarrh.  
*Rhus. Cor.*, catarrh. P.  
*Ricini fol.*, sneezing, coryza and catarrh. P.  
*Rottl. t.*, coryza and headache. P.  
*Rub. Munj.*, catarrh and coryza. G. N.  
*Ruku t.*, catarrh. P. G.  
*Sagap.* catarrh.  
*Sago*, coryza. P.  
*Sabo. off.*, influenza.  
*Santon. sem.*, coryza with headache.  
*Sapind. em. ligni cort.*, sneezing.  
*Sapind. em. nucl. u.*, in coryza as an errhine. R.  
*Sarcoc.*, catarrhal affections of eyes.  
*Sarsap.*, colds. (v. *Tabashir.*)  
*Saxifraga Peshant*, mucous pulmonary catarrh. Coryza. P. G.  
*Sel.*, coryza. P. G.  
*Senec. Mus.*, coryza. P. G. Catarrhal affection of the head and eyes.  
*Senega*, mucous pulmonary catarrh.  
*Sep. succ.*, coryza.

*Serp. exuv.*, catarrh. P. G.  
*Sil.*, coryza.  
*Spig. anth.*, (H.) catarrh. P. G. Coryza with headache.  
*Spong. u.*, pulmonary catarrh.  
*Squilla*, coryza.  
*Staph.*, coryza.  
*Stach. Arab.*, pulmonary catarrh.  
*Strychn.*, influenza.  
*Strych. f. St. Ign.*, colds.  
*Strych. n. vom.*, colds. Influenza.  
*Sulph.*, coryza with sneezing.  
*Tabashir* with *sem. hyosc. n.*, *Merc. subl. corr.*, and *Sarsap.*, administered as pills, removed a hereditary catarrh, accompanied with pains in the temples, and hardness of hearing (disecioia).  
*Tarax.*, catarrhal headache, with running from the nose. M. 30.  
*Thuja*, coryza with headache.  
*Thym. v.*, catarrhs, old and recent.  
*Ukram.*, coryza with catarrhal inflammatory swellings of the glands. P.  
*Urt. dioic. fl.*, rheumatic toothache.  
*Urt. dioic. rad. cort.*, catarrh with rheumatic pains.  
*Uva ursi*, catarrh of Opiophags (opium eaters).  
*Vanilla* (H.) catarrh.  
*Viol. rep.*, coryza. P. G.  
*Xanth. cort.*, colds. P. G. Mucous pulmonary catarrh and hemicrania.  
*Zed. Zer.*, catarrhal affections of eyes.  
*Zingib. off.*, diseases of the mucous membrane. Nasal catarrh. P.  
*Zyt. Jug.*, catarrh.

CEPHALITIS, v. Headache, &c.  
 CHILBLAINS, v. Burns, &c.  
 CHILDREN—DISEASES OF,

—  
*Ammon. caust. liqu.*, eclampsia.  
 (Internally.) R.



- Anac. or.*, whining and crying of sucking infants with fever.
- Arg. fulm.*, mortality in childhood. (i. e., where there is an apparent predisposition to it in a family.)
- Arg. nit. f.*, mortality in childhood.
- Bellad.*, v. *affections of the nose.*
- Bor.*, thrush, &c.
- Bov.*, mortality in childhood. Consumption in children with diarrh. p. g. It was administered to the wet nurse and also to the child.
- Calc. carb.*, spontaneous luxation in children. (v. *Sulph.*)
- Cannab. Ind.*, v. *Senna fol.*
- Cascar.*, gangrenous soreness of the mouth in children.
- Castor.*, umbilical rupture with colic and crying in infants.
- Cham. v.*, spasms in children. z.
- Chin. cort.*, thrush.
- Coff. Arab.*, crying and whining of infants.
- Cumini sem.*, soreness of the mouth of sucking infants.
- Cupr. sulph.*, small tumours in general of infants.
- Dolich. pr.*, mortality in childhood. (The convalescence began after the use of this medicine, which had caused in the first instance vomiting and purging.)
- Dolich. pr. faba*, involuntary passing of water during night, from irritation of calculi in the bladder.
- Dulc.*, inflammation of the eyes of new-born infants. z.
- Gera. prat.*, hectic fever with enlargement of the abdomen in infants. x. and z. (The mother and the sucking infant both took this medicine; the latter recovered after vomiting, purging, and increase of fever.)
- Kali hydroc.*, atrophy of infants, with frequent vomiting and diarrhœa.
- Lepor.*, involuntary passing of urine during sleep.
- Merc. v.*, inflammation of the testicles of infants.
- Ocim. sanct. rad.*, emaciation of a sucking infant. (The mother had taken this medicine for cough, and the child had an eruption of pustules, which caused its recovery.)
- Onasm. macr. fl.*, soreness of the corners of the mouth, and vesicles of the tongue in infants. p.
- Picrorrh. Kurrooa*, crying and whining of infants with tenesmus.
- Piscin.*, acute hydrocephalus.
- Purgat.*, consumption in children. z.
- Rub. Munj.*, atrophy and marasmus in children.
- Rutha gr. v.* Spasms.
- Sacch. imp.*, inflammation of the mouth and of the throat of an infant. p. (which NI. I. (H.) x. in three consecutive days removed.)
- Sahanssebed*, erupt. of children. z.
- Salvia off.*, diseases of children. z.
- Sec. c.*, crying and whining of infants with emaciation.
- Senna fol.*, pounded together with fresh hemp leaves, and applied to swellings of testicles of children. z.
- Strychn.*, involuntary passing of urine during sleep.
- Strychn. z. com.*, involuntary passing of urine during sleep, from irritation of calculi in the bladder.
- Sulph. citr.*, emaciation of children. z. (H.) sores behind the ears and on the genitals in children. z. a. (every second day) *Calc.*, difficulty in learning to walk in children.
- Testud. ov.*, scrotal hernia of children. z.

*Turp. Conv.*, hereditary ♀, abscess of the testicles of an infant (cured by bursting.)

CHLOROSIS, v. Cachexia, and Females—diseases of,

CHOLERA-MORBUS. \_\_\_\_\_

\**Abrus prec. alb.*

*Aloës succotrina*

*Ammon. citrat. et muriat.*

*Anacard. occident.*

*Andropogon Iwaranchusa* oil frictions. R.

*Angel. rad.*, & *sem.*

*Anthrakokali*

*Aranium*, endermic. (v. Vomiting, *Aranium*)

*Argem. Mexic. sem.*

*Aristoloehea*

\**Arum campanulatum*

*Barler. longifol. sem.*

*Bromelia Ananas*, is said to produce cholera-morbus.

*Caiumba*

*Cannab.*, fibres of the root are said to produce vomiting; they may be tried in cholera?

*Carota semina*

*Caryophylli aromatici*

*Carthami tinct. sem.*

*Cascarilla*

*Cassia alata*

\**Cass. lign. fol.*

*Castoreum*

\**Casterium actuale*, application to the region of the stomach.

*Chelidonium majus*.

*Cinnabaris*, cinnabar six drachms, wax four drachms, should be made into a candle and lighted, and burnt beneath the navel, until one-third is consumed. The result may prove more satisfactory if combustion is carried on within a funnel-shaped instrument. It is said to produce

purging. The patient must, of course, lie on his stomach, and be placed on a bed, perforated, so as to allow the vapour or smoke from the candle to reach the navel.

*Clerodendron infortunatum*

*Coff. Arab.*, fresh roasted, is said to act as a disinfectant.

\**Copal*

*Croscot.*

*Cucurb. Lagen.* (v. Mat. Med.)

*Cyperus longus*

*Cytisus scoparius*

*Delphinium pauciflorum*, TOHF.

*Digitalis purpurea*

*Diorit.* (because the *Sungo Busree*, whose composition is the same, has proved beneficial. (v. Mat. Med.)

*Diosma crenata*

*Dol. prur. radis*

*Doodsea*

*Elaterium*, G. N.

*Electricit.*, v. Galvanism.

\**Galvanism.*, I have already alluded to the importance of this agent in the first volume, page 146. I will only add, that galvanic baths may, perhaps, be useful in this disease. The patient being placed in a warm bath, the conductor of one of the poles is applied to a part of the body under water, whilst that of the other is brought into contact with some other part not immersed.

If a favourable effect is not soon apparent, it may be worth while to reverse the poles. We must not, however, persist in the attempt to cure by magnetism only, but use internal medicines also.

\**Gardenia dumetorum*

*Geranium nodosum*

*Glinus dictamnoides*

*Gratiola*

*Guajaci gummi*  
*Gutta gummi*  
*Helianthes semina*  
*Helleborus foetidus*  
*Ilex aquifolium*  
*Ipomoea dasycarpa*  
*Jugl. nuc. cort. int.*  
*Lepidii sat. sem.*  
*Leucas cephalotes*  
 \* *Luffa am. sem.*  
*Mecconopsis Nepalensis*  
*Melia semp. cort. & sem.*  
*Meloës Tel. (H.) internally and externally.*  
*Mentispermum hirsutum*  
*Mercurialis unguent., friction on the perineum.*  
*Momordica G u g e r v e i*  
*Mori a. rad. cort.*  
*Narcissus bulb.*  
*Nitr. acid., blistering in cholera-morbus. B.*  
 \* *Nymph. semina*  
*Opopanas*  
 \* *Parvira brava*  
*Phallus esculentus, G. N.*  
*Phaseolus aconitifolius*  
*Phenolis gummi*  
*Phys. flex. sem.*  
*Phys. flex. Lah. rad.*

*Piscineum*  
*Pistacia putamina*  
*Piz. n., fumigations of, B.*  
*Plant. maj.*  
*Plumbago Zeyl. rad.*  
*Paeonia corall.*  
*Pulsatilla*  
*Pyrethrum*  
*Rhatania*  
*Ram. Acet.*  
*Rum. B e s j b u n d*  
*Sabadilla*  
*Sabina*  
*Samb. cort. int.*  
*Sapindi lig. cort.*  
*Senega*  
*Sida hb. & sem.*  
*Sinapi ser. with honey, taken warm.*  
*Stincus mar.*  
 \* *S u n g o b u s r e e*  
*Tetranthera apet.*  
*Thym. Serp., G. N.*  
 \* *Thym. v.*  
*Ultramarinum, G. N.*  
*Vanilla. (H.) G. N.*  
*Verbascum*  
*Vincetoxicum*  
*Viol. rad., or Violins*  
*Vitri fel*  
*Zhorabia, B. (v. Mat. Med.)*

Note.—In the preceding list of 106 medicines and remedies, there are 94 without and 12 with \*; the former I have not tested in Cholera, but introduce them from my manual, as worthy of trial. The 12 with \* are those which I proved useful, either in the Epidemic of 1835, or, at a later period, in Sporadic cases of Cholera, at Lahore.

The following 267 I tried, and insert as having failed—

Acac. cort.	Acon. fer.	Ambra. gr.	Ant. sulph. r.
Acac. gummi	Acon. Nap.	Amygd. am.	Ant. tart.
Acac. sem.	All. sat.	Amyl.	Apium grav.
Acet. Vini	Alcoyl.	Anac. or.	Araneum
Achyr. asp. sem.	Alth. fl.	Ant. sulph. n.	Areca Cat. nux

Arg. fulm.	Cetac. ol.	Fici Ind. fol.	Magnes. carb.
Armor.	Cham. v.	Fenic. sem.	Major.
Arn. mont.	Chanmogra od.	Fumaria	Malv. T o d r e e
Ars.	Cherayta	Galanga	Mal. Arm. suc. ins.
Arum Coloc.	Chin. sulph.	Galla Turc.	Mamira K h u t a i
Asari rad.	Cich. fl.	Gard. dum.	Mang. carb.
Asa f.	Cinnam. cort.	Goss. sem.	Mango nucl.
Aurant. cort.	Cleome pent.	Gran. ac. cort.	Man. Hed. Alh.
Aur. n. salamm.	Coag. capræ	Gran. ac. rad.	Manna Pers.
Auripigm.	Cobalt. mur.	Gran. ac. sem.	Mast.
Bar. carb.	Coccin.	Guil. Bond.	Mel. Azed. fol.
Bar. nitr.	Cocc. Ind.	Gund. Zulm sem.	Mel. Azed. gum.
Behen a.	Coc. nux	Gyps. Set selaj.	Mel
Bell.	Coc. Sech.	Harm. Ruta	Menth. pip. $\mathcal{H}$ .
Berb. Lyc. Res	Coff. Ar.	Helict. Isora	Mentha vir.
Berb. chitr. fr.	Coloc.	Hermod. am.	Mori a. fr. $\mathcal{H}$ .
Bez. an.	Comp. Pokerm.	Hermod. dule.	Mosch. nux
Bez. min.	Conv. arg.	Hord. decoct.	Moschus
Bism. mag.	Cop. bals.	Hyosc. n. sem.	Mutella Antig.
Bist.	Corall. r.	Ichthyoc.	Myrob. Bellir.
Bombyc.	Coriandr. sat.	Indig.	Myrob. Cheb.
Bor.	Cost. n. Cashm.	Iod.	Myrob. citr.
Bor. ac.	Croc. sat.	Ipec.	Myrob. Embl.
Bryon.	Crot. Tigl. sem.	Ipom. cœr. sem.	Myrob. n.
But. frond. gummi	Crust. Mahirub.	Jal. Conv.	Myrt. fol.
Cac. Klein.	Cub.	Jal. mirab. rad.	Nardost.
Cal. ar.	Cucum. Mad.	Jatr. Cure.	Natr. mur.
Calc. ac.	Cum. sem.	Kali ferrocyan.	Nel. sp. fl.
Calc. citr.	Cup. mur.	Kali oxym.	Ner. ant.
Calot. gig.	Cup. sulph.	Lacca in gr.	Ner. Od. fol.
Camph.	Cure. longa	Lacca in tab.	Nig. sat. sem.
Cann. Ind. hb.	Cusc. mon.	Lact. sat. sem.	Nitric. ac.
Cannab. Ind. sem.	Cyd. sen.	Lav. aqua dest.	Ocim. Basil. sem.
Canth.	Dact. fr.	Laws. inerm.	Op. pur.
Cap. Ven.	Dact. nucl.	Lepor.	Ovi albumen
Cappar. aph. fr.	Dar.	Lich. odor.	Ox. ac.
Cappar. aph. lign.	Datis. Canb. sem.	Lini sem.	Ox. amm.
Caps. sem.	Dat. Stram. fol.	Liquir. succ.	Pap. a. cap.
Card. maj.	Dracoc. Royl.	Lithanth.	Pap. a. sem.
Card. min.	Dulc.	Locust.	Pap. rh. sem.
Cass. Fist.	Elast. gummi	Luff. am. extr.	Pavia
Cass. lign.	Emb. Rib.	Lup. Hum.	Petros.
Celastr. pan.	Eug. Jambol.	Lyc. hb.	Phosph. ac.
Cera citr.	Fici Car. sem.	Mac.	Phys. Alkekengi

Picrrh. Kurrooa	Sagap.	Sinap.	Tarant.
Pip. long.	Sago	Sisymb. Irio	Tart. ac.
Pip. n.	Salep	Smil. China	Tereb. ol.
Pis. sat.	Salvia	Sol. Jacqu. fr.	Thea vir.
Plectr. ar.	Salv. Moorcroft. s.	Sol. n.	Tragac. gummi
Poligon. linifol.	Santal. a.	Sphær. Ind.	Trib. terr.
Portul. Oler. sem.	Sapind. emarg.	Squilla mar.	Turp. Conv.
Psyll. sem.	Sarcoc.	Stœch. Arab.	Uva Ursi
Rap. sem.	Saxifr. Kolt	Stront. nitr.	Val. sylv.
Rheum tost.	Scamm.	Strychn. St. Ign.	Ver. a.
Rhus Cor.	Scolop.	Strychn. pot.	Vesp. nid.
Rhus Kakrasingh.	Scorp.	Sulph. ac.	Viola rep.
Ric. comm. cort.	Sebest.	Sulph. lac	Vit. Neg.
Ric. comm. rad.	Sec. corn.	Sympl. crat.	Zed. Zer.
Ric. comm. sem.	Senn. fol.	Tab. fol.	Zinci carb.
Ros. rubr. fol.	Sep. ossa	Tab. sem.	Zinc. sulph.
Rottl. tinctor.	Serp. exuv.	T a b a s h i r	Zing. rec.
Rub. Munj.	Sil.	Tamarind.	

## CHOREA, v. Spasms.

## COLDS—DISEASES ARISING FROM,

*Acac. sem.*, v. Palsy.

*Ammoniac. (vapors)*, in aphonia from a cold. *n.*

*Arg. fulm.*, rheumatic pains from cold.

*Aur. nitro-salamm.*, v. Pains.

*Baryt.*, disposition to catching cold, and inflammation of the throat.

*Berb. Lyc.*, rheumatic fever from a cold. *12 times.*

*Bryon.*, disorders arising from taking cold.

*Caps. sem.*, pain in the joints, from a cold. *n.* and *z.*

*Cham. v.*, fever from catching cold.

*Churru s.*, palsy from a cold.

*Cich. sem.*, cough with fever, from catching cold.

*Con.*, predisposition to catch cold. *n.*

*Dulc.*, pain in the joints, from a cold.

*Goss. sem.*, burning and prickling pain, with numbness in the limbs, from colds.

*Grew. As. fr.*, gout (arthritis) from a cold.

*Mac.*, catching cold.

*Major.*, pain in the feet, from a cold.

*Menisp. gl. fav.*, disorders from catching cold.

*Mut. Antig.*, pains from catching cold.

*Myrob. citr.*, heat in the head, with pains in the legs, as if bruised, after a cold. *4 times.*

*Op. mur. ac. comp.*, fever from catching cold. *4 times 12.*

*Physall. Alkekengi*, imperfect paralysis, from cold.

*Rheum Austr.*, acute rheumatism, from cold.

*Sid. sem.*, fever, with pain in the throat and the side of the chest, from cold.

*Strych. n. vom.*, disorders from taking cold.

*Thea vir.*, disorders from taking cold in damp weather.

*Turp. a. int.*, relapse of a periodical hypochondriasis with headache, &c. (from taking cold). 12 times 36.

*Urt. rad. cort.* (?) produces a sensation of warmth.

COLD — SENSATION OF, SHIVERING, (RIGORS,) &c.

*Abr. prec.*, shivering, in a burning fever. P.

*Acac. succ.*, cold of the feet and burning of the head.

*Asac. or.*, continual shivering.

*Anag. caer.*, shivering with subsequent heat.

*Angel. sem.*, cold with fever.

*Argent.*, cold and shuddering.

*Arg. nitric. fus.*, sensation of cold, with diarrhoea. (I. H.)

*Arnica*, shivering. P.

*Asplen. radiat. fol.*, shivering. P.

*Baryt. carb.*, shivering. P.

*Bov.*, shivering.

*But. frond. gummi*, shivering. P.

*Cannab. Ind.*, shivering with thirst.

*Cannab. Ind. Cashm. rad.*, cold affecting various parts (periodical).

*Chel. maj.*, shivering in the morning, with internal heat.

*Chin. sulph.*, shivering.

*Cich. sem.*, shivering.

*Cleom. pent. hb.*, shivering.

*Clerod. inf.*, shivering with subsultus of the stomach.

*Cost. Arab.*, shivering.

*Croc.*, shivering with yawning, and restlessness.

*Cucum. acut. sem.*, shivering. P. G.

*Curcul. orch.*, shivering in temperatures only slightly cold, and sensation of

heat in temperatures but slightly elevated.

*Cuscuta*, sensation of cold with fever.

*Daron.*, sensation of cold on a small part of the cheek.

*Gard. dum.*, shivering in the morning with sweating, even when only lightly covered.

*Gent. rad.*, cold and swollen hands and feet.

*Guil. Bond.*, sensation of cold with fever.

*Ichthyoc.*, shivering with headache, &c.

*Indigof. Anil.*, shivering when the wind blows only very gently.

*Lacca in gr.*, shivering and sensation of cold during great perspiration.

*Lithantr.*, sensation of cold with intermittent fever.

*Lupin. a.*, shivering. P.

*Macis*, shivering.

*Mango sem.*, shivering by night and burning by day. P.

*Op. sulph. sod.*, shivering.

*Ox. ac.*, shivering and coldness with apoplectic habit.

*Pip. Betel fol.*, shivering.

*Santon. sem.* (H.) shuddering and yawning with fever.

*Sarcoc.*, shivering and thirst. P.

*Sep. succ.*, shivering and fever.

*Spig. anth.*, shivering.

*Tabacc.*, universal sensations of cold, with chattering of the teeth.

*Thym. v.*, shivering in fever. In cold feet, warmth. P.

*Umb. Buta xeri*, shivering.

*Urt. dioic. rad. cort.*, warmth. P.

*Valer. sylv.*, shivering and trembling with internal heat.

*Vit. Neg.*, coldness of the fingers and toes on bathing, or on exposure to wind.

*Zingib. off.*, shivering.

**COLIC**, *v.* Flatulency, &c.  
**CONCUSSION**, *v.* Violence, &c.  
**CONSTIPATION**, *v.* Bowels — irregular action of,  
**CONSUMPTION**, *v.* Emaciation, &c.  
**CONTAGIONS**, *v.* their respective denominations, and fevers.  
**CONTORTION**, *v.* Palsy and Spasms.  
**CONTRACTIONS**, *v.* Spasms, also Palsy.  
**CONTUSIONS**, *v.* Violence, &c.  
**CORNS**, *v.* Violence, &c.  
**COSTIVENESS**, *v.* Bowels — irregular action of,  
**COUGH**, *v.* Asthma, &c.  
**CRABS**, *v.* Vermin, &c.  
**CRACKS**, *v.* Skin diseases.  
**CROUP**, *v.* Affections of the throat, &c.  
**CRUSHING**, *v.* Violence, &c.  
**CUTANEOUS DISEASES**, *v.* Skin diseases.  
**DEAFNESS**, *v.* Ear—diseases of,  
**DEBILITY, GENERAL AND PARTIAL, WITH OR WITHOUT MORBID SEMINAL OR PROSTATIC DISCHARGE (SPERMATORRHŒA), OR IRRITABILITY OF THE EJACULATORY VESSELS, &c.**

—  
*Acac. sem.*, discharge of secretion of the prostate gland.

Spermatorrhœa. *g. n.*

*Acac. succ.*, general debility.

Spermatorrhœa.

*Agar. alb.*, spermatorrhœa. *p.*

*Ajo u a i n*, spermatorrhœa. *p.*

*Ajuga D.*, spermatorrhœa. *p. g. n.* ♀

*Ajuga dec.*, spermatorrhœa. *g. n.*

*Althœa*, impotency. *g. n.*

*Anac. oec.*, spermatorrhœa. *g. n.*

*Anac. or.*, paralytic, general debility.

*Angelic. sem.*, spermatorrhœa. *p. g. n.*

*Araneum*, general debility.

Spermatorrhœa. *p. g. n.*

*Arec. Cat. nur a.*, impotency with spermatorrhœa. *g. n.*

*Arec. Cat. nur n.*, spermatorrhœa.

VOL. II.

*Argent. fulm.*, sensation of debility, from taking cold.

*Armorac.*, general debility with spinal pains.

*Arnica*, spermatorrhœa with impotency. *g. n.*

*Arsen. sod.*, general debility with want of appetite.

*Arum camp.*, spermatorrhœa. *g. n.*

*Arum Colocas.*, painful weakness in the feet. *p.*

*Asari rad.*, impotency with spermatorrhœa. (European root. *g. n.* Indian or Cashmerean. *g. n.*) *v. Mat. Med.*

*Asplen. fol.*, general debility.

*Barler. longifol. sem.*, as an aphrodisiac. *r.*

*Bedelb ish*, spermatorrhœa. *p. g.* (Impotency. *n.*)

*Behen a.*, spermatorrhœa. *p.*

*Blum. aur. sem.*, impotency with hæmorrhoids.

*Bombac. pent. gummi*, spermatorrhœa and impotency. *r.*

*Borax ven.*, impotency.

(Indian borax, *n.*)

*Bovista*, such debility in walking as to fall. *p.*

*Bulea fr. gummi*, painful weakness in the feet with restlessness.

Spermatorrhœa with gonorrhœa.

Spermatorrhœa with impotency. *g. n.*

*Calebrookea opp.*, impotency, *g. n.*, with spermatorrhœa. *g.*

*Caloph. inoph.*, spermatorrhœa.

*Calotrop. gig. rad. cort.*, impotency. *p. g. n.*

*Calotrop. gig. succ.*, impotency.

*Campech. lign.*, general debility.

*Camp. amygd. d.*, spermatorrhœa.

(Emulsion.)

*Cantharides*, are used by the Hakims, as well as by European physicians, in impotency; the latter commonly

- administer the  $\mathbb{H}$ , the former (who do not use tinctures of any description) prepare them as follows:—  
 Cantharides, or *Melö Telini*, are boiled in milk and curdled; the butter containing the effective parts of the flies is then separated in the usual way, and administered in combination with spices—as, white pepper, cinnamon, ambergris, &c., together with sugar, as an electuary. The composition can also be made in form of lozenges, by adding isinglass, or tragacanth gum. I, however, do not recommend the use of the blistering fly in this malady, but give a large collection of drugs which are more convenient.
- Cascarilla*, spermatorrhœa. G. N.  
*Cass. Abs. sem.*, Impotency.  
*Cass. alata*, debility, general and local.  
 Impotency. Thin spermatic discharge (M. & E. 60.) As relapses are not unfrequent, it is advisable to continue the medicine some time longer, at intervals of two or three days.
- Cass. Fist. pulpa*, spermatorrhœa.  
 Impotency. G. N.  
*Cass. lign.*, spermatorrhœa. P.  
*Ceras. nucl.*, impotency with calculous affections. M. and E. 30 to 60. (With spermatorrhœa. N.)  
*Cervi c. u. a.*, painful weakness in the feet.  
*Chelid. maj.*, general debility. P. G.  
 Sensation of weakness in the feet.  
*Chin. cort.*, spermatorrhœa with spinal pains. General debility.  
*Cicer arist.*, (roasted and peeled)  
 Aphrodisiac. ТОНР.  
*Cinnam.*, impotency. G. N., with *smilax china*. G. Sensation of weakness in the feet. P.
- Coccul. men.*, spermatorrhœa. P.  
*Cocos nuc.*, spermatorrhœa. P.  
*Coff. Arab.*, impotency.  
*Colocynth. rad.*, prostatic discharge after gonorrhœa. M. and E.  
*Comp. Zerbari*, impotency. P. G. N.  
*Conium*, spermatorrhœa and impotency. G. N.  
*Conv. arg. sem.*, thin spermatic discharge.  
 Spermatorrhœa with impotency. G. N.  
 In combination with *Bulea frond. gummi*, impotency.  
*Corchor. frut.*, spermatorrhœa with impotency. G. N.  
*Costus Arab.*, spermatorrhœa. P. G. N.  
*Costus n. Cashm.*, too early ejaculatio seminis. M. and E.  
 (Spermatorrhœa with impotency. N.)  
*Crat. Marm.*, spermatorrhœa. G. N.  
*Creos.*, general debility.  
*Cucum. Mad.*, spermatorrhœa.  
 General debility. P. (Impotency. N.)  
*Cupr. amm.*, debility, general and local.  
 Spermatorrhœa with impotency.  
*Cuscuta*, spermatorrhœa. G. N.  
*Cyper. long.*, general debility, after loss of blood, or discharge of any kind.  
 Spermatorrhœa. G. N.  
*Daron.*, debility with fever, or with diabetes.  
*Datisc. Cann. rad. cort.*, general debility.  
*Delph. G h a f e s succ.*, spermatorrhœa. P. G.  
*Emph. paucifl.*, spermatorrhœa. P. G.  
 Impotency. G. N.  
*Djen d a l o o*, impotency. P. G. N.  
*Dolich. faba*, impotency. P. G. M. & E. 60.  
 (Impotency with spermatorrhœa. M. E. 30. N.)  
*Dulcam.*, general debility with numbness in the feet.  
*Eben.*, spermatorrhœa. P.  
*Embryopt. gl. fr.*, impotency. P. G.  
 Impotency. M. 40.



- Embryopt. gl. sem.*, impotency. M. B. 60.  
*Eryng. camp. rad.*, aphrodisiac. R.  
 (v. Mat. Med.)  
*Eugen. Jambol. cort. succ.* (H.) spermatorrhœa, with dysury.  
*Euphorb. long.*, general debility.  
*Euphorb. ten.*, general debility.  
*Euphras.*, general debility. Spermatorrhœa. Too early ejaculation of the semen.  
*Euryale fer. fl.*, aphrodisiac. R.  
*Evotv.*, impotency. P. G. (with spermatorrhœa. N.)  
*Fagon. Arab.*, spermatorrhœa. P.  
*Fici Ind. fol.*, impotency.  
 Spermatorrhœa. G. N.  
*Fœnic. rad.*, too early ejaculation of the semen. M. and B. 60.  
*Fungus ign.*, Spermatorrhœa.  
*Gagerming.*, general debility.  
*Gard. dum.*, general debility; principally in the feet.  
*Geni. rad.*, impotency. P. (M. & B. 30.)  
*Gkacias*, the external and internal application of cold is a well known strengthening (tonic) remedy.  
*Gossyp. fulm.*, spermatorrhœa.  
*Gossyp. sem.*, general debility. P.  
*Gran. ac. rad. cort.*, impotency. G. M.  
*Gundelia Zulm sem.*, impotency. B.  
*Gyps.*, spermatorrhœa. (impotency. N.)  
*Gyps. Setselajit*, spermatorrhœa.  
*Harmela Ruta*, weakness in the feet.  
*Helict. Isora*, weakness of the feet in walking.  
*Helleb. n.*, impotency. G. N.  
*Hossen Jussif*, general debility.  
*Hoya vir.*, spermatorrhœa. P. G. N.  
*Hyosc. n. sem.*, spermatorrhœa. G. N.  
*Ichthyoc.*, spermatorrhœa. 4 times 60. M. and B. G. N.  
*Indigof. Anil*, impotency. P. G. N.  
*Iod.*, general debility with disorders of the stomach and falling out of the hair (capillitium).  
*Irid. rad.*, impotency. (Application). R.  
*Jalap. mir. rad.*, spermatorrhœa. P.  
*Jatropha Curc.*, general debility. P.  
*Jugl. reg. lign. cort.* (H.) impotency.  
*Jugl. reg. nuc. cort.* (H.) impotency. P. G.  
*Junip. bacc.*, spermatorrhœa. P. G.  
 Weakness in the feet.  
*Kali bichrom.*, impotency with catarrh &c., (with spermatorrhœa. N.)  
*Kali Sals. fœm.*, spermatorrhœa. G.  
*Keikela*, impotency with confused vision and dyspnœa (difficulty in breathing).  
*Kris*, impotency. M. and B. (But one failure in six cases).  
*Lact. vir. extr.*, spermatorrhœa.  
*Lamin. sacch.*, spermatorrhœa. G. N.  
*Led. pal.*, spermatorrhœa. G. N.  
*Lepid. sal. hb.*, spermatorrhœa. G. N.  
 Aphrodisiac. Тонѣ.  
*Lepor.*, impotency. G. N.  
 Spermatorrhœa. P.  
*Leuc. ceph.*, spermatorrhœa. G. N.  
*Locust.*, impotency with or without spermatorrhœa. P.  
*Lycop. hb.*, spermatorrhœa. P.  
*Macis*, as a tonic. R.  
*Magnet. lap.*, general debility.  
*Malva mont.*, spermatorrhœa. G. N.  
*Mameera Cashm.*, general debility, giddiness and confused vision.  
*Marrub. a.* (H.) spermatorrhœa. P. G.  
 Thin sperm. discharge. M. and B. 60.  
 Impotency. (?)  
*Mastix*, impotency. P. G. N.  
*Mecc. bals.*, strengthening the muscles and womb. Тонѣ. Palsy of the penis (local application). Тонѣ.  
*Meloë Telini*, v. Cantharides.

- Menisp. gl.*, spermatorrhœa.  $\mu$ . &  $\epsilon$ . 30.  
*Menisp. gl. fac.*, spermatorrhœa.  $\sigma$ .  
 Impotency.  $\sigma$ .  $\mu$ . and  $\epsilon$ . 60. Too early ejaculation of the semen.  
*Merc. dulc.*, impotency.  $\rho$ .  $\sigma$ .  $\kappa$ . (with or without general debility.)  
*Methon. gl.*, spermatorrhœa.  $\rho$ .  $\sigma$ . ( $\mu$ . &  $\epsilon$ . 60.) Impotency.  $\sigma$ . ( $\mu$ . &  $\epsilon$ . 60.)  
 General debility with spermatorrhœa.  
*Mimos. absterg.*, impotency.  
 Spermatorrhœa.  $\rho$ .  
*Mimos. Pud. sem.*, seminal discharge during sleep, with voluptuous dreams. Impotency and spermatorrhœa.  $\sigma$ .  $\kappa$ .  
*Moring. Soh. gummi*, too early discharge of the semen.  
*Mulged. rap.*, spermatorrhœa.  $\sigma$ .  $\kappa$ .  
*Myrob. Beller.*, impotency.  $\sigma$ .  $\kappa$ .  
*Myrob. Embl.*, weakness of the feet.  
*Myrob. n.*, spermatorrhœa. Weakness and numbness of the feet.  $\rho$ .  
*Merc. Calc.*, spermatorrhœa. 4 times 28. (With honey) Impotency.  
*Nard.*, impotency.  
*Nutr. m.*, spermatorrhœa.  $\sigma$ .  $\kappa$ .  
*Ner. Odr. rad.*, impotency (the root of the white-flowered shrub, externally applied)  $\kappa$ .  
*Nigellæ sat. sem.*, general debility.  $\sigma$ .  $\kappa$ .  
*Nitric. ac.*, prostatic discharge.  
 Spermatorrhœa.  $\sigma$ .  $\kappa$ .  
*Numul. Shudnuj*, impotency (with honey)  $\mu$ . and  $\epsilon$ . Impotency with spermatorrhœa (without honey).  $\sigma$ .  $\kappa$ .  
*Nycterid.*, spermatorrhœa.  
*Ocim. a.*, spermatorrhœa.  $\rho$ .  $\sigma$ . (with or without impotency and nasal catarrh)  $\mu$ . and  $\epsilon$ .  
*Oleum an.*, impotency. Spermatorrhœa.  
*Olib. Ind.*, spermatorrhœa.  $\sigma$ .  $\kappa$ .  
*Onosm. macr. fl.*, general debility.  
 Impotency.  $\sigma$ .  $\kappa$ .  
*Op. p.*, spermatorrhœa.  $\rho$ . (and increasing it)  $\sigma$ .  $\kappa$ .  
*Opop.*, a relapse of spermatorrhœa.  $\rho$ .  
*Oryza r.* spermatorrhœa.  $\rho$ .  
*Oxal. ac.*, debility with sweating.  
 Weakness and numbness of the feet.  
 Spermatorrhœa. (With impotency.  $\kappa$ .)  
*Oxal. amm.*, spermatorrhœa.  $\sigma$ .  $\kappa$ .  
*Panic. pil.*, thin seminal secretion.  
*Pastin. Secacul*, spermatorrhœa with impotency.  $\sigma$ .  $\kappa$ .  
*Persic. nucl.*, impotency with  $\phi$ .  
 Spermatorrhœa.  $\rho$ .  
*Phall. escul.*, spermatorrhœa with impotency.  $\sigma$ .  $\kappa$ .  
*Phosph.*, general and local debility, with irritation (from early pollution.)  
 Too early ejaculation of the semen.  
 Spermatorrhœa.  $\rho$ .  
*Phosph. ac.*, spermatorrhœa with impotency.  $\sigma$ .  $\kappa$ .  
*Pip. a.*, total impotency. ( $\mathcal{R}$ .) every other day a dose (30); partial impotency (imperfect erections). Every other day a dose. ( $\nu$ . *Scorp.* and *Vit. Neg.*)  
*Pip. Betel fol.*, spermatorrhœa.  
*Pip. long. rad.*, general debility.  $\rho$ .  $\sigma$ . (Spermatorrhœa and impotency.  $\kappa$ .)  
*Piscin.*, impotency. (Lozenges, prepared from the cranium of a fish, moistened with  $\mathcal{R}$ . of fish-gall.)  
 $\mu$ . and  $\epsilon$ . 30.  
*Plat.*, debility and weariness.  
*Plectr. ar.*, spermatorrhœa.  
*Podoph. Emodi fr*, spermatorrhœa.  $\sigma$ .  $\kappa$ .  
 (Failed, in eight cases, but twice.)  
*Polyg. lin.*, general debility.  
*Portul. sem.*, impotency.  $\rho$ .  
*Prun. sylv.*, ( $\mathcal{R}$ .) painful weakness of the feet.  
*Raph. succ. cum Berb. Lyc. Res*, spermatorrhœa with hæmorrhoids.

*Ricini fol.*, weakness with subsultus of the stomach.  
*Rorismar. ℥.*, general debility.  
*Rub. Munj.*, general debility.  
*Santal. a.* spermatorrhœa. P.  
*Sapind. em.*, general debility with spinal pain.  
*Scorp.*, spermatorrhœa with impotency. G. N. General debility. P.  
*A. Nard.*, spermatorrhœa with frequent discharge of urine.  
*A. Piper a.*, impotency. (M. and N.)  
*Sebest.*, spermatorrhœa.  
*Secale corn.*, weakness, from the loins downwards. Impotency. P. (with spermatorrhœa. N.)  
*Senec. Jacqu.*, impotency.  
*Senega*, spermatorrhœa. G.  
*Serp. exuv.* (with sal-ammoniac).  
 Feebleness, general and local.  
*Sialikand*, spermatorrhœa.  
*Sida fol.*, impotency. Spermatorrhœa.  
*Sid. rad.*, too early ejaculation of the semen, with urinary affections.  
 Impotency and spermatorrhœa. G. N.  
*Sid. sem.*, spermatorrhœa. G. N.  
 Impotency. P.  
*Sisymb. Irio*, debility after dysentery.  
*Sisymb. Soph.*, weakness of the feet.  
*Smilax China*, v. Cinnam.  
*Sol. Jacq. fr.*, spermatorrhœa. P. G. N.  
*Spher. Ind.*, feebleness with mucous discharge. M. and N.  
*Spig. anthelm.* (℥.) spermatorrhœa. G. N.  
*Spong. u.*, impotency. P.  
*Stann.*, spermatorrhœa with impotency increasing (?)  
*Strychn.*, spermatorrhœa. G. N.  
*Strych. pol.*, impotency. P.  
*Tereb. sem.*, impotency.  
*Trapa bisp.*, spermatorrhœa.  
*Umbelif. Butazeri*, impotency (with spermatorrhœa. M.)  
*Urt. dioic. fl.*, general debility.

*Uva passa maj.*, general debility with an acute disease, want of appetite, dysentery, &c.  
*Vanil.* (℥.) Impotency. G. N.  
*Verbasci fol.*, too early ejaculation of the semen, with catarrh. Spermatorrhœa with dyspnœa, &c. M. 30.  
*Verbasci rad.*, weakness of the feet.  
*Vesp. mel.*, spermatorrhœa. G. N.  
*Vinc. min. fol.*, spermatorrhœa. P. G. N.  
*Vit. Neg. A. Piper a.*, impotency. M. & E.  
*Xanthox. ligni cort.*, spermatorrhœa.  
 Impotency. G. N.  
*Xanthox. sem.*, weakness of the feet.  
 DELIRIUM-TREMENS, v. Brain—disorders of, and Poisoning.  
 DELIVERY, v. Females—diseases of,  
 DERBYSHIRE-NECK, v. Glands, &c.—diseases of,  
 DIABETES, v. Urinary disorders.  
 DIAPHRAGM—PAIN OF THE,  
 ———  
*Myrob. Beller.*, P.  
 DIARRHŒA, v. Bowels—irreg. action of,  
 DISEASES IN GENERAL, v. the different species.  
 DISLOCATIONS, v. Violence, &c.  
 DREAMING, v. Restlessness, &c.  
 DROPSY, v. Swellings.  
 DRUNKENNESS, v. Brain—disorders of, and also Poisoning.  
 DULLNESS, v. Forgetfulness.  
 DYSENTERY, v. Bowels—irreg. action of,  
 DYSPEPSIA, v. Stomach—diseases of,  
 DYSPNŒA, v. Asthma, &c.  
 DYSURY, v. Urinary disorders.  
 EAR—DISEASES OF, AS PAIN OR INFLAMMATION OF THE EAR (OTITIS), WITH OR WITHOUT DISCHARGE FROM THE EAR; DIFFICULTY OR HARDNESS OF HEARING (DISECOÏA, SUBSURDUS); TINGLING OF THE EAR (TINNITUS AURIUM), &c. ———  
*Abrus prec. a.*, inflammation of the ear. P.

- Acon. fer.*, difficulty of hearing. ♀.
- Alth.*, inflammation of the ear.
- Ammon. gummi*, inflammation of the ear. P. G., also with discharge from the ear.
- Amygd. am. ol.*, applied in inflammation of the ear (used in India).
- Anac. or.*, inflammation of the ear, with headache.
- Araneum*, discharge from the ear. M. & N.
- Arist. longa*, painful inflammation of the ear, caused by mechanical irritation.
- Arist. rot.*, discharge from the ear.
- Arn. (H.)* discharge from the ear.
- Asari rad.*, lancinating pains and stoppage of the ear. P. Difficulty of hearing. G. N.
- Aspar. asc.*, pain in the ear with discharge from the ear. 12 times 36.
- Aur.*, tingling in the ear.
- Balausta*, difficulty of hearing. P. G. N.
- Basella r.*, difficulty of hearing and tingling in the ear. G. (in ♀. N.) Inflammation of the ear. P.
- Bdell.*, inflammation of the ear.
- Blum. auric. hb.*, discharge from the ear.
- Borax*, tingling in the ears with giddiness.
- Calc.*, polypus in the ear. N.
- Calotr. gig.*, juice applied in deafness (repeated daily for a fortnight.) N.
- Cann. Ind. hb.*, discharge from the ear. P.
- Canth.*, inflammation of the ear.
- Carbo an. (Ernac. u.)* discharge from the ear. M. and N.
- Carbo. v.*, tingling in the ear, with a deficiency of cerumen.
- Carissa Car. fol.*, inflammation of the ear. P. G.
- Cass. lign. fol.*, inflammation of the ear. P.
- Castor.*, discharge from the ear.
- Chenop. a. sem.*, difficulty of hearing. P.
- Cic.*, deafness and dumbness. Difficulty of hearing. Inflammation of the ear. P.
- Cleome pentaph.*, inflammat. of the ear.
- Cleome visc.*, boiled with oil, strained and put into the ear, is said, in Syria, to have cured deafness.
- Crocus* (with almond oil), applications in earache, with or without discharge. N.
- Crot. Tigl.*, lancinating pain in the ear. P.
- Cucurb. Lag.*, a native remedy in India for pains in the ear.
- Cup. ac.*, pains in the ear.
- Cuscut.*, pains in the ear. P.
- Cuscut. sem.*, difficulty in hearing. P.
- Cyp. long.*, deafness.
- Dattisc. Cann. rad.*, acute inflammation of the ear. Itching of the ear. P.
- Dat. mari.*, tingling in the ears, with giddiness.
- Dat. Stram. fl.*, inflam. of the ear. P.
- Deals. Root for fistula*, difficulty of hearing. Catarrhal rheumatic affection of the ear and the nose. Pain and suppuration of the external ear, after a blow.
- Deals. Root for Sersum*, pain and tingling in the ear. Deafness and dumbness. Lancinating pain in the ear. P.
- Doodaea*, tingling in the ear, and difficulty of hearing.
- Eug. Jambol.*, inflammation of the ear, with catarrh.
- Evolv.*, inflammation of the ear. Difficulty of hearing. M. and N.
- Gard. dum.*, difficulty of hearing and speaking. Inflammation of the ear. P.

- Gent. rad.*, difficulty of hearing. P.
- Grat.*, difficulty of hearing and tingling in the ear, with headache.
- Gyps. Saiselajit*, inflammation of the ear from a blow.
- Harm. Ruta*, itching in the ear, after discharge from the ear.
- Iod. amygd. d.*, inflammation of the ear. 4 times (during the night).  
v. *Zinci iod.*
- Jal. Conv.*, lancinating pain in the ear.
- Jatr. Curc. sem.*, difficulty of hearing.
- Jun. bacc.*, difficulty of hearing. Juniper berries boiled with oil, strained, and the fluid applied locally; is useful in hardness of hearing. ТОНР.
- Jusi. Nas. fl.*, inflammation of the ear. P. o.
- Kali hydriod.*, prickling in the ear.
- Kali hydroc.*, pain in the ear with discharge.
- Lact. sat. sem.*, pains in the ear, and teeth.
- Lam. sacch.*, triturated with sugar, applied to the eye, produced tingling in the ear, and difficulty of hearing. As this remedy contains iodine, it is worthy of trial as a local application, and especially endermically in affections of the ear. (v. *Iodine* and *Zinc. iod.*)
- Lim. Lawr.*, difficulty of hearing with amaurosis in one eye. M. and N. 60.
- Lini sem.*, inflammation of the ear. P.
- Liqu. rad.*, difficulty of hearing. P.
- Locust.*, tingling in the ear. P.
- Magn. carb.*, sensation of burning and piercing in the ear.
- Meccan. bals.*, pain in the ear. ТОНР.
- Melia semp. sem.*, pain and tingling in the ear.
- Melil. sem.*, pain in the ear.
- Men. trif.*, pain in the ear with discharge from the ear.
- Merc. subl. corr.*, pain in the ear with discharge from the ear.
- Merc. viv.*, pain in the ear with discharge; accompanied by external soreness of the ear.
- Merc. viv. A. Ars.*, hardness of hearing in ♀. P.
- Moring. Soh. rad.*, pain in the ear, with difficulty of hearing. M. and N. 60.
- Morph. v. Op.*
- Nelumb. spec. fl.*, pain in the ear.
- Nycter.*, itching eruption behind the ear, after discharge from the ear.
- Ocim. pil.*, itching of the ear.
- Ocim. sanct. rad.*, pain in the ear. P. o. with discharge from the ear.
- Onosm. macr. fl. vel rad.*, tingling and lancinating pain in the ear, with difficulty of hearing.
- Op. pur.*, lancinating pain in the ear, with shifting pains. *Morph.*, one grain with about twenty drops of lukewarm water, injected into the ear, produced an immediate sound sleep, and removed, as if by magic, the most violent pains in the ear (accompanied by contortion of the facial muscles in a man addicted to immoderate drinking). Opium one part, almond-oil two parts, and juice of *calotropis gigantea* three parts, mixed, and applied with cotton in difficulty of hearing. N. (v. *Calotropis*).
- Phosph.*, tingling in the ear, and difficulty of hearing. P.
- Phosph. ac.*, tingling in the ear, and difficulty of hearing. 4 times 60.
- Phys. Alkekengi*, difficulty of hearing. P.
- Pip. a.*, difficulty of hearing. ●
- Plant. maj.*, difficulty of hearing. P. G. N.
- Plat.*, tingling in the ear.
- Polyg. linif.*, violent inflammation of the ear.

*Polyp. Sekour*, difficulty of hearing, on one side. P.

*Puls.*, pain in the ear.

*Punctura membranae*, in deafness. B.

*Ratanh.*, tingling in the ear.  
Pain in the ears. P.

*Rhus Cor.*, mucilage of tragacanth, and rosewater, as an injection in pain of the ear, with discharge from the ear. ТОНФ.

*Rhus Kakr.*, discharge from the ear, with pain. M. and B.

Difficulty of hearing. O. M.

*Sahansbed*, lancinating pain in the ear. P.

*Sec. c.*, tingling in the ear. P.

*Sel.*, inflammation of the ear.  
Difficulty of hearing.

*Serp. ex.*, discharge of blood from the ear, with difficulty of hearing, after a serpent's bite.

*Sil.*, pain and tingling of the ear.  
Deafness. B.

*Smil. China*, (wormeaten powder of)  
Pain in the ear. G.

*Sol. Jacqu. fr.*, pain in the ear. P.

*Stor. cal.*, pain in the ear. P. G.

*Stront. n.*, ulcer in the ear.

*Strych. n. vom.*, catarrhal pain in the ear.

*Styl. Nep.*, discharge from the ear, with pain.

*Sulph.*, tingling in the ear.

*Symploc. crat.*, pains in the ear, (application). ТОНФ.

*Talc. a. & n.*, pains in the ear, with discharge. Difficulty of hearing, and tingling in the ear. P. G., M. & B. 60.

*Thuja occ.*, tingling in the ear, and difficulty of hearing. P.

*Thuj. or. sem.*, difficulty of hearing. P. (♀. N.)

*Umb. Butazeri*, pain in the ear. P.

*Verbasci rad.*, difficulty of hearing. P. G.

*Verben. hb. Lah.*, lancinating pain in the ear, extending along the side of the throat. P.

*Verben. sem.*, difficulty of hearing. P.

*Vesp. mel.*, pains in the ear. M. and E.

*Xanthox. cort.*, discharge from the ear. P.

*Zinc.*, pain in the ear.  
Deafness. M. and B. 60.

*Zinci iod.*, deafness.

*Zinci sulph.*, as an injection in discharge from the ear (using at the same time proper internal remedies). B.

For difficulty of hearing, or deafness, the following simple remedy is used by oriental physicians. The gall of a goat or sheep and a bruised garlic-bulb, are mixed with a spoonfull of strong vinegar, and two spoonsfull of water, and kept over a slow fire till the watery part is evaporated; it is then strained, and used locally.

EMACIATION (ATROPHY) CONSUMPTION, PHTHISIS, HECTIC FEVER, AS ALSO OBESITY, HYPERTROPHY, &c.

*Ajouain*, chronic fever. ТОНФ.

*Amygd. am.*, consumption.

*Amygd. d.*, obesity. P. ТОНФ.

*Anac. or.*, internal fever, with heaviness of the head.

*Ant. cr.*, emaciation. B.

*Argem. Mex. sem.*, atrophy, with cough and swellings.

*Ars.* (I.) hectic fever. G. N.

*Bdell.*, obesity. P. ТОНФ.

*Behen a. & r.*, obesity. P. ТОНФ.

*Berth.*, hectic fever, with cough, and pain in the side. M. and B.

*Bism. mag.*, emaciation with diarrh. B.

*Bombyx*, dried, powdered, and boiled,

- and (taken in three drachm doses daily), fattens, and improves the appearance. ТОНР.
- Bov.*, v. Children—diseases of,  
*Calumb. rad.*, consumption.  
 Hectic fever.
- Calotr. gig. fol.*, hectic fever with scrofula, also with dysentery.
- Canjn.*, (?) phthisis.
- Cann. Ind. Cashm. rad. cort.*, hectic fever.
- Cass. lign.*, emaciation. м. and з.
- Cass. lign. fol.*, obesity. P. Э.
- Cass. Tora*, obesity. P. ТОНР.
- Cetac. ol.*, phthisis and pulmonary consumption. з.
- Chin. cort.*, hectic fever.
- Churrus*, consumption.  
 Emaciation of the feet.
- Cich. rad.*, hectic fever.
- Concha fist.*, hectic fever, with cough and swellings.
- Conv. arg.*, atrophy with asthma, cough and obstructions. м. and з.
- Cop. bals.*, hectic fever, with cartarrh.
- Creos.*, consumption. з.
- Cucum. acut.*, v. Perspiration.
- Car. longa*, emaciation with dysentery.  
 Hectic fever, with thirst and dry mouth. Obesity. P. ТОНР.
- Curc. Zed.*, obesity. P. ТОНР.
- Delph. Ghafees fl.*, chronic fevers.  
 ТОНР.
- Delphin. paucifl.*, obesity. P. ТОНР.
- Ficus Ind. fol.*, hectic fever.
- Fumar.*, hectic fever with swellings.
- Gagerming*, hectic fever. Consumption with expectoration of pus.
- Ger. nod.*, v. Children—diseases of,
- Granat. Pun.*, obesity. P. ТОНР.
- Gyps. Setzelajit*, hectic fever with costiveness and red colored urine; hectic fever with burning in the soles of the feet, asthma and cough.
- Harm. Ruta*, phthisis.
- Heract. div.*, atrophy.
- Hirudo med.*, dried and burned to charcoal, powdered, and given internally, are said to produce emaciation.
- Hyosc. n. fol.*, incipient consumption. з.
- Indig.*, emaciation with diarrhœa.
- Iod.*, phthisis and atrophy. P.
- Kali ferrocyan.* v. Children—diseases of,  
*Kali Iod.*, hectic fever. P.
- Lacca in gr.*, hectic fever.  
 Atrophy. P. ТОНР.
- Lactucar.*, consumption.
- Leuc. ceph.*, slow internal fever.
- Lini sem.*, (in combination with honey) in the commencement of emaciation with pains in the chest.
- Liquir. rad.*, atrophy.
- Lup. Hum.*, scrofulous atrophy.
- Lyc. hb.*, emaciation.
- Mango nucl.*, slow internal fever. P.
- Melo Cucum.*, obesity. P., and giving color to the face. ТОНР.
- Millef.*, hectic fever.
- Momord. Gugervel*, fever and cough. P.
- Myrob. Bell.*, hectic fever with cough.
- Myrob. Embl.*, fever in the evening with cough.
- Myrob. n.*, internal fever.
- Myrt. bacc.*, hectic fever with cough.
- Ner. Oleand.*, emaciation, and insensibility in one arm.
- Nitr. mur. ac.*, atrophy of the liver. з.
- Ocim. sanct. rad.*, v. Children—diseases of,
- Ol. anim. foet.*, emaciation (externally). з.
- Op. sulph. sod.*, hectic fever with cough. м. and з. 30.
- Osig. heract. (aff. spec.)* emaciation with sleeplessness.
- Pustnaca Secacul*, emaciation with a bleeding excrescence on the head.
- Phell. aqu.*, consumption. з.

*Phosph.*, phthisis in the second and third stages. z.

*Pis. sat.*, given with nuts and honey, is fattening TOHF.

*Plant. maj.*, hectic fever. Consumption.

*Plumbago Zeyl. rad.*, fever with cough, pain in the chest and stomach.

*Plumb.*, consumption with expectoration of pus. x.

*Polyg. macr.*, internal fever and burning sense, after a discharge of blood.

*Puls.*, hectic fever.

*Purg.*, v. Children—diseases of,

*Ran. lan. fol.*, atrophy.

*Res. pin.*, obesity. p. TOHF.

*Rhus Tox.*, hectic fever.

*Rub. Munj.*, v. Children—diseases of,

*Salv. off.*, said to be injurious in consumption, as being exciting and heating.

*Samb. n. cort. int.* (℞.) hectic fever. x.

*Sandar.*, causing emaciation (one drachm daily, with *Oryzmel*), TOHF.

*Sarcoc.*, heat in the afternoon.

*Sarsap.*, emaciation with wrinkled skin.

*Scolop.*, consumption. r.

*Sec. corn. ℞.*, emaciation with crawling sensations, weeping, complaining, &c.

*Sep. ossa*, in fever of two months' duration. m. 7.

*Sep. succ.*, hectic fever with cough. Consumption.

*Serp. erw.*, internal fever with diarrh.

*Smil. China*, obesity. p. TOHF.

*Sol. n.*, emaciation with ♀ pains.

*Spin. tetr.*, fever with cough, heat in the head and abdomen, lasting six months.

*Sissn*, hectic fever with loss of appetite. Consumption with pain, cough, and purulent expectoration, worse at night.

*Stront. carb.*, emaciation.

*Strychn. f. St. Ign.*, hectic fever.

*Sulph. A.* with ☿., emaciation in the first and second stages. z.

*Tabac.*, consumption. (A moistened tobacco leaf, worn on the chest.) r.

*Talc. a.*, hectic fever. g. n.

*Thym. Serp.*, internal fever, with headache, also with diarrhœa.

*Tigr.*, atrophy. Hectic fever.

*Van. ℞.*, internal fever.

*Verbasci fol.*, phthisis.

*Vitri fel*, hectic fever with cough.

*Warburgi tinctura antifebr.*, emaciation.

*Zinci iod. amygd. (comp.)* persistent internal fever. m.

ENCYSTED TUMORS, v. Glands, &c.

ENLARGEMENT OF THE HEAD WITH UNCLOSED CORONAL SUTURE.

*Piscin.*

*Silic.*

ENTERITIS, v. Bowels—inflammation of,  
EPIDEMIC DISEASES, v. Their respective denominations, and Fevers.

EPILEPSY, v. Spasms, &c.

EPISTAXIS, v. Nose—bleeding of the,  
ERUPTIONS, ACUTE, v. Fever with eruptions.

ERUPTIONS, CHRONIC, v. Skin diseases.

ERYSIPELAS, v. Fever.

EXCRESCENCES, v. Skin diseases, &c.

EXTRAVASATION, v. Violence, &c.

EYE—DISEASES OF THE, as :

AMAUROSIS (*paralytic loss of sight*).

DIPLOPIA (*double vision*).

ECTROPIUM (*eversion of the eyelid*).

EPIPHORA (*running of the eye*).

HEMERALOPIA (*night-blindness*).

HORDEOLUM (*a sty on the eyelid*).

LEUCOMA (*a white speck of the cornea*).

MUSCÆ VOLITANTES (*apparent flitting of flies*).



**NEPHELION** (*a small semi-transparent speck of the cornea*).

**NYCTALOPIA** (*day-blindness*).

**OPHTHALMIA** (*inflammation of the eye*).

**PHOTOPHOBIA** (*dread or intolerance of light*).

**PRESBYOPIA** (*far-sighted*).

**PROLAPSE** (*sinking down*).

**PSOROPHTHALMIA** (*itching of the eyelid*).

**PTERYGIUM** (*a triangular excrescence of the conjunctiva oculi with its base directed towards the sclerótica, and its apex to the cornea, like a little wing*).

**STRABISMUS** (*squinting*).

**TRICHIASIS** (*inversion of the eyelashes*).

*Abelm. mosch. sem.*, hemeralopia. M.

*Acac. Farn. fol.*, hemeralopia. M.

*Acac. Farn. sem.*, specks of the cornea.

*Acac. ver. cort.*, incipient cataract.

*Acanthac. Ootungun*, hemeralopia. G.N.

Epiphora. P.

*Achyr. asp. sem.*, photophobia, with burning in the eye. Inflammation of the eye, with opacity in the cornea and pain in the temples.

*Acon. Nap.*, incipient amaurosis.

*Ajuga Deals.*, inflammation of eye. M.

*Ajuga dec.*, specks on the eye. M. & E. 60.

*Alcanna*, lippitude with running from the nose, on rising in the morning.

*All. sat.*, inflammation of the eye. M.

*Allern. sess.*, inflammation of the eye.

Troubled (nebulous, confused) sight.

*Alth. fl.*, inflammation of the eye with gonorrhœa. Trichiasis.

*Alth. sem.*, psorophthalmia.

*Alum. cr.*, strabismus. E.

*Amarant. Jouncha*, nebul. sight. G.N.

*Amman.*, diplopia.

*Ammon. gummi*, inflammation of the eye. M. and E. 30. Weakness of the eye.

*Anac. or.*, dimness of sight. Nyctalopia and hemeralopia (application of the juice). E.

*Angel. sem.*, specks of the cornea. Epiphora.

*Ant. sulph. n.*, incip. cataract. M. & E. 60.

*Ant. sulph. r.*, incipient amaurosis. Specks of the cornea. Prolapse of the iris.

*Araneum*, lippitude. M. 40. Pterygium of both sides.

*Areca Cat. nuz n.*, epiphora.

*Argem. Mez. succ.*, inflammation of the eye, specks of the cornea.

*Arg. fulm.*, incipient amaurosis.

*Arg. nitric. fus.*, corneal speck with weakness of sight. Incipient amaurosis. Itching in the eye. Inflammation of the eye. Superficial ulceration of the cornea (cauterisation). E.

*Armor.*, epiphora. Specks of the cornea.

*Arn. (E.)*, weakness of sight at mid-day. P.

*Ars.*, troubled sight.

*Ars. pot.*, epiphora.

*Arum camp.*, inflammation of the eye. P. G. Double vision. Incipient cataract. M. and E.

*Asa f.*, incipient amaurosis. Applied with clarified honey, in dimness, films, specks, &c. E.

*Asari rad.*, epiphora and dimness.

*Aselli jec. ol.*, specks of the cornea (application). E.

*Aspar. Halion sem.*, amaurosis.

*Aspar. asc.*, incipient cataract. Specks of the cornea.

*Aurant. cort. (E.)* epiphora. P.

*Aur. nitrico-mur.*, epiphora. M. Prolapse of the eyeball, with suppuration.

- Barringt. acut.*, applied, when the white of the eye becomes yellow.  $\alpha$ .
- Bar. ac.*, sub-acute ophthalmia. Sensation of sand in the eye.  $\alpha$ .
- Epiphora. Incipient amaurosis.
- Bar. carb.*, incipient amaurosis.
- Bar. nitr.*, troubled sight, with headache, also with spinal pains. Weakness of sight.
- Basella r.*, epiphora, and running from the nose. Weakness of sight.  $\rho$ .
- Bass latif. fr.*, pricking in the eye.
- Bobesrine*, troubled sight. Dimness, with drowsiness. Catarrhal epiphora and running of the nose.
- Bohen r.*, epiphora. Burning and itching in the eye.
- Belemn.*, muscæ volitantes.
- Bell. extr.*, squinting. Pains in the eye and head. A spongy vascular excrescence in the eye. Trichiasis.
- Berb. Lyc.*, troubled sight, and weakness of sight.
- Berthel.*, amaurosis and epiphora.  $\rho$ .
- Bigu. Ind. sem.*, incipient amaurosis. Drooping of the eyelid, as in drowsiness.  $\rho$ .
- Borax*, sub-acute ophthalmia with troubled sight. Pains in the eye with hæmorrhoids.
- Bovista*, humid psorophthalmia.  $\rho$ .  $g$ .
- Closed eyes with inflammation of the mouth in an infant. Inflammation of the eye.  $\rho$ .  $g$ .  $N$ . Specks of the cornea (application).  $\alpha$ .
- But frond. fl.*, sub-acute ophthalm.  $\rho$ .  $g$ .
- But. frond. gummi*, incipient amaurosis. Hemeralopia.  $\rho$ .
- Cast. Tor succ.*, epiphora and pricking in the eye.  $\rho$ .  $g$ .
- Calc. carb.*, scrofulous ophthalmia. Spongy vascul. excrescence in the eye.
- Calc. chlor.*, inflammation of the eye and lachrymation (application).  $\alpha$ .
- Calebrook. oppositifol.*, pyterygium.
- Troubled sight, from a serpent's bite.
- Calotr. gig. germ.*, specks of the cornea. Leucoma.
- Calotr. gig. sem.*, hemeralopia. Epiphora. Specks of the cornea. Dimness, and opacity of the cornea.
- Calotr. gig. succ.*, specks of the cornea. When rubbed on an inflamed or sore part of the body, or on the spine in fever; opacity of the cornea.  $\rho$ . This medicine being easily procured in India, it might be worth while to try it endermically.
- Calumb. rad.*, incipient cataract.  $\alpha$ . and  $\alpha$ . 80. Epiphora. 4 times 12. Double vision.  $\alpha$ .
- Camp. lign.*, inflammation of the eye. Redness of the eye.
- Cann. Ind. Cashm. fl.*, epiphora, and specks of the cornea.
- Cann. Ind. Cashm. rad. cort.*, ectropium. Opacity of the cornea. Films. Psorophthalmia.
- Cann. Ind. Lah.*, lachrymation with scalding. Spasmodic pains in eyes.
- Canth.*, application of the burnt fly for specks of the cornea.  $\alpha$ .
- Capp. spin. rad.*, specks of the cornea. Opacity of the cornea.
- Carbo an. (C. C. u.)* opacity of cornea.
- Carniol. u.*, inflammation of the eye. Weakness of sight. Disturbed sight.  $\rho$ .
- Cariasa. Car. fol.*, palsy of the upper eyelid.  $\rho$ .
- Carpobals.*, itching of the eye. Swelling of the eye. Trichiasis. Hemeralop.  $\rho$ .
- Caryoph. ar.*, strengthening the sight. Redness of the eye.  $\rho$ . Hemeralop.
- Cascarilla.*, itching of the eye.
- Cass. al.*, periodic vibration of the muscles of the eyes.  $\rho$ .
- Cass. Kharn. N.*, epiphora. Specks of the cornea.  $\rho$ .  $g$ .

- Cass. lign. fol.*, inflamm. of the eye. F. G.
- Cass. Torra*, lippitude.
- Cataractum*, incipient cataract.  
Troubled sight with catarrh.
- Cepa*, epiphora.
- Cetac.*, rheumatic pain in the eyes and temples. F.
- Chaulmoogra od.*, troubled sight.
- Chel. maj.*, epiphora. Ophthalmia. ♀.
- Cherayta*, weakness of sight.  
Nyctalopia and hemeralopia.
- Chin. sulph.*, muscæ volitantes the following eye-water (collyrium) is recommended: Sulphate of quinine one grain, distilled water three ounces, and as much sulphuric acid as will render the mixture clear.
- Charrus*, incipient cataract.  
Leucoma. Epiphora.
- Cichor. fl.*, inflammation of the eye.  
Incipient amaurosis. Troubled sight.  
Films. Trichiasis.
- Cich. hb.*, films. M. and E. 60.
- Cimic. (?)*, trichiasis (the application of the insect's blood). R. Perhaps the **℞**. applied to the sore part of the eyelid, immediately after the removal of the hairs of the eyelash, might produce the same effect.
- Cinnam. fl.*, itching of the eye. F.
- Citri Galgala sem.*, epiphora.
- Cleom. pent. hb.*, inflammation of the eye, with epiphora, and pain in the temples. Nephelion.  
Troubled sight. M. and E. 60.
- Clerod. inf.*, pain in the eyes.
- Colch. aut.*, pain in the eyes and temples. Troubled sight. F. G. N.
- Coloc. rad.*, v. *Zing. rec.*
- Columba*, films (the application of their blood). R.
- Concha stuv.*, nephelion.
- Con. mac.*, double vision.
- Cop. bals.*, inflammat. of the eye. F. G. N.
- Epiphora. G. N.* Itching of the eyes.  
Weakness of sight.
- Corall. r. ust.*, epiphora.
- Corch. fruct.*, swelling of the eye. F.
- Cord. ang.*, inflammation of the eyes. F.
- Coriandr. sat.*, hemeralopia.
- Corvi jec.*, to specks on the eyes, the application of raven-gall. R.
- Cotyl. lac.*, sub-acute ophthalmia.  
Films. Hordeolum.
- Crat. Marm.*, wart-like excrescences of the cornea.
- Croos.*, disturbed sight with headache.  
Itching and pricking in the eyes.  
Trichiasis. Chronic swelling of the eye-lids. Secretion of glutinous matter in the eyes. Psorophthalmia.
- Croc. sat.*, weakness of sight.
- Crot. Tygl.*, v. *Mercur.*
- Crust. Djingé*, films.
- Cucum. acut. Kalanori*, troubled sight. M. and E. 60.
- Cucum. acutang. P.*, specks of the cornea. Swelling of the eyes.  
Incipient cataract. M. and E. 60.
- Cucum. Madar.*, specks of the cornea.
- Cucurb. Lag.*, lippitude.
- Cumini sem.*, psorophthalmia. Itching of the eyes. F.
- Cupress. nux.*, chronic inflammation of the eyes, with lippitude and troubled sight.
- Cup. ac.*, epiphora. Inflammation of the eyes. F.
- Cup. sulph. crist.*, specks of the cornea, itching of the eyes. Protrusion of the iris.
- Curc. longa*, opacity of the cornea.
- Cusc. mon.*, nyctalopia and hemeralopia (the application of the fresh juice). R.
- Cusc. mon. sem.*, incipient amaurosis. M.
- Cyc. rev. sem.*, sub-acute ophthalmia,

- with epiphora and swelling of the eyes. 4 times 28.
- Cycl. Europ.*, dimness.  $\mathfrak{z}$ .
- Cyp. long.*, troubled sight. Inflammation of the eyes with epiphora.
- Dact. nucl.*, hemeralopia.
- Datic. Cann. rad. cort.*, a spongy vascular excrecence in the eye.
- Humid psorophthalmia.
- Datic. Cann. sem.*, epiph. Trichiasis.
- Dat. Stram. fl.*, hemeralopia.  $\mathfrak{r}$ .  $\mathfrak{c}$ .  $\mathfrak{m}$ . and  $\mathfrak{z}$ . 30. Specks of the cornea.
- Dat. Stram. fol. rec.*, photophobia.
- Epiphora.  $\mathfrak{m}$ . Incipient inflammation of the eyes, one or two drops of the juice of thorn-apple leaves dropped into the ear. If the inflammation is on the right side, it is dropped in the left ear; and vice versa.  $\mathfrak{r}$ .
- Deals. Root for fistula*, epiphora.
- Deals. Root for Torkes*, specks of the cornea. Leucoma.
- Delph. Ghafes fl.*, troubled sight.
- Delph. paucifl.*, incipient amaurosis.
- Itching of the eyes.  $\mathfrak{r}$ .
- Hordeolum (the application of the solution)  $\mathfrak{z}$ .
- Diorit.*, epiphora. Specks of cornea.  $\mathfrak{m}$ .
- Diosc. sat.*, specks of the cornea.  $\mathfrak{m}$ .
- Djendaloo*, swelling of the eyes.  $\mathfrak{r}$ .
- Dolich. prur.*, psorophthalmia.  $\mathfrak{m}$ . &  $\mathfrak{z}$ .
- Doodaea*, specks of the cornea.  $\mathfrak{m}$ .
- Dulcam.*, hemeralopia.
- Eleagn. ang.*, trichiasis. Leucoma.
- Opacity of the cornea.
- Eleph. ungv.*, specks of the cornea (the application)  $\mathfrak{z}$ .
- Embel. Rib.*, hemeralopia.
- Eug. Jambol. cort. succ.* ( $\mathfrak{R}$ .) troubled sight.  $\mathfrak{m}$ . and  $\mathfrak{z}$ . 60.
- Eug. Jambol. fruct.* trichiasis. (The ripe fruit, or that preserved in vinegar)  $\mathfrak{m}$ . and  $\mathfrak{z}$ . 60.
- Euph. Cashm. Tshok*, double vision.
- Lachrymation.  $\mathfrak{c}$ .
- Euph. epith.*, trichiasis.
- Euph. longif.*, troubled sight.
- Hemeralopia.  $\mathfrak{r}$ .
- Euph. thymifol.*, epiphora.
- Euphras.*, weakness or dimness of sight.
- Hordeolum.
- Evolv.*, inflammation of the eyes.  $\mathfrak{c}$ .
- Fagon. Arab.*, epiphora. Hemeralopia.
- Swelling of the eyes.  $\mathfrak{r}$ .
- Ferri sulph. Ind.*, specks of the cornea.
- Fici Cor. sem.*, inflammation of eye.
- Films in the eye. Troubled sight.
- Filix mas*, troubled sight.  $\mathfrak{z}$ .
- Fenic. rad.*, incipient blindness. Weakness of sight. Troubled sight.  $\mathfrak{r}$ .  $\mathfrak{c}$ .  $\mathfrak{q}$ .
- Burning in the eye, with epiphora.
- Fenic. sem.*, hemeralopia.
- Frit. cirrh.*, trichiasis.
- Fung. ign.*, troubled sight.
- Galena*, incipient cataract.  $\mathfrak{m}$ . and  $\mathfrak{z}$ .
- Gard. dum.*, swelling of the eye.
- Gent. rad.*, incipient amaurosis.  $\mathfrak{m}$ . &  $\mathfrak{z}$ . 60.
- Troubled sight.  $\mathfrak{r}$ .  $\mathfrak{c}$ .  $\mathfrak{n}$ .
- Ger. nod.*, trichiasis. Epiphora.  $\mathfrak{c}$ .  $\mathfrak{n}$ .
- Geum el.*, inflammation of the eye.  $\mathfrak{r}$ .  $\mathfrak{c}$ .
- Burning in the eye, with pain in the temples and face.
- Glin. dict.*, troubled sight.
- Specks of the cornea.
- Gossyp. sem.*, epiphora.  $\mathfrak{c}$ .  $\mathfrak{n}$ .
- Gourbooti*, catarrhal epiphora with a running from the nose.
- Gran. ac. rad. cort.*, inflammation of the eye,  $\mathfrak{q}$ . Trichiasis, with troubled sight, also with specks of the cornea (used for three months).
- Gratiola*, inflammation of the eye.
- Short sight.
- Grew. Asiat.* ( $\mathfrak{R}$ .) hemeralopia.  $\mathfrak{r}$ .
- Gund. Zulm sem.*, inflammation of the eye. Epiphora.  $\mathfrak{c}$ .  $\mathfrak{n}$ .
- Gyps. Zernik Goudenti*, pterygium.

- Gyps. Setselajit*, pterygium.  
*Epiphora. o.*  
*Harm. Ruta*, hemeralopia. P.  
*Helict. Iacra*, pain in the eye.  
 Troubled sight, ♀.  
*Heliotr. Europ.*, inflammation of eyes.  
*Helleb. n.*, hemeralopia.  
*Heracl. diversifol.*, chronic inflammation of the eyes, with opacity of the cornea. Epiphora. Trichiasis.  
*Holc. spic.*, trichiasis.  
*Hollow. pill. sol.*, specks of the cornea.  
 Itching of the eyes.  
*Hossen Jussif*, incipient amaurosis.  
*Hyosc. n. fol.*, double squint.  
*Hyosc. n. sem.*, hemeralopia.  
*Hyper. perf.*, inflammation of the eyes.  
*Indig. nitr. ac.*, specks of the cornea.  
*Inula Hel.*, troubled sight. G. N.  
*Iod.*, opacity of the cornea, ♀. A fixed sight (staring look). P.  
*Ipec.*, swelling of the eyes. P.  
*Ipom. cusp.*, epiphora.  
*Ipom. dasyop.*, hemeralopia. P. G.  
*Jalap. Conv.*, epiphora.  
*Jalap. mir. rad.*, epiphora. Troubled sight, ♀.  
*Jalap. mir. sem.*, troubled sight. P.  
*Jugl. nuc. cort.*, scrofulous ophthalmia.  
*Just. Nast. fl.*, specks of the cornea; also those proceeding from small-pox. Epiphora. Troubled sight. G. N.  
*Kalikaand*, troubled sight.  
*Kali bichrom.*, opacity of the cornea.  
*Kali iod.*, troubled sight. P.  
*Kali min.*, epiphora.  
*Kali Sals. fam.*, specks of the eye. P. G.  
*Kali sulph.*, troubled sight. A spongy vascular excrecence on the eye. Swelling of the eyelid, with fever. N. and E.  
*Karanjue paharree* (the spinous husk), epiphora. P. G. Itching of eyes.  
*Kekoura*, opacity of the cornea.  
*Kunkolmirch*, weakness of sight.  
 Trichiasis. Opacity of the cornea, with epiphora. P. G.  
*Lamin. sacch.*, inflammation of the eyes. Troubled sight. Nyctalopia and hemeralopia. Lippitude. P. G.  
*Lamium a.*, weakness of sight.  
*Laws. inerm.*, powder, mixed with water to a paste, and applied on the anus, is an Indian remedy in inflammation of the eyes.  
*Led. pal.*, weakness of sight. Troubled sight.  
*Lent. sat.*, incipient amaurosis.  
*Leon. Royl.*, inflammation of the eyes.  
*Lepid. sat. hb. & sem.*, troubled sight (but only ♀).  
*Lepor. sang.*, specks of the cornea, from small-pox. Trichiasis. Weakness of sight, after a serpent's bite.  
*Lim. Laur.*, specks of the cornea. P. G. Hemeralopia. G. N.  
*Lini sem.*, (with honey) sub-acute ophthalmia.  
*Lithanth.*, weakness of sight.  
*Locust.*, pain in the eyes and temples.  
*Lup. Hum.*, epiphora. P. Hemeralopia. P.  
*Lycop. hb.*, epiphora. Troubled sight.  
 Hordeolum. A spongy vascular excrecence on the eye. E.  
*Lycop. sem.* ('R.) specks of the cornea. Troubled sight. Hordeolum.  
*Macis*, chronic and atonic epiphora.  
*Magnes. carb.*, inflammation of the eyes. Troubled sight, even incipient amaurosis. Continued intolerance of light. Corneal specks. Epiphora. G.  
*Magnes. mur.*, troubled sight.  
*Major.*, inflammation of the eyes. P.  
*Mameera Cashm.*, epiphora. Lippitude. Inflamm. of the eyes. P. G. N. Hemeralopia. P.  
*Mameera Kutai*, weakness of sight.

- Mang. carb.*, short sight. Dilatation or contraction of the pupil.
- Manna Cal.*, epiphora. Swelling of the eyes. Lachrymal fistula. Troubled sight. P. G. N.
- Manna Hed. Alh.*, inflammation of the eyes. P. G. N.
- Manna Tee g h u l*, double vision.
- Mant. nidulus*, inflammation of the eyes, with intolerance of light. Pterygium. Troubled sight. G. N.
- Mastix*, inflammation of the eyes with pain in the temples, also with pain of the forehead, and costiveness.
- Mecc. bals.*, weakness of sight.
- Meconops. Np.*, troubled sight. G. Epiphora.
- Mel. Azed. fol.*, nyctalopia and hemeralopia. P. G.
- Menisp. glabr.*, epiphora. Weakness of sight.
- Menisp. glabr. fœc.*, epiphora. P.
- Merc.*, protrusion of the iris.
- Merc. liquor*, as an injection in lachrymal fistula, &c.
- Merc. præc. r.*, troubled sight.
- Merc. subl. corr. A.* with *Kali iod.*, troubled sight. ♀.
- Merc. viv. & Crot. Tigr. (comp.)* protrusion of the iris, with epiphora. (The dose was  $\tau\delta\sigma\delta$  of a grain).
- Meth. glor.*, confused vision. Inflammations of the eyes. G. N. Itching of the eyes. P.
- Mülf. (R.)* confused sight. G. Weakness of sight, with contortion of the muscles of the face.
- Mim. Pud. sem.*, troubled sight.
- Mor. Sohangan. gummi*, epiphora. Specks of the cornea. M. and E. 60. Nyctalopia. P. Hemeralopia.
- Mor. Sohangan. rad.*, hemeralopia. P.
- Mori a. fr. a.*, troubled sight.
- Mori a. fr. n. (R.)* inflammation of the eyes. P. G. 12 times—24 times.
- Epiphora. Itching of the eyes.
- Mosch. nux.* pterygium.
- Mulg. rap. (aff. spec.)* adhesion of the eyelids. Swelling of the eyes. P.
- Mutella Antig.*, redness of the eyes. Lippitude.
- Myrica sap.*, itching of the eyes. P.
- Myrob. Beller.*, incipient amaurosis. Weakness of eyes. Epiphora. G. N.
- Myrob. Embl.*, confused vision. Weakness of sight. Opacity of the cornea. Epiphora with lachrymal fistula.
- Myrob. n.*, pains in the eyes, upon opening them, after inflammation.
- Myrt. bacc.*, epiphora. P. G. Hemeralopia. P.
- Narciss. bulb.*, lachrymal fistula.
- Nard. Jat.*, troubled sight. P.
- Natr. mur. Lah.*, weakness of sight. Opacity of the cornea. Specks of the cornea. G. N.
- Nelumb. spec. fl.*, confused sight. ♀. Double vision. Lachrymal fistula.
- Nep. salt. rad.*, epiphora.
- Ner. Odor. rad. cort.*, films on the eye. Hemeralopia. P. G. N.
- Nicc.*, presbyopia. N.
- Nigella sat.*, epiphora by night.
- Nitric. ac.*, inflammation of the eyes, with pain of the forehead.
- Numul. Shudnuj*, epiphora. Confused sight.
- Nycter.*, opacity of the posterior capsule of the lens. Epiphora. G. N.
- Ocim. a.*, inflammation of the eyes. Epiphora.
- Ocim. Basil. Cashm.*, weakness of sight.
- Ocim. pil.*, psorophthalmia.
- Ocim. s. sem.*, itching of the eyes. P.
- Olib. Ind.*, lippitude. Psorophthalmia. Weakness of sight or confused sight, after an inflammation of the eyes. Epiphora. P.

- Onoc. macroc. rad.*, epiphora. Pricking in the eyes. *r.*
- Op. sulph. sod. comp.*, inflammation of the eyes.
- Oxal. acid.*, epiphora.
- Oxal. corn.*, pterygium. Opacity of the cornea. Films on the eye.
- Panic. pil.*, itch, and burning of the eye.
- Paroira br.*, troubled sight in the afternoon.
- Pastinaca Secacul*, itching of the eyes. Epiphora.
- Petrol. Punjabin.*, catarrhal and scrofulous affections of the eyes with fever. Psorophthalmia. Epiphora. *g.*
- Petros.*, hemeralopia. Nyctalopia. *r.*
- Phall. esc.*, incipient amaurosis. Troubled sight. *r.*
- Phell. aqu.*, troubled sight.
- Phosph.*, chronic inflammation of the eyes, with specks of the cornea.
- Phosph. ac.*, inflammation of the eye. *r.*
- Phys. Aleksengi*, epiphora with sensation of heat in the head.
- Phys. fuz. Lah. rad.*, palsy of the upper eyelid.
- Picrorrh. Kurrooa*, epiphora. Troubled sight. *m.* and *z.* 60.
- Pimb. gummi*, hemeralopia.
- Pips. a.*, chronic inflammatory affections of the eyes. Lippitude.
- Pis. sat. Ind. mont.*, incipient cataract and amaurosis. *r. g.* Troubled sight. Epiph. Lippitude. Films of the eye.
- Plant. maj.*, inflammation of the eyes.
- Plat.*, squinting and rolling of the eye. *z.*
- Paeonia corall.*, inflammation of the eye with lippitude. Pterygium. Trichiasis. Itching of the eyes.
- Polan. rad.*, lachrymal fistula. *g.* Specks of the cornea. Inflammation of the eyes. Incipient amaurosis with pains in the temples.
- Polygonth. tub.*, epiphora. Specks of the cornea. Inflammation of the eyes. *r. g. n.* Hemeralopia. *g. n.*
- Polyp. Seshour*, incipient blindness (?)
- Portul. Oler.*, confused sight. *r.*
- Prunella v.*, glistening of the eyes. Weakness of sight. Miliary eruption on the eyelids. Incipient amaurosis. Confused sight. *g. n.* Epiphora. *g. n.*
- Pulsat.*, catarrhal and sub-acute inflammation of the eyes.
- Ran. lan. fl.*, periodical inflammation of the eyes. Intolerance of light. Opacity of the cornea. Incipient amaurosis.
- Ran. lan. fol.*, inflammation of the eyes.
- Raph. sat. sem.*, burning of the eyes. Intolerance of light. Incipient cataract. Cataract, from indigestion, after eating radishes. *r.*
- Raph. succ. cum Berb. Lyc. R z s*, Pterygium.
- Res. pini*, sub-acute humid ophthalmia. *m.* and *z.* 80.
- Rhat.*, epiphora. Troubled sight. *r. g. n.*
- Rheum Austr.*, catarrhal inflammation of the eyes, with epiphora, and opacity of the cornea. *m. & z.* 60. *a. Lini sem. (mel. comp.)* specks of the cornea. Films.
- Rheum Sinense*, sub-acute humid ophthalmia. *r. g.*
- Rhodod.*, one of the pupils dilated, the other contracted. *z.*
- Rhus Cor.*, humid psorophthalmia. Films. (With tragacanth mucilage and rose-water, externally) *z.*
- Rhus Kakras.*, incipient amaurosis.
- Rhus Toxic.*, epiphora. Lachrymal fistula.
- Ric. comm. fol.*, troubled sight. *g. n.*
- Rottl. tinct.*, epiphora.
- Rub. Munj.*, burning of the eyes.
- Sabad.*, epiphora. Inflammation of the eyes. *r. g. n.*

- Sabina*, hemeralopia.  $\rho$ .
- Sagap.*, epiphora.
- Sago*, dimness.
- Sahansobed*, troubled sight.  $\sigma$ .
- Redness of the eye with squinting.  $\mu$ . and  $\pi$ . 60. Hemeralopia.  $\rho$ .
- Sapind. em.*, inflammation of the eyes.
- Nyctalopia and hemeralopia.  $\rho$ .
- Sarcoc.*, catarrhal inflamm. of the eyes.
- Sarsap.*, epiphora.  $\text{♀}$ .
- Scorp.*, squinting.  $\rho$ . The ashes of scorpions (applied) to specks of the eye, and burned to charcoal for weakness of sight, and their empyreumatic oil for specks of the eye.  $\rho$ .
- Secale c.*, in dilatation of the pupils (from *Bellad.*) used as an errhine.  $\pi$ .
- Senec. Mus.*, catarrhal pain of the eyes and temples.
- Senega*, contraction of the eyelids.
- Muscæ volitantes. Troub. sight.  $\sigma$ .  $\pi$ .
- Sep. Ossa*, inflamm. of the eyes.  $\rho$ .  $\sigma$ .  $\pi$ .
- Serp. cruv.*, nebulous sight. Specks of the cornea. Humid psorophthalmia.
- Trichiasis.
- Sid. rad.*, specks of the cornea from small pox.  $\mu$ . and  $\pi$ . Intolerance of light. Epiphora. Dilatation of one pupil, and contraction of the other.
- Sil.*, lachrymal fistula,  $\rho$ .  $\sigma$ . Intolerance of light. Lippitude. Pterygium extending to the centre of the cornea. Hemeralopia.  $\rho$ .
- Sin. n. plac.* ( $\text{H.}$ ) epiphora.  $\rho$ .
- Sisymb. Irio*, pterygium.
- Sisymb. Soph.*, weakness of sight.
- Small.*, catarrhal inflammation of the eye, with soreness of the nose, films, and itching of the eyes.  $\mu$ . and  $\pi$ . 60.
- Sol. Jacqu.*, lippitude.  $\rho$ .
- Sphær. Ind.*, ulcer of the cornea.
- Spig. anth.* ( $\text{H.}$ ) epiphora.  $\sigma$ , with pain in the temples.
- Spong. u.*, weakness of sight with affections of the glands.
- Stann.*, hordeolum.
- Stenact. bell.*, itching of the eye. Epiph.
- Stæch. Ar.*, weakness of sight, glistening of the eyes. Granular eruption on the eyelids. Incipient amaurosis with nebulous sight and epiphora.  $\sigma$ .
- Stront. nitr.*, burning sensation of the eyes. Hemeralopia.  $\rho$ .  $\sigma$ .  $\pi$ .
- Strych.*, epiphora.
- Strych. f. St. Ign.*, nebulous sight.  $\sigma$ .  $\pi$ .
- Strych. n. vom.*, hemeralopia.  $\rho$ .
- Strych. pot.*, itching of the eyes.  $\rho$ .
- Epiphora (application with honey)  $\pi$ .
- Sulph.*, nyctalopia or hemeralopia.
- Sulph. ac.*, epiphora.  $\rho$ .  $\sigma$ . Itching of the eyes.  $\rho$ .
- Sulph., A. Phosph.*, weakness of sight. Incipient amaurosis.
- Sung e Busree*, specks on the eye.  $\sigma$ .  $\pi$ . A spongy, vascular excrescence on the eye.  $\rho$ .
- Swert. pet.*, sub-acute ophthalmia with opacity of the cornea. Nebulous sight.  $\sigma$ .  $\pi$ .
- Tabac.*, weakness of sight.
- Talc. a.*, epiphora. Nebulous sight.  $\sigma$ .  $\pi$ .
- Weakness of sight.  $\rho$ .
- Tamarind.*, epiphora.  $\rho$ .
- Tarax. rad.*, nebulous sight.  $\rho$ .  $\sigma$ .  $\mu$ . &  $\pi$ .
- Tauri fel*, hemeralopia.
- Thuja occ.* ( $\text{H.}$ ) epiphora.
- Hemeralopia.  $\sigma$ .  $\pi$ .
- Thym. v.*, inflammation of the eyes.
- Trianth. pent. n. rad.*, epiphora.  $\sigma$ .  $\pi$ .
- Tut.*, weakness of sight. Redness of the eyes with pain in the temples.
- Ultram.*, psorophthalmia. Lippitude.  $\rho$ .
- Hemeralopia.  $\sigma$ .  $\pi$ .
- Unguis odor.*, epiphora and double sight.  $\mu$ . 30.



*Urt. dioic. fl. & fol.*, humid ophthalmia.  
*Uva Ursi*, weakness of sight. Double vision. *o. n.*

*Val. sylv.*, short sight.

*Verbasci Cashm. rad. cort.*, epiphora.  
 Hemeralopia.

*Verbena Lah.*, swelling of the eyes. *r.*

*Verbena Lah. sem.*, hemeralopia. *o. n.*

*Veron. Becc.*, bound across the forehead in acute inflammation of the eyes, as also in epistaxis. (A Cashmerean family remedy.) *r.*

*Vill. nymph.*, burning and pricking pain in the eyes.

*Viola od.*, short sight.

*Vitez Neg.*, smoked with tobacco leaves, is said to have restored a blind man to sight.

*Warburgii (R.) antifibr.* troubled sight.

*Xanthox. arom. cort.*, specks of the eye.

*Zed. Curc.*, hemeralopia.

*Zinci carb.*, dimness of sight. *♃.*

*Zinci iod. amygd.*, hemeralopia.

*Zingib. off.*, incipient cataract.

*Zingib. rec. A. cum Coloc. rad.*, troubled sight.

*Zyzyph. Suj.*, inflammation of the eyes with pains in the temples. Specks of the cornea.

*Zyzyph. Suj. gummi*, nebulous sight.

As an addenda to the foregoing, I present to my readers the two following oriental recipes:—

Take silver, tin, and zinc, of each four scruples, melt them together, and afterwards pound them finely in a metallic mortar; then add quicksilver four scruples; mix it intimately with the others, and finally add a scruple and a half of pure opium; then triturate the whole into an impalpable powder. This dry collyrium is used by several Persian and Hindoo physicians, in

various chronic disorders of the eye.

The following recipe is employed successfully in inflammation of the eyes only:—

Take *Res (Berberis Lycei succus inspissatus)* and pure opium, of each 15 grains, alum five grains. These three ingredients are to be pulverized and mixed with water in a silver spoon, to the consistency of a syrop. It is then to be placed over a gentle fire until it begins to boil. When cold it is applied at night over the eyelids and parts adjacent, and washed off with warm milk in the morning; the remedy must be repeated for three or four consecutive nights.

I have myself, in my earlier practice, employed with success in some particular cases of eye-diseases, the following compositions; which, for the sake of those, who prefer the old system to the new, I introduce, but do not recommend.

Take Assafœtida, root of sweet flag (*Calamus arom.*), fennel seeds, and ginger, of each equal parts, and, with purified honey, make them into an electuary, and take one drachm morning and evening. This effected the cure of a chronic ophthalmia (in a person affected with gout), with which were associated epiphora, films, and disorder of the stomach.

The second remedy consisted of marking nut (*Anacard. orient.*) prickly-apple seeds (*Sem. Datura Stram.*) or, sometimes, instead of the latter, henbane seeds (*Sem. Hyoscyami n.*) and long-pepper, made with syrop into pills. These

proved of good service in a catarrh of several years' standing, accompanied with headache, dimness of sight, and asthma.

It is said, that a blind man was restored to sight by a warm sand bath. It was probably an amaurosis, originating from a sudden suppression of perspiration, and was cured in consequence of the dry warmth of the sand producing an eruption.

FACE—PAIN OF, *v.* Pain,  
FACE—SWELLINGS OF THE, *v.* Swellings.  
FAINTING AND FAINTNESS, *v.* Brain—  
disorders of, &c.  
FALLS—INJURY FROM, *v.* Violence.  
FALLING-SICKNESS, *v.* Spasms, &c.  
FATIGUE, AND AFFECTIONS RESULTING  
FROM IT.

<i>Anac. or.</i>		<i>Mac.</i>
<i>Bryon.</i>		<i>Mosch. nuz</i>
<i>Cascarilla</i>		<i>Opop.</i>
<i>Cherayta</i>		<i>Stor. cal.</i>
<i>Guil. Bond.</i>		

FATTENING, *v.* Emaciation, &c.  
FAUCES—DISEASES OF, *v.* Affections of  
the throat, &c.  
FEEBLENESS, *v.* Debility.  
FEMALES—DISEASES OF, as :  
AGALACTIA (*absence of milk from  
the breast after delivery*).  
AMENORRHEA (*obstruction of the  
menstrual evacuation*).  
CHLOROSIS (*green sickness*).  
EMMENAGOGUE (*remedies which operate  
by determining the menstrual  
flux*).  
GALACTMOGUE (*remedies promoting  
the secretion of milk*).  
GLOBUS HYSTERICUS (*sensation of  
a globular body ascending from*

*the abdomen to the windpipe,  
menacing suffocation*).

LEUCORRHEA (*vulgarly, the whites*).

MENORRHAGIA (*excessive or profuse  
menstruation*).

METRRORRHAGIA (*uterine — hæ-  
morrhage—escape of blood*).

NYPHOMANIA (*Lovesickness of  
females*) &c.

*Abr. prec. a.*, metrorrhagia. Adhesion  
of the placenta. Midwives of India  
use these seeds, combined with other  
substances (applied to the uterus)  
to provoke abortion.

*Acac. succ.*, swellings of the vagina  
and uterus.

*Achy. asp.*, menorrhagia.

*Ajouain*, galactagogue and emmena-  
gogue. TOHF.

*Alcanna*, puerperal fever. 4 times.

*Alvös succotr.*, pains of the uterus.  
TOHF.

*Alk. fl.*, produced abortion in a  
woman in the fifth month of preg-  
nancy; also in a mare, to which it  
was administered for colic. Pains  
of the womb. P.

*Alk. fol.*, emmenagogue.

*Ammon. gummi*, inclined to abortion.

*Anac. or.*, profuse hæmorrhage after  
abortion.

*Aneth. grav.*, galactagogue. TOHF.

*Anis. v.*, galactagogue. TOHF.

*Ant. t.*, (in such doses as to cause  
nausea) severe pains from menstru-  
ation; employed with or without  
the application of leeches or cupping  
glasses, on the sacrum or on the  
inside of the thighs. *z.* An anti-  
monial emetic given to a woman,  
who had been married five years  
without having conceived, was

followed by conception. If necessary, the remedy might be repeated at monthly intervals: or given in small doses ad nauseam only?

- Apium grav.*, emmenagogue. ТОНР.  
*Arg. fulm.*, profuse menstruation, with pain in the spine.  
*Arg. nitric. f.*, disposition to abortion.  
 Menorrhagia. In soreness of the nipples of nurses, its application. z.  
*Arist. longa*, adherent placenta.  
*Armorac.*, where menstruation appeared every ten or fifteen days. m.  
*Arn.* (H.) nodes of the breast.  
*Ara.*, menstrual exacerbations every ten days. Uterine hæmorrhage. g.  
*Ars. sod.*, chlorosis.  
*Asa f.*, killing the embryo and causing abortion; also arresting the secretion of milk. ТОНР.  
*Auri nit. salamoni*, prolapsus uteri after a difficult delivery. m. 15.  
*Belen a. & r.*, producing contraction of the os uteri. ТОНР.  
*Bellad.*, suppression of the secretion of milk. r. z. Vomiting in pregnancy (fomentation of the lower part of the abdomen, &c. with the decoction). z.  
*Berb. Lyc. Res.*, disorders of menstruation.  
*Berthel.*, suppressed menstruation and consequent spitting of blood. Leucorrhœa. r.  
*Bismuthi mag.*, chlorosis.  
*Bor.*, v. *Rubia*  
*Bryon.*, affections during pregnancy.  
*Cacal. Kl.*, chlorosis, ♀. m. and z.  
*Calam. ar.*, emmenagogue. ТОНР.  
*Calebr. opp.*, affections after delivery. z.  
*Cakumba*, nausea and vomiting in pregnancy. Puerperal fever.  
*Camph.*, (fumigations) for suppressing the secretion of milk. z.

- Capill. Ven*, emmenagogue. ТОНР.  
*Capp. spin. rad.*, emmenagogue. ТОНР.  
*Carbon. ac.*, uterine affections. z.  
*Carbon. ac. gas*, affections of menstruation.  
*Carbo veg.*, spasms before the period of menstruation.  
*Carota*, swellings of the breasts. (Carrots boiled with vinegar to a pulp, and applied.) ТОНР.  
*Carpobals.*, menstruation. r. ТОНР.  
*Cartham. t.*, menstruation r., and maintaining the regularity of menstruation. ТОНР.  
*Carvi sem.*, stimulating the secretion of milk. z.  
*Cascarilla*, chlorosis.  
*Cass. Fist. pulpa*, is good during pregnancy; but the external pod provokes abortion and the expulsion of the placenta. ТОНР.  
*Cass. lign.*, abortion and separation of the placenta, r. ТОНР.  
*Cass. lign. fol.*, emmenagogue. Stimulating the secretion of milk; facilitating delivery; and provoking the separation of the placenta. ТОНР.  
*Cepa*, emmenagogue. ТОНР.  
*Chelid. maj.*, chlorosis.  
*Cherayta*, pains of the uterus. ТОНР.  
*Chin. cort.*, hysteria.  
*Chin. sulph.*, premature labor; also miscarriage. r.  
*Chlor. sod.*, soreness of the nipples. (A solution of it in water, with or without the addition of some spirit, as Eau de Cologne, &c., is applied externally.)  
*Chloroform - inhalation*, accelerating delivery. z.  
*Cicuta*, affections of the womb.  
*Cinnam.*, pains of the uterus.  
*Citrat. ferr.*, genital discharge. z.  
*Cleome pent.*, profuse menstruation.

- Coccinella*, suppressed menstruation; and, with vinegar, preventing pregnancy. ТОНР.
- Coccul.*, leucorrhœa. Incontinence of urine during pregnancy.
- Coff. Arab.*, puerperal fever.
- Coloc. rad.*, swellings of the breasts. (Applied with water) ТОНР.
- Con.*, mammary scirrhus, from contusion.
- Cop. bals.*, leucorrhœa in a girl, with scalding pain on passing urine. м. & ж.
- Cost. Arab.*, profuse or too frequent menstruation. Pains of the womb.
- Cost. n. Cashm.*, (fumigation) is said to provoke menstruation and to cause abortion.
- Croce.*, menstrual disorders. Affections during pregnancy. Tendency to abortion. Mixed with water, as a lotion, in soreness of the nipples. ж.
- Croc.*, caused abortion, with death of the fœtus. (v. *Nerium. ant.*)
- Crot. T.*, removed cardialgia, by inducing menstruation.
- Cup.*, is said to produce sexual excitement in bitches.
- Cup. ammon.*, abortion at the fifth month. р.
- Cuscut. sem.*, emmenagogue, and galactagogue. ТОНР.
- Cyc. rev. sem.*, chlorosis.
- Cyn. Dub.*, sterility. ж.
- Cyper. long.*, emmenagogue. Atony of the uterus.
- Daph. Sunnerkat*, leucorrhœa.
- Daron.*, in Hindostan it is believed, if worn next the body, it will facilitate delivery. (v. *Mater. Med.*)
- Datic. Cannab. sem.*, uterine hæmorrhage.
- Datur. Stram.*, mammary cancer. Acute uterine affections, as also delirium in difficult labor.
- Delph. Ghafessl.*, emmenagogue; and galactagogue. р. ТОНР.
- Digit. p.*, uterine hæmorrhage.
- Diosma cr.*, leucorrhœa. ж.
- Dulcam.*, uterine obstruction. Suppression of menstruation after a cold or much fatigue.
- Eryngium camp.*, suppression of menstruation. ж. (v. *Mat. Med.*)
- Euph. gummi*, sterility. ж.
- Fagon. Ar.*, emmenagogue, and arresting uterine hæmorrhage. ТОНР.
- Ferr. comp.*, v. Cachexia.
- Ferr. mur.* (R.) difficult menstruation; and leucorrhœa. ж.
- Fic. glom.*, leucorrhœa.
- Filix mas*, leucorrhœa. ж.
- Fœnic. rad. & sem.*, emmenagogue. ТОНР.
- Galla Turc.*, leucorrhœa. (v. *Myrt. bacc.*)
- Galo. electro-magn.*, metorrhagia. ж.
- Gent. rad.*, menstruation and abortion. р. ТОНР.
- Geum el.*, uterine hæmorrhage.
- Granat. ac. pun. cort.*, boiled with oil and applied luke-warm, hardens the breasts. ТОНР.
- Granat. rad. cort.*, uterine hæmorrhage. Globus hystericus.
- Gratiola*, hysteria and nymphomania.
- Harm. Ruta*, uterine hæmorrhage.
- Helict. Is.*, emmenagogue and galactagogue. ТОНР.
- Hirudo med.* (having been burned, powdered, and administered internally) is said to prevent pregnancy, but also to produce emaciation.
- Ichthyoc.*, leucorrhœa.
- Inula Hel.*, menstruation and uterine hæmorrhage. р.
- Iod.*, emmenagogue. Spitting of blood from suppression of menstruation. Said to produce sterility.
- Junip. bacc.*, administered with honey, or used in fumigation, are said to

- provoke hæmorrhage, and that three drachms (internally) will cause abortion. ТОНФ.
- Kali hydriod.*, v. Merc.
- Kali hydroc.*, conception followed the use of it.
- Keiskeila*, uterine hæmorrhage. P.
- Lacca in gr.*, leucorrhœa.
- Lactuca vir.*, nymphomania. ТОНФ.
- Lent. sat.*, suppressing menstruation. ТОНФ.
- Lepid. sat.*, secretion of milk. P. B.
- Leporin.*, affections after delivery, as pains in the joints, &c. Leucorrhœa.
- Lepor. sangu.*, disorders of menstruation and sterility. ТОНФ.
- Leuc. ceph.*, emmenagogue, and expels the placenta. ТОНФ. Pains of the uterus. B. ТОНФ.
- Lich. od.*, emmenagogue. Obstructions of the uterus. ТОНФ.
- Lithanth.* promoted the opening of a mammary abscess.
- Lusp. Hum.*, too frequent menstruation, with bleeding from the nose.
- Magn. mur.*, globus hystericus.
- Magnet. lep.*, promoting delivery by wearing it next the body. ТОНФ. (v. Mater. Med.)
- Major.*, hysterical and nervous headache.
- Marrub. a.*, affections of the womb. Uterine hæmorrhage. Retarding menstruation.
- Mastic*, leucorrhœa.
- Meccan. bals.*, pains of the uterus. ТОНФ. Menstruation and the expulsion of fetus and placenta. P. ТОНФ. (v. Debility.)
- Melia Azed. fol.*, hysteria.
- Melil. sem.*, pains of the uterus.
- Melissa*, hysterical headache with giddiness.
- Menisp. gl.*, affections during pregnancy.
- Merc. d.*, a dose of a few grains, the second or third day after delivery, is beneficial. B.
- Merc. d.*, one grain, *Kali hydriod.*, one-sixth of a grain, with five grains of sugar, taken once a week after dinner, in retarded menstruation, and chlorosis. B.
- Merc. fulm.*, disposition to abortion.
- Merc., nitric., linim.*, itching of the vulva. B.
- Momordica-Gugervol*, abortion. P.
- Moring. Sohagn. rad.*, hysteria.
- Mosch. nux.*, suppression of menstruation by a cold or much fatigue.
- Myrica sap.*, secretion of milk. P. ТОНФ.
- Myrrha*, absence of menses. Chlorosis.
- Myrt. bacc.*, mixed with galls in equal parts and made into a paste with water, when applied to the uterus a short time before concubitus, is said to prevent conception.
- Nard.*, cancer of the uterus. Emmenagogue. ТОНФ.
- Natr. m.*, emmenagogue. P.
- Ner. ant.*, pains of the uterus. ТОНФ., mixed with saffron and honey and applied to the uterus, said to favor conception.
- Ner. Od. rad.*, leucorrhœa with asthma.
- Nigella sat.*, uterine affections; it is also emmenagogue, and favors the secretion of milk. ТОНФ.
- Nitric. ac.*, leucorrhœa, hysterical faintings and spasms.
- Ocim. sanct. sem.*, palsy after delivery.
- Olib. Ind.*, uterine affections. Uterine hæmorrhage.
- Onosm. macr. fl.*, internally administered to a wet nurse, produced a blister on her finger.
- Opop.*, profuse or too frequent men-

- struation. м. and н. Adherent placenta (half-hourly doses). Abortion. ТОНФ.
- Ox. amm.*, uterine hæmorrhage.
- Phas. radiat.*, emmenagogue. ТОНФ.
- Phosph.*, chlorosis. Bloody secretion instead of milk. н.
- Phosph. mel.*, fistulous mammary ulcer with lancinating pain.
- Phys. Alkekengi*, seven berries, taken after menstruation, is said to prevent conception.
- Picrorrh. Kurrōoa*, emmenagogue. Pains of the uterus. ТОНФ.
- Pini fr. sem.*, (applied) abortion. P., and emmenagogue. ТОНФ.
- Pis. sat.*, leucorrhœa. P. Peas boiled in milk and then mixed with *Tribulus* (administered internally), is said to remove sterility.
- Plantago*, hysteria.
- Plat.*, spasms before the beginning of menstruation. Hæmorrhage after abortion.
- Plumb.*, globus hystericus.
- Polyg. macr.*, pains after delivery.
- Polyg. Sekour*, chlorosis.
- Puls.*, chlorosis. (Cure completed by peruvian bark.)
- Purgat.*, chlorosis and hysteria. н.
- Pyrethr.*, pains of the uterus. Emmenagogue, and galactagogue. ТОНФ.
- Querc. gl.*, uterine hæmorrhage.
- Raph. sat. sem.*, emmenagogue. ТОНФ.
- Fes. pini*, menstruation and expulsion of placenta. P. ТОНФ.
- Rheum*, pains of the uterus relieving, as emmenagogue. ТОНФ.
- Rhus Cor.*, injections in leucorrh. ТОНФ.
- Rosmar.*, excessive sensibility of the nerves. Chlorosis. Leucorrhœa. Emmenagogue.
- Rubia Munj.*, *A. borar*, menstruation. P.
- Rubia t.*, emmenagogue, galactagogue, and expelling fœtus and placenta. ТОНФ.
- Rum. ac.*, uterine hæmorrhage.
- Rum. Beajbund*, Leucorrhœa. (v. Pains.)
- Rutha gr.*, hysteria and nymphom. н. Emmenagogue, and pains of the uterus. ТОНФ.
- Sagap.*, menstruation, and expulsion of placenta. P. ТОНФ.
- Salv. off.*, leucorrhœa. Hysteria.
- Sandar.*, (with honey-water) emmenagogue. ТОНФ.
- Sapind. em. fr.*, provoking delivery. In chlorosis (the cortical part), as a specific. н.
- Secale c.*, prolapsus uteri. Uterine hæmorrhage.
- Sel.*, secret. of blood from the breast. P.
- Sep. ossa*, promoted the opening of a mammary abscess.
- Sep. succ.*, affections during pregnancy. Disorders of menstruation. Leucorrhœa. Hysteria.
- Sesami or. cort.* (H.) retarding menstruation.
- Sil.*, burning pains in the breast (I. H. every other day). Mammary cancer. Bleeding ulcer of the breast of a wet nurse.
- Sinapi sem.*, menstruation, and expulsion of placenta. P. ТОНФ. With vinegar (applied) cures swellings of the breast. ТОНФ.
- Smil. China*, pains in the uterus. н.
- Stann.*, hysterical spasms, with pain in the abdomen.
- Staph.*, expulsion of placenta. P.
- Stor. cal.*, sterility. н.
- Strych. f. St. Ign.*, suppression of menstruation.
- Stryloph. Nep. rad.*, restoring the menstrual discharge.

*Suert. pet.*, amenorrhœa with sterility. R.

*Symploc. cral.*, excessive uterine hæmorrhage.

*Thym. Serp.*, hysteria.

*Tribul. terr.* (v. *Pisum sat.*) sterility.

Emmenagogue. ТОНФ.

*Ultram.*, emmenagogue.

*Unguis odor.*, expulsion of the placenta, also menstruation, and fecundity. P. ТОНФ.

*Urt. dioica*, uterine hæmorrhage.

*Urtica succus*, hæmorrhage. R.

*Uva ursi*, suppuration in the uterus. (v. Pains.)

*Vapor.*, warm uterine douches are said to act as an abortive.

*Vill. nymph.*, is said to increase the milk of cows; perhaps also of other animals (?) It is therefore given to cows as food, in Cashmere.

*Viola rep.*, hysterical temperament, accompanied by weeping.

*Vit. Neg.*, was administered for pain in the spine, and conception shortly afterwards took place. Leucorrhœa.

*Zinci chlor.*, injections in leucorrhœa. (v. Gonorrhœa.)

*Zinci oxyd.*, one part, with two parts of gum arabic, mixed and applied in soreness of the nipples. R.

There are a number of remedies and diagnostics respecting sterility to be found in Arabian and Persian books; but, they are generally ridiculous fancies; e. g.—the urine of each (man and wife) is to be put into two separate porcelain vessels, and some bran thrown into them; if, afterwards, worms appear in the urine of the one and not in that of the other, the cause of sterility is attributed to the former!

FEVER — INFLAMMATORY, WITH OR WITHOUT ACUTE ERUPTIONS, AS: ERYSIPELAS (*St. Anthony's Fire*), MEASLES, MILIARIA (*Miliary Fever*), PLAGUE, SCARLATINA (*Scarlet Fever*), SMALL-POX, TYPHUS, URTICARIA, (*Nettle-rash*) &c.

*Absinth.*, fever. P. O.

*Absinth. rad.*, fever with eruption in patches. P.

*Acac. succ.*, fever with pain in the side. Erysipelas.

*Achyr. asp. rad.*, periodic eruption in patches. Periodic eruption of vesicles, arising from a serpent's bite.

*Achyr. asp. sem.*, eruption in patches. P. O.

*Acon. fer.*, typhus fever.

*Acon. Nap.*, measles.

*Agar. a.*, contagion. ТОНФ.

*Ajouain*, nettle-rash. In India they fumigate with these seeds in urticaria, and afterwards rub the body of the patient with a piece of rough woollen cloth, to bring out the eruption more fully.

*Alcanna*, v. Females, diseases of,

*Allium sat.*, fever with headache, sore throat, thirst, &c., 4 times.

*Alum. serum*, typhus.

*Ann. carb.*, scarlet fever.

*Anag. cær.*, eruption in patches, appearing after bathing. (v. Skin diseases.)

*Anguin.*, fever with red urine. P.

*Ant. t.*, fever with headache. P. O.

*Arg. nitric. fus.*, erysipelas (the application.) R.

*Arn.* (R.) fever.

*Ars.*, putrid petechial fever. (v. *Led. pal.*)

*Ars. sod.*, erysipelas.

*Arum camp.*, fever. P. O., also fever with eruptions. 4 times — 12 times. (Fever with internal burning. N.)

- Asparag. asc.*, fever. *r. o.*  
*Asparag. Halioon (sem.)* eruption in patches with vomiting. *m. and z.*  
*Bebeerina*, fever. Worm-fever.  
*Belemn.*, retrocessed eruptions. *r.*  
*Bell.*, nervous fever. (A blister at the same time applied to the neck.)  
*Berb. Lye.*, rheumatic fever with general pains.  
*Berb. Lye. Res.*, fever. *r. o.* in an eruption like erysipelas.  
*But. frond. sem.*, fever. *g.*  
*Cac. Klein.*, periodical eruption in patches.  
*Calc. chlor.*, *v. Chlor.*  
*Calend.*, erysipelas. *r.* (as an application with pepper, a Cashmerean remedy.)  
*Calotr. gig. sem. (H.)* fever with red urine. Fever with ♀, scrofula and diarrhoea. Fever of four months' duration.  
*Calotr. gig. succ. appl.*, fever. *r.*  
*Calumbo, v. Females*, diseases of,  
*Camp.*, erysipelas and fevers (internally and externally). *r.* With almonds, hemp-seed, and some laudanum, prepared as an emulsion (one spoonfull taken every hour), removed rheumatic fever with dysuria.  
*Cannab. Ind. hb.*, irregular fever with general swelling.  
*Cann. Ind. sem.*, *v. Camp.*  
*Canth.*, yellow fever and pestilential disease of cattle. *r.* (May be tried in epizooty.)  
*Capill. Ven.*, miliary eruption.  
*Capp. spin. rad. cort.*, eruption, like small-pox. *r.*  
*Cetacei ol.*, fever with cough. *r. o.*  
 Rheumatic fever.  
*Chamom.*, *v. Sarsop.*  
*Chel. maj.*, irregular fever.  
*Chenop. a. sem.*, fever from fright.  
*Cherayta, v. Meniep.*  
*Chin. sulph.*, erysipelas. 4 times 28.  
 Slow internal fever with general pains. Nettle-rash. *r. o.*  
*Chlor.*, is employed in different forms as an agent for purifying the air, destroying miasms and contagions. (*v. Coffea, Nigella, Terobinth. spir.*)  
*Chloroform*, typhus. *r.*  
*Churrus*, fever with burning, also with piercing pains.  
*Cich. fl.*, mucous fever.  
*Cich. fol.*, eruption in patches. *r.*  
*Clerod. inf.*, rheumatic fever.  
*Cocc. men.*, bilious fever. Gastric fever. Fever with boils. 4 times 12.  
*Coff. Ar.*, irregular fever. Eruption of vesicles. Measles. Small-pox. (The perfume which roasting of coffee produces, is said to destroy miasma or contagion better than *Chlor*).  
*Colch. aut.*, fever. *g. n., g.* in irregular forms. 4 times 12. Eruption of patches.  
*Coloc. pulpa*, rheumatic fever. *m. & z.*  
*Conv. arg.*, catarrhal fever with inflammation of the throat. 4 times.  
*Cop. bals.*, reddish spots. *r.* Nettle-rash. *r.*  
*Corallia r.*, erysipelas? (Red corals worn round the neck. *r.*)  
*Corch. frut.*, erysipelas. Fever with eruptions, burning and pricking pain.  
*Cor. sat.*, blisters.  
*Cost. Arab.*, fever with burning sensation, also with sore throat of three months' standing. (*H sol.*)  
*Cost. n. Cashm.*, fever with shivering. Nettle-rash. *r.*  
*Cotyl. lac.*, fever. *r. o. n., g.* in continued fever, with shivering and pain. 12 times.  
*Creos.*, erysipelas. (The application). *r.*



- Croc. sat.*, measles.  $\pi$ .
- Cucum. acutang. P.*, sweating sickness.
- Cucum. sat.*, the juice of salted cucumbers, prepared with spirit, as an essence. Slow fever, with pain in the spine and knees.  $\mu$ . and  $\pi$ .
- Cusc. sem.*, eruption in patches.
- Cydon. sem.*, fever.  $\pi$ .
- Dact. nuol.*, erysipelas with fever. Red spots.
- Darom.*, internal heat with perspiration, where no covering can be endured. Indian physicians are of opinion that the root is prophylactic against the miasma of plague and cholera, even if merely worn.
- Dat. mart.*, nervous fever with delirium.
- Dolph. paucifl.*, internal fever.
- Dulc.*, rheumatic fever.
- Elaegn. ang.*, fever.  $\pi$ .  $\sigma$ .
- Embryoph. ghit. fr.*, periodic sensation of burning and itching.
- Eug. Jambol. cort. succ.* ( $\mathbb{H}$ .) fever.  $\pi$ .  $\sigma$ .  $\mu$ .
- Euph. long.*, periodic eruption of patches.
- Euph. Agrar. (aff. spec.)* eruption in patches, appearing in the evening. Eruption in patches with burning sensation.  $\mu$ . and  $\pi$ .
- Fenic. rad.*, itching erup. of patches.  $\pi$ .
- Fenic. sem.*, eruptive fevers, as measles, small-pox, &c. (A weak infusion, administered as a beverage.)
- Fumar.*, v. *Manisp.*
- Gagermin g.*, fever.
- Galla Turv.*, fever.  $\pi$ .  $\sigma$ .  $\mu$ .
- Gossyp. sem.*, fever.  $\pi$ .  $\sigma$ ., also in eruptions of patches. Pustules.  $\pi$ . It excited, purged, and increased the secretion of urine and perspiration. In erysipelas, cotton is placed upon the parts, which have been previously dusted with flour, rhubarb, or camphor, &c.
- Guil. Bond.*, acute and critical eruptions.  $\pi$ .  $\sigma$ .
- Gund. Zulm (sem.)* eruption in patches.
- Harm. Ruta*, urticaria.
- Hedys. Deisterdane (sem.)* irregular fever.
- Heract. div.*, itching, erysipelatous inflammation.
- Hollow. pill. sol.*, fever.
- Hossen Jussif*, fever.  $\pi$ .  $\sigma$ .
- Hoya vir.*, itching eruption in patches.
- Hyosc. n.*, typhus.
- Hyssop.*, acute eruptions.
- Iod.*, irregular fever.
- Ipec.*, rheumatic fever. (A dose every two hours.)
- Junip. baccæ*, fever.  $\pi$ .  $\sigma$ .  $\mu$ . (In Asia it is customary in inflammatory eruptions to wash the body with a decoction of juniper berries.)
- Kali ferrocyan.*, fever.  $\pi$ .  $\sigma$ .
- Kali nitr.*, inflammations.
- Kali sulph.*, fever with abscesses. Swellings of the glands, &c.
- Kris*, itching pustulous eruption.  $\pi$ .
- Lamin. sacch.*, gastric fever with sore eyes, expectoration, disorders of the stomach, and costiveness.  $\mu$ . and  $\pi$ .
- Led. pal.*,  $\Delta$ . *Ars.*, miliaria.
- Leon. Roysl.*, fever.
- Lich. odor.*, periodic eruption of black spots.
- Lini sem.*, with honey. Fever with swelling of the face. Inflammation of the throat, asthma, cough, and burning pricking pains. Fever with bleeding at nose and ears.  $\pi$ .
- Liquir. succ.*, fever with obstructions.  $\mu$ .
- Lup. Hum.*, fever.  $\pi$ .  $\sigma$ .  $\mu$ .
- Lyc. hb.*, fever with flying rheum. pains.
- Lyc. sem.* ( $\mathbb{H}$ .) fever.  $\pi$ .  $\sigma$ .
- Macis*, acute fever with shivering.
- 12 times.

- Manna Cal.*, fever. G. N.
- Marrub. a.*, scarlatina.
- Mel. Azed. cort.*, rheumatic fever.
- Mel. Azed. fol.*, checked eruption with fever. F.
- Melong. Sol.*, used as food, is said to be injurious to those attacked by the plague.
- Menisp. gl.*, nettle-rash.
- Menisp. gl.*, 2 parts; *Charayta* 3 parts; *Fumaria* 1 part; burned to ashes, from which the alkaline part is extracted. A few grains of this salt is given by the Persian and Indian doctors, in such chronic fevers as often disappear and return. A.
- Menisp. gl. fec.*, fever. F. G.
- Menisp. hirs.*, fever with eruption of pimples.
- Merc. d.*, a critical eruption. F.
- Momord. G u g e r v e l*, fever. F. G.  
(In ten cases it failed twice; good in eight.) 4 times.
- Mor. a. fr.*, eruption. F.
- Moringa Sok. sem.*, eruption of pimples.
- Mosch. nuc.*, internal heat and burning. F. G.
- Mur. ac.*, malignant small-pox. R.
- Nerium ant.*, fever. F. G. N.
- Nigella sat.* (v. Mat. Med.)
- Nycter.*, fever. F. G.
- Nymph. Lot.*, small-pox & measles. T O H F.
- Ocim. pil.*, transient erupt. in patches, which appeared after vomiting. F. G.  
Granular and itching eruption. F.
- Ozym.*, with water, as a beverage, in scarlatina. R.
- Pastinaca Se c a c u l*, fever, in ♀. F.  
Fever with boils. Irregular fever.
- Petros.*, small-pox. T O H F.
- Phosph.*, nervous fever. Febrile crup
- Phys. fec. rad.*, fever by night. Rheumatic and gastric fevers, with anorexia (want of appetite).
- Pist. put.*, fever with scalding urine.  
Fever with pain in the abdomen and spine. Fever with diarrhœa and dysentery. B.
- Polyanth. tub.*, general, critical eruption of pimples. F.
- Polyg. molle*, erysipelat. inflammation.
- Polypod.*, fever. F. G. N.
- Portul. Oler.*, erysipelas. R. (In Asia the fresh leaves are bruised and applied.)
- Quas.* (R.) fever. G. N.
- Ran. lan. rad.*, fever.
- Rheum Aust.*, fever. G. N.
- Rhus Kakrasinghea*, fever with burning sensation, also with thirst and vomiting.
- Rottl. tinct.*, fever. F. G. Exacerbations (every ten days).
- Rub. Munj.*, fever. F. G. (G. N. and R.)
- Raku tinct.*, fever with acute eruptions.
- Rumex Acet.*, typhus.
- Rum. Beejbund*, reddish, granular eruption. F.
- Sabina*, fever. F. G.
- Salep*, fever. G. N. Fever of one year's duration. G. M. and R. Fever by night. Fever after a serpent's bite.
- Santal. r.*, remittent, acute fever.
- Sapind. em.*, mucous fever. Nervous fever.
- Sarcoc.*, heat in the afternoon.
- Sarsap.*, after small-pox; patches, itching, &c.  
A. Chamon., Nettle-rash.
- Saxifraga Peshant*, fever with chronic pustules.
- Scorp.*, acute fever. Catarrhal, rheumatic fever with local inflammation. Nervous fever. Worm-fever.
- Sep. succ.*, fever. F. G. M. and R.
- Serp. exuv.*, catarrhal, rheumatic fever. Internal heat with anxiety. Erysipelas. Fever and red urine. F.

*Silic.*, worm-fever in scrofulous patients. Fever at night. Fever, red urine, and inflammation of the ears. P.

*Sisymb.* *Soph.*, fever.

*Spig. anth.*, worm-fever.

*Spong. u.*, fever with inflammation of the throat. P.

*Strych. f. St. Ign.*, specific in the plague. To be tried also locally; *i. e.*, as (*strychnine*) ointment, or as an endemic in pestilential boils, carbuncles, &c.

*Strych. n. rom.*, fever with swellings. Acute and chronic miliaria. Eruptions in patches, appearing after bathing.

*Tabashir*, acute fever, removed by purging.

*Talc. a.*, fever in the evening. P. G. M. M. and E.

*Taraxaci rad.*, fever. E.

*Terebinth. spir.* (v. *Materia Medica.*)

*Thuja occ.* (H.) critical, or checked, eruptions. P.

*Thuj. or. sem.*, fever. P.

*Tigr.*, fever with boils.

*Unguis odor.*, erysipelas. M. and E.

*Urt. diolen*, fever.

*Vacc.*, a transposition (metastasis) of the virus of variola (long after the eruption of the small-pox), crusts appearing on the feet. Vaccination during the epidemy is said to be a preventive against the plague, and perhaps against cholera-morbus.

*Verbena Labor.*, fever. P. G. N.

*Vesp. mel.*, fever with a sensation of internal burning. P. G.

*Viol. rep. conf.*, catarrhal fever by night.

*Viol. tr.* (H.) fever, or heat. P. G.

*Vit. Neg.*, gastric and nervous fever, with anxiety and dyspnoea. M. & E. Flying eruptions in patches. P. Fever. P. G. N.

*Vit. Neg. sem.*, internal burning and heat.

*Vitri fel.*, urticaria.

*Zinc.*, periodic fever. Fever at night, with shivering.

*Zinci iod.*, fever. P. G. M. and E.

*Zyz. Juj.*, nervous fever, with delirium and unconsciousness.

*Zyz. vulg.*, fever. G. N. Measles and small-pox. TOHF.

FEVER, COLD, *v.* Fever—intermittent.

FEVER, HECTIC, *v.* Emaciation, &c.

FEVER—intermittent.

*Acac.*, v. *Piper long.*

*Achyr. asp. sem.*, double tertian.

Quotidian. G. N.

*Adansonia digitata*, the bark is said to surpass the sulphate of quinine in intermittent fevers. E.

*Allium sat.*, quotidian.

*Alumen crud.*, v. *Fic. relig.*

*Anac. orient.*, quotidian. 4 times.

*Angust. cort.*, tertian. 8 times 2A.

*Antim. tart.*, quotidian, with heat (without shivering).

*Armorac.*, tertian.

*Arsen. hydrocyan.*, intermittent fevers.

*Arsen. pot.*, intermittent fevers.

*Arsen. sodæ*, tertian. G. N.

*Asari rad.*, quartan. P. quotidian. G. N.

*A t e r m i*, fever with rigors (convulsive shuddering, with a sense of cold) at night.

*Auripigm. rubr.*, fever, with sensation of cold (horripilation). P.

*Balausta*, tertian. Shuddering fever. P.

*Barringt. acutang.*, v. *Piper. nigr.*

*Bistorta*, tertian. Quartan. G. N.

*Buteæ frond. sem.*, v. *Guil. Bonduco.*

*Calc. citrat.*, tertian.

*Calumb. rad.*, irregular bilious fever.

*Cetrar.* (two grains, pro dosi). E.

- Chelid. maj.*, tertian. Quotidian. G. N.  
*China cort.*, quotidian (paroxysm during the night).  
*China. sulph.*, v. *ferr. hydroc.*  
*Cichor. rad.*, ague, with swelling of the face. 12 times.  
*Cichor. sem.*, ague. Quartan. G. N.  
*Clerodendr. infort.*, quotidian, 4 times 12.  
*Corchor. fruticos.*, quotidian. P. G.  
*Cotyl. lacin.*, ague with general pains.  
*Crot. Tigl.*, quotidian. G. N.  
*Cumini sem.*, v. *Pip. long.*  
*Curc. Zedoar.*, tertian. 3 times 12.  
*Cuscut. sem.*, chronic fevers. ТОНР.  
*Cycad. revol. cort.* (℞) ague. P.  
*Datisc. Cannab. rad. cort.*, quotidian. 4 times.  
*Datur. Stram. fol.*, v. *Pip. n.*  
*Deals. Root for Torkeo*, tertian. P.  
*Dracon. sangui.*, intermittent fever. P. G.  
*Ephorb. ten.*, tertian. P.  
*Evoke.*, tertian. P. G.  
*Ferr. hydrocyan.*, in combination with the sulphate of quinine, in intermittent fever. R.  
*Fici relig. fol.*, spread with powdered alum, is used in India as an epikarpium (armband) against intermittent fevers.  
*Galanga*, ague.  
*Garden. dumet.*, fever (in afternoon) without shivering or thirst.  
*Gmel. Asiat.*, quotidian. P. G. Tertian.  
*Goolchees fol.*, tertian.  
*Guiland. Bonducc.*, tertian. 4 times 12. Quotidian. G. N. In combination with peeled seeds of *Butea frond.*, in quartan. R., black pepper also is said to increase the efficacy of these nuts. (v. *Piper long.*)  
*Gyps. Zernik goudenti*, quotidian. Tertian.  
*Harcoontootia*, quotidian.  
*Junip. bacc.*, ague.  
*Led. palustre*, shivering (in the morning) P.  
*Lini sem.*, quotidian and quartan. G. N.  
*Magnes. carb.*, quotidian.  
*Maleac. Todoræ nigr.*, quotidian (exacerbation in the afternoon). P.  
*Marrub. alb.*, ague.  
*Melia Azed.*, ague.  
*Melia semperv. sem.*, quotidian. G. M and R.  
*Meliloti sem.*, masked ague. (Burning sensation in the throat traversing the chest to the stomach, in the afternoon.) M. and R.  
*Myrobal. citr.*, quartan, 4 times 24. Tertian. P.  
*Nigell. sat.*, with *Ozymel*, to be administered in quartan. ТОНР.  
*Ocim. sanct. fol.* v. *Piper. n.*  
*Phyllerin. sulph.*, intermittent fevers. R.  
*Pip. Betle fol.*, v. *Piper n.*  
*Pip. long.*, with acacia leaves, cummin seeds, grey bonduc nut (*Guiland. Bonducc.*) equal parts of each, prepared in form of pills, of the size of peas (one three times a day), is used by Eastern physicians in the cure of all descriptions of ague.  
*Pip. nig.*, with betel leaves and prickly-apple leaves (*Datura Stram. fol.*) equal parts, administered morning and evening in quartans, or: black pepper with the leaves of sacred toolsee, (*Ocim. sanct.*) and *Barrington. noutang.*, one scruple of each, pulverized; administered half-an-hour before the quartan paroxysm comes on; repeated if necessary. R.  
*Polygon. linifol.*, tertian. Quotidian. G. N.  
*Psyll. sem.*, masked ague (pain in the throat, with difficulty of swallowing, every evening).  
*Rheum Australe*, tertian.

*Rottlera tinctor.*, quotidian.  
*Rumex B e e j b u n d*, quotidian, m. & e. 6.  
 Tertian. with severe shuddering.  
 8 times 32.  
*Salicine*, substitute for sulphate of quinine. r.  
*Santon. sem.* (H.) tertian and quartan. g. n.  
*Sarcocolla*, quartan, 8 times 16.  
*Selen.*, tertian. p. g.  
*Sep. os*, tertian with headache.  
*Sep. succ.*, quotidian.  
*Serpent. ezuv.*, ague (epicarpium). r.  
*Sisymb. Irio*, quotidian and tertian.  
*Smilax China*, quartan. Ague. p.  
*Storax liq.*, tertian.  
*Tarax. rad.*, quotidian. 4 times 12.  
*Terebinth. spir.*, remittent quotidian.  
*Turpetk.*, ague. g. n.  
*Urtic. dioic. fl.*, ague? (producing warmth).  
*Veratr. alb.*, ague.  
*Verbena Lahor.*, quartan. g. 4 times 28.  
 (It has not been tried in other agues.)  
*Vit. Neg. fol.*, tertian. Quartan. m and e. 30. Fever (afternoon). p.  
*Zyzoph. Jujuba*, tertian.

FINGERS AND NAILS—affections of,  
 v. *Swellings and Ulcers*.

FISTULA, v. *Ulcers*.

FLATULENCY, BORBORYGMI (*rumbling in the bowels*). COLIC, ILEUS (*iliac passion*). METEORISMUS (*inflation or distension*). TORMINA (*gripes*). TYMPANITIS (*tympany*).

*Absinth.*, pain in the bowels, (early in the morning).

*Acac. cort. et sem.*, flatulency (after dinner).

*Acanth. Ootungun*, flatulency. p.

*Acon. heter.*, pain in the bowels.

*Acupuncture*, tympanitis with constipation. r.

*Ajoua in*, colic from flatulency.

*Ajuga dec.*, gripes. p. g.

*Alcanna*, colic with stoppage of urine.

*Aloes succotr.*, pain in the bowels with fever. Pain in the groin and abdomen.

*Alth. fl.*, pain in the bowels. Colic in horses.

*Ammon. mur.*, colic. Pain in the bowels and groin. m. and e.

*Anac. or.*, pain in the bowels, (exacerbations every four or five days).

*Anag. caer.*, distension. p.

*Angel. sem.*, pain in the bowels. p. g.

*Anguin.*, rumbling in the bowels. p. g.

*Antim. sulph. n.*, gripes. 4 times 12. Colic with constipation.

*Apii sat. rad.*, rumbling in the bowels. Colic with flatulency.

*Aranicum*, inflation with indigestion, pain in the bowels, side and spine, with dysury. m and e.

*Argem. Mez. sem.*, distension. p.

*Arg. fulm.*, colic. p. g. n.

*Arg. nitric. fus.*, inflammation of the bowels. Tormina. g. n.

*Arsen.*, colic with diarrhoea.

*Arum camp.*, flatulency. p. g. Colic. p.

*Arum Coloc.*, pain in the bowels. p. g.

*Asa f.*, flatulent colic.

(v. *Calam. arom.*)

*Asparag. Halioon (sem.)* colic. Pain in the umbilical region.

*Aterni*, pain in the bowels.

*Aurant. cort.* (H.) borborygmi.

*Basella r.*, colic. Inflation.

*Bebeerina*, colic with worm-fever.

*Bedelbisch*, inflation with costiveness.

*Bign. Ind. sem.*, flatulency. Gripings. p.

*Bist.*, borborygmi. p. g. (m. and e.)

- Blum. auric.*, inflation with spinal pain.  
*Bol. arm.*, inflation.  
*Bov.*, colic. P.  
*Bryon.*, colic with dysentery or diarrh.  
*Cacal. Klein.*, pain in the bowels. P. G.  
*Calam. ar.*, flatulency. A compound of the root of sweet flag (calamus aromaticus), assafetida, fennel seed, and ginger, in the form of pills; or, the root of sweet flag, burned harts-horn, and henbane seed, I have, in my earlier practice, now and then, employed with success against tormina.  
*Calotr. gig.*, colic with bloody urine.  
*Camel. coagul.*, colic. G. N.  
*Camp.*, tympanitis. (v. *Cann. sem.*)  
*Cann. Ind. Cashm. rad. cort.*, colic.  
*Cann. Ind. hb.*, colic in horses. (10 grains, triturated with 20 grains of sugar; such a dose administered every hour, until relieved).  
*Cann. Ind. sem.*, inflation. Colic after dinner. In flatulency (with camphor in emulsion).  
*Caps. sem.*, gripes. P. G. Colic, with pain in the stomach.  
*Carbo. an.* (C. C. u.) borborygmi and tormina. P. G.  
*Carbo veg.*, borborygmi & tormina. P. G.  
*Card. maj. & min.*, flatulency.  
*Carissa Carond.*, borborygmi. P.  
*Carniol. u.*, borborygmi.  
*Carth. tinct. sem.*, borborygmi (at night).  
*Caryoph. arom.*, periodic colic.  
*Cassia al.*, flatulency. P. G.  
*Cass. Khar. N.*, borborygmi. P.  
*Cass. lign.*, inflation.  
*Cass. lign. fol.*, inflation, 4 times 12. Rumbling in the bowels. P.  
*Celastr.*, inflation, with painful obstructions. Colic. P.  
*Cepa*, flatulent colic. P.  
*Chel. maj.*, colic, inflation, & diarrh. P.  
*Chenop. a. sem.*, inflation. P. G. Gripes. G. N.  
*Cherayta*, borborygmi. P.  
*Chin. cort.*, pain in the bowels. P. G.  
*Churrus*, rumbling in the bowels. P.  
*Coccul.*, flatulency. P. G. Colic with or without diarrhœa.  
*Cocos nucif. cort. fibr.*, inflation. P.  
*Colch. aut.*, inflation.  
*Coloc. pulpa*, borborygmi. M.  
*Coloc. rad.*, flatulency in horses. N. Flatulency. P.  
*Comp. P. kermool*, colic. P. G.  
*Comp. Zerbari*, gripes. P. G. Rumbling in the bowels.  
*Con. mac.*, rumbling in the bowels with hernia. Pain in the bowels. P.  
*Conv. arg.*, pain below the navel.  
*Cop. bals.*, gripes. P. G. Flatulency with indigestion.  
*Corch. frut.*, colic and pain in the bowels (causing the patient to cry out).  
*Cost. nig. Cashm.*, colic with hæmorrhoids.  
*Cotyl. lac.*, flatulency. P. G. Pain in the abdomen and head.  
*Croc. sat.*, borborygmi. Flatulency with indigestion.  
*Crust. Djinge*, colic. G. N.  
*Crust. Mahes roobean*, inflation with stoppage of urine. Colic. P.  
*Cucurb. Citrulli*, inflation with colic (at night). P.  
*Cucurb. Citrulli sem.*, colic. P.  
*Cucurb. Lagen.*, flatulency. P.  
*Cupr. amm.*, flatulency. P.  
*Cupr. carb.*, colic with costiveness and spasms.  
*Curcul. orch.*, shifting pains in the bowels.  
*Curc. longa*, colic. P. G. Rumbling in the bowels.  
*Cusc. monogyna*, flatulency.

- Cusc. mon. sem.*, flatulency with or without diarrhoea.
- Cyc. rev. sem.*, colic with or without headache.
- Daet. nucl.*, colic with thirst. 4 times.
- Daph. Sunnerkat rad. cort.*, flatulency.
- Doron.*, rumbling in the bowels.  
Flatulency.
- Datic. Cann. sem.*, borborygmi.
- Dat. Stram. fol.*, colic. P.
- Dat. Stram. rad.*, borborygmi with diarrhoea.
- Deals. Root for fistula*, gripea. G.
- Deals. Haroont. (spec.)* inflation.
- Delph. Ghafes fl.*, inflation. P.
- Delphin. paucifl.*, pain in bowels. P. G.
- Dig. purp.*, inflation on the left side.
- Diorit.*, inflation with costiveness.
- Djendaloo*, colic.
- Dulc. fol.*, colic.
- Elat.*, colic with constipation.  
Inflation after meals.
- Embryopt. glut. fol.*, colic. P. G.
- Eugen. Jambol. cort. succ. (TK.)* flatulency. Borborygmi. P.
- Eug. Jambol. nucl.*, colic. P. G.
- Euph. Agrar. (aff. spec.)* colic. P. G. N.
- Euph. longifol.*, borborygmi with tenesmus.
- Euph. ten.*, borborygmi.
- Euph. verr.*, borborygmi.
- Euphras.*, colic.
- Ferri sulph. Ind.*, inflation. P. G.  
Colic. P
- Fic. glom.*, inflation with fever.
- Fenic. sem.*, v. *Cal. ar. et Zingiber.*
- Fumar.*, colic. P.
- Galanga*, rumbling in the bowels with diarrhoea.
- Galega purp.*, tympanitis.
- Galla Turc.*, colic.
- Gent. rad.*, colic. P.
- Geran. nod.*, inflations. P. G.
- Geum elat.*, colic. G. N.
- Gourbooti*, colic. Inflation with costiveness. P.
- Graph.*, colic. P.
- Gust. Bond.*, borborygmi with indigestion.
- Gundel. Zulm sem.*, colic.
- Gyps. Setselajit*, colic. P. G.  
Rumbling in the bowels.
- Harm. Ruta fl.*, flatulent colic.  
Inflation with pain in the bowels.
- Harm. Ruta hb.*, tormina. P. G.  
Gripes.
- Harooontootia*, colic with indigestion or with fever. M. and N.
- Hel. Isora*, inflation. P.
- Heract. div.*, flatulency after meals.
- Hermod. am.*, colic. P. G.
- Hollow. pill. sol.*, colic. P. G. N.
- Hyosc. n.*, v. *Calam. ar.*
- Hyper.*, inflation.
- Ilex aquif.*, colic.
- Inula Hel.*, flatulency with constipation.
- Ipom. coer.*, meteorismus with or without dysentery. Colic. P.
- Ipom. cusp.*, borborygmi and tormina. P. G. N.
- Ipom. daesyp.*, inflation (at night). P.
- Jalap. mir. rad.*, pains in the bowels, Q.
- Jatroph. Curc.*, colic. P. G. Inflation. P.
- Jugl. reg. ligni vel nuc. cort.*, pain in bowels.
- Just. Nas. fl.*, colic. G. Inflation.
- Kali ferrocyan.*, flatulency with diarrhoea. Colic. P. G. N.
- Kali Sals.*, colic with costiveness.
- Kali sulph.*, inflation. M. and N.
- Keikseila*, flatulency.
- Kunkolmirsch*, flatulency with diarrhoea. Pain in the umbilical region with costiveness.
- Lacca in gr.*, inflation. P.
- Lactuc. sat. sem.*, colic. P.

*Lactuc. sat. succ.*, inflation with want of appetite.  
*Lava. inerm.*, iliac-passion. ТОНФ.  
*Lent. sat.*, inflation. Ileus. P. ТОНФ.  
*Leon. Royl.*, colic.  
*Leuc. ceph.*, colic. Inflation at night with chronic disease of spleen. м. & з.  
*Lich. odorif.*, colic. о. н.  
*Lini sem.*, colic. м. and з.  
*Lini sem.*, with honey. Borborygmi with costiveness.  
*Liquir. succ.*, rumbling in the bowels.  
*Lithanth.*, colic with cough. Rumbling in the bowels. P.  
*Locust.*, inflation. P.  
*Lupin. a.*, colic. P. о. н.  
*Magnes. carb.*, colic. Flatulency, with diarrhœa. м.  
*Magnes. mur.*, flatulency with diarrhœa.  
*Major.*, gripes. P. о.  
*Malv. Karmekra*, colic. P.  
*Manna Teeghul*, rumbl. in the bowels.  
*Mant. ov. mass.*, inflation.  
*Marrub. a.* (H.) meteorismus with tenesmus.  
*Marum Syr.*, colic with headache.  
*Melandr. tr.*, colic.  
*Melia semp. fol.*, colic. P. о. 4 times.  
*Melil. sem.*, flatulency. Colic. P. о. н.  
*Mentisp. hirs.*, colic. о. н.  
*Menth. pip.* (H.) flatulent colic.  
*Merc. dulc.*, colic with salivation.  
*Mesua ferr.*, flatulent colic, with stoppage of urine, &c. 12 times. Pain in the left side of the abdomen, after a serpent's bite.  
*Meth. glor.*, distension. P.  
*Mezer.*, flatulency, ☿.  
*Millef.*, distension.  
*Mimos. Pud. siliq.*, rumbling in the bowels, and flatulent colic.  
*Momord. char.*, colic with stoppage of urine and stools (dose every hour). Colic in horses.

*Momord. Gugeruel*, distension.  
*Morphia, v. Plumbi acet.*  
*Morus a. fr. a.*, colic. P.  
*Mosch. aux*, borborygmi with indigestion.  
*Moschus*, distension.  
*Marineum* (?) colic. (Excrement of mice for colic being з.)  
*Mutella Antig.*, is used in India by the natives to cure colic in horses.  
*Myrica sap.*, colic. P.  
*Myrobal. Embl.*, distension. о.  
*Myrobal. nig.*, colic.  
*Myrrha gummi*, flatulent colic. P.  
*Narciss. bulb.*, colic. P.  
*Nelumb. specios.*, flatulency. Colic. P.  
*Nepetæ salviaefol. herba*, distension. Colic with pain in the stomach.  
*Ner. antidys.*, distension and colic. P. о.  
*Nigell. sat. sem.*, colic. о. н.  
*Nycterideum*, colic. P.  
*Ocim. alb.*, distension. P.  
*Ocim. Basil.*, colic. P. о.  
*Ocim. sanct. sem.*, distension. P.  
*Olib. Ind.*, colic. P. о. (dose every hour.)  
*Onosma macroceph.*, distension with hæmorrhoids.  
*Opium pur.* (H. I.) borborygmi with costiveness. м. Colic. о. н. (v. *Plumbi acet.*)  
*Opopan.*, rumbling in the bowels. Colic with fever.  
*Oxal. acid.*, colic with tenesmus. м. & з.  
*Pastinaca Secacul*, borborygmi and colic. о. н.  
*Pavia*, colic (continuing day and night.)  
*Petrol.*, colic with pain in the hip-joint.  
*Petrosel.*, colic. P.  
*Phosph.*, rumbling in the bowels.  
*Phys. flex. sem.*, borborygmi. Colic. P.  
*Phys. flex. Lah. rad.*, colic with tenesmus. 12 times.



- Picrorrhiza kurooa*, colic.
- Piscineum*, colic.  $\rho$ .  $\sigma$ . Distension.  $\rho$ .
- Pistac. putam.*, rumbling in the bowels, and colic with fever.
- Pis. sat.*, rumbling in the bowels.  $\rho$ .
- Plectranth. arom.*, distension.  $\rho$ .
- Pisumbi acet.*, three grains, with one-sixth of a grain of *Morphia*. (Dose every four hours.) In obstinate colic and ileus.  $\pi$ .
- Plumbi carb.*, ileus. Colic with costiveness.
- Podophylli Emodi fol.*, distension.
- Podophylli Emodi fruct.*, pain in the bowels.
- Polygon. linifol.*, colic.  $\sigma$ .  $\pi$ .
- Polypod. Sekour*, colic.  $\rho$ .  $\sigma$ .  
Rumbling in the bowels.
- Portul. Olerac. sem.*, colic.  $\rho$ .
- Prunella Cashm.*, colic.  $\rho$ .  $\sigma$ .
- Psyll. sem.*, rumbling in the bowels.  $\sigma$ .  
 $\pi$ . 4 times a day. Colic.
- Pulsat.*, distension.  $\rho$ .
- Ranunc. lanug. fol.*, colic. Rumbling in the bowels. Stabbing pain and soreness in the side of the abdomen.
- Ranunc. lanug. rad.*, colic.
- Ratanh.*, distension.
- Rheum Austral.*, colic.
- Rhus Kakrasinghea*, colic.  $\rho$ .
- Rhus Toxicod.*, colic and spinal pain.  $\rho$ .
- Ricini rad. cort.*, colic in men or animals.
- Ricini sem.*, ileus.
- Rubia Mung.*, ileus. Borborygmi or colic.  $\rho$ .  $\sigma$ .  $\pi$ .
- Sabina*, rumbling in the bowels.
- Sagapen.*, flatulent colic.
- Sago*, rumbling in the bowels with distension, or diarrhoea.
- Salap.*, colic with want of appetite.
- Salv. off.*, colic from hæmorrhoids.  
 $\pi$ . and  $\pi$ .
- Santal. alb.*, rumbling in the bowels.  $\rho$ .
- Sapindi emarg. fruct.*, distension.  $\pi$ .
- Sapindi emarg. ligni cort.*, colic.
- Sapii Indici sem.*, rumbling in the bowels with diarrhoea.
- Sarsaparilla*, colic with dysentery.  
Rumbling in the bowels.  $\sigma$ .  $\pi$ .
- Saxifraga Peshant*, colic. Pains in the sides and in the bowels.
- Scammon.*, colic or distension with costiveness. 12 times.
- Scorpionium*, rumbling in the bowels.  
Colic with diarrhoea.
- Secale corn.*, colic  $\rho$ .  $\sigma$ ., with diarrhoea.  $\sigma$ .
- Selen. (I. T. sol.)* colic with costiveness.
- Seneci. Musuca*, colic.
- Senn. fol.*, distension after meals.
- Sep. succ.*, rumbling in the bowels.
- Serp. Virus (H.)* rumbling in the bowels.  $\rho$ .  $\sigma$ .
- Sid. rad.*, colic.
- Sinapi nig. plac. (H.)* distension.
- Sisymb. Irio*, colic.
- Stann.*, colic with costiveness.
- Staphisagr.*, colic.
- Stenact. bellid.*, borborygmi.  $\rho$ .  $\sigma$ .
- Strychn. nux vom.*, rumbling in the bowels with costiveness. Colic.  $\rho$ .
- Tabac.*, ileus. Spasmodic colic.  $\pi$ .
- Talc. alb. & nigr.*, distension.  $\rho$ .  $\sigma$ .
- Tarant.*, distension.  $\pi$ .
- Tarax. rad.*, colic.  $\rho$ .  $\sigma$ .  $\pi$ .
- Terabinth. spir.*, colic with diarrhoea.
- Thuja. (H.)* distension.
- Thym.*, distension.
- Tigrin.*, flatulency and gripes, with diarrhoea.  $\rho$ .  $\sigma$ .
- Tormentilla*, rumbling in the bowels.
- Valer. sytv.*, colics.  $\rho$ .  $\sigma$ .  $\pi$ .
- Vanill. (H.)* colics.  $\rho$ .  $\sigma$ .  $\pi$ .
- Veratr. alb.*, rumbling in the bowels with colic and fever.
- Verbasci rad.*, distension. Colic.  $\rho$ .  $\sigma$ .  $\pi$ .
- Verben. Lah. sem.*, distension.

*Vitex Neg.*, colic. G. N.  
*Zinci carb.*, periodic colic, sometimes  
 with fever. M.  
*Zinci iod. amygd.*, colic. P.  
*Zingib.*, v. *Calam. arom.*  
*Zyz. Juj. gummi*, colic. P. G.

FOREHEAD — SENSATION OF HEAT IN  
 THE,

—  
*Elatertum*

FORGETFULNESS, v. Memory—loss of,  
 FURUNCULUS, v. Swellings and Skin  
 diseases.

GANGRENE, v. Mortification, &c.

GASES — SENSATION OF, RISING FROM  
 THE STOMACH, HEART, BOWELS, &c.

—  
*Ant. cr.*, P.  
*Bez. anim.*  
*Cleome pent.*  
*Dracoc. Royl.*  
*Magnes. carb.*  
*Meliloti sem.*, P.

GIDDINESS WITH OBSCURITY OF VISION  
 (*Vertigo tenebriosa vel caliginosa*) OR  
 WITHOUT.

—  
*Aoac. cort.*, obscurity of vision, also  
 with a burning sensation in the  
 body.  
*Arac. succ.*, giddiness. P. G. N. With  
 burning heat. G. (With subsultus  
 of the stomach. N.)  
*Acon. Nap. extr.*, giddiness. P. With  
 general pains. 4 times 12. G.  
*Alth. rad.*, giddiness. P. G. N.  
*Ambra gr.*, giddiness so extreme as to  
 cause falling, with spinal pain, also  
 with costiveness. M. and N., or, a  
 dose every other day. (Giddiness  
 with headache. N.)

*Anac. or.*, giddiness. P.  
*Anag. aer.*, giddiness. P. G. N.  
*Araneum*, giddiness with pain in the  
 temples, also with obscurity of  
 vision. M. and N. Giddiness with  
 tingling in the ears (palliative). Gid-  
 diness on rising in the morning. P.  
*Arg. nitric. f.*, giddiness. G. N.  
*Arsnic.* (H.) giddiness with headache,  
 vomiting, pain in the temples, and  
 discharge from the ear. M. and N.  
 Giddiness from a blow. (Obscurity  
 of vision with giddiness. N.)  
*Arsen.*, obscurity of vision. P., with  
 headache. G.  
*Baryta n.*, giddiness and obscurity of  
 vision (palliative).  
*Basella r.*, obscurity of vision.  
 Giddiness. P. G. N.  
*Bass. latif. fr.*, giddiness.  
*Bebeerine*, obscurity of vision. G.  
*Bellad. extr.*, giddiness. P. G. N.  
*Borac. ac.*, giddiness. G. N.  
*Borax*, giddiness.  
*But. frond. gummi*, giddiness.  
*Calam. ar.*, giddiness. P. G., even in ♀.  
 M. and N. (Giddiness with obscurity  
 of vision. N.)  
*Calumb. rad.*, giddiness. P.  
*Campech. lign.*, giddiness. P. G.  
*Camph.*, giddiness (in large doses.) P.  
*Cannab. Cashm. fl.*, obscurity of vision  
 with cerebral congestion.  
*Canthar.*, obscurity of vision. P.  
*Carbo veg.*, giddiness with pain in the  
 forehead, and chronic catarrh. (Gid-  
 diness with obscurity of vision. N.)  
*Cardam. min.*, giddiness. P.  
*Cariss. Car. fr.*, giddiness with head-  
 ache.  
*Cartham. tincl. sem.*, obscurity of  
 vision. P.  
*Cass. Fist. pulp.*, giddiness or obscurity  
 of vision. G. N.

- Cass. Fist. sem.*, giddiness with catarrh. (Obscurity of vision with catarrh. n.)  
*Cass. lign. fol.*, obscurity of vision. Giddiness. g. n.  
*Cass. Tora*, giddiness. p.  
*Celastr. pan.*, giddiness with hypochondriasis. Obscurity of vision. p.  
*Cerebrum*, giddiness with headache.  
*Cervi c. ras.*, giddiness. p.  
*Chelid. maj.*, obscurity of vision. Giddiness. g. n.  
*Cherayta*, obscurity of vision. p.  
*China cort.*, giddiness with debility, or, with nocturnal blindness. Giddiness with obscurity of vision. 4 times 12.  
*Chin. sulph.*, obscurity of vision.  
*Churru*, obscurity of vision (palliative). Giddiness. p.  
*Cicuta*, giddiness with obscurity of vision.  
*Cleom. pent.*, giddiness. p.  
*Coccul. men.*, giddiness. p. g. n. With nausea or vomiting, g.  
*Cocos nuc.*, obscurity of vision. g. n.  
*Comp. Pokermool*, obscurity of vision with headache.  
*Cons. arg.*, giddiness and obscurity of vision, p. g. n.  
*Cost. n. Cashm.*, giddiness. g.  
*Creos.*, giddiness. p.  
*Croc. sat.*, giddiness with faintings. Giddiness with obscurity of vision. g. n.  
*Cucurb. Citrull. sem.*, obscurity of vision.  
*Cyp. amm.*, giddiness and obscurity of vision. g. n.  
*Cycad. rev. fr. cort.* (H.) giddiness. p.  
*Cyc. rev. sem.*, giddiness. g.  
*Cycl. Europ.*, obscurity of vision.  
*Daron.*, giddiness and obscurity of vision g. n.  
*Datic. Cann. sem.*, giddiness.  
*Dat. Stram. sem.*, giddiness. p. g. n. & n. (dose every other day. n.)  
*Deals. Root for fever*, giddiness.
- Deals. Root for Torkee*, giddiness. p.  
*Delph. Ghafes fl.*, giddiness. p. g. n.  
 Obscurity of vision. g. n.  
*Delph. Ghafes succ.*, giddiness. p.  
*Digit. p.*, obscurity of vision.  
*Diortt.*, giddiness. g.  
*Eben.*, giddiness. m. 40.  
*Embryopt. glut. fol.*, giddiness.  
*Embryopt. glut. sem.*, (obscurity of vision with giddiness. n.)  
*Eug. Jambol. fr.*, giddiness with or without obscurity of vision.  
*Euph. gummi*, giddiness.  
*Fagon. Arab.*, obscurity of vision. p. g.  
*Ferr. (I. H.)* giddiness and obscurity of vision.  
*Fic. Car. sem.*, giddiness on rising in the morning.  
*Fic. Ind. fol.*, giddiness and intoxication (in the afternoon).  
*Fenic. sem.*, obscurity of vision with worms.  
*Fung. ign.*, obscurity of vision. p.  
*Galena*, giddiness with headache and fever.  
*Glin. dict.* obscurity of vision. p.  
*Gourbooti*, giddiness. p. g.  
*Granat. ac. rad. cort.*, obscurity of vision. p. g.  
*Grew. Asiat.* (H.) giddiness.  
*Haroonootia*, giddiness. p. g. n. with obscurity of vision, g.  
*Hermod. d.*, giddiness with heat, also with fever. (Giddiness with obscurity of vision. n.)  
*Hoya vir.*, obscurity of vision. p. g. n.  
*Indigof. Anil*, giddiness.  
*Iod.*, obscurity of vision. p.  
*Ipecac.*, giddiness with headache and vomiting.  
*Jalap. mtr. sem.*, giddiness and obscurity of vision. p.  
*Junip. bacc.*, giddiness and obscurity of vision. p. g. n.

- Kali bichrom.*, obscurity of vision.  
*Kali hydroc.*, giddiness. *g. n.*, with obscurity of vision and vomiting, *g.*  
*Kali hydroiod.*, obscurity of vision. *f.*  
*Kali Sals.*, giddiness with headache.  
*Keikella*, obscurity of vision. *f. g.*  
 Giddiness. (In four cases, one failure.)  
*Lactucar.*, obscurity of vision on rising in the morning.  
*Lawson. in.*, giddiness and fever. *f.*  
*Leporin.*, obscurity of vision.  
*Leuc. cephal.*, giddiness. *g. n.*  
*Lithanthr.*, giddiness. *g. n.*, with obscurity of vision. *g.*  
*Lupin. alb.*, giddiness. *f.*  
*Lycop. hb.*, giddiness. *f. g.* (With obscurity of vision. 4 times 12. *n.*)  
*Lycop. sem.*, giddiness in headache. *f.*, with obscurity of vision and fever. *g.*  
*Macis*, giddiness and nausea. *f.*  
*Mango fruct.*, eaten in large quantity, giddiness and obscurity of vision, (on rising in the morning) *f.*  
*Mango nucl.*, obscurity of vision. *f.*  
*Manna Hed. Alh.*, giddiness and obscurity of vision. *f.*  
*Marrub. alb.* (*H.*) giddiness.  
*Meccan. bals.*, giddiness and headache. 12 times. (Giddiness and obscurity of vision. *n.*)  
*Melil. sem.*, giddiness with obscurity of vision. Giddiness with subsultus of the stomach. *g. n.*  
*Melissa*, *v.* Females—diseases of,  
*Menth. Pip.* (*H.*) giddiness with obstructions in the nose.  
*Mercur. fulm.*, giddiness. Obscurity of vision.  
*Mercur. subl. corr.*, obscurity of vision, with pain in the side and knee.  
*Methon. glor.*, giddiness with a sensation of burning in the body. Obscurity of vision. *f.*
- Mimosa absterg.*, giddiness.  
*Mimos. Pudic. sem.*, giddiness. *g. n.*  
*Moschata Nuc.*, giddiness and headache, (in the afternoon) *f.*  
*Myrobal. citrin.*, giddiness. *f.*  
*Myrobal. nig.*, giddiness. *g.*  
*Nerium antidys.*, giddiness.  
*Nitric. acid.*, giddiness. *f.*  
*Nymph. alb. sem.*, giddiness with headache.  
*Ocim. alb.*, giddiness.  
*Ocim. sanct. rad.*, obscurity of vision on rising in the morning.  
*Ocim. sanct. sem.*, giddiness with fever at night; without fever. *g. n.*  
*Onosm. macroceph. fl.*, giddiness. *f. g.*  
 Obscurity of vision.  
*Onosm. macroceph rad.*, giddiness. *f. g. n.*  
 Obscurity of vision. *g. n.*  
*Op. pur.*, giddiness, similar to intoxication.  
*Oxal. acid.*, giddiness with violent perspiration. Obscurity of vision.  
*Pareira brava*, obscurity of vision.  
*Pavia*, giddiness.  
*Petrol.*, giddiness. *g. n.*  
*Phaseol. aconitifol.*, giddiness. *f.*  
*Phosph.*, giddiness. Obscur. of vision.  
*Physal. flex. sem.*, giddiness.  
*Polygon. linifol.*, giddiness, similar to intoxication. *f.*  
*Polygon. macrophyll.*, obscurity of vision. *f. g.* Giddiness. *•*  
*Polypod. vulg.*, giddiness and obscurity of vision. *f. g.*  
*Prunella Cashm.*, giddiness.  
*Psyllii sem.*, giddiness. Obscurity of vision.  
*Querc. glans*, obscurity of vision.  
*Rapar. rad.*, giddiness. *f.*  
*Raph. sat. sem.*, giddiness.  
*Ratanh.*, obscurity of vision. *f.*  
*Resin. pin.*, giddiness and obscurity of vision. *f.*

*Rhus Kakrasingha*, giddiness. P. G. N.  
*Rottlera tinct.*, giddiness. P. G.  
*Rumex Besejbund*, giddiness. G. N.  
*Sago*, giddiness.  
*Sapii Ind. fruct. cort.*, giddiness and  
 obscurity of vision. P.  
*Sapii Ind. fruct. sem.*, obscurity of vi-  
 sion with headache.  
*Scorpion.*, obscurity of vision with  
 glittering before the eyes. P. G.  
*Selen.*, obscurity of vision. P.  
*Senec. Musuca*, giddiness. P. G.  
 Obscurity of vision.  
*Sep. es*, giddiness.  
*Serpent. exuv.*, obscurity of vision.  
 Giddiness. G. N.  
*Sialikamad*, giddiness and obscurity  
 of vision. M. and E.  
*Sida rad.*, obscurity of vision.  
*Silic.*, obscurity of vision. G. N. With  
 catarrh. G. (With itching. N.)  
*Sisymb. Irio*, giddiness. P.  
*Sisymb. Soph.*, giddiness with one-  
 sided headache.  
*Smilax China*, obscurity of vision. P.  
*Solan. Jacqu. fruct.*, giddiness. P.  
*Sphaeranth. Indic.*, giddiness and ob-  
 scurity of vision.  
*Stenact. bellidioid.*, giddiness & fever. P.  
*Stinc. marin.*, obscurity of vision.  
*Stachas Arab.*, giddiness. P. G.  
*Strychn.*, giddiness and headache after  
 immoderate drinking.  
*Strychn. faba St. Ign.*, giddiness with  
 obscure and confused vision, subsul-  
 tus of the stomach, and fever.  
*Strychn. nux vom.*, giddiness and ob-  
 scurity of vision, with pain across  
 the forehead.  
*Strychn. potat.*, giddiness and obscurity  
 of vision. P. G.  
*Talc. alb.*, faintings with giddiness. P.  
*Talc. nig.*, giddiness with hardness of  
 hearing.

*Thuj. occ.*, (H.) obscurity of vision.  
*Thym. vulg.*, giddiness.  
*Trianth. pentandr. nig.*, giddiness with  
 burning heat of the head.  
*Tribul. terrestr.*, giddiness and headache  
 M. and E.  
*Valer. sylv.*, giddiness. Obscurity of  
 vision. G. N.  
*Vanill.* (H.) obscurity of vision.  
*Veratr. alb.*, giddiness.  
*Verbasci fol.*, obscurity of vision.  
*Viola rep.*, giddiness in sitting.  
*Viola tric.*, giddiness.  
*Vitex Neg.*, giddiness. P. G. N.  
 Obscurity of vision.  
*Xanthozyl. fruct.*, giddiness and obscu-  
 rity of vision. P.  
*Zedoar. Zer.*, giddiness.  
*Zinc. sulph.*, obscurity of vision. P. G.

GLANDS—DISEASES OF, AS: INFLAMMA-  
 TION, SWELLINGS OR ENLARGEMENT  
 OF THE—

GLANDS. { AXILLARY (belonging to the arm-pit.)  
 CERVICAL (belonging to the neck.)  
 INGUINAL (belonging to the groin.)  
 PAROTID (belonging to the glands  
 under and behind the ear.)  
 THYROID (covering the anterior in-  
 ferior portion of the larynx) and  
 TONSILS (Almonds of the throat,  
 of the ear).  
 BRONCHOCELE (goitre, Derbyshire  
 neck).  
 ENCYSTED TUMORS, NODES, SCIRRHUS,  
 &c.

*Abr. prac. sem.*, encysted tumors (pre-  
 pared with salt and lemon-juice)  
 the application. R.  
*Absinth. hb.*, nodes. Node of the neck  
 with fever. Inflamed glands.  
*Acac. fol.*, inflamed axillary glands.

- Ajowain*, v. *Dol. prur.*
- Ajuga De als.*, infl. cervical glands.
- Ajuga dec.*, infl. cervical glands.
- Alum. cr.*, encysted tumor (applied on the scarified part) z.
- Amm. mur.*, v. *Serp. eruv.*
- Angust. cort.*, node of the leg.
- Areca Cat. nuc.*, nodes. Swelling of glands and tonsils.
- Areca Cat. nuc.*, nodes in muscles. ♀. (v. *Mat. Med.*)
- Argem. Mes. sem.*, inflammation of the axillary glands. p.
- Armor.*, inflammation of the cervical glands, or of the tonsils, with difficulty of swallowing, &c.
- Arnica* (H.) nodes.
- Ars. scirrhus.* The *Hakims* at Lahore recommend half an ounce of white Arsenic, in powder, to be worn in a small silver or gold box, as an amulet on the neck in scrofula.
- Aselli jec. ol.*, swelling of the thyroid (better *thyroid*) and scrofula. z.
- Bov.*, painful cervical scirrhus.
- Brom.*, enlargement of the thyroid gland, and scrofula. z.
- Calam. ar.*, bubo. p. (4 times 12.) in suppressed gonorrhœa.
- Calc. carb.*, encysted tumors.
- Cann. Ind. Cashm. rad.*, scrofula. Swelling of the cervical glands.
- Carbo. an.*, swelling of the parotid glands. Scirrhus swellings. Swellings of the cervical and parotid glands. (*Ossa anguinea usta*) m. & z. 14.
- Carvi sem.*, swellings of the parotid glands (internally and externally) ТОНР.
- Cascar.*, boils. p.
- Cas. al.*, inflammation of the inguinal glands. m. and z.
- Cassia Khar n. N.*, inflammation of the cervical glands, or tonsils. p. g.
- Caut.*, swelling of the thyroid of a porter. Scrofula.
- Cauter. act.*, it is a common Arabian practice to apply it behind the ears in scrofula.
- Celac. ol.*, boil, ♀. 4 times 28. Scrofula.
- Chaulmoogra odor.*, node and boil.
- Chel. maj.*, tumor. Scrofula.
- Cic.*, scrofulous sores.
- Clem. erecta*, induration of the inguinal glands.
- Coccul.*, boil, with gonorrhœa and fever. 4 times 12. Inflammation of the cervical glands, in ♀. p.
- Coloc. rad.*, pain of the thyroid gland. p.
- Con. mac.*, boils. Scirrhus. Scrofula. Inflamed tonsils. m. and z.
- Corch. frut.*, pain of the thyroid. p.
- Cost. Ar.*, boil, in ♀. p.
- Cost. s. Cashm.*, suppuration of glands. Suppurating scrofula.
- Crat. Marmel.*, suppurating boils.
- Creas.*, encysted tumors (applied daily with lint in the emptied cyst.) z.
- Crot. Tigh.*, v. *Zing.*
- Crust. Makeeroobean*, painful and scirrhus swellings of the cervical glands.
- Curc. longa*, enlarged cerv. glands. p. g.
- Cyn. Dub.*, scrofulous sores.
- Daph. Sunnerkat*, cervical nodes.
- Datis. Cann. sem.*, cervical nodes.
- Dol. prur. A. Ajowain*, scrofula.
- Doodesa*, boils, in ♀. p. g.
- Elat.*, bursting of a boil. p.
- Euph. Cashm. Tshok*, boils, ♀.
- Euph. verr.*, suppurating boils. Nodes. Scrofula.
- Fenic. rad.*, boils. Inflammation of the axillary glands. p. g.
- Fenogr. fol.*, v. *Ric. fol.*
- Fuc. helm.*, scirrhus. z.
- Gagerming*, bronchocele. Bubo, ♀.
- Geum el.*, enlarged cervical glands. g.

*Glin. dict.*, nodes.

*Gourbooti*, boils, 4 times 12.

*Graph.*, boils, 4 times 28. Encysted tumors.

*Guil. Bond.*, v. *Zing*.

*Harm. Rata*, bubo (application of the bruised herb.) x.

*Helict. Isora*, boils, ♀.

*Hemid. Ind.*, general tubercles.

Inflammation of the cervical and axillary glands. p. Boils, in ♀. p.

*Heracl. div.*, scrofulous swellings.

Enlargement of inguinal glands. ♀.

Encysted tumor on the wrist. p.

Provoked the suppuration of an encysted tumor.

*Holl. pill. sol.*, suppurating scrofula.

*Iod.*, boils. Encysted tumors. (*Iod.* frictions are said to cause atrophy of the testicles.) v. *Kali iod.* and *Zinci iod.*

*Ipom. cusp.*, inflammation of the axillary glands.

*Jal.*, v. *Merc. dulc.*

*Kali carb.*, inflammation of the parotid glands.

*Kali iod.*, swelling of the prostate gland. (Applied) x. (v. *Mercur. dulc.*)

*Kali sulph.*, inflammation of the cervical glands.

*Lacca in gr.*, suppurating boil. Suppurating scrofula.

*Led. pal.*, tubercles.

*Lent. sat.*, scrofula. ТОХУ.

*Leon. Royl.*, nodes.

*Lepor.*, scrofula. Suppurating cervical glands. Nodules and tubercles. p.

*Lew. ceph.*, goitre. Suppurating boil. x. and x. 14.

*Lich. odorif.*, inflammation of the cervical glands.

*Lini sem.* (with honey). Boil. ♀.

*Lupin. a.*, enlarged cervical glands,

with sore throat. p. Swelling of the parotid glands.

*Lyc.*, v. *Staph.*

*Malo. Todree*, boils, in gonorrhoea. p.

*Mang. carb.*, scrofula. Suppurating boils.

*Manna Hed. Alb.*, the bursting of a painful boil. p.

*Marrub. a.*, scrofula. Scirrhus.

*Melandr. triste*, tumors of the neck.

*Merc. dulc.*, with *Jalap.*, of each one to two grains, with a few grains of sugar (as a weekly dose) scrofula. x., or: *Merc. dulc.*, 1 grain, *Kali iod.*, one-sixth of a grain, sugar six grains, mixed (as a dose once a week) in scrofula and cervical tumors. x.

*Merc. fulm.*, v. *Ruku tinct.*

*Merc. viv.*, v. *Sulph.*, also *Serp. ezuv.*

*Meser.*, v. *Sarsap.*

*Murin.* ? (the ashes of burnt mice in scrofula, being x.)

*Myrob.*, v. *Zinc.*

*Natr. mur.*, with goat's milk boiled to the consistence of pap, applied, and every twenty-four hours renewed, is said to disperse in a few days, swellings of the glands and bronchocele; also the oil-like fluid which is found in salt mines for resolving bronchocele. x. (Affghan medicine.)

*Nel. spec. fl.*, swelling of the cervical glands.

*Nitro-mur. ac.*, scrofula.

*Nycter.*, swellings of the parotid and inguinal glands. x. 30.

*Ocim. a.*, suppurating boil.

*Op. pur.*, swelling of the tonsils with difficulty of swallowing. p.

*Pareira br.*, node in the ham.

*Phall. esc.*, swelling of the parotid.

Inflammation of glands. p.

- Pip. Balle fol.*, suppurating boil (application with butter.)  $\pi$ .
- Pip. n.*, v. *Zing.*
- Pis. sat.*, inflammation of the inguinal glands.  $\rho$ .
- Piz. n.*, scrofula.  $\text{Toff.}$
- Plant. maj.*, enlargement of the cervical glands. Scrofulous ulcers. Inflammation of the parotid glands.  $\rho$ .
- Ran. lan. fol.*, tumors.
- Rhus Toxic.*, scrofula. Inflammation of the glands.  $\rho$ .
- Ric. fol.*, the young leaves with *Fœnugræci herba*, applied luke-warm, is said to have dispersed swellings of glands.
- Rott. t.*, painful scirrhus of the nape. Swelling of the cervical glands, accelerating their bursting.
- Ruku. t.*, *A. Merc. fu'm.*, tumor.  $\rho$ .  $\mu$  &  $\epsilon$ .
- Salix*, indurated glands, nodes, &c., the ashes of the willow-bark applied with some water,  $\kappa$ . (the part is frequently moistened, and their application repeated every day; it excites a slight burning and a crawling like that of ants.) These ashes with gum ammoniac (applied) are said to soften the hardest nodes and tumors, and are recommended specially for scrofula and encysted tumors.
- Salix Aegypt. fol.*, inflammation of the parotid glands, in  $\rho$ .  $\rho$ .
- Sarcoc.*, cervical tumors.  $\rho$ .  $\mu$ . 40.
- Sarsap.*, *A. Mezer.*, tumors  $\rho$ ., with articular pain.
- Senec. mus.*, suppurating boil.  $\mu$ . &  $\pi$ . 14.
- Serp. exuv.*, (with sal-ammoniac) enlarged inguinal glands.
- Sid. sem.*, enlarged cervical glands. Inflammation of the parotid glands.  $\rho$ .
- Spong. mar. u.*, ulceration of the thyroid.  $\mu$ . and  $\epsilon$ . 60.
- Stann.*, swelling of the cervic. glands.  $\rho$ .
- Staph.*, suppurating boil.
- A. Lycop.*, goitre.
- Stinc. mar.*, node of the ham, in  $\rho$ .  $\rho$ .
- Strychn. n. vom.*, dissolved in water or vinegar (application).
- Sulph.*, *A. Merc. viv.*, incipient scrofula. Encysted tumors.  $\pi$ .
- Sung ee Busree*, enlarged cervical glands.
- Talc. a. Ind.*, inflammation of the parotid glands.
- Talo. n. Ind.*, scrofula. Swelling of the parotid glands, with discharge from the ear.
- Tarax.*, scrofula.
- Terebinthi sem.*, enlarged cervical glands.
- Thuja occ.* ( $\mathbb{R}$ .) inflammation of the cervical glands.
- Thym. v.*, acute and chronic swellings of glands.
- Trianth. pent. a.*, swell. of the thyroid.
- Ultr.*, inflammation of the cervical glands.  $\rho$ .
- Urt. dioic. fl.*, swelling of the axillary glands.
- Vacc.*, boils (resolving).
- Val. sylv.*, scirrhus. Inflammation of the cervical and parotid glands.
- Venasectio*, nodes in the muscles.  $\mu$ .
- Vit. Neg.*, boils.  $\rho$ .
- Vitis vinif.*, scrofula (the application of the ashes).  $\pi$ .
- Warburgii tinctura antifibr.*, cervical tumors and enlarged tonsils.
- Zinci chlor.*, scirrhus of the lips.  $\pi$ .
- Zinci iod. amygd. d.*, swelling of the cervical glands and of the tonsils, with difficulty of swallowing.
- Zinc.*, *A. Myrob. n.*, swelling of the inguinal glands.  $\rho$ .
- Zing. off.*, *Guil. Bond.*, *Crot. T.* and *Pip. u.*, mixed in equal parts.  $\frac{1}{6}$  of a grain with a few grains of sugar.



m. and z. 14. produced the cicatrization of a fistulous boil, of two months, after having been operated without success.

*Zing. rec.*, accelerating the bursting of boils.

GLANS (*penis*) — INFLAMMATION OF THE,

*Majorana*, p.

*Strychn. nux vom.* p.

*Uva ursi*, g.

GONORRHOEA.

*Abelmosch. moscat. sem.*, gonorrhœa.

*Acon. ferox*, after gonorrhœa, pain in the pubis and groin.

*Althœa fl.*, v. *Silic.*

*Althœa fol.*, g. n., in recent ♀ gonorrhœa. m. and z. g. Anomalous symptoms, after gonorrhœa.

*Anac. occident.*, lessening the pain of gonorrhœa.

*Angel. sem.*, gonorrhœa, ♀. m. & z. 60.

*Apti rad.*, g. n.

*Argent. fulm.*, gonorrhœa. g. n. (v. *Hemidesm. Ind.*)

*Argent. nitric. fus.*, injections of one-quarter of a grain to one drachm, in one ounce of distilled water (acute and chronic) gonorrhœa. z.

*Armorac.*, gonorrhœa. g. n.

*Arum Colocas.*, gonorrhœa. ♀.

*Arsen.*, gonorrhœa. g. n.

a. *Thuja* (℞.) Gleet. g.

*Arsen. pot.*, gonorrhœa with bloody urine. (v. *Merc. sol.*)

*Asari rad.*, gonorrhœa. m. and z. 60.

*Benzoic. ac.*, gleet.

*Berber. Lyc. Res* (dissolved in radish juice) gonorrhœa. z.

*Bignon. Ind. sem.*, gonorrhœa. m. 30. Gleet, with discharge of blood from the urethra.

*Bolus Armen.*, gonorrhœa. p. g.

Periodical monthly exacerbations. g.

*Buteœ frond. gummi.*, gonorrhœa. g. n.

*Cannab. Ind. sem.*, gonorrhœa. g. n., in acute cases. g. (v. *Canthar.*)

*Canthar.*, gonorrhœa with a sensation of internal burning. (Emulsion of almonds, poppy seed, hemp seed, camphor, and cantharides.) z.

*Cariss. Carand. fruct.*, gleet, 4 times 28.

*Cass. lign. fol.*, gonorrhœa. ♀.

*Chinin. sulph.*, gonorrhœa, with scalding of urine. m. and z.

*Citrat. ferr.*, gonorrhœa. z.

*Coccul.*, gleet. m. and z.

*Colchic. autumn.*, renewing the discharge of a suppressed gonorrhœa, with chancre.

*Corchor. frutic.*, gonorrhœa. g. n.

*Cubeba*, v. *Sarsaparilla*

*Cuscut. monogyn. sem.*, gleet. m. & z. 60.

*Datic. Cannab. rad. cort.*, gleet. g. n.

*Delph. paucifl.*, gonorrhœa. m. & z. 60.

*Diosma cren.*, gonorrhœa, z.

*Embryopt. glutinif.*, gonorrhœa.

*Eryngium camp.*, gonorrhœa. z. (v. *Mat. Med.*)

*Euphorb. longifol.*, m. and z. 60.

*Geran. nodos.* gonorrhœa with running of the eyes.

*Geum elat.*, gonorrhœa. m. and z. 30.

*Glin. dictamnoid.*, bleeding gonorrhœa.

*Guiland. Bonducc.*, v. *Piper nig.*

*Hemidesm. Ind.*, a. *Argent. fulm.*, gonorrhœa.

*Hyssop.*, gonorrhœa. g. n.

*Ichthyocolle*, gleet with seminal discharge.

*Ipom. cuspid.*, gonorrhœa. g. n.

*Jasp. a. ust.* (℞.) gonorrhœa.

*Jugl. nuc. putam. succ. inesp.*, gonorrhœa, ♀.

*Kunkolmirch*, gonorrhœa.

*Lacca in gran.*, gonorrhœa, ♀.

*Led. palustr.*, gonorrhœa. G. N.  
*Luff. amar. extr.*, gleet. M. and E.  
*Majorana*, gonorrhœa. G. N.  
*Mastix*, gonorrhœa. G. N.  
*Mercur. sol. Hahn.*, A. *Arsen. pot.*,  
 gonorrhœa, ♀.  
*Mimosa Sirissa* (one or two scruples  
 pro dosi, with water, administered  
 internally) gonorrhœa. R.  
*Myrt. bacc.*, gonorrhœa. G. N.  
*Natrium mur.*, gonorrhœa. G. N.  
*Ocim. sanct. sem.*, gonorrhœa.  
*Ozal. ac.*, gonorrhœa. G. N.  
*Ozal. ammon.*, gonorrhœa. G. N.  
*Ozal. cornic.*, gonorrhœa.  
*Pastinaca S e c a e u l.*, bleeding gonorr-  
 hœa, also ♀.  
*Pip. nig.*, gonorrhœa. G. N. (H.) in  
 comp, with *Guiland. Bonducc. G.*  
*Portul. Olerac. sem.*, renewed the dis-  
 charge of a chronic gonorrhœa.  
*Prosop. spicig. siliqua*, gonorrhœa. M. 30.  
*Prunella vulg.*, M. and E. 30.  
*Rapa Brass.* (after gonorrhœa) dysury,  
 burning sensation of the stomach, &c.  
*Rhus Coriaria*, mucilage of tragacanth  
 and rose-water, used as injection  
 (an Oriental remedy, in gonorr-  
 hœa.) R.  
*Ricini fol.*, gonorrhœa. M. and E. 14.  
*Sarsap.* (Two concentrated decoctions,  
 the one of sarsaparilla, the other of  
*Cubeba*, are separately kept for three  
 days, afterwards decanted; the clear  
 liquids are mixed, and, over a gentle  
 fire, evaporated to the consistence  
 of a syrup) in gonorrhœa. R.  
*Senega*, acute gonorrhœa. M. and E.  
*Sid. sem.*, gonorrhœa, ♀.  
*Silic.*, A. *Althœa fl.* Gonorrhœa, M. & E.  
 Gonorrhœa, ♀.  
*Sisymb. Irio*, gonorrhœa.  
*Strychn. nux vom.*, renewed the dis-  
 charge of an arrested gonorrhœa.

*Talc. alb.*, gonorrhœa. G. N.  
*Taraxac.*, gleet.  
*Thuja occid.*, gonorrhœa. G. N.  
*Tribul. terrestr.*, acute gonorrhœa.  
 4 times 28.  
*Uva Ursi*, recent gonorrhœa. G. N.  
 Gleet,  
*Vanill.*, gonorrhœa. G. N.  
*Verbena Lah.*, gonorrhœa. M. and 14.  
 except ♀. (4 times 12. M.)  
*Vespar. fav.*, gonorrhœa, ♀. M. 30.  
*Xanthoxyl. fruct.*, gonorrhœa with  
 scalding urine. M. and E. 30.  
*Zinc. chlorid.* (as an injection), in cases  
 of gleet, where no inflammation. M.  
 It is a common practice in the  
 East, in cases of gonorrhœa and  
 mucous discharges from the genitals  
 generally, to put some rice husks  
 on a hot brick, and then to urinate  
 upon it, so as to procure the contact  
 of the warm vapor which rises. It  
 is said, that if this plan be repeated  
 three or four times, the disease will  
 be removed. The French system  
 of curing gonorrhœa by the vapors  
 of hot water is a similar proceeding.

GOUT, v. Pain, &c.  
 GRAVEL, v. Bladder—diseases of the, &c.  
 GRIEF, v. Melancholy, &c.  
 GRIPES, v. Flatulency, &c.  
 GROINS—PAINS IN THE, v. Perinæum—  
 pains of, &c.  
 HÆMATEMESIS, v. Blood—vomiting of,  
 HÆMATURIA, v. Urinary disorders, and  
 Gonorrhœa.  
 HÆMOPTYSIS, v. Blood—spitting of, &c.  
 HÆMORRHOIDS (PILES) AND DISEASES  
 OF THE ANUS.

—  
*Acac. sem.*, blind piles.  
*Acon. Nap.*, promoting the bleeding of  
 hæmorrhoids. Pain of the anus. R.

*Ajowan* (the seeds are macerated in a fresh bitter-apple—*colocythis*—then dried and preserved) blind piles.

*Ass. carb.*, hæmorrhoidal tumors.

*Aut. cr.*, hæmorrhoidal tumors with crawling and lancinating pain. An antimonial suppository is said to cause the bleeding of hæmorrhoids.

*Arg. nitric. fus.*, five to ten grains to one ounce of fat, might be used in such cases of painful hæmorrhoidal tumors, where the common gall-nut-ointment (which I myself used often with the addition of some opium or saffron) is of no use. In swellings or inflammations of internal piles, an injection of from ten to thirty grains of lunar caustic to one ounce of water, &c.

*Arsen.*, burning at the anus. Pain of the anus. *P.*

*Arum Col.*, hæmorrhoidal nodes.  
*M.* and *N.* 60.

*Edell.*, *v. Tabashir*

*Herb. Lyc. Res* (dissolved in juice of radishes, with or without *Tabashir*, administered in the form of pills) hæmorrhoids. *N.* (*v. Tabashir*).

With *Reshkepur* (in form of pills, internally administered) is an Indian remedy for hæmorrhoidal affections. The same compound, mixed with butter, is applied locally.

*Blum. aur.*, bleeding piles. *G. N.*

*But. frond. gummi*, piles with sensation of heaviness in the abdomen.

*Campech. lign.*, hæmorrhoidal, anal tumors. Réproduced hæmorrhoids.

*Cann. Ind. fol.*, blind piles. *M.* and *N.* 30.

*Cann. Ind. fl. Cashm.*, bleeding piles.

*Cann. Ind. rad. cort. Cashm.*, pains of the anus.

*Capr. fol.*, *v. Cup. ac.*

*Cass. Abs. sem.*, bleeding piles. *G. N.*

*Cass. Fist. pulpa*, bleeding piles. *M.*—*M.* and *N.*

*Cass. lign.*, piles. *M.* and *N.*

*Cass. lign. fol.*, piles.

*Celastr. pan.*, hæmorrhoidal bleeding. *P.*

*Cich. sem.*, blind piles.

*Cleom. pent. sem.*, bleeding piles. *G.*

*Coccul.*, hæmorrhoidal bleeding. *P.*

*Colch. aut.* (*H.* & trituration) piles. *P. G.*

*Coloc. pulpa*, blind piles.

*Coloc. rad.*, piles, with  $\varnothing$ .

*Coloc. succ.*, *v. Ajowan*.

*Commel. sud.*, itching, hæmorrhoidal, nodes.

*Cost. Arab.*, bleeding and mucous piles. *P. G. M.*

*Cotyl. lac.*, bleeding piles.

*Creos.*, bleeding piles.

*Cupr. ac.*, with goat's gall (applied). *R.*

*Cusc. sem.*, bleeding piles. *P. G. M. & N.* 60.

*Cya. rev. sem.*, burning of the anus during the evacuations. *P.*

*Dalisc. Cann. rad. cort.*, crawling at the anus. *P.*

*Deals. Root for fever*, blind piles.

*Dol. prur. faba*, pain of the anus during the evacuations.

*Elater.*, itching of the anus with worms.

*Eryng. camp. sal.*, hæmorrhoids. *N.*  
(*v. Mat. Med.*)

*Euph. long.*, miliary eruption about the anus.

*Evole.*, burning of the anus. *P.*

*Galla.*, *v. Argent.*

*Goss. sem.*, mucous and bleeding piles.  
Hæmorrhoidal, anal tumors. *M.* 30.

*Grisl. tom.*, blind piles. Hæmorrhoidal pains of the anus.

*Gund. Zulm sem.*, blind piles.

*Hern. rad. D.*, piles, with  $\varnothing$ .

*Hossen Jussif*, piles with ulcerat. on the anus. Tumors about the anus.

*Kati Hydroc.*, nodes, with burning at the anus. *P.*

*Kali Sals.*, bleeding piles.  
*Kun k o l m i r c h*, affections of the  
 anus. ♀.  
*Laws. in.*, pain of the anus. ♀.  
*Lep. sat. hb.*, bleeding piles. Abscess  
 of the anus, or pain of the anus. ♀.  
*Lepid. Taramira sem.*, inflammation  
 of the anus. ♀.  
*Leporin.* (?) The blood of the hare  
 caused itching of the anus.  
*Locust.*, bleeding piles. m. and z. 60.  
 Discharge from blind piles. ♀.  
*Lycop.*, hæmorrhoidal nodes.  
*Melandr. tr.*, bleeding piles.  
*Mezil. sem.*, affections of the anus and  
 the rectum. z.  
*Melon. Cuc. sem.*, transient hæmorr-  
 hoidal discharge. ♀.  
*Merc. præc. r.*, v. *Nard.*  
*Merc. sol.*, A. *Chel. maj.*, or *Vit. n.*,  
 hæmorrhoids, with ♀.  
*Myrob. Emb. fol.*, bleeding piles.  
*Myrob. Emb. fr.*, hæmorrhoids with  
 inflamed nodes of the anus, and  
 prolapse of the rectum.  
*Myrob. n.*, piles with ♀., or with  
 gonorrhœa. Burning of the anus. ♀.  
*Nard.*, A. *Merc. pr. r.*, bleeding piles,  
 with ♀.  
*Ner. ant.*, pain of the anus. ♀. o.  
*Nitric. acid.*, hæmorrhoids. z.  
*Ocim. a.*, bleeding piles, with diabetes.  
 (Strong doses) m. (A remedy of my  
 earlier practice).  
*Oz. amm.*, hæmorrhoidal discharge. ♀.  
*Phosph.*, burning sensation of the anus.  
*Pistac. put.*, burning sensation of the  
 anus.  
*Plumb. Zeyl. rad.*, blind piles. Pain  
 of the anus from hæmorrhoids with  
 costiveness.  
*Plumb. ac.*, bleeding piles. (Injec-  
 tions) z.  
*Plumb. met.*, hæmorrhoidal, anal tu-

mors with prolapse (internally and  
 locally). z.  
*Polyg. linifol.*, pain of the anus with  
 burning sensation, itching and  
 pricking.  
*Ranem.* (?) frogs are employed by  
 Eastern physicians in piles, whether  
 bleeding or blind. With these they  
 order a vegetable diet, and articles  
 prepared with butter and milk.  
*Raph. sem.*, pricking of the anus. ♀.  
*Raph. succ.*, v. *Berb. Lyc.*  
*Rheum Austr.*, hæmorrhoidal dis-  
 charge. ♀. o.  
*Rosmar.*, hæmorrhoids. r.  
*Rottl. t.*, hæmorrhoidal bleeding. ♀.  
 Inflammation of anal tumors.  
*Sabina*, bleeding piles.  
*Salv. off.*, itching of the anus with  
 intestinal worms.  
*Scorp.*, pricking of the anus with  
 thread-worms.  
*Senega*, bleeding piles. m. and z. G. N.  
*Serp. ex. (ol. H.)* itching tumor of  
 the anus.  
*Sisymb. Irio*, bleeding piles. m. 40.  
*Spong. m. u.*, pricking of the anus  
 with discharge of worms.  
*Stann.*, burning sensation and pricking  
 of the anus.  
*Staph.*, tumors of the anus. ♀.  
*Stront. n.*, itching and humid discharge  
 from the anus. ♀.  
*Tabas h ir* with *Bæll.* and *Berb.*  
*Lyc. Res* (in form of pills) hæmorr-  
 hoids. z.  
*Tereb.*, hæmorrhoidal pain of the  
 anus. ♀.  
*Torment.*, pain of the anus during  
 stool. ♀.  
*Urticæ flor. alb. sem.*, hæmorrhoids. z.  
*Vit. Neg.*, itching and burning of the  
 anus.  
*Vitri fel*, nodes of the anus.

*Warburgii tinctura antifebr.*, bleeding piles.

*Xanthox. arom. sem.*, transient loss of blood. P.

*Zinc.*, itching, burning and pricking with sensat. of soreness of the anus.

*Zinci sulph.*, bleeding piles. Blind piles. P.

**HAIR — APPLICATIONS TO THE; TO BLACKEN IT, OR, TO STRENGTHEN ITS GROWTH; ALSO ENUMERATION OF SUBSTANCES WHICH PRODUCE THE LOSS OF HAIR.**

*Abr. prec. a.* (with honey applied) baldness. R.

*Acon. fer.*, loss of the eye-lashes with Lepra.

*Alth.*, loss of the hair in catarrh.

*Ambra gr.*, loss of the hair. (Internally and locally, applied with pomatum) R. (v. *Cannab.*)

*Anac. or.*, to blacken the hair. R.

*Arg. fulm.*, loss of the beard, with itching of the chin.

*Arg. nitric. fus.*, falling out of the beard with itching of the chin.

*Asa f.*, baldness.

*Aur. nitro-mur.*, loss of hair.

*Bar.*, baldness. R.

*Bdell.*, falling out of the hair. M. 30.

*Behen a. & r.*, as a stimulant to the hair. R.

*Bism.*, as blackening the hair. R.

*Cactus, v. Sesam. Or.*

*Calotr. gig.*, v. *Melia Azed.*

*Cann. sem.*, as stimulating the growth of hair. R. Perhaps the hemp-oil, mixed with *Ambra gr.*, *Cantharides*, &c., and internally or externally employed, might prove a useful combination.

*Canth.*, is said to stimulate the growth

of hair. Burned *Cantharides* applied with oil make the hair grow. **TOUR.**

*Take* of bull's-marrow one ounce and a half; bees-wax two drachms; rose-oil, half an ounce; extract (watery) of blistering flies, twenty-four grains; volatile-oil of cloves, four drops; make these ingredients into a pomade; for stimulating the growth of hair. R.

*Carbo an.* (C. c. u.) falling out of the beard with itching of the chin.

*Cass. Fist. pulpa*, falling out of the beard with hemorrhoids.

*Catechu, v. Jugl. nuz*

*Cervi c. u., v. Carbo an.*

*Coc. nuc. ol.*, applied, as a stimulant for the growth of hair. R.

*Coff. Ar.*, stimulating the growth of hair. Raw coffee should be pounded, and, either roasted with fresh butter, strained, and mixed with some odoriferous substances (as ambergris, oil of cloves, &c.) used as a pomatum; or simply boiled with water, and the decoction used as a wash, every morning.

*Corvineum* (?) raven-gall one grain, mixed with a few grains of powdered sugar, used daily as a snuff, is said to prevent the hair from becoming grey.

*Creos.*, loss of the hair.

*Crot. T.*, blackening the hair. R.

*Cucum. acut.*, falling out of the hair of the head.

*Cyp. sulph.*, v. *Jugl. nuz*

*Ferr.*, v. *Papav. rh.*

*Fic. Ind.*, stimulating the growth of hair. R.

*Indigofera Anil, v. Laws. in.*

*Iod.*, blackening the hair. R.

*Jugl. nuz*, walnut-blossoms half a pound, bitter-oil (mustard-oil) one

pound, buried in horse dung in an iron vessel for three weeks, stirred once daily, and then *sulphate of copper* one scruple, and *Catechu* one drachm, added to the strained oil, to blacken the hair)  $\pi$ . The natives of the East also prepare different compounds for blackening the hair, from the juice of the green husks of walnuts.

*Junip. bacc.* (applied with vinegar) baldness.  $\text{TOHF}$ .

*Laws. in.*, and *Indigofera Anil* (v. vol. i. p. 167.)

*Leporineum* (?) the blood of the hare for several diseases of the hair, as trichiasis, falling out or premature greyness of the hair, &c.  $\pi$ .

*Lini sem.*, powdered and boiled with olive-oil; to stimulate the growth of hair.  $\pi$ .

*Lycop.*, baldness.

*Melia Azed.*, the buds pounded and mixed with old dark-green leaves of *Calotr. gig.*, administered internally for seven days, is said to blacken even white hair.  $\pi$ .

*Merc. v.*, half an ounce of quicksilver put into a sour pomegranate through a hole, then covered with its own seeds (extracted through the hole) and enveloped in paste, is suspended for six weeks in a warm place. Some of the so-prepared seeds, mixed with rose-oil and used externally, blacken the hair.  $\pi$ .

*Nardost.*, baldness.

*Papav. rhoad. fl.*, with iron filings and oriental sesamum-oil put into an vessel, set in a warm place, and stirred daily for three weeks; afterwards strained and kept for use. Before each application of this blackening dye, the hair should be

washed with the decoction of the fruit of the *Phyllanthus Emblic*.

*Phosph.*, falling out of the hair.

*Ran. lan. rad.*, falling out of the beard.

*Rath.*, loss of the hair of the head,  $\pi$ .

*Rosmar.*, baldness.  $\pi$ .

*Sassa fol.*, the continued use, is said to preserve the blackness of the hair.  $\pi$ .

*Serp. ex.*, burnt to ashes, and then mixed with vinegar and butter, against the loss of hair.  $\pi$ .

*Sesam. Or. fol.*, stimulating the growth of hair (washed with its decoction).  $\pi$ .

*Semina*, macerated in the milky juice of *Cactus Tor*; from these seeds, when dried, the oil is pressed out, this, if applied to black hair, is said to make it grey.

Similar recipes are very numerous in Oriental manuscripts; but this is not a fitting place to cite them.

*Talc. n.*, loss of hair from eruptions.

*Ursi fol.*, strengthening and blackening the hair.  $\pi$ .

HANDS AND FEET, FEELING OF HEAVINESS IN, AT NOON.

*Sisymb. Irio*

HANDS AND FINGERS—STIFFNESS AND SPASMODIC CONTRACTIONS OF,  $\nu$ .  
*Palsy*, &c.

HARDNESS OF HEARING,  $\nu$ . *Ear*—*diseases of*,

HEADACHE IN GENERAL, AS ALSO HEAVINESS OF THE HEAD, AND

ENCEPHALITIS OR PHRENITIS (*inflammation of the brain, or the cerebral membranes*).

HEMICRANIA (*headache of one side*)  
&c.

*Abelm. mosch. sem.*, hemicrania with troubled sight.

- Abr. prec.*, headache. G. N.  
*Acac. sem.*, headache. G. N.  
*Acac. succ.*, headache. P. G. N.  
*Acon. Nap. extr.*, nervous pains in the temples and face.  
*Ajuga De a l's.*, headache in the morning, with cough. Catarrhal headache with running of the nose. Pains in the temples and eyes. P.  
*All. sat.*, headache. G. N.  
*Altern. sess. rad.*, chronic headache. Hemicrania. Buzzing in the head. P.  
*Alum. crud.*, chronic headache, with burning sensation in the eyes, and constipation.  
*Anag. all.*, headache. G. N., with fever. G. Encephalitis.  
*Angel. sem.*, headache. P. G. N.  
*Angust. cort.*, headache, also hemicrania. G. N.  
*Ant. met. (H.)* pain in the forehead. Headache with fever.  
*Arec. Cat. nuz.*, hemicrania.  
*Argem. Mez. rad.*, headache.  
*Arg. fulm.*, headache. G. N.  
*Arg. nitric. fus.*, headache. G. N.  
*Arn. (H.)* pain in the temples. Headache. G. N.  
*Ars. pot.*, hemicrania. Pain in the temples and eye. P.  
*Arum camp.*, headache. P. G. N.  
*Aspar. H a l i o o n sem.*, headache. G. N. Hemicrania.  
*Aspl. radiat. fol.*, headache. P. G. N.  
*Aur. nitro-mur.*, headache, in catarrh. P.  
*Bar. carb.*, headache. P.  
*Bar. nitr.*, headache. (Hemicrania. N.)  
*Bass. latif. fr.*, pain in the forehead with giddiness.  
*Bdell.*, headache. P. G. N. Pain in the temples. G. N.  
*Beberine*, periodic, nervous hemicrania, lasting three days.  
*Behen*, headache. G. N.
- Bellad. extr.*, headache. G. N.  
*Berb. Lyc. Res*, headache.  
*Berthel.*, pains in the head and stomach. Heaviness of the head after meals.  
*Bign. Ind. sem.*, headache. P. G. N.  
*Blum. aur. sem.*, chronic headache, and heaviness of the head.  
*Borax*, headache. G. N.  
*Bor. ac.*, headache. G. N.  
*Bov.*, headache. P. G. N.  
*Bryon.*, headache. P. G. N.  
*But. fr. fl.*, headache, also hemicrania. P. G. N.  
*Calc. citr.*, burning sensation in the head. P.  
*Calotr. gig. fol.*, headache. G. N.  
*Calotr. gig. sem.*, hemicrania with affections of the eyes. M. 30.  
*Calotr. gig. succ.*, headache with cataract.  
*Campech. lign.*, headache. G. N.  
*Cannab. Ind. Cashm. fl.*, headache.  
*Cannab. Ind. Cashm. rad. cort.*, headache, with affections of the eyes.  
*Canth.*, pain in the temples. Headache. G. N.  
*Carbo veg.*, pain in the forehead with giddiness.  
*Carissa Car.*, headache. G. N.  
*Cass. Fist. sem.*, headache. Hemicrania.  
*Cass. Tora*, headache. P. G. N.  
*Cedrel. Toona sem.*, headache. G.  
*Cervi c. ras.*, headache.  
*Cetac. ol.*, pain in the temples. Headache. G. N.  
*Cham. v.*, headache, during digestion.  
*Chel. maj. (H.)* headache. P. G. N.  
*Chemop. a. sem.*, pain in the forehead. P. G. Hemicrania. Phrenitis.  
*Chin. cort.*, headache. P. G. Periodic headache, with affections of the eyes.

- Churrus*, catarrhal pain in the forehead.
- Cich. fl.*, pains in the temples, with affections of the eyes.
- Cicuta*, headache, in cataract. *r.*
- Cinnam. fl.*, headache. *r. g. n.*
- Clema. erect.*, piercing pain in the temples.
- Cleom. pent. hb.*, headache. *r. g. n.*
- Cleom. pent. sem.*, pain in the temples, with affections of the eyes. Headache. *g. n.*
- Cocos nuz.*, headache.
- Coff. Ar.*, nervous headache. *n.*
- Commel. nud.*, headache. *r.*
- Comp. Pokermool*, headache with dimness of vision.
- Con.*, headache. *g. n.*
- Corch. frut.*, headache. *r. g. n.*
- Coriand.*, headache with giddiness. *m. and n.*
- Cost. Arab.*, headache. *r. g. n.*
- Croc. sat.*, headache. *r. g.* (Heaviness of the head. *n.*)
- Crust. Mahaeroobean*, headache. *r. g. n.*
- Crust. Djings*, headache. *r. g. n.*
- Cucum. acutang.*, headache. *r. g. n.*
- Cucum. Mad.*, pain in the forehead. Hemicrania. (Pain all over the head. *n.*)
- Cupri. ac.*, pains in the head and arms. Pricking pain in the temples with redness of the eyes.
- Cupr. nuz.*, hemicrania.
- Cupri amm.*, pains in the temples. (Headache. *n.*)
- Curcul. orch.*, gouty headache in the winter.
- Cyc. revol. sem.*, headache. *g.*
- Cycl. Eur.*, headache, with stupor and obscurity of sight.
- Cydon sem.*, catarrhal headache.
- Datur. mart.*, headache and hemicrania. *r. g.* Pain in the forehead. Pain in the temples. Phrenitis.
- Datur. Stram. lign.*, pounded, mixed with turmeric, and rolled in a piece of paper, lighted and burnt, as a pastille, is used by the Hindoo-Mahomedan doctors against hemicrania.
- Datur. Stram. rad.*, headache. Phrenitis.
- Deals. Root for Torkes*, headache with affections of the eyes.
- Delphin. paucifl.*, heaviness of the head.
- Diorit.*, headache. Pain in the temples with giddiness.
- Drac. sangu.*, catarrhal heaviness of the head.
- Eben.*, headache. *g. n.*
- Elater.*, heaviness of the head, with heat in the forehead.
- Eleagn. ang.*, headache.
- Euph. Agrar. (aff. spec.)* headache. *g. n.*
- Euphras.*, catarrhal pains in the temples.
- Fici Car. sem.*, pain of the temples with affections of the eyes. *m. & n.*
- Fic. glom. fr.*, headache with fever. 12 times.
- Fenic. sem.*, pains in the head and back, with intestinal worms.
- Frit. cirrh.*, headache.
- Galena*, headache. Pain in the temples. *g. n.*
- Galla Turc.*, headache with indigestion.
- Gard. dum.*, headache. *g. n.*
- Gentian. rad.*, headache and confused sight, with or without cough.
- Geran. prat.*, heaviness of the head. Headache. *g. n.* Buzzing in the head. *r.*
- Geum el.*, headache. *r. g. n.*
- Glin. dict.*, headache. *g. n.*



- Goss. sem.*, chronic headache.
- Gourbooti*, headache. P. G. N.
- Grat.*, headache with difficulty of hearing.
- Guil. Bond.*, headache. G. N., in periodic headache, with buzzing in the head, aggravated by a gentle blowing of wind. G.
- Gyps. Satselajit*, pains in the head and chest.
- Harm. Rut. fl.*, headache, also hemi-crania. P.
- Harm. Rut. hb.*, heaviness of the head, with thirst. Headache. G. N.
- Helict. Isora*, headache and pain in the temples. (Heaviness of the head. N.)
- Heracl. div.*, headache with epiphora. Hemicrania. Heaviness of the head.
- Holarrh. pub.*, headache. P. G. (Headache with cataract. N.)
- Hosson Jussif*, headache. P.
- Hyosc. n.*, headache. P. G. N.
- Hyss.*, headache. P. G. Pain in the temples, with affections of the eyes. G. Phrenitis.
- Inula Hel.*, headache. P. G. N.
- Iod. amygd. ol.*, pains in the head and spine, after fever.
- Ipec.*, headache with giddiness, also with vomiting.
- Ipom. car.*, headache. P.
- Jal. Conv.*, headache. G. M. and E. Pain in the temples. G.
- Jal. mir. rad.*, pain in the temples, with confused sight, in ♀. M. and E. 60.
- Jal. mir. sem.*, headache. P. G. N.
- Jasm. fl.* headache from accumulation of mucus. ТОБЪ.
- Just. Nas. fl.*, headache.
- Just. Nas. hb.*, headache with fever, 12 times.
- Kalika kand*, pains in the temples, with affections of the eyes.
- Kali Sals.*, pain in the head. G. N., Habitual headache with vomiting. G. Pain in the temples. P.
- Kali sulph.*, with or without *Bell.*, pain in the temples, with or without fever.
- Lacca in gr.*, pain in the head. P. G. N.
- Lactucar.*, pain in the head, with rumbling in the bowels.
- Lamin. sacch.*, headache. M. and E.
- Laur. bacc.*, heaviness of the head. P.
- Laws. in.*, headache. P. G. N.
- Lod. pal.*, headache. Hemicrania. Phrenitis.
- Locust.*, pains in the temples, with affections of the eyes.
- Lupul. Hum.*, headache. G. N.
- Lyc. hb.*, headache with giddiness. G. Pain in the forehead. P.
- Lyc. sem. (H.)* pain in the temples, with fever.
- Magn. carb.*, headache. G.
- Magnet. lap.*, headache. P. G. N.
- Major.*, v. Females—diseases of,
- Malvac Karmekra*, hemicrania. Headache. G. N.
- Mameera Khutai*, headache with affections of the eyes, also with vomiting.
- Mangan. carb.*, headache with fever. M. and E.
- Manna Cal.*, headache.
- Marrub. a. (H.)* headache with giddiness. M. and E.
- Mastix*, headache. P. G. N. Pains in the temples and forehead, with affections of the eyes.
- Meccan. bals.*, headache. G. N.
- Melia Azed. fol.*, hemicrania. P. G. N.
- Melil. sem.*, headache, with giddiness and obscurity of vision.
- Melissa*, v. Females—diseases of,
- Meleng. sem.*, headache, P. G. Phrenitis.
- Menisp. gl.*, headache and hemicrania. P.

*Menisp. gl. fac.*, headache and hemicrania. P.  
*Menth. p.* (H.) pain in the temples. P.  
*Merc. prec. r.*, pain in the temples with affections of the eyes.  
*Merc. viv.*, hemicrania with fever.  
*Methon. glor.*, headache. P. G. N.  
*Millefol.*, hemicrania. P.  
*Mimos. Pud. sillq.*, headache with epiphora. Hemicrania. G. N. Painful heaviness of the head. P.  
*Momord. Gugeruel*, pains in the head and chest.  
*Moring. Soh. sem.*, headache and pains in the temples. G. N.  
*Mosch. nux*, headache, daily. Headache with internal sensation of burning. Headache in the afternoon with heaviness of the head and confusion, like that of intoxication. P.  
*Mosch.* (H.) headache. P. G.  
*Myrica sap.*, headache. P.  
*Myrob. citr.*, heat of the head. 4 times.  
 Heaviness of the head. Headache. P.  
*Myrob. n.*, pains in the head. P. G.  
*Myri. bacc.*, headache. P.  
*Natr. m. Lah. Jail*, headache with heat. Headache with fever. Pains in the temples with affections of the eyes.  
*Nep. salv. hb.*, headache with vomiting.  
*Nep. salv. rad.*, headache, sometimes extending to the temples.  
*Ner. ant.*, headache. G. N.  
*Nigell. sat. sem.*, headache. P. G. N.  
*Nycter.*, pain in the forehead, with or without affections of the eyes.  
*Nymph. a. sem.*, chronic headache. P. G.  
*Ocim. a.*, headache. G. N.  
*Ocim. sanct. sem.*, pricking pains in the head with costiveness. Headache. P.  
*Olib. Ind.*, headache. G. N.  
*Op. mur. ac.*, and *Op. sulph. ac.*, headache. P.  
*Op. pur.*, heaviness of the head, and

cerebral affection, as if from previous intoxication. Pain at the back part of the head (*occiput*).  
*Opop.*, headache. Pain in the fore-part of the head. P.  
*Orig. heracl. (aff. spec.)* headache, with affections of the eyes.  
*Oz. ac.*, pain in the temples. P.  
*Par. brava*, headache, with fever. 12 times.  
*Pastinaca Seecaul*, headache. G. N.  
*Pavia*, headache, with affections of the liver. Pain in the temples. P.  
*Petrol.*, headache.  
*Petros.*, headache. G. N.  
*Phas. radiat.*, headache.  
*Phæn. gummi*, pains in the head and joints. ♀.  
*Phosph. Sod.*, headache. P.  
*Phosph. Tereb. ol.*, headache. 4 times 12. Phrenitis.  
*Phys. flex. Lah. rad.*, headache. P. G. N.  
*Pip. long.*, headache. P. G. N.  
*Piscin.*, heaviness of the head, especially in children. P. G. 4 times 12. Phrenitis.  
*Pis. sat.*, headache. P. G. N.  
*Polan.* (H.) headache. G. N.  
*Polyg. linif.*, headache with fever.  
*Polyg. molle*, headache. P. G. N.  
*Portul. Olor. sem.*, headache.  
*Prunella vulg. Cashm.*, headache. P.  
*Prunum*, affections of the head. TOMF. (v. Mat. Med.)  
*Prun. sylv.* (H.) headache with cough during the night. Headache with fever. G. N.  
*Pulsat.*, headache. G. N.  
*Ran. bulb.*, hemicrania. P. G.  
*Ran. lan. fol.*, rheumatic headache.  
*Res. pini*, headache. P.  
*Rheum Austr.*, headache.  
*Rhus Tox.*, headache with rigidity of the neck and nape.

- Ricini rad.*, pain in the back part of the head. *P.*
- Rosar. r. sem.*, pain in the head and temples, with affections of the eyes.
- Rub. Muri.*, headache. *P. G. N.*
- Ruku tinctor.*, headache. *P. G. N.*
- Ruta grav.*, hemicrania. Catarrhal headache.
- Salep.*, heaviness of the head.  
Headache. *P.*
- Sanspour*, heaviness of the head. *P.*
- Santal. a.*, heaviness of the head.
- Santon. sem.*, headache with salivation.
- Sapind. em. fr.*, headache with fever. Phrenitis.
- Sapind. em. ligni cort.*, heaviness of the head. *P.*
- Sapii Ind. sem.*, headache. *P. G.* Pain in the back part of the head. 12 times. Heaviness of the head. 4 times 12.
- Sarcoc.*, headache with affections of the eyes.
- Sarsap.*, pain in the temples, with epiphora, ♀.
- Saxifraga Peshant*, headache. *P. G. N.*
- Sebest.*, headache and sore throat. *P.*
- Sel.*, headache. (*I. sol.*) Pain in the temples. *P.*
- Senec. Mus.*, headache and heaviness of the head. *P. G. N.*
- Sep. ossa*, headache with tertian ague. *M. and N.* Headache with scrofula.
- Sep. succ.*, headache. *G. N.*
- Serp. ex.*, heaviness of the head, with buzzing sound. Pains in the head. *P. G. N.*
- Sid. sem.*, pains in the temples. *P.*
- Sil.*, headache. *G. N.*
- Sisymb. Irio*, headache. *G. N.*
- Sisymb. Soph.*, hemicrania with giddiness.
- Smil. Chin.* (worm-eaten powder of) headache. *P. G.* (Hemicrania. *N.*)
- Spig. anth.* (*Æ.*) heaviness of the head. *P. G.* Pains in the head and joints.
- Stalact.*, pains in the temples.
- Staph.*, headache. *P.*, rheumatic. *G.* (Periodic headache. *N.*)
- Strychn.*, pain in the forehead. Headache with giddiness, after intoxication with wine.
- Strych. n. pot.*, headache with epiphora. Pains in the temples with cough.
- Strych. n. vom.*, catarrhal pain in the forehead, with pains in the eyes and ears. Headache. *P. G. N.*
- Styloph. Nep.*, headache with costiveness.
- Succin.*, headache with fever. (*I. Æ.*)
- Sulph.* (in combination) with *Nitric. ac.*, headache. *P.*
- Sunges Bussae*, headache with giddiness. Pain in the back part of the head.
- Talc. a.*, headache. *P. G. N.*
- Tarax. hb.*, catarrhal headache. *M. & N.*
- Tarax. rad.*, heaviness of the head. 4 times.
- Terebinthi sem.*, headache. *G. N.*
- Tereb. ol. coct.*, pains in the temples.
- Thuj. occ.* (*Æ.*) headache. *P. G. N.*
- Thuj. or. sem.*, heaviness of the head, in the afternoon. *P.*
- Thym. Serp.*, nervous headache; also headache produced by immoderate drinking.
- Torment.*, headache. *P.*, in periodic headache with vomiting. *G.*
- Trapa bisp.*, headache. *P. G. N.*
- Trianth. pent. n.*, headache with itching. *P. G.* Headache with giddiness and sensation of external burning.
- Tribul. terr.*, headache. *P. G. N.*
- Turp. Conv. a. int.*, headache, *P.*, when periodic, chronic. *G.*
- Uca ursi*, headache. *P. G.* (Pain in the temples. *N.*)

*Verbasc. Cashm. rad.*, headache with giddiness. 4 times 60. Headache and pain in the temples. *r.*  
*Verbasc. Lah. fol.*, pain in the temples with cough and vomiting, after fever.  
*Verbena Lah.*, pain in the temples. *g. n.*  
 Headache with prickings in the eyes. *r.*  
*Vill. nymph.*, periodic headache. *g.*  
*Viol. rep.*, sensation of distension of front and back parts of the head. Headache. *r. g. n.*  
*Vit. Neg.*, gouty and rheumatic headache. Pains of the temples. Sensation of cold in the head.  
*Warburgii tinctura antifibr.*, headache. *g. n.*  
*Xanthox. cort.*, headache. Catarrhal hemisrania. (Pains in the temples. *n.*)  
*Zinci iod. amygd.*, headache. *r.*  
*Zing. off.*, hemisrania. *r. g.* Ginger with one fourth of saffron and fresh butter, applied to the nostrils, hemisrania. *r. ToHF.*  
*Zing. rec.*, headache and general pains.

HEART-BURN, *v.* Stomach—diseases of,  
 HEART—DISEASES AND AFFECTIONS, *v.*  
 Brain—disorders of, &c.

HEMISCRANIA, *v.* Headache, &c.

HEPATITIS, *v.* Liver—diseases of,

HERNIA (*rupture*) and PROLAPSUS (*protrusion*), as :

BUBONOCELE (*rupture in the groin*).

HYDROCELE (*watery rupture of the testicles or their appendages*).

ORCHEOCELE (*scrotal rupture*).

PROLAPSUS ANI (*protrusion of the rectum*).

—  
*Acupuncture*, hydrocele. *r.*

*Ajou ain*, umbilical rupture (applied with egg). *r.*

*Angel. sem.*, bubonocele.

*Bell.*, strangulated hernia (injection). *x.*

*Bov. v.* Ichthyocolla.

*Cannab.*, *v.* Children—diseases of,

*Canth.*, bubonocele. *r. g. n.*

*Carbo. an.* (*c. c. u.*) painful bubonocele.

*Cass. Kharra. N.*, bubonocele. *r.*

*Cass. Fist. pulpa*, hernia.

*Chloroform*, strangulated hernia. *x.*

*Chururus*, painful bubonocele. *r.*

*Cicuta*, chronic, painful bubonocele.

(Of the solution of the third trituration, a dose every eight days, repeated 5 times, effected a cure in 40 days.)

*Cocc. Ind.*, strangulated hernia.

*Coloc. pulpa*, painful bubonocele. 8 times 24.

*Comp. Zerbabri*, prolapsus ani. *m. and n. 30.*

*Crust. Mahes roobean*, prolapsus ani.

*Cucurbitulas imponere*, strangulated hernia. *r.*

*Dat. Stram. fol.*, bubonocele.

*Eug. Jambol. nucl.*, bubonocele, with gonorrhœa (recently produced by a fall). The kernel of the ripe fruit pickled in vinegar, relieved another case of painful bubonocele, which did not arise from external violence.

*Evole.*, painful bubonocele. *m. and n.*

*Ferri sulph. Ind.*, prolapsus ani (application of one grain, dissolved in one ounce of water). *r.*

*Frigidorum applicatio*, hernia and prolapsus.

*Gal. electro-magnet.*, hernia and prolapsus. *r.*

*Guil. Bond.*, bubonocele. *r.*

*Gyps. Setaelajit*, prolapsus ani. *m. and n.*

*Heliotr. Eur.*, scrotal hernia. *m. & n. 60.*

*Ichthyoc.*, with *Bov.* and vinegar (applied) hernia. *x.*

*Iod.*, scrotal hernia.  
*Just. Nas.*, umbilical rupture.  
*Karajue paharee*, (thorny-husk) prolapsus ani. m. and n. 14.  
*Lacca in gr.*, bubonocele.  
*Lepor.*, painful bubonocele with gonorrhœa. p.  
*Magnes. carb.*, scrotal hernia. (v. *Oliban.*)  
*Manna Cal.*, bubonocele.  
*Merc. viv.*, prolapsus ani.  
*Mica ferruginosa*, vinegar of roses, mastich, turpentine, and pinus maritima bark, made into a plaster, is said to be a nostrum in hernia.  
*Mim. Pud. sem.*, hernia. m. and n. 60.  
*Myrob. Embi.*, prolapsus ani. g.  
*Nausea*, strangulated hernia. (v. *Vomitus*)  
*Nep. sal. hb.*, scrotal hernia.  
*Olîb. Ind.* with *Magnes. carb.*, prolapse of the testicles. p.  
*Oxal. amm.*, prolapsus ani. p. g.  
*Plumbi ac.*, strangulated hernia.  
*Raphan. sat. sem.*, bubonocele on the right side. p.  
*Rotth. tinctor.*, scrotal hernia.  
*Sahansabed*, painful scrotal hernia, with fever.  
*Sarsap.*, bubonocele.  
*Saxifr. Peshant*, soothing the pain of hernia.  
*Sebest.*, (application of the fruit, boiled in oil, and afterwards triturated) prolapsus ani. n.  
*Senecill. Jacquemont.*, bubonocele.  
*Sid. rad.*, prolapsus ani. m. and n. 60.  
*Stor. cal.*, prolapsus.  
*Strych. nuz vom.*, scrotal rupture, with a sensation of pulling, as if of a cord, on the right side; reproduced at the same time a discharge of a chronic suppressed gonorrhœa.

*Strychn. pot.*, bubonocele. p. with pain in the right side. g.  
*Sulph. ac.*, severe protrusion of a bubonocele. n.  
*Tab. fol.*, strangulated hernia. n.  
*Vomitus vel Nausea*, strangulated, inflamed hernia.  
*Zyzyph. Juj.*, bubonocele.  
 HERPES, v. Skin diseases.  
 HICCUGH, v. Spasms, &c.  
 HOARSENESS, v. Affections of the throat, &c.  
 HOOPING-COUGH, v. Asthma, &c.  
 HYDROCEPHALUS, v. Children—diseases of,  
 HYDROPHOBIA, v. Bites.  
 HYDROTHORAX, v. Swellings.  
 HYPOCHONDRIASIS, v. Melancholy, &c.  
 HYSTERIA, v. Females—diseases of,  
 ICHOR, v. Ulcers, &c.  
 IMPOTENCY, v. Debility, &c.  
 INDIGESTION, v. Stomach—diseases of,  
 INFECTION, v. Poisoning, and Fevers.  
 INFLAMMATION IN GENERAL, v. Fever, acute, &c.  
 INFLAMMATION OF INDIVIDUAL ORGANS—AS EYES, LUNGS, LIVER, &c., v. their respective heads; also Ulcers.  
 INFLUENZA, v. Catarrh, cough, &c.  
 INTERMITTENT FEVER, v. Fever—intermittent.  
 INTOXICATION, v. Brain, disorders of,  
 ITCH, v. Skin diseases.  
 JAUNDICE, AND YELLOWNESS OF THE CONJUNCTIVA (mucous membrane of the eye).  
*Agar. alb.*, jaundice.  
*Ajouain*, jaundice.  
*Aurum*, jaundice.  
*Berb. Lyc.*, jaundice. TOMF.  
*Bov.*, yellowness of the conjunctiva. p.  
*Carbo an.* (*Erin. u.*) jaundice (half a drachm daily). TOMF. n.  
*Fagon. Arab.*, yellow conjunctiva. p. g.

*Gard. dum.*, yellow conjunctiva. P. G.  
*Gent. rad.*, yellow conjunctiva. P.  
*Guil. Bond.*, jaundice.  
*Harm. Ruta*, jaundice.  
*Mameera Cashm. & Khutai*, jaundice.  
*Manna Teeghul*, jaundice. P.  
*Meth. glor.*, yellowness of the conjunctiva.

*Nig. sat.*, jaundice.

*Oxal. ac.*, jaundice.

*Picr. kurrooa*, jaundice. TOHF.

*Senec. Jacquem.*, yellow conjunctiva.

*Tamarind.*, jaundice. TOHF.

*Tarax.*, yellow conjunctiva. P. G.

*Urina sua propinandum*, black jaundice. (Used in the East as well as in Europe.)

*Venæsectio* behind the ears, in a yellowish tint of the face. R.

KIDNEY — DISEASES OF, v. Urinary diseases.

LAMENESS, v. Pain, &c.

LANGUISHING, v. Cachexy.

LAUGHING (excessive and spasmodic) v. Spasms, &c.

LEAD-COLIC, v. Colic.

LEECHES — EXPULSION OF, FROM THE THROAT, WHEN ACCIDENTALLY SWALLOWED, IN DRINKING.

*Mecc. balsam.* TOHF.

LEPROSY, v. Skin diseases.

LETHARGY, v. Restlessness, &c.

LEUCORRŒA, v. Females—diseases of, LICE, v. Vermin, &c.

LIPS—DISORDERS OF, v. Affections of the throat, &c.

LIVER — DISEASES OF, AS HEPATITIS —inflammation of the liver—(v. also Bowels—obstruction of the,) &c.

*Achy. asp.*, pain of the liver and shoulders. (In the course of 12 hours it was administered 8 times.)

*Acon. nap. extr.*, pain of the liver. G.

Gases rising from the region of the liver. P.

*Agar. a.*, pain of the liver and stomach.

Diseases of the liver. R.

*Aloes perfol. fol.*, hepatic pain. P.

*Ammon. mur.*, disorders of the liver. R.

*Amygd. am.*, enlargement of the liver.

*Apium gr.*, enlargem. of the liver. TOHF.

*Arg. fulm.*, enlargement of the liver.

*Aristol. longa*, pain of the liver.

Noxious to the liver. TOHF.

*Arist. rot.*, is the antidote to the preceding. TOHF.

*Arum camp.*, stabbing pain in the liver. P.

*Asa f.*, disease of the liver. R.

*Aterni*, pain in the region of the liver. P.

*Aurant. cort.*, (H.) pains in the region of the liver and of the stomach.

*Bdell.*, pain of the liver. Enlargements of the liver and stomach.

*Beeberine*, pain of the liver. P.

*Benzoi. ac.*, enlargement of the liver.

*Berb. Lyc. Res*, pain of the liver, after a blow.

*Berb. vulg.*, strengthening the liver. TOHF.

*Bez. amin. lap.*, diseases of the liver, and bile. TOHF.

*Bomb. hept. gummi*, pain of the liver (after external violence).

*Borac. ac.*, disease of the liver.

*Bov.*, pain in the liver. Enlargement of the liver. G. N.

*Calam. ar.*, enlargement of the liver. Hepatic pain. TOHF.

*Canth.*, pain in the region of the liver, and on the side of the chest.

*Cardam. maj. & min.*, diseases of the liver.

*Carissa Car.*, pain of the liver, and of the head. 4 times.

- Carpobals.*, congest. of the liver. ТОУР.
- Cass. Fist.*, hepatic pain.
- Cass. lign. fol.*, pain in the liver.
- Cass. Tora*, periodic hepatic pain, with headache.
- Celastr. pan.*, caused the bursting of a large, chronic abscess of the liver.
- Chelid. maj.*, pain in the hepatic region. P. G. Fistulous ulcer in the hepatic region.
- Chenop. a. sem.*, affections of the liver.
- Cichor. sem.*, enlargement of the liver. ТОУР.
- Cinnam.*, enlargement of the liver. ТОУР.
- Clemat. erect.*, pain in the liver and spine. Pain in the liver and testicles.
- Clerod. inf.*, painful congestion of the liver.
- Coccul. men.*, enlargement of the liver.
- Concha fuv.*, pain in the hepatic region. P.
- Cop. bals.*, pain in the posterior part of the liver. P.
- Cubeba*, enlargement of the liver. ТОУР.
- Cucum. util.*, diseases of the liver. ТОУР.
- Cucurb. Lag.*, irritation of the liver (sub-acute hepatitis). ТОУР.
- Cup. mur.*, pain in the region of the liver, in cholera-morbus. P.
- Cure. longa*, enlargement of the liver. ТОУР.
- Cure. Zed.*, pain in the liver. P. G.
- Cuscut. sem.*, enlargement of the liver.
- Cyc. revol. cort.*, enlargement of the liver, with dropsy.
- Datur. Stram. sem.*, chronic disease of the liver. M. and E.
- Deals.* Root for fever, pain in the hepatic region.
- Delph. Ghafes A.*, enlargement of the liver. ТОУР.
- Delphin. paucifl.*, pain in the liver. P.
- Fumar.*, enlargement of the liver.
- Galena*, enlargement of the liver.
- Galvanism.*, chronic diseases of the liver. P.
- Granat. ac. rad. cort.*, hepatic pain. P.
- Guil. Bond.*, hepatic pain. P. G.
- Harm. Ruta*, diseases of the liver.
- Indigo. Anil.*, hepatitis. Pain of the liver. P.
- Iod.*, diseases of the liver.
- Ipom. cor. sem.*, rumbling and pains in the region of the liver. P. Enlargement of the liver. ТОУР.
- Junip. bacc.*, enlargement of the liver.
- Kali oxym.*, enlargement of the liver.
- Karanjue pah.* (spinous husks) periodic pain of the liver.
- Kris*, pain in the region of the liver, and in the groins.
- Lanrocer.*, diseases of the liver. P.
- Laws. in.*, pain in the region of the liver, both before and behind. P.
- Led. pal.* (H.) obstruction of the liver with fever.
- Lepid. sat.*, engorgement of the liver.
- Leuc. ceph.*, is noxious to the liver. ТОУР.
- Lich. od.*, is strengthening to the liver. ТОУР.
- Macis*, pain of the liver.
- Manna Cal.*, enlargement of the liver. (Caused bilious purging.)
- Marrub. a.*, pain of the liver. P.
- Mastix*, enlargement of the liver. ТОУР.
- Melia Azed. cort.*, enlargement of the liver. ТОУР.
- Melia semp. sem.*, enlargement of the liver. ТОУР.
- Melil.*, pain of the liver. ТОУР.
- Menisp. gl. fac.*, affections of the liver.
- Merc. fulm.*, affections of the liver.
- Mimosa abst.*, pain of the liver. P.
- Momord. Gugservel*, chronic pain of the liver. Abscess of the liver, during the summer.
- Mosch. nux*, strengthening the liver. ТОУР.

- Myrob. n.* noxious to the liver. ТОФ.
- Ner. odor. rad. mont.*, pain of the hepatic region. P.
- Nigell. sem.*, hepatic pain. G. N.
- Nitro-mur. ac.*, chronic hepatitis.
- Ocim. Basil. sem.*, pain of the liver and stomach. P.
- Op. pur.*, erratic pain of the liver and spleen.
- Oz. ac.*, lancinating pains in the hepatic region and lungs.
- Papav. a. sem.*, pain in the posterior part of the hepatic region. P.
- Pastinaca Secacul*, pain in the liver. G. N.
- Phys. flex. sem.*, pain in the region of the liver.
- Phys. flex. Lah. rad.*, enlargement of the liver. P.
- Pini fr. sem.*, enlargement of the liver. ТОФ.
- Pip. long.*, enlargement of the liver. ТОФ.
- Piscin.*, pains of the liver. G. N.
- Pistac.*, enlargement of the liver. ТОФ.
- Pis. sat.*, pain of the liver. P. Softening hepatic induration. ТОФ.
- Plant. maj.*, ulcer of the liver. Enlargement of the liver.
- Polyg. linifol.*, induration of the liver. Chronic enlargement of the liver.
- Portul. sem.*, irritation of the liver. ТОФ.
- Prunum*, diseases of the liver and gall. ТОФ. (v. Mat. Med.)
- Ranunculac.*, chronic affections of the liver.
- Rheum Austr.*, enlargement of the liver.
- Rhus Kakrasingha*, enlargement of the liver.
- Rosar. r. sem.*, enlargement of the liver. ТОФ.
- Rottl. tinctor.*, erratic pain of the liver and chest. Chronic nocturnal pain of the liver.
- Rub. Munjista*, enlargement of the liver. P.
- Santal. a.*, enlargement of the liver.
- Stoch. Arab.*, atonic enlargement of the liver. ТОФ.
- Storax liqu.* enlargement of the liver.
- Strychn. f. St. Ign.*, acute hepatitis. M. and N. Pain of the liver and groin. P. G.
- Strychn. n. vom.*, pain of the liver and joints. Pain of the liver. P.
- Talc. a.*, pain of the liver. Induration of the liver. P.
- Tarax.*, chronic disease of the liver.
- Trapa nat.*, pain in the hepatic region. 4 times 12.
- Trianth. pent. n.*, pain of the liver.
- Unguis odor.*, pain of the liver and stomach.
- Uva ursi*, pain in the region of the liver, both before and behind. G.
- Xanthox. cort.*, pain in the hepatic region.
- Xanthox. fr.*, affections of the liver. ТОФ.
- Zingib. off.*, strengthening the liver. ТОФ.
- LOCK-JAW, v. Spasms, &c.
- LONGINGS, v. Cachexia
- LOOSENESS, v. Bowels, irregular action of,
- LUMBAGO, v. Pains, &c.
- LUNAR-AFFECTIONS, (v. Spasms, &c., and Females—diseases of,) —
- Alumina*
- Ammonia*
- Costus Arab.*
- Melic semp. sem.*
- Silic*
- LUXATION — SPONTANEOUS OF THE THIGH, v. Pains, &c.
- MADNESS, v. Mental disorders.



**MADNESS OF DRUNKARDS, v. Brain—**  
disorders of, and Poisoning.

**MANIA, v. Mental disorders.**

**MEASLES, v. Fever—acute, &c.**

**MELANCHOLY, AS WEEPING, DISTRESS,**  
**HYPOCHONDRIASIS, &c.**

*Antim. tart.*, melancholic disposition. **F.**

*Argent. nitric. fus.*, hypochondriasis  
with dread at night. Hypochon-  
driasis, from smoking *Churrus*.

*Arsen. pot.*, hypochond. with dyspnœa.

*Arum camp.*, hypochondriasis with  
indigestion.

*Asari rad.*, inelancholic temperament.

Moroseness. Stupor. Intense irri-  
tability of the nerves.

*Aurum*, disgust of life. Hypochon-  
driac temperament. Timidity in  
speaking. (*I. T. sol.*) **M.** and **E.**  
(*v. Nigella sat.*)

*Calotrop. gig. sem.* (**T.**) hypochon-  
driasis with forgetfulness and con-  
fusion of intellect.

*Cannab. Ind. herba* (taken as beverage)  
laughing or fear. **F.**

*Capill. Ven.*, melancholy. Timidity.  
Languor.

*Carniol. ust.*, melancholy.

*Carpes. racem.*, hypochondriasis.

*Celastr.*, melancholy, timidity with  
horrid, frightful dreams.

*Cera citr.*, hypochondriasis. **F. G.**

*Cherayta*, hypochondriasis.

*Chin. cort.*, melancholy.

*Costus Arab.*, melancholy. **F.**

*Croos.*, moroseness. Ill-humor.

*Croc. sat.*, laughing. **F.**

*Daron.*, hypochondriasis and melan-  
choly. **R.**

*Datic. Cannab. rad. cort.*, moroseness. **F.**

*Dioema cren.*, hypochondriasis. **R.**

*Gent. rad.*, melancholy, produced by  
the hemp plant.

*Harootootia*, melancholy with  
burning pain of the head, and rest-  
lessness. **M.** and **E.**

*Heracl. diversifol.*, melancholy with  
languor. **F.**

*Herniar. rad. D.*, hypochondriasis.

*Kunkolmirch*, hypochondriasis.

*Lacca in gran.*, melancholy.

*Lactuc. vir.*, hypochondriasis.

*Laws. inerm.*, dread. **F.**

*Lentes*, melancholy. **F. TOHF.**

*Lupul. Humul.*, hypochondriasis with  
restlessness.

*Magnes. carb.*, moroseness. Frightful  
dreams with general pains.

*Marrub. alb.*, hypochondriasis.

*Melongen. sem.*, melancholy. **F.**

*Mesereum, v. Mental disorders.*

*Moschus*, hypochondriasis. **TOHF.**

*Nardost.*, hypochondriasis. **TOHF.**

*Nigella, A. Aurum*, disgust of life.

*Pastinaca Secacul*, hypochondriasis.

*Picrorrhiza kurrooa*, hypochon-  
driasis with dread. **M.** and **E.**

*Platina*, mental disorder from grief,  
terror, &c.

*Rheum*, melancholy.

*Ros. rubr. fl.*, melancholy.

*Rosmarin.*, hypochondriasis.

*Salic. Aegypt. fl.*, hypochondriasis.

**TOHF.**

*Santal. alb.*, melancholy.

*Saphirus*, hypochondriasis. **U.**

(*v. Mat. Med.*)

*Scammon.*, grief, remorse, &c. **TOHF.**

*Smilax China*, melancholy. **TOHF.**

*Stann.*, hypochondriasis with pain in  
the bowels.

*Staphisagr.*, longing for death.

*Stachas Arab.*, diseases of the brain,  
occasioned by black bile. **TOHF.**

*Stront.*, hypochondriasis. Moroseness  
with vehemence, rage, &c.

*Tamarind.*, hypochondriasis. **TOHF.**

*Thuja occid.*, melancholy. Affliction after a severe loss by death.

*Urtic. maj. fl.*, delirium. P.

*Viol. rep.*, melancholy. Grief. Hypochondriac disposition, with weeping. G. Hypochondriasis caused by irritation. TOHF.

*Vitex Neg.*, weeping, distress, and their consequences.

*Xanthoxyli arom. sem.*, hypochondriasis. TOHF.

**MENTAL DISORDERS OF A HIGHER DEGREE, AS: MANIA, RAVING MADNESS, SUICIDAL MANIA, &c.**

*Ambr. gr.* (℞.) one drop M. and E., administered on a piece of sugar (the cold douche should be applied).

*Anag. oer.*, mental disorder of a woman, cured on the reappearance of a latent (concealed) ♀ (?) at the same time, as in all cases of madness, cold douche-baths were used.

(v. Vol. I. p. 161.)

*Ant. t.*, suicidal mania. R. (v. *Op. p.*)

*Arg. nitric. fus.* v. *Churrus*

*Ars.*, suicidal mania.

*Aur.*, suicidal mania. R. G., (℞. of the trituration) M. & E. (v. Melancholy. *Nig. sat.*)

*Bol. Arm.*, periodic mania.

*Bryon.*, somnambulism. R.

*But. fr. fl.*, monthly periodic mental disorders. M. and E.

*Calotr. gig.*, v. *Memory—loss of*, &c.

*Camp.*, mental disorder. P.

*Chaulmoogra od.*, fatuity. P.

*Cherayta*, mania

*Churrus* fatuity (smoking). P. He laughed, talked nonsense, tore his clothes, and walked about naked. Relief was produced by *Arg. nitric. fus.*

*Cusc.*, mental disorder with ♀. The improvement occurred on a critical eruption.

*Dat. Stram. fol.* (one drachm smoked) calmed the paroxysm of madness. R.

*Dat. Stram. sem.*, (solution after their trituration) removed a mental disorder, where the patient abused, bit, and struck those around him. 4 times.

*Dig. purp.*, mania

*Euph. long.*, mania

*Hed. terr.*, mental disorder. R.

*Hell. n.*, mania

*Mezer.*, desire for death.

*Ooim. a.*, mania

*Op. pur.*, madness produced by excessive drinking of spirituous liquors.

A. *Ant. tart.*, mania

*Oz. ac.*, mania

*Sep. succ.*, mania

*Strychnine*, mental disorders with giddiness and headache, after excessive drinking of spirituous liquors. P.

*Strychn. f. St. Ign.*, foolishness. P.

*Thuja occ.*, v. Melancholy.

*Urt. dioica*, v. Melancholy.

**MEMORY—LOSS OF (FORGETFULNESS) AND ABOLITION OF THE SENSES (DYSAESTHESIA), &c.**

*Anac. Orient.*, forgetfulness. TOHF.

*Asa. fet.*, forgetfulness. TOHF.

*Asari rad.*, heaviness of mind, or stupidity. (v. Melancholy.)

*Calotrop. gig.*, weakness of the memory. Loss of memory, and delirium, in fever. P.

*Calotrop. gig. sem.* (℞.) loss of memory, with hypochondriasis, and heaviness of the head.

*Capsic.*, forgetfulness. TOHF.

*Cinnam.*, forgetfulness. TOHF.

*Creos.*, forgetfulness.

*Cyper long.*, forgetfulness. **TOHF.**  
*Harmala Ruta.*, forgetfulness.  
*Iod.*, imbecility with a fixed gaze and  
 pios (longings for unnatural things).  
*Myrobal. Embl.*, forgetfulness. **TOHF.**  
*Myrobal. nig.*, forgetfulness. **TOHF.**  
*Veratr. alb.*, loss of memory, with sen-  
 sation of burning in the chest.  
*Zingib. off.*, loss of memory. **TOHF.**

**MERCURIAL DISEASES, (v. also Syphi-  
 lis — the mercurial complications  
 with—)**

*Abeynth.*, mercurial disease.  
*Amaranth. Jounshka.*, mercurial  
 diseases.  
*Ant. t.*, (with an abundance of warm  
 drink) mercurial salivation. **R.**  
*Arg. fulm.*, mercurial ptyalism (an  
 effusion of spittle).  
*Arg. nitric. f.*, mercurial ptyalism.  
*Aur.*, mercurial disease.  
*Carbo v.*, ptyalism, with sore throat.  
 (v. *Staph.*)  
*Dat. Stram.*, v. Spasms.  
*Dulcam.*, mercurial disease.  
*Fanic.*, mercurial disease.  
*Geras. prat.*, mercurial salivation. (The  
 decoction as a gargle.) **R.**  
*Heliostr. Eur.*, mercurial pains.  
*Kali chlor.*, mercurial ptyalism.  
*Kali sulph.*, mercurial disease.  
*Lyc. hb.*, mercurial disease.  
*Morruob. a.*, chronic mercurial saliva-  
 tion.  
*Opium*, with ipecacuanha &c., and a  
 blister. (v. Vol. I. p. 60.)  
*Portul. sem.*, mercurial disease.  
*Ran. lan. fol.*, mercurial disease, as  
 swellings, nodes, pain, &c.  
*Raph. sem.*, mercurial disease.  
*Sassafras*, mercurial disease.  
*Solan. n.*, mercurial disease.

*Staph. a. Carbo. v.*, mercurial poison-  
 ing.

*Sulph.*, mercurial disease.

*Vesicat.*, v. *Opium*

**MIASMA, v. its respective denomina-  
 tions, ex. Cholera-morbus, Fever,  
 Catarrh., &c.**

**MILIARIA, v. Fever, and Skin-diseases.**

**MILK, MEANS OF PROMOTING OR SUP-  
 PRESSING SECRETION OF, v. Fe-  
 males—diseases of,**

**MOLES, v. Skin-diseases.**

**MORTALITY IN INFANCY, v. Children—  
 diseases of,**

**MORTIFICATION, GANGRENE, AND CAR-  
 BUNCLE.**

*Bellad.*, mortification, or gangrene. **R.**

*Calc. chlorat.*, mortification (application)  
**R.**

*Carota*, mortification (as a poultice). **R.**

*Creos.*, mortification (application). **R.**

*Euphorb.*, mortification. **R.**

*Nitrum*, mortification. (Saltpetre, in  
 a pulverized state, applied with a  
 bandage to the upper part of an  
 arm, which was ordered to be am-  
 putated, is said to have saved and  
 cured it. The mortification hav-  
 ing been stopped, the application of  
 the powdered saltpetre was then  
 gradually applied to the whole of  
 the affected part.) **R.**

*Ranunculac.*, mortification (?)

*Rhus Toxic.*, carbuncle.

*Silic.*, carbuncle.

*Terebinth. ol.*, incipient mortification  
 (application.) **R.**

**MOTHER-MARKS, v. Skin-diseases.**

**MOUTH—DISORDERS OR DRYNESS OF,  
 v. Affections of the throat, &c.**

**MUMPS, v. Glands—diseases of,**

**MUSCLES—AFFECTIONS OF,**

*Meccan. bals.*, **TOHF.**

*Opop.*, strengthens weak muscles, and relaxes those which are too stiff.  
ТОПФ.

NAUSEA, v. Stomach—diseases of,  
NAVEL (umbilicus) AFFECTIONS OF THE,  
AND AFFECTIONS IN THE UMBILICAL  
REGION.

*Ajuga dec.*, pain under the navel, with indigestion, after eating earth.

*Akh. rad.*, pain in the umbilical region.

*Ara. pot. n.*, periodic pain in the umbilical region.

*Arum camp.*, pain in the umbilical region. P. G.

*Asparag. Hali on sem.*, pain in the umbilical region. M. and E. 14.

*Bdell.*, pain in the umbilical region. G. N.

*Bism. mag.*, pain in the umbilical region.

*But. frond. gummi.*, pain in the umbilical region. G. N.

*Cassia Khar n.*, pain in the umbilical region, with dysentery.

*Cubebe.*, pain in the umbilical region.

*Datic. Cann. rad. cort.*, obstruction, below the navel.

*Gent. am. rad.*, pain in the umbilical region.

*Guis. Bond.*, pain in the umbilical region, with enlargement of the spleen.

*Gund. Zulm sem.*, pain in the umbilical region, with calculous affections. M. and E.

*Iod.*, swelling as large as the fist, prominent, painless, and hard, above the navel, in a very fat person.

*Ipom. dasyp.*, obstruction in the umbilical region.

*Kali sulph.*, pain in the region of the umbilicus, and of the kidneys, with calculous affections.

*Kunkolmirch.*, pain in the umbilical region, with irregularity of evacuations; likewise with diarrhoea, or constipation.

*Lacos in gr.*, pain in the umbilical region. G. N.

*Merc.*, pain in the umbilical region, in ♀. P.

*Oliv. Ind.*, wandering pain in the umbilical region in calculous diseases. M. and E.

*Opop.*, pains in the umbilical region. P. G.

*Oz. ac.*, pain in the umbilical region. M. and E.

*Persic. nucl. sem.*, pain in the umbilical region. 12 times.

*Petro.*, pain in the umbilical region, in ♀. M. and E.

*Phosph. ol.*, pain in the umbilical region. P.

*Phys. flex. sem.*, pain in the umbilical region.

*Plat.*, gripings in the umbilical region.

*Plumb. Zeyl.*, affections of the navel.  
ТОПФ.

*Prunella Cashm.*, periodic affections of the navel (the so-called umbilical displacement) with indigestion and vomiting.

*Senec. Mus.*, affections in the umbilical region.

*Sol. Jacqu.*, swelling above the umbilicus, with intense heat, and painful stitching. M. and E.

*Stront. n.*, pain in the umbilical region and in the kidneys. M. and E.

*Veratr. a.*, pain in the umbilical region and bowels, with or without diarrhoea.

*Verbasci rad.*, pain in the umbilical region. P. G.

*Zinc.*, chronic and periodic pains in the umbilical region, occasionally with fever. M. 30.

NECK — PAINS OF THE, WITH STIFFNESS, NUMBNESS, &c.

- Arnica*. (*R.*) pain in the nape of the neck and shoulders.
- Asarum*, stiffness of the neck, with thirst in the morning.
- Bar.*, stiff neck with pricking.
- Basella r.*, pain in the nape of the neck. *r.*
- Calebr. opp.*, pain in the nape of the neck.
- Camph.*, v. *Cannab.*
- Cannab. Ind. Cashm. fl.*, pain in the nape of the neck, and shoulders.
- Cannab. Ind. sem.* (with camphor as an emulsion.) Rheumatic pain of the neck.
- Cass. Fist. pulpa*, pain in the nape of the neck, and shoulders.
- Cass. Khar n. N.*, pain of the neck, with headache. *m.* and *r.*
- Conv. arg.*, pain in the nape of the neck and chest, with fever. *r.*
- Cost. Ar.*, stiff neck with dry throat, and vomiting of blood.
- Cycl. Eur.*, muscles of the neck as if paralysed.
- Dactyl. nucl. sem.*, affections of the neck.
- Daph. Sunnerkat*, pain in the nape of the neck, and shoulders.
- Elaegn. ang.*, pains in the nape of the neck, and shoulders.
- Euphr.*, pains in the nape of the neck, and shoulders.
- Fici glom.* (*R.*) stiff neck.
- Harm. Ruda*, rheumatism in the nape of the neck.
- Hollow. pill. sol.*, rheumatic pain in the nape of the neck.
- Jalap. mir. rad.*, pain in the nape of the neck, with expectoration of blood.

- Lepid. sat. rad.*, pain in the nape of the neck. *r.*
- Lupin. a.*, pain in the nape of the neck.
- Melie semp. sem.*, stitching in the nape of the neck.
- Menisp. gl. fac.*, rheumatic stiffness of the neck and shoulders (from a cold).
- Mimos. Pud. sem.*, pain in the nape of the neck.
- Mutella Ant.*, pain in the nape of the neck, and shoulders.
- Myrob. Embl.*, pain in the nape of the neck, and shoulders.
- Narc. bulb.*, pain in the nape of the neck. *r.*
- Nep. satv. hb.*, pain of neck, with an eruptive patch on the nape of the neck.
- Ocim. Basil. Cashm.*, pain in the nape of the neck, with stiffness of the back. Stiff neck with general, chronic, pains.
- Orig. heracl.* (*aff. spec.*) rigidity of the nape of the neck.
- Phys. flex. rad.*, pain in the nape of the neck, and shoulders.
- Polyg. macr.*, pain in the nape of the neck. *r.*
- Rhus Tox.*, rigidity of the neck, and nape of the neck, with headache. 4 times 12.
- Storax.*, pain in the nape of the neck, and head.
- Strych. n. pot.*, pain in the nape of the neck. *r.*
- Terobintki sem.*, pain in the nape of the neck.
- Tetranthera apot.*, pain in the nape of the neck, and shoulders.
- Veratr. a.*, pain in the nape of the neck.
- Vinc. mis. fol.*, pain in the nape of the neck, and chest.
- Viol. conf.*, rheumatic pain in the nape of the neck, chest, and shoulders.

**NERVES—DISORDERS OF THE, v. Brain—**  
disorders of, &c.

**NETTLE-RASH, v. Fever & Skin-diseases.**

**NIGHTMARE, v. Spasms, &c.**

**NOSE—AFFECTIONS OF THE, such as :**  
**CORYZA** (*running from the nose*);  
**EPISTAXIS** (*bleeding from the nose*);  
**RHINOPHONIA** (*speaking through the*  
*nose*); **TUMORS, OBSTRUCTION, EXCES-**  
**SIVE SNEEZING, MUCUS, SCABS, UL-**  
**CERS, GLANDERS, &c.**

*Acanth. Ootungun*, ulcers under the  
nose. **P.**

*Acon. Nap.*, disposition, but with in-  
ability to sneeze, with stitches in the  
side.

*Agar. a.*, nasal catarrh. Offensave  
smell of the nose, with running from  
the eyes.

*Ajuga Deals.*, excessive sneezing. **G.**

*Alcanna*, ulcers of the nose and mouth.  
Running from the nose and ears.

*Ambra gr.*, nasal obstruction. **Coryza**  
and pain of the nose. **P.** Dryness  
of the nose. **G. N.**

*Ammon. gummi*, swelling of the nose.  
**Coryza.** Nasal ulcers.

*Anac. or.*, nasal catarrh with sneezing.

*Angust. cort.*, nasal ulcers. **P.**

*Antim. cr.*, cracked, scurfy nostrils.

*Argent. fulm.*, blackness of the nose  
and of the palms of the hands.

*Argent. n. f.*, nasal obstruction.

*Armor.*, nasal inflammation, &c.

*Arn.* (**H.**) nasal ulcers (internal and  
external). **Fistula** of the nose.  
Trickling from the nose.

*Ars.*, sensation of burning of the nose  
with cold. (**v. Dulcam.**)

*Asar.*, nasal obstruction. **P. G.** **Coryza**,  
and running from the eyes. **P.**

*Asparag. asc.*, nasal bleeding scabs. **P.**

*Aur.*, nasal cancer. Enlargement of  
the bridge of the nose.

*Auripigm. r.*, nasal bleeding scabs  
(when hereditary, but palliative).

*Bar. ac.*, nasal inflammation; also  
excessive sneezing. **P.**

*Bdell.*, nasal obstruction with epistaxis.

*Beberine*, dryness and itching of the  
nose. **P.**

*Bell. extr.*, nasal obstruction with  
rhinophonia. Spasmodic sneezing,  
with cough in children.

*Blum. aur. sem.*, nasal and general  
pains. **P.**

*Calc.*, nasal cancer.

*Calebr. opp.*, sneezing with coryza.  
Offensive coryza (after a serpent's  
bite).

*Campech. lign.*, nasal ulcers.

*Casp. sem.*, nasal obstruction. **P.**

*Carbo an.*, pains in the nasal bones, and  
cartilages.

*Cardam. min.*, nasal ulcers. **P.**

*Carpes. rac.*, tendency to sneezing,  
without ability to sneeze.

*Cascar.*, ulcers of nose and mouth. **P.**

*Cass. Abs. sem.*, catarrhal sneezing. **P.**

*Cass. Fist. sem.*, dryness of the nose.

Bleeding scabs within the nose. **P. G.**  
*Celast. pan.*, catarrhal obstruction of  
one nostril. Ulcers of the nose and  
fauces. **G. N.**

*Celac. ol.*, sneezing, excessive. **G. N.**

*Chaulmoogra od.*, nasal obstruc-  
tion with leprosy. **G.**

*Chel. maj.*, tendency to sneezing, with-  
out ability to do so, with catarrh.

*Chin. sulph.*, nasal bleeding scabs, in  
erysipelas.

*Clemat.*, sneezing with catarrh.

*Concha flu.*, profuse sneezing and  
nasal catarrh. **P.**

*Conium*, coryza, and running from eyes.

- Corch. frut.*, coryza and catarrhal cough. *r.*
- Cost. n. Cashm.*, obstruction of the nose. Nasal ulcers. *r.*
- Crat. Marm.*, nasal obstructions. *r.*
- Creos.*, sneezing with catarrhal nasal obstruction. Glanders.
- Cubeba*, nasal ulcers. *r.*
- Curcul. orch.*, nasal flux, from that side on which the patient lies, in periodic arthritic headache.
- Deals. Root for fistula*, catarrhal obstruction of the nose and ears.
- Delphin. paucifl.*, nasal obstruction.
- Diorit.*, nasal bleeding scabs. *r.*
- Dulc. A. Ars.*, glanders. *m.* and *n.*
- Embryopt. glut. sem.*, ulcers of the nose and throat. *r.*
- Euph. long.*, ulceration of the nose with pimples.
- Fic. Car. sem.*, catarrhal sneezing. *r.*
- Graph.*, nasal bleeding scabs.
- Harm. Ruta*, profuse sneezing.
- Helict. Isora*, inability to sneeze. *r.*
- Helleb. n.*, nasal catarrh. *r.*
- Hemid. Ind.*, obstruction of the nose. Nasal bleeding scabs. *o. n.* (*v. Smil. Chin.*)
- Heracl. div.*, dryness of the nose.
- Hoya vir.*, catarrhal nasal affections. Sneezing. *r.*
- Ichthyoc.*, dryness of the nose, mouth, and tongue (at night). *r.*
- Iod.*, sneezing. *r.*
- Ipom. cusp.*, catarrhal obstruction of the nose.
- Ipom. dasyep.*, nasal bleeding scabs. *o. n.*
- Jalap. mir. rad.*, nasal bleeding scabs.
- Jasps. n.*, profuse sneezing. *r.*  
(*v. Papav. a. sem.*)
- Jatropha Curc.*, catarrhal sneezing with nasal catarrh.
- Junip. bacc.*, offensive nasal ulceration.
- Kali bichrom.*, nasal ulceration. *r.*
- Kali carb.*, nasal obstruction. Enlargement of the bridge of the nose.
- Kali hydriod.*, catarrhal sneezing with running from the nose.
- Kino gummi*, nasal ulcers. *r.*
- Lacca in gr.*, profuse sneezing. *r.*
- Law. bacc.*, nasal obstruction. *r.*
- Led. pal.*, a sensation of burning of the nose, painful on touching it.
- Lepid. sat. hb.*, nasal catarrh with running of the eyes.
- Lim. Lawr.*, profuse sneezing.
- Lithanthr.*, nasal ulceration. *r.*
- Lup. Hum. sem.*, nasal bleeding scabs, with subsequent bleedings.
- Lyc. hb.*, nasal ulceration.
- Major.*, the bridge of the nose depressed (as if driven in).
- Marrub. a.*, sneezing with running from the nose.
- Menth. pip. (H.)* nasal obstruction, with giddiness and rhinophonia.
- Merc. v.*, nasal cancer. Nasal bleeding scabs.
- Methon. glor.*, nasal bleeding scabs, with leprosy.
- Millefol.*, obstruction of the nose.
- Mimosa Pud. sem.*, nasal ulceration, with flattening of the bridge.
- Moring. Soh. sem.*, nasal ulcers. *r.*
- Narciss. bulb.*, rhinophonia, with catarrh, and internal pricking pains.
- Natr. sulph.*, sneezing and coryza.
- Nitr. ac.*, nasal obstruction. *r.*
- Numul. Sh u d n u j*, dryness of the nose and throat, as also ulcers of the nose and corners of the mouth. *r.*
- Onosm. macr. fl.*, catarrhal sneezing. *o.*
- Onosm. macr. rad.*, nasal ulcer, with bleedings and internal burning sensation.
- Opium*, excessive sneezing (habitual use discontinued). *r.*

*Ox. ac.*, dryness of the nose and mouth with epistaxis.

*Ox. corn.*, offensive nasal ulcers.

*Papav. a. sem.*, excessive sneezing from *Jaspis*

*Pastinaca Secaculi*, nasal scabs, with or without bleeding. (Polypi. n.)

*Phosph.*, nasal offensive smell.

*Piscin.*, profuse sneezing with nasal discharge. *r.*

*Pij. sat.*, nasal bloody scabs.

*Plectranth. ar.*, running from the nose, with catarrhal running from the eye, with or without fever. *m.* and *e.*

*Plumbago*, obstruction of the nose.

*Pavonia corall.*, soreness of the nose and mouth.

*Portul. Oler.*, nasal catarrh. *r.*

*Puls.*, purulent nasal discharge.

*Pyrethr.*, bleeding nasal scabs. *r.*

*Raph. sem.*, excessive sneezing.

*Rosa r.*, (bath) excessive sneezing. *o.*

*Rubia Munj.*, catarrhal sneezing. *o.*

*Sahansbed*, catarrhal sneezing, also with thoracic (chest) affections. (Chronic, periodic sneezing. *n.*) Nasal ulcer. *r.*

*Salvia off.*, sneezing. *r.*

*Santon. sem.*, coryza with burning sensation, frequent rubbing, and pricking of the nose.

*Sapind. em. lig. cort.*, nasal inflammat.

*Sapind. em. fr.*, sneezing. *r.*

*Saxifraga Peshant*, nasal obstruction. *r.*

*Sil.*, pain on touching the nasal bone. Incipient mucous nasal polype. *o. n.* with nasal obstruction. *o.* Excessive sneezing, or inability to sneeze. (I. *IX. sol.* every other day.)

*Smil. China*, running from the nose. *r.* (Worm-eaten powder of.) Nasal ulcers. *A. Hemid. Ind.*, offensive nasal ulcer. *♀.*

*Solan. Jacqu. rad.*, nasal ulceration.

*Spong. u.*, coryza, with much sneezing.

*Squilla*, swelling of the nose. *o.* 4 times 12.

*Stenact. bellid. rad.*, soreness of the nose and throat. *r.*

*Stach. Ar.*, irritation of the nose. *r.*

*Stach. Cashm.*, nasal ulcers. *r.*

*Stront. n.*, excessive sneezing. Nasal ulcers. *r.*

*Styloph. Nep.*, nasal obstruction.

*Sulph.*, nasal cancer. Nasal obstruction.

*Sulph. ac.*, dripping from the nose, with partial obstruction.

*Talc. a.*, nasal ulcers.

*Trianth. pent.*, sensation of burning in the nose. *r.*

*Tuber cib.*, nasal dryness and obstruction. *r.*

*Uva ursi*, dryness of the nose and mouth. *r.*

*Valer. sylv.*, dryness of the nose, with thirst and lientery.

*Veratr. a.*, depressed bridge of the nose.

*Verbena Lah.*, nasal inflammation. *r. o.* Rheumatic inflammation of the nose, with toothache.

*Vinc. min. fol.*, nasal ulcers. *r.*

*Vit. Neg.*, ozæna.

*Zinc.*, inflammatory swelling of the nose, external and internal, with loss of smell. *m. 7.*

*Zingib.*, mucous discharge (snot). *r.*

*Zyz. Juj. fr.*, dryness of the nose.

*Zyz. Juj. gummi*, dryness and obstruction of the nose. *r.*

NOSE—BLEEDING FROM THE (EPIS-TAXIS).

*Alcanna*, epistaxis. *r.*

*Anag. cer.*, epistaxis. *r. o.*

*Angust. cort.*, epistaxis. *r.*



- Arn.* (℞.) epistaxis, with escape of worms from the nose.  
*Asparag. asc.*, epistaxis. P. G.  
*Aparag. Hul. sem.*, epistaxis. M. and E.  
*Basella. r.*, epistaxis.  
*Behen. a. r.*, epistaxis. G. N.  
*Bell. extr.*, epistaxis. P. G. N.  
*Boo.*, epistaxis.  
*But. fr. gummi.*, epistaxis. G. N.  
*Calotr. gig. rad. cort.*, epistaxis.  
*Cann. Ind. sem.*, epistaxis. P.  
*Canth.*, epistaxis. P. G. N.  
*Carth. t. sem.*, epistaxis. P. G. N.  
*Cascar.*, epistaxis. P.  
*Cassia Khar n. N.*, epistaxis. P.  
*Cervi c. ras.*, epistaxis. P.  
*Cetac. ol.*, epistaxis. P.  
*Chin. cort.*, epistaxis. P.  
*Cleom. pent.*, epistaxis.  
*Conv. arg.*, epistaxis. G. N.  
*Creos.*, epistaxis. P.  
*Crot. T.*, epistaxis. P.  
*Crust. Dji n g e*, epistaxis. P.  
*Cuscut. mon. sem.*, epistaxis. P.  
*Cyn. D u b*, epistaxis. P.  
*Dat. Stram. fol.*, sensation of approaching epistaxis. M.  
*Digit. p.*, epistaxis. P. G. M. and N.  
*Diorit.*, epistaxis.  
*Drac. sangui.*, epistaxis. P.  
*Euph. gummi.*, epistaxis. P.  
*Euph. ten.*, epistaxis. P.  
*Evoh.*, epistaxis.  
*Fenic. rad.*, epistaxis. P. G.  
*Gagerming.*, epistaxis.  
*Galanga.*, epistaxis. P.  
*Galla Turc.*, epistaxis. P.  
*Geum el.*, epistaxis with sensation of burning. P. G.  
*Goolchsen.*, epistaxis. P.  
*Gul. Bond.*, epistaxis. P.  
*Hemid. Ind.*, epistaxis. P.  
*Hoya vir.*, epistaxis. P.  
*Hyosc. n. sem.*, epistaxis. P.  
*Ipom. cusp.*, epistaxis. G. N.  
*Ipom. dasyep.*, epistaxis. P. G.  
*Kali hydriod.*, v. *Sarsap.*  
*Keik e i l a*, epistaxis. P.  
*Kris.*, epistaxis. P.  
*Kunkolmirch.*, epistaxis of one side. P.  
*Lacca in gr.*, epistaxis. P.  
*Lactucar.*, epistaxis. G.  
*Lactuc. succ.*, epistaxis. P.  
*Led. pal.*, epistaxis. P. G. N.  
*Lepor. sangv.*, epistaxis. G. N.  
*Leuc. ceph.*, epistaxis.  
*Lich. od.*, epistaxis. P.  
*Lini sem.*, epistaxis. P. G.  
*Lippia nod.*, epistaxis. P.  
*Lupul. Hum.*, epistaxis. P. G. N.  
*Lyc. sem.* (℞.) epistaxis. P.  
*Macis*, a return of epistaxis. P.  
*Manna Hed. Alh.*, epistaxis (of one side, with tropical itch).  
*Melia semp. sem.*, epistaxis (application). ТОНР.  
*Menisp. gl.*, epistaxis. P. G.  
*Methon. glor.*, epistaxis. G.  
*Myrob. Embi.*, epistaxis. P.  
*Myrob. nig.*, epistaxis.  
*Natr. m.*, epistaxis. P.  
*Onosm. macr. fl. & rad.*, epistaxis. G. N.  
*Orig. heracl. (aff. spec.)*, epistaxis. P.  
*Ox. ac.*, epistaxis with obscurity of vision (also that produced by a blow) chronic. G. N.  
*Pastinaca Secaculi.*, epistaxis. P.  
*Phas. aconitifol.*, epistaxis. P.  
*Phosph. mel.*, epistaxis. P.  
*Pis. sat.*, epistaxis with discharge of small coagulated lumps. 4 times 28.  
*Polan. rad.*, epistaxis with stitches in the side.  
*Polygon. linifol.*, epistaxis. G.  
*Polyg. molle.*, epistaxis. P.  
*Prun. sylv.* (℞.) epistaxis.  
*Rub. Munj.*, epistaxis. G. N.  
*Sarsap. A. Hydriod. pot.*, epistaxis. P.

*Senec. Mus.*, epistaxis with fever.  
*Sep. succ.*, epistaxis. G. N.  
*Serp. ex.*, epistaxis. F. G. N.  
*Sid. rad.*, epistaxis. G.  
*Smil. China*, epistaxis. F.  
*Spinac. tetr. hb.*, epistaxis. F.  
*Stront. n.*, epistaxis. G. N.  
*Terebinthi sem.*, epistaxis, with ♀.  
*Thym. Serp.*, epistaxis.  
*Torment.*, epistaxis.  
*Trianth. pent. hb. & rad.*, epistaxis. F.  
*Urt. dioica*, epistaxis.  
*Uva Passa*, eating of them, good for those, who are subject to bleeding at the nose. R.  
*Veron. Becc.*, the Cashmereans bind the speedwell on the forehead, when they bleed at the nose.  
*Viol. conf.*, critical epistaxis of one side. F.  
*Warburgii tinctura antifebr.*, epistaxis. F.

OBSTRUCTIONS IN GENERAL, *v.* Bowels  
 —obstruction of the, as also: under the respective organs affected, as lungs, stomach, spleen, liver, &c.

OLD AGE—Diseases of,

*Ars. sod.*, *v.* Urinary disorders.

*Bar.*, *v.* Urinary disorders.

*Croc.*, *v.* Skin-diseases.

*Malic. ac.*, *v.* Urinary disorders.

*Opium*, in old age. R.

OPHTHALMIA, *v.* Eyes—diseases of,

PAIN FROM BLOWS, CONCUSSION AND FALLS, *v.* Violence, &c.

PAINS IN GENERAL: GOUTY, NERVOUS, RHEUMATIC, AND SYPHILITIC, as:

ARTHRITIS (*gout in the joints*).

CHIRAGRA (*gout in the hands*).

GONAGRA (*gout in the knee*).

LUMBAGO (*rheumatic pain in the loins*).

NEURALGIA (*nervous pain*).

PADAGRA (*gout in the feet*).

SCIATICA (*hip-gout*).

SPONTANEOUS LUXATION (*involuntary limping*), and also:

CARDIAC OR EPIGASTRIC (*belonging to the heart or stomach*); CRURAL (*thigh*); HUMERAL (*upper-arm*); LUMBAR (*loins*); RENAL (*kidney*); and TIBIAL (*shin*) PAINS, &c.

*Abrus proc. sem.*, pains of the arm, shoulders and chest. M. 4 times.  
 (Wandering rheumatic pains. N.)

*Absynth.*, pain of the shoulders. O.  
 Pain of the spine. Pain. ♀.

*Acac. cort.*, rheumatic pain of the shoulders, with catarrh. Arthritis, with burning and pricking pains. Sensation of burning and pricking in the renal region. Pain of the kidneys and spleen. F.

*Acac. sem.*, pain of the head and knee, with catarrhal fever. Chronic pain in the knee, when sitting. M. and R.  
 Pain of the spine and knee. G. N.

*Acanthac. Ootungua*, pain of the arms and feet. Pains of the feet, with catarrh.

*Achyr. asp. sem.*, pains in the region of the shoulder-joint, shoulders, sides, and liver.

*Acon. fer.*, general pain with a fetid nasal ulceration (*ozæna*). Facial pain and running from one nostril. F.

*Acon. Nap. extr.*, pain of the temples and face, with running from the eyes. Arthritis. Sciatica. Burning pains, ♀.

*Acupunctureatio*, chronic, rheumatic, pains and neuralgia, without inflammation. R.

*Agaric. a.*, pain of the arm, also with

- inability to raise it. Pain in the renal region. Rheumatic pains in the limbs during repose. Pain in the thigh and the cardiac region. *P.*
- Ajowan*, general pains, with or without swellings.
- Ajuga dec.*, rheumatic pains of the arms, shoulders, spine, and feet. Arthritis. Spinal pain. *g. n.*
- Alcanna*, pains of the joints of the feet, with expectoration of mucus, &c. Pain of the arm, or general pains with internal burnings. *P.*
- Allium sat.*, stiffness of the back. *P.*
- Aloe perf.*, pains of the joints. *g. n.* Pains of the feet. *P.*
- Allh. fol.*, pain of the hands, abdomen, feet, knee, and tibiae, with rigidity of the limbs. Erratic pains. (*v. Females—diseases of*)
- Allh. sem.*, pain of the knee. *P. g.*
- Amaranth. cr. sem.*, pains in the joints.
- Amaranth. Joints ha*, sensation of heaviness of the arm. Spinal pain, even *♀. 12 times.*
- Ambra gr.*, pains of the calves. *P. g.* Pain on the left side, extending downwards.
- Amman.*, lumbago, and painful inflammatory swelling of the tibia. *P.*
- Ammon. gummi*, pains of the chest, shoulders, abdomen, groins, and thighs, with stoppage of urine and bowels.
- Ammon. carb.*, pain of the wrist, from a sprain. *n.*
- Ammon. mur.*, neuralgia. Pain from external violence.
- Anac. occ.*, rheumatic, fixed, pain with catarrh.
- Anac. Or.*, pain in the head of the thigh, extending to the groin. *P. g.* Pains of the joints. Pains in the hands and feet, also *♀. g. n.*
- Facial pain. *P.*
- Anagall. caer.*, pains of the back and hips. *g. n.* and *n. 30.* Pains of the joints. Erratic pains of shoulders. *P.*
- August. cort.*, pain of the knee. *P. g.* Arthritis. Rheumatism. Pain of the thigh, with nodes.
- Ant. sulph. n.*, pains in the head, arms, and stomach with giddiness. *n. & n.*
- Ant. t.*, rheumatic or gouty pains in the sides of the chest, in the spine and joints, with or without swellings. Pains of the head, the stomach and abdomen, with fever. Pains of the shoulder-joint. *g. n.*
- Api rad.*, facial pain. *P.*
- Aqua*, the gout is said to be cured by drinking a glassfull of warm water every half hour for a fortnight. (*? Daniel Elix*)
- Araneum*, chronic sciatica.
- Areca Cal. nux a.*, pain of the knee.
- Argem. Mex. sem.*, rheumatic, wandering pains.
- Argent. fulm.*, pain of the spine and calves. Fixed, rheumatic and burning pains. Spinal pains and arthritis. *g. n.*
- Argent. nitric. f.*, lumbago. Burning and pricking pains in the perineum in calculous affections. Painful uneasiness from thread worms. Pains of the joints. Pain of the calves. Crural pain. *g. n.* In chronic gout as a liniment. *n.*
- Arist. longa*, chronic pain in the renal region, with subsultus. Pain of the joints. Spinal pain, with or without sciatica.
- Armor.*, chronic, fixed rheumatism. Spinal pain and arthritis. *g. n.*
- Arnica*, pains in the nape of the

- neck, shoulders, and loins. Podagra during the winter (℞.) m. & x. Pains from blows. Pains in the joints. g. n. Pains of the testicles in gonorrhœa, also in spermatorr. r.
- Arsen.*, chronic rheumatism, pain of the shoulders and knees. (v. *Digit.* & *Ledum*)
- Ars. pot.*, rheumatic, gouty, and ♀ pains.
- Ars. sod.*, pains, ♀. g. n. Pain of the shoulders and kidneys. r.
- Artem. rad.*, gout and rheumatism, even ♀.
- Arum campan.*, pains of the head, spine and joints. Pains of the feet with numbness.
- Arum Coloc.*, pains and weakness in the feet. r.
- Asa f.*, numbness of the arms. (v. *Zingib.*)
- Asarum*, pains of the sides and the abdomen. Painful arthritis, with or without ♀. g. n. Pains of the spine, knees and joints. r.
- Asel. jec.*, rheumatism. r.
- Asparag. Hal. sem.*, pain in the joints. r.
- Asparag. asc.*, wandering pains. Pains in the chest, spine and knee. Pains of the joints. r. g. n. In pains of the joints and knees. g. 4 times 28.
- Asphalt. L.*, relieving pains of the arms, spine, knee, and joints, by producing expectoration of mucus. Spasmodic pains in the feet by night. Inflammatory swelling of the ankles from over-walking. 4 times 28.
- Internal pains, from external violence. m.
- Aspl. fol.*, pains, ♀. Pains of the shoulders and hips. r.
- Aterneæ*, pains of the spine and knee. Pain of the joints. g. n.
- Aurum*, crural pain. Gouty nodes.
- Aur. n. mur.*, pain in the soles of the feet. r.
- Aur. n. amm. mur.*, rheumatic pains of the left side, arm, spine and foot, after a cold, which lasted three months. m. and x.
- Auripigm.*, pains of the humerus, shoulders and chest. (℞. sol.)
- Balaust.*, acute pain in the head of the femur. r. g. 12 times 36. Crural pain.
- Balneum*, cold baths for gout and rheumatism are x.
- Balota lan.*, rheumatism and gout. x.
- Baryta ac.*, rheumatic pain. r.
- Bar. carb.*, pain of the head, humerus and fingers with sensation of burning and pricking. Pain of the spine and knee. g. n.
- Bar. nitr.*, pain of the shoulders.
- Basella r.*, nervous pain of the face and forehead. Rheumatic pain of the arm. Spinal pain. r. g. n.
- Bassia lat. fr.*, pains of the humerus. r. g.
- Bdell.*, pain of the face and teeth. Pain of the temples. Pain of the knee.
- Behen a.*, rheumatism. Crural pain, when walking. Pains of the chest and shoulders, as also wandering pains, and pains in the joints. g. n.
- Behen r.*, pain of the arms and chest.
- Bellad. extr.*, pains of the feet.
- Bellad. fol.*, pain of the feet. Pains of the joints with itching, redness, &c. (v. *Kali sulph.*)
- Berber. Lyc.*, facial pain. General pains with fever, also with spermatorrhœa.
- Berb. Lyc. Res.*, pain of the spine and thigh. ♀.
- Berthol.*, pain of the head, stomach

- and sides. Pain of the arm and sides with cough.
- Bignon. Ind. sem.*, partial pains.
- Bistorta*, pains of the kidneys, and those from stone in the bladder.
- Blum. awr. sem.*, pains of the joints, ♂ ♀. nasal and general pains. *r.*
- Bal. Arm.*, *A.* with *Sulph. Chin.*, muscular pain, ♀. Pain of the joints, ♀.
- Bombac. hept. gummi*, pain of the arms and knee. Spinal pains. *r. g. n.*
- Bor.*, spinal pain extending to the feet. Pains of the calves. *r. g. n.*
- Bov.*, spinal pains. *g. n.*
- Cacal. Kl.*, pain of the knee. Pain of the arms, shoulders and spine. *g. n.*  
The decoction in rheumatism. *r.*
- Cact. For succ.*, pain of left kidney. *r.*
- Cajap. ol.*, rheumatism; as an ointment. *r.*
- Calam. ar.*, pain of the knee, ♀. *x. 30.*
- Calc. carb.*, spinal pains. *r. g.* Pains of the shoulders with fever. In gout the external application of lime is recommended in the following combination: mix half-a-pound of unslaked lime, and three ounces of sal ammoniac, with a sufficient quantity of water for a bath; and afterwards an ointment made of three ounces of lime and three ounces of camphor, mixed with half-a-pound of sweet oil. *r.*
- Calebr. opp.*, pain of the left kidney. Facial pain, after a serpent's bite.
- Calotr. gig. fol.*, pain of the chest and the feet. Lancinating pain in the chest. Lancinating pain in the joints. Pricking & burning pains, ♀. Inflammation of the knee. Rheumatism. In gout the application. *r.*
- Calotr. gig. rad. cort.*, rheumatism. *Rp. Pul. rad. Calotr. gig. gr. xxxvj. Extr. hyosc. n. gr. xviii. m. f. l. a.*
- pill. sign. Two such pills. *m. and n.* in gout. *r.*
- Calotr. gig. sem.*, spinal pains. *r. g. n.*
- Calumb. rad.*, rheumatism.
- Camph.*, in rheumatism, as a vapour bath. *r.* With hemp seed, as an emulsion, in rheumatic fever. Periodical pain in the feet.
- Cannab. Ind. Cashm. fl.*, facial pain. Wandering, rheumatic, pains, also ♀.
- Cannab. Ind. Cashm. rad. cort.*, pain of the shoulders. Arthritis with general pains.
- Canth.*, rheumatic pain of the shoulders and kidneys. Spontaneous laxation. Burning and pricking pains.
- Capill. Ven.*, general pains with hypochondriasis. Sciatica. *m. and n.*
- Capp. spin. rad.*, pains, ♀. Spontaneous laxation.
- Caps. sem.*, renal pain with calculous affections. Pain of the joints ♀. *g. n.* Sciatica. *r.*
- Carbo an. (C. c. u.)* gout. Pain of the humerus and hands, with burning in the spleen. (*H.*) Sciatica. ♀. *m. & n.* Take black-burned hartshorn two drachms; ginger and sugar, each a drachm; add a sufficient quantity of mucilage of gum-traganth to constitute a paste, of which twelve pastills may be made. One piece to be taken every day in the mouth. At the same time, every evening, a mixture of sugar of lead, opium, and vinegar should be externally applied; by this means a podagra was cured (?) in four weeks. This is a remedy of my earlier practice; when I used also sometimes a combination of black-burned hartshorn with root of sweet flag and henbane seed, in gout and rheumatism, apparently with much success.

- Carbo veg.*, pains with fever and burning. Pains of the joints and the trunk.
- Cardam. min.*, pain of the joints. p. g. n.
- Cariac. Car. fol.*, pains. ♂ ♀.
- Cariac. Car. fr.*, spinal pains. p. g.  
Pain of the knee.
- Carpes. rac.*, lumbago.
- Carth. t.*, general pains.
- Caryoph. ar.*, spinal pains. g.
- Cascar.*, pain of the joints. g. Pain of the arms. Facial pain. p.
- Cass. Abs. sem.*, spinal pain with hæmorrhoids.
- Cass. al.*, renal pains. p. g. n.
- Cass. Fist. pulpa*, pain of the nape of the neck and the shoulders, with spermatorrhœa. Pain of the feet with hæmorrhoids. Alleviating arthritis.
- Cass. Fisl. sem.*, pains of the spine. knee and ankles. p. g. Pains of the joints.
- Cass. K h a r n. N.*, pains in the renal region. p. g. Wandering pains. Podagra.
- Cass. lign.*, rheumatism. Pain in the joints.
- Cass. lign. fol.*, pleuritic pain. Pain in the kidneys and spleen. Pain of the feet, as if from blows.
- Cass. Tora*, pains of the joints. Pain after a fall.
- Causl.*, in acute and chronic gout, the corrosive ley. z.
- Cepa*, pain of the shoulders and the abdomen. p.
- Cera citr.*, pains of the feet.
- Ceroleum*, in gout. z.
- Cotac. ol.*, pain of the joints. Arthritis. Pain of the shoulders. Pain of the feet. Pain from external violence. Stiffness of the spine. Spinal pain. g. n.
- Cham.*, v. *Sarsap.*
- Chelid. maj.* (℞.) pains, ♀. Both in the muscles and joints.
- Chenop. a.*, sciatica. Spontaneous luxation.
- Cherayta*, sciatica after a fall. Renal affections. ТОНР. In uterine affections, the application of vapour obtained from its infusion. z.
- China cort.*, acute rheumatism.
- Chin. sulph.*, fixed, acute and chronic rheumatism. Chronic pains in humerus. Pain of the shoulders. Pain of the shoulders and chest, g. n., as also sciatica and spinal pain. Pain of the kidneys with sciatica. p. General pains. p. g. n.
- Cich. fol.*, gout and rheumatism. ТОНР.
- Cich. rad.*, pains of the calves. p.
- Cich. sem.*, pains of the joints. g. n.
- Cic.*, pains of the knees, with and without swelling.
- Cinnam. cort.*, rheumatic pain of the shoulders and side, with catarrh. 12 times. Renal pain. Pain of the knees. p. g. Pain of the muscles of the feet.
- Cinnam. fl.*, general pains. Spinal pains. g.
- Citri succus*, in acute rheumatism. z.
- Clemat. er.*, rheumatic pains with catarrh. Pain of the loins and thighs. Spinal pains. Doses every second day, 15. Pain of the testicles. m. Acute pain of the kidneys. (℞. sol.) 3 times 9.
- Cloom. pent. hb.*, pain of the shoulders. Pain of the chest, and side of the chest. Pain of the chest with salivation.
- Cloom. pent. sem.*, pains of the knee. p.
- Clerod. inf.*, rheumatic pains with fever, and those aggravated by cold. m. & z. Sciatica and pain of the shoulders.
- Coc. nux.*, wandering pains. Pains of

- the humerus, arms and shoulders. Pain of the arm in constipation. *P.* (Fibres of the external shell). Pain of the kidneys. Pains of the feet and ankle. General pains. *G. N.* Spinal pains. *P. G. N.*
- Coff. Ar.*, wandering, rheumatic pains in the muscles and joints; especially those produced from the influence of cold. Arthritis. *M. and E.* Common strong coffee, drunk several mornings, on an empty stomach, without sugar, in nervous facial pain. *R.*
- Colch. aut.*, rheumatic acute and wandering pains. Arthritis. General pains. *P.*
- Coloc. pulpa*, pain of the calves. Spontaneous luxation. (*v. Zingib.*)
- Commel. nudifl.*, pains of the hip, spine, and knees.
- Compos. Pokermool*, pain of the joints. Pains resembling those from blows, with febrile rigors.
- Comp. Zerbabri*, fixed pains, also ♀, with pricking. Pain of the joints. *G. N.*, with pains of the bones and contractions. *G.*
- Concha fluo.*, pain of the face and eyes.
- Con.*, rheumatism. Neuralgia. Pain of the joints of the arm.
- Cono. arg.*, crawling sensation of the calves (*H. sol.*) Pains of the joints, also ♀. *G. N.*
- Cop. bals.*, wandering pains in the joints. *P. G.*, fixed, *G. N.*, with cough. *G. M. and E.*
- Corall. r.*, worn on the naked body, serves as a palliative remedy in chitraga and podagra. *TOHF.*
- Corchor. frut.*, wandering pains of the spine and knee. Pain with gonorrhœa or with urinary disorders; periodical pains of the spine and joints. *G. N.* Pain in the thighs. *P.*
- Coriand.*, pain in the joints. *P.*, with dysentery. *G. 12 times.*
- Cornu c. ras.*, pain of the knee. *P.*
- Cost. Ar.*, pain of the joints. Pain of the inside of the thighs. *P.*
- Cost. n. Cashm.*, rheumatic pain of the spine. Pains of the kidneys and groins. General pains. *P.*
- Cotyl. lac.*, pain in the spine and thigh. Spontaneous luxation. Pain in the arm with numbness. *P.*
- Creos.*, neuralgia. Gout. Lumbago. Inability to raise the arm. Pain of the soles of the feet. Pain in the joints, stitching and burning.
- Croc. sat.*, pain of the knee.
- Crot. T.*, pain of the knee. Pain of the feet, extending from above downwards. *4 times 28.* Spinal pains. *G. N.* Gout. *TOHF.* (*v. Mercur.*)
- Crust. Dji n g e*, general pains. Pain in the knee. Spinal pains. *G. N.*
- Cubeba*, pain of the soles of the feet, in gonorrhœa. Pain of the joints. *G. N.*
- Cucum. Madr.*, pain of the knees. *G. N.*
- Cucum. sat. sal. succ.* (*H.*) pain of the shoulders. *G.* Pains of the knees, calves and joints. Transient pains of the muscles, arms and feet. *P.* Pain of the feet. *P. G. N.*
- Cucurb. Citrull.*, taken in large quantities, pain of the joints. *P.*
- Cucurb. Citr. sem.*, pain of the joints. Arthritis. Hepatic and renal pains. *P.* Spinal pains. *P. G. N.* The seeds prepared with their rind. *M. & E. 60.*
- Cucurb. Lag.*, pain of the knee.
- Cup. ac.*, pain of the arm. Pain of the shoulders from a blow. Spinal pains. *P. G. N.*

- Cup. amm.*, pains of the shin.  $\mathfrak{r}$ .  $\alpha$ .  
Sciatica, extending into the groin.
- Cup. carb.*, pain of the hips and groin,  
with contractions.  $\mathfrak{m}$ . and  $\mathfrak{z}$ .
- Cup. sulph.*, general pains, with affec-  
tions of the eyes. Pains of the  
feet. Spinal pains.  $\mathfrak{r}$ .
- Curcul. orch.*, gouty wandering pain  
of the face. Pain of both cheeks.  
4 times 28.
- Curc. longa*, pain of the calves.
- Cyc. rev. sem.*, tibial pain.
- Cyd. sem.*, spinal pain,  $\mathfrak{f}$ .
- Cyn. Dub.*, pain,  $\mathfrak{f}$ . ( $\mathfrak{f}$ .  $\mathfrak{z}$ .  $\mathfrak{n}$ .)  
Rheumatic pains with catarrhal  
fever.  $\mathfrak{r}$ .
- Cyp. long.*, pain, like that after blows,  
in the feet. Pains in the joints of  
the fingers of one hand.  $\mathfrak{r}$ .
- Cyt. scop.*, pains of the feet with  
œdema.
- Dact. nucl.*, rheumatic pain of the  
neck and shoulders. Pains of the  
joints.  $\alpha$ .  $\mathfrak{n}$ .
- Datic. Cann. rad. cort.*, rheumatic  
pains of the head, teeth, humerus,  
shoulders, arm, and feet. General  
pains. Pains of the stomach. Pains  
of the joints. Pain of the knee.  $\alpha$ .  
Pains,  $\mathfrak{f}$ ; as also pains of the  
shoulders, and spinal pains.  $\alpha$ .  $\mathfrak{n}$ .  
Facial pain.  $\mathfrak{r}$ .
- Datic. Cann. sem.*, wandering, spinal  
pain and sciatica.
- Datur. mart.*, intermittent pains of  
both shoulders. Pain of the knee.
- Dat. Stram. fl.*, facial pain.  $\alpha$ .  $\mathfrak{n}$ .
- Dat. Stram. fol. extr.*, in nervous pain  
of the face, (strong doses)  $\mathfrak{r}$ .
- Dat. Stram. sem.*, chronic rheumat-  
ism.
- Dat. Stram. ungu.*, prepared from the  
fresh leaves, which are fried with  
butter over a gentle fire; in rheu-  
matic pains externally.  $\mathfrak{r}$ .
- Deals. Root for fever*, general pains.  
Pains in the shoulder.
- Deals. Root for fistula*, pains in the  
shoulders and spine. Pain in the  
ears, after a blow. Acute sciatica.  
4 times 12. Rheumatic pains, with  
pectoral mucous catarrh. Pains in  
the kidneys and feet.
- Deals. Root for Serrum*, pain in the  
face, and a sensation, as of having  
received a blow.  $\mathfrak{r}$ .
- Deals. Root for Torkeæ*, pain in the  
shoulder and chest. Pains, of a  
rheumatic character.  $\mathfrak{r}$ .
- Delph. Ghafes fl.*, pain in the  
shoulder. Pain in joints. Pains,  $\mathfrak{f}$ .
- Delphin. paucifl.*, general pains; also  
shifting pains in the joints.
- Digit. p.*, chronic sciatica.
- Digit. p. A. Ars.*, spinal pain. Sponta-  
neous luxation.  $\mathfrak{r}$ .
- Diorit.*, pain in the knee.  $\mathfrak{r}$ .  $\alpha$ . Pain  
in the chest. Pains in the joints.  $\alpha$ .  $\mathfrak{n}$ .
- Diosc. sat.*, arthritis. 4 times 28. Spinal  
pains.  $\alpha$ .  $\mathfrak{n}$ .
- Doodesa*, pain in the face and eyes.  
Partial pain in the face and throat.  $\mathfrak{r}$ .
- Drac. sangu.*, rheumatic pains with  
catarrhal fever.
- Dulcam.*, pain in the joints after taking  
cold. Pains after a fall. Spinal  
pain.  $\alpha$ .  $\mathfrak{n}$ . Pain in the knee.  $\mathfrak{r}$ .
- Eleagn. ang.*, general pains. Pains in  
the neck and shoulder.
- Embryopt. glut. fr.*, spinal pains.  $\mathfrak{r}$ .  $\alpha$ .
- Eug. Jambol. cort. succ.* (R.) rheumatic  
shifting pains with catarrh. Spinal  
pains. Pains in the spine and calves.
- Eug. Jambol. fr.*, pain in the spine  
and knee.  $\mathfrak{r}$ .
- Euph. Agrar. (aff. spec.)* spinal pains.  $\alpha$ .



*Euph. epith.*, pain in the spine with sciatica. Spinal pains alone. o. n.  
*Euph. gummi*, rheumatic pains with catarrh. General pains. Chronic sciatica. Pains in the joints, ♀. o. n.  
*Euph. long.*, pains in the feet. P. o.  
 Pain in the knee. Spinal pains. G. n.  
 Pain in the left kidney. P.  
*Euph. neritfol.*, pain in the joints, gouty or otherwise. Тоѳѳ.  
*Euph. serr.*, pain and numbness of hands and feet.  
*Euph. ten.*, spinal pains P. o. produced by a blow. Pain in the knee. General pains with catarrh.  
*Euphr.*, pain in the neck. Pain in the knee.  
*Evofo.*, pain in the joints. P.  
*Fagon. Ar.*, lumbago.  
*Ferr. carb.*, (precipitated from green vitriol by carbonate of soda), neuralgia.  
*Ferr. met.*, pains in the joints. P.  
*Fic. Car. fr.*, pain in the chest, shoulder, and arm. P.  
*Fic. Car. sem.*, pain in the face and temples.  
*Fic. glom.* (℞.) general pains. Pain in the knee. Sciatica. P.  
*Fic. Ind.*, pain in the head, spine, and feet. P.  
*Fenic. rad.*, arthritis. Pain in the knee. 4 times 12. Pain in the joints. P. o. n. Pain in the arm. P.  
*Fenic. sem.*, v. *Zingib.*  
*Fenugrac. sem.*, pain in the arm. P. o.  
 Partial pain in arm and foot. In rheumatism and gout (internally and externally). n.  
*Fritill. cirrh.*, spinal pain, transient, P. o.  
*Fumar.*, pain in the chest and shoulder, with cough. Spinal pains. o. n.  
*Fung. ign.*, pains in the joints. P.  
*Gagerming*, pain in shoulder. P. o.

Humeral pain. Pain in the arm. o.  
 Pain in the knee. o. Pain in the calves. Gout. Rheumatic pain in the muscles or in the joints. (♀. n.)  
*Galanga*, pains, ♀.  
*Galena*, pains in the head, arm, and stomach, with giddiness. m. and n.  
*Garden. dum.*, pain in one side, with cough so violent as to produce vomiting. m. and n. Pain in the joints. o. n.; in such cases as are produced by cold. o. Lumbago. P.  
*Geran. prat.*, general, chronic, rheumatic pains.  
*Geum el.*, pain extending from the spine to the knee. 12 times. Pain in the arm. P.  
*Glin. dict.*, pain in the joints. P.  
*Gmel. As.*, pain in the joints. Spinal pains. o. n.  
*Goolcheen*, pain.  
*Goss. sem.*, pains in the joints. o. n.  
 Pain in the testicles. P.  
*Gourbooli*, pains, ♂. ♀. n. & e. 30.  
 (Pains, ♀. n.)  
*Grat.*, arthritis.  
*Grew. As. fr.*, lancinating pains, ♀.  
 Gout in the hand. Pain in the joints, after a cold. Pains in the joints ♀., with or without swellings.  
*Nuch. cont.* (℞.) o. n.  
*Grisl. tom.*, alleviates pain from blind piles.  
*Guja Khatat*, application; in all pains. n.  
*Guil. Bond.*, spinal pains and pains in the feet. P. o. Pain in the joints, gouty or otherwise. Pain in the right kidney. P. (v. *Smil. China.*)  
*Gund. Zulm sem.*, pains.  
*Gyps. Setselajit*, pain in the joints. P.  
*Gyps. Zernik goudenti*, lancinating pains in the knee. P.

- Harm. Ruta*, pain in the joints. Lum-  
bago. Rheumatic crural pain. Ge-  
neral pains. 4 times 60. Spinal  
pains. *o. n.*, with pains in the  
thighs and feet. *o. m.* and *z. 60*.
- Haroonootia*, flying gout. Pain  
in the feet, as if from a blow. Pain  
in the arm. *p.*
- Helleb. n.*, spinal pain. *p.*
- Hemid. Ind.*, pain in the shoulder.
- Herac. div.*, pains, *♀*. Pains in the  
joints. Pain in the hip joint.
- Hermod. am.*, acute rheumatism. Pain  
in the joints. General pains. Renal  
pains, spinal pains, and sciatica.  
Pains in the feet. *p. g. n.*
- Hermod. dulc.*, acute rheumatism. Pain  
in the kidneys. Pain in the joints.  
(*H. sol.*) Spinal pains. *o. n.*  
(*v. Phys. flex. rad.*)
- Hibisc. Trion.*, gouty pains in the feet.
- Hoya vir.*, pains.
- Hyosc. n. sem.*, spinal pain with sper-  
matorrhœa. (*v. Carbo an.*)
- Hyper.*, pain in the shoulder. Shifting  
pains.
- Hysso.*, fixed, catarrhal and rheumatic  
pains. *o.*
- Ilex aquifol.*, gout. *n.*
- Indig.*, pain in a finger and knee. Pains  
of the spine, hip and knee.
- Indigof. Anil*, shifting pains. *o.* Prick-  
ings in the joints, *♀*. Spinal  
pains. *o. n.*
- Inula Hel.*, pains in the joints. Pains  
in the shoulder. 4 times 28. Pain  
in the arm (so that the patient  
cannot raise it). Gout. *o. n.* With  
affection of the head, and costive-  
ness. *o. m.* and *z. 60*.
- Iod. amygd. ol. sol.*, spinal pain. Pain  
in the arm. *m.* and *z. R.* (*v. Merc.*)
- Iod. h.*, *v. Kali hydriod.*
- Iod. Zinc.*, *v. Zinc. iod.*
- Ipom. cer.*, pain in the joints, gouty  
or otherwise. *Tomx.*
- Ipom. Cusp.*, general pains. Pain ex-  
tending from the spine downwards.
- Ipom. dasyep.*, shifting pain in the  
shoulder. Spinal pain. Pain in the  
joints. *o. n.*
- Jalap. Conv.*, spinal pains. *p. g. n.*
- Jalap. mir. rad.*, sciatica. Pain in the  
joints, with a sensation of burning  
and prickling. Pain in the hands  
and knees. *p.*
- Jalap. mir. sem.*, pain in the foot with  
contraction. Rheumatic pains in  
the thighs and feet. *p.*
- Jaspis a. ust.*, spinal pain. Sponta-  
neous luxation. (Every other day a  
dose, 15.) Pain in the joints. *o. n.*
- Jaspis n. u.*, spinal pains. *m.* and *z.*  
Pain in the joints, with contrac-  
tions, *♀*.
- Jugl. reg. nuc. cort.*, pains, *♀*. Periodic  
pains in the feet. Pains in the feet,  
with fever.
- Jugl. reg. succ.*, gout, &c. *n.* (*v. Mat.*  
*Med.*)
- Junip. bacc.*, gout, and fixed pains of  
every description in the joints. *o.*  
(Shifting pains. *n.*)
- Just. Nas. fl.*, spinal pain.
- Kali carb.*, spinal pain.
- Kali hydriod.*, lancinating pain in the  
hip, with lameness. Pain in the  
joints, with a sensation of burning  
and prickling. *p. o.*
- Kali hydrochlor.*, pains in the legs.
- Kali hydroc.*, rheumatic pains, with  
burning sensation in the head and  
hands. Nervous facial pain. Acute  
pain about the ribs and loins.  
Spinal pain and sciatica. Sciatica  
on both sides. Spontaneous luxa-  
tion. Pain in the thigh.
- Kali nitr.*, rhumatism. *n.*

*Kali Sals. hb.*, pains in the joints, ♀.  
Pain in the shoulder. Facial pain with catarrh. Rheumatic pains, without fever. Spinal pains, and pains in the joints. g. n. General pains. f.

*Kali sulph.*, pains in the feet with cough. Podagra. Renal pain. Pain in the knee. Sciatica. g. n. A. *Bellad.*, facial pain. Gouty swellings of joints.

*Kesikeila*, pain in the shoulder. Pain in the arms and thigh. f.

*Kino gummi*, pain in the hip joint. Periodic pain in the kidneys with calculous disease. Spinal pain. f. g. n.

*Kris*, creeping pains. Pain in the knee. f.

*Lacca in gr.*, lumbago. f. g. Pain in the knee, with stiffness and cracking noise. m. and z. Sciatica. f. g. n. Lancinating pain in the bones generally, and especially in the knees. f.

*Lactucar.*, rheumatic pain in the arm, with catarrh. Pain in the joints. f. g. m. and z. 14. (Arthritis. m. and z. 14. n.) Pain in the spine and feet. f.

*Lamin. sacch.*, rheumatic pains. (E.) 4 times. Spinal pains. g. n. Pain in the knee. f.

*Laur. bacc.*, spinal pain.

*Laws. in.*, pain in the knees and ankles, extending into the hams. m. and z. Pain in the calves.

*Led. pal.* (E.) spinal pain. f. g. Pain in the joints. f.

*Led. A. Ars.*, inflammatory swelling of the knee, ♀. m and z.

*Lent. sat.*, pains in the joints. f. (palliative. m. and z. 30.)

*Leon. Royl.*, pains in one side.

*Lepid. sat. hb.*, renal pain with calculous affections. m. and z. 60. Pain

in the knee with spermatorrhœa. Pains ♀. g. n.

*Lepid. sat. rad.*, spinal pains. f.

*Lepid. sat. sem.*, rheumatic pains with catarrh. Spinal pains. f. g. n.

*Lepid. Taramira ol.*, administered in strong doses, pain in the joints. f.

*Lepor. sangu.*, shifting pains. f. g.

Pain in the shoulder, with or without spinal pain. Arthritis. Podagra.

Pain and swelling after a serpent's bite. Pains in the joints and spine. g. n. (v. females—diseases of,)

*Leuch. ceph.*, pain in the arm, humerus, and shoulder. m. and z. Pain in the knee. f. g. n.

*Lichen. od.*, general pains. o. Spinal pain. Pain in the knee. Pain in the feet, with cramp. Relieving the pain in gonorrhœa. Pain in the shoulder, also pain in the joints. g. n., in spinal pains and sciatica (from using the medicine) the pains became shifting.

*Lim. Laur.*, rheumatism. Chronic pains in the joints.

*Lini sem.*, pains in the arm, humerus, and shoulder. Rheumatism. g. n. Facial pain. f.

*Lippia nod.*, spinal pains. Pains in the knees. f. g.

*Liquir. rad.*, inflammation of the kidneys. z.

*Lithanthr.*, pain in the neck. z. Rheumatic pain in the neck. o. Pain in chest. Pain in the knee. Smarting pains. Pain in the joints. g. n.

*Locust.*, spinal pains.

*Lupin. a.*, pain in the spine, kidneys, and joints. Cephalic and general pains, with rigidity. f.

*Lupul. Hum.*, shifting, rheumatic, gouty pains. Pain in the knee. f. g. Spinal

- pains. *g. n.* Pain in the humerus, loins, groin, foot and knee.
- Lyc. hb.*, pain from a fall. Spinal pain. *g. n.* Pain in the knee. *r.*
- Lyc. sem.* (*Æ.*) general pains with fever, also in spinal pain with salivation. Spontaneous luxation. Pain in the feet, as if beaten.
- Macis*, with honey, pain in the foot. *g.*
- Magn. carb.*, pain in the knees, toes and joints. Chiragra and podagra. Creeping pains. Spinal pains. *g. n.*
- Magnet. lap.*, gout. *ТОНР.*
- Major.*, facial pain. General pains. *g. n.* Pain, as if from blows. *r.*
- Malvac. Karmekra*, acute pain in the joints. Pain in hip and knee.
- Malva mont.*, chiragra. Renal pains.
- Mang. carb.*, gout. Rheumatic pain in the joints. Alleviating the pain of gonorrhœa.
- Mango*, pain of the occiput (when profusely taken) *r.*
- Mango nucl. sem.*, pain in a finger.
- Manna Cal.*, rheumatic pain in one side. Rheumatic pain in the feet. Pain in the shoulder. *g. n.* Spinal pain. *r.*
- Manna Hed. Alh.*, pain in the spine, hip, and feet, ♂ ♀. Rheumatic, periodic pains, with numbness of the limbs.
- Manna Teeghul*, pain in the knee. Pain in the calves at night.
- Mant. ov. mass.*, general pains, and those of one side. Pain in the knee. Pain in the shoulder. *g. n.* Pain in the feet. *r.*
- Marant. Fœc.*, pain in the calves.
- Marrub. a.* (*Æ.*) pain in the joints, neck, and stomach. Pain in the arm. *r.*
- Mastix*, pain in the joints, ♀., with gonorrhœa.
- Mecon. bals.*, pain in the spine and knee. Pain in the kidneys and feet. *r.*
- Mecynops. rad.*, general pains. Pain in the joints. Spinal pain. *g. n.*
- Melie Azed. cort.*, rheumatic, shifting pains.
- Melie Azed. fol.*, shifting pain in the shoulders and sides. Lumbago. Pain in the spine and feet. Pain in the knee. *r. g.* Pain in the leg (every other day a dose, 15). Pain in the joints, with cough. Pain in the bones. ♀.
- Melie semp. sem.*, arthritis. *m. & k. 60.* Chiragra. Gonagra. Spinal pains. *g. n.* Pain in the joints. *ТОНР.*
- Melil. sem.*, rheumatic pain in the face and teeth. Pain at the head of the hip. *r.*
- Melong. sem.*, pain in the joints.
- Meniand.*, gouty affections. *r.*
- Menisp. gl.*, pain in the shoulder. *r. g.*
- Menisp. gl. fœc.*, rheumatic stiff neck, from cold. Pain in the joints. Pain in the feet, with catarrh.
- Menisp. hirs.*, pain in the right kidney. *r.*
- Merc. dulc.*, *A. Iod. amygd. ol.*, lancinating pain, ♀
- Merc. sol.*, *v. Strych. pot.*
- Merc. subl. corr.*, pain in the kecc. *A. Iod.* pain in the joints, ♀.
- Mercur. subl. corr. Ind.*, pain in the joints, ♀.
- Merc. viv. & Croton T.* (in combination) pains in the joints, in ♀. *r. g.* (Т'Т'Т) *m.* and *n.*
- Methon. glor.*, pain in the ankles.
- Mezer.*, facial pain. Spinal pains. *g. n.* Pain in the knee. *r.* (*v. Sarsap.*)
- Millefol.*, pain in the arm. *r. g.* Pain in the joint of the arm. *r.* Pain in

- the arm and face, with contractions of the facial muscles.
- Mimosa abst.*, general pains. *g.* 12 times.
- Spinal pains.
- Mimos. Pud. sem.*, pains in the joints.
- Pains, ♀.
- Momord. Guger vel*, general pains. *g.*
- Arthritis, ♀. with contractions. (Pains in the joints, ♀. *n.*) Toothache and sciatica. *f.*
- Moring. Soh. rad.*, pain in the joints. Shifting sciatica. Pain in the spine, knee and foot.
- Moring. Soh. sem.*, pain in the face, temples and teeth. Spinal pain. *g.n.*
- Morph.*, rheumatism. Sciatica. Lumbarago. *Morph. acid.*, gout and neuralgia. *R.*
- Mor. a. fr.* (R.) rigidity of the shoulder. Pains in the stomach, abdomen, hands, and feet. *f.*
- Mosch. nux.*, pains in the joints. *f. g. n.* (*v. Zingib.*)
- Mulged. rap. fol.*, pains in the feet, with fever. Relieving pain in the thigh, by producing a general eruption.
- Mulged. rap. rad. cort.*, general, transient pains. *f.*
- Muriat. ac.*, pain in the right thigh, with itching at the anus, &c.
- Myrob. Beller.*, palliative in pain of the joints. Pain in the knee in the morning, and pain in the calves. *f.*
- Myrob. citr.*, sciatica by night (aggravated, when at rest). 12 times.
- Myrob. Embl.*, general pains. Pain in the arm. Creeping sensation in the calves. *f.*
- Myrob. Embl. fol.*, pains in the feet, in hæmorrhoids. *f.*
- Myrob. n.*, sensation as if the body had been beaten. Pain in the arm and chest. Spinal pain. *g.*
- Myrrh.*, gout in hand and joints. *TOHF.*
- Myrt. bacc.*, pain in the joints. Pain in the throat, chest, and stomach. *f.*
- Narc. bulb.*, pain in the joints. *f. g.*
- Nard.*, spinal pains. *f. g. m. and f.*
- Pain in the spine and feet. Pain in the spine, knee, and foot. Pain in foot without spinal pains. *g. n.*
- Injurious to the kidneys. *TOHF.*
- Natr. m.*, spinal pain.
- Nep. salo. Ab.*, spinal pain.
- Nep. salo. rad.*, pain in the loins and kidneys.
- Ner. ant.*, pain in spine and groin. *f. g.* (*v. Females—diseases of.*)
- Ner. Odor. fol.*, general pains, in fever. *f.*
- Ner. Odor. rad. mont.*, rheumatic pains with fever.
- Nigell. sem.*, general pains. Pain in the knee.
- Nitric. ac.*, *v. Sarsap. & Sulph.*
- Numul. Shudnuj*, general pain. Pains in the feet, with spermatorrhœa. *m. and n. 30.* Alleviating pain in calculous diseases.
- Nycter.*, spinal pain. Pain in the kidneys and feet.
- Ocim. a.*, arthritis, ♀. *f. g. m. & n. 30.* Spinal pains. Pain in the knee. Pain in the feet, as if beaten. Shifting rheumatic pains, with swellings.
- Ocim. Basil. fol.*, spinal pain. Stiffness of the neck, with chronic general pains.
- Ocim. Basil. sem.*, pain in the kidneys.
- Ocim. pil.*, pain in the ankles.
- Ocim. sanct. rad.*, chiragra with asthma and cough. Pain in the shoulder. *g.n.* With cough and pain in the chest, *g.* (Spinal pain. *n.*)
- Olib. Ind.*, general pains. *f. g.* Shifting pain in the umbilical region and abdomen. Pain in the groin. *g.*

- Pain in the knee. Pain over the os pubis. *p.*
- Onosm. macr. fl.*, shifting pain in the joints. *m.* and *z.* 60. Pain in the joints with catarrhal running from the eyes, copious discharge of urine, pain in the shoulder and spine. Sciatica. Pain in the feet.
- Onosm. macr. rad.*, spinal pain. *p. o.* Pain in the thigh, in fever. *p.*
- Op. mur. ac.*, pain in the arm. *p.*
- Op. nitric. ac.*, with magnesia, pains in the foot. *p.*
- Op. pur.*, shifting pain in the hepatic and splenic region, with spermatorrhœa. Pain in the joints, *♀*.
- Op. sulph. sod.*, spinal pain.
- Opop.*, sensation as of having been beaten. Pain from external violence. Arthritis. *o. n.* Pains in the feet. *p.*
- Ovor. ol.*, its inunction in stiffness from gout. *n.*
- Oz. ac.*, arthritis. *o. n.*
- Oz. amm.*, removing pain in gonorrhœa. Pain in the arm, in cough. *p.*
- Panic. pil.*, pains in the feet.
- Par. brava*, pain in the arms and sides. Pain in the chest and sides.
- Pastinaca Secaculi*, pain in the face and teeth; pain in the chest, liver, and spleen. Inflammatory swelling of the knee. Pains in the calves, with extension into the hams. *m. & z.* Pain from external violence. Pains in the joints, also *♀*. *p. o. n.* Spinal pains. *o. n.* Pain in the head & teeth. *p.*
- Pavia*, chiragra. Pain in the knee. Gonorrhœal pain. Facial pain. *p.* Rheumatism (externally). *n.*
- Pers. nucl.*, renal and inguinal pain. *m.* and *z.* Pain in the joints. *p.*
- Petrol.*, general pains. *p. o.*, rheum. & *♀*.
- Petros. sem.*, sciatica. *p. o. n.*
- Phall. esc.*, pain in the shoulder. *p.*
- Phas. acon.*, acute pains in the joints with fever. Pain in the head of the thighbone.
- Phell. aqu.*, rheumatic pain in the joints. *n.*
- Phosph.*, pain in the hip-joint. Pain in the foot.
- Phosph. tereb. spir.*, pain in the joints and knees with swelling of the feet.
- Phys. Alkekengi*, podagra. Injurious to the kidneys. *тонф.*
- Phys. flex. rad.*, pain in the joints. Pain in the nape of the neck, shoulder, groin and knee. (Arthritis. *n.*)
- Phys. flex. rad.*, *A. Hermod. d.*, pain in the joints.
- Phys. flex. sem.*, pain in the knee. *o.* Pain in the foot. (4 times 12.) *o. n.*
- Picrorrh. kurrooa*, gout. Fixed, rheumatic pains, with cough. Periodic, spinal pains with hypochondriasis. In chronic sciatica, a relapse. *p. o.* (an acute form). *m.* and *z.* 14. Pains in the humerus, shoulder and ankle. Pains in the joints, also *♀*. *o. n.* General pains. *p.* (Shifting pains. *n.*) Injurious to the kidneys. *тонф.*
- Pip. a.*, pains in foot (the trituration.) *m.* Pain in the penis, in gleet. *p.*
- Pip. long. stip.*, sciatica.
- Piscin.*, general pains, also in the stomach, with heaviness of the head. Pains in the spine and knee.
- Pistac. put.*, spinal pain with fever. 4 times.
- Pis. sal.*, pain in the feet, as if produced by blows. Pain, with lack of perspiration in the feet.
- Plant. maj.*, spinal pain. *p.*
- Plat.*, sensation of pain, extending from the spine to the groin. Pain from a bruise.
- Plumbag. Zeyl. rad.*, pains in the joints, in fever. *p.*, in acute fever. *o.*

*Plumb.*, pain in the joints. Pain in the spine, and in the thigh and calf, of one side.

*Pæonia corall.*, shifting pains. Pain in the shoulder. Relieving pains in gonorrhœa.

*Polanis. hb.*, pain in the thighs (worse at night, when in bed). *r.*

*Polanis. rad.*, pains, *♀. m.* and *z.* 30.

*Polyg. lin.*, pains in the spine and feet. 4 times 12. Pain in the kidneys with gravel. Pain in the calves with calculous affections. Pain in the spine and joints. *o. n.* (Pain in the spine and foot. 4 times *n.*)

*Polyg. macr.*, shifting pains on the side of the chest, in the spine and hip. General pains, as also in the shoulder and knee. Pain in the foot. *r. o. n.*

*Polyg. molle*, pain in the joints. Pain in the knee with gonorrhœa. Numbness of the arm. *r.*

*Polyp.*, pain in the arm with cough. Injurious to the kidneys; but *o.* for arthritis. *Tox. r.*

*Portul. sem.*, pain in the humeral joint. Crural pain. Pain in the heel on exertion. *m.* and *z.*

*Prunella*, arthritis.

*Prus. sylv.* (*H.*) renal pain. Painful weakness in the feet. Pain in the joints of the arms and hands. *r.*

*Psyll. sem.*, thoracic pain in gonorrhœa. Pain in the arm, spine and foot (like rheumatic). *r.*

*Puls.*, gout with indigestion. Pain in the shins (worse at night). Facial pain. Lumbago, palliative.

*Pyrethr.*, pain in the joints. *r. g.*  
Nervous facial pain (a piece to be taken into the mouth, to produce salivation) *z.* Transient pain in the thighs. *r.*

*Querc. rob. gl.*, shifting pains.

*Ranunc. lan. fl.*, pain in the feet.

*Ran. lan. fol.*, general pains, also those on one side. Pains, *♂.* Pains in the shoulder. Spinal pains.

*Ran. lan. rad.*, rheumatic and gouty pains, with swellings and contractions. Pains in the shoulder, spine, knee and ankles.

*Ran. scell.*, pains of a burning sensation.

*Rapar. sem.*, pain of the forehead and in the face. *r.*

*Raph. sat.*, spinal pains (eaten profusely), *r.*

*Raph. sat. sem.*, pain in the arms. Pain in the joints of the arms. Pain, extending from the groin to the humerus. Pain in the knee.

*Raph. sat. succ. cum Berb. Lyc. Res* (solution) pains in spine and knee.

*Rath.*, rigidity of the spine. *m. & z.* 60.

*Rheum*, acute rheumatism, after a cold. General pain with trembling.

*Rheum Austr.*, lumbago.

*Rhus Cor.*, a smarting fistulous sore through the loins and kidney (administered internally and locally).

*Rhus Kakr.*, pain in a finger-joint. *r.*

*Rhus Tox.*, acute and chronic rheumatism. Pain from the spine downwards with imperfect palsy. Spontaneous luxation. Pain in the joints, *♀.* with scalding urine.  
*a. Merc. viv.*, inflammatory swellings of the joints. Sciatica with hæmorrhoids.

*Ricini fol.*, pain in the hip-joint. General pains with stiffness.

*Ricini rad. cort.*, pain in spine & knee.

*Rosar. r.*, gout with affections of the stomach. (Instead of coffee, the leaves of roses to be taken as tea). *z.*

*Rosmar.*, rheumatism.

*Rottl. t.*, shifting pains. Sensation as

- of having been beaten. General pains. Pains in hands and feet. Spinal pains. *f. g. n.* Crural pain. *f.*
- Rub. Munj.*, pain in the shoulder and chest. *f. g.* Pain in the arms, humerus, and sides. Shifting pains in the shoulders and arms. Pain in the bones and ankles. Pain in the joints. Catarrhal, rheumatic pain in the shoulders. *m. & z.* Chiragra. (*v. Zingib.*)
- Rum. ac.*, pain in the kidneys and spleen. Arthritis of one side.
- Rum. Beejbund*, facial pain, with giddiness and leucorrhœa.
- Sabad.*, rheumatism and neuralgia.
- Sabina*, chronic rheumatism. Podagra. Pain in the testicles, *f.*
- Sagap.*, pain in the joints. *o. n.* Spinal pain. *f.*
- Sahanebed*, pain in the joints. Pain in the knee. *f.*
- Salep*, pain in the feet.
- Salv. off.*, rheumatism. Pain in the left kidney, with calculous affections.
- Santal. a.*, chiragra. Spinal pain (internal, and local applications).
- Santon. sem.*, pain in the knee. Pain in the knee and ankles. Pains, burning and piercing. Pain in the joints. *o. n.*
- Sapii Ind. nuc. cort.*, pain in the foot.
- Sap. Ind. nuc. sem.*, headache and general pains, after fever. Pain in the joints. Pain in the foot. *f.*
- Sarcoc.*, sensation, as if bruised, in ulceration of bones. *f.*
- Sarsap.*, rheumatism. Pain in the feet at night.
- a. Cham.*, pain in the joints, *♀.* by a syphilitic eruption, removing.
- a. Kali hydriod.*, gout and rheumatism.
- a. Mezer.*, pains, *♀.* and *♂ ♀.*, even with nodes. *m.* and *z.*
- a. Nitric. ac.*, pains, *♀.* *m. & z.* 60. (*v. Smil. China*).
- Saxifraga Peskanti*, general pains. Pains in the knee, *f.*
- Scamm.*, pains in the chest, stomach, and bowels. Pain in the knee, in constipation. *f.*
- Scorp.*, pains in the neck, shoulders, arm-joints, spine, and knees. *m.* Pains in the joints and spine. *o. n.* Pain in the testicle, in *♀.* *f.*
- Sebest. fr. imm.*, pain in the head, throat and arm. *f.*
- Sec. c.*, pain in the foot. *f. o.* Pain in the foot with burning sensations and itchings. 4 times 28. Spinal pains. *g. n.*
- Sel.*, rheumatic pains. Pains in the foot with spermatorrhœa. Pains in the joints (*I. H.*) *m.* and *z.* *f. g. n.* Pains, *♀.* *g. n.* Pains of the calves, ankles, and toes. *f.*
- Senec. Jacquem.*, arthritis. Pains of one side. Spinal pains. *g. n.*
- Senec. mus.*, pains in the humerus, shoulders, arm and spine. Pains, *♀.* General pain. *f. o. n.*, when with headache. *g.*
- Senega*, shifting pains. Pains of the feet with accumulation of phlegm on the chest.
- Sep. os*, spinal pains. General pains with fever.
- Sep. succ.*, pain of the spine and calves. Pain of the calves (before or after gonorrhœa) *H. m.*, or every other day.
- Serp. ezuv.*, catarrhal, rheumatic pains with fever. General pains. Spinal pains, also in *♀.* *f. o.* Pain of the side of the chest and the joints, *♀.*, also with inflammatory swellings.



- Burning pains in the testicles, in calculous affections. Burning pains extending, upwards, to the hip; after a dog's bite. *κ*.
- Sialikanda*, diminishing pains, ♀; by enlarging the chancre.
- Sid. fol.*, spinal pain.
- Sid. sem.*, pains of the spine and feet. Pains of the hip joint. Spinal pain. *g. n.* General pains. *ρ*.
- Sil.*, arthritis, ♀. Spinal pain. Pains of the feet with abdominal pain. Pain in the knee. *g. n.*
- Sinap. plac.* (*℞*.) sciatica.
- Sisymb. Irio*, general or renal pains, with fever. Spinal pains. *g. n.*
- Smalt.*, pains of the head and joints. *ρ*.
- Smil. China*, pain of the calves, with a burning sensation, or with gonorrhœa. (*℞ sol.*) *κ*. Arthritis. Rheumatic or gouty pains in the hands and feet. Spinal pains. *g. n.* Pains of the head, shoulders, and testicles. *ρ*. (Pains of the joints. *n.*) (Wormeaten-powder of) facial pain. *λ. Guil. Bond.*, pains, ♀. *κ*. and *κ*. *λ. Sarsap.*, general pain with caries. *κ*. and *κ*.
- Solan Jacqu. fr.*, pains of joints. *g. n.*
- Sol. Jacqu. rad.*, painful internal sensation of burning. *ρ. g.* (*v.* Burning (internal)—sensation of).
- Sol. n.*, General pains with fever. Pain of the kidneys, spine and joints. *ρ*.
- Spheranth. Ind.*, general pains with fever. (Doses every hour and a-half, *8.*) Pains in joints, also ♀. *g. n.*
- Spig. anth.* (*℞*.) pains of the head, face and joints. Periodical pain affecting the whole body or only one side. Pain at the root of the penis. Pain of the feet in fever.
- Spong. u.*, renal and crural pain (worse at night, during repose). *ρ*.
- Squilla m.*, rheumatism. Pains, aggravated by exercise; diminished by rest.
- Staph.*, pain of the bone of the arm. Pain of the abdomen, spine, and feet, with urinary disorders. Pain of calves. Pain of shoulders. *ρ. g. n.* Pain of the left kidney, which extended to the shoulder. *ρ*.
- Stach. Ar.*, gout, and podagra. *ΤΟΠ.*
- Stach. Cashm.*, spinal pain and sciatica. Pain of the feet. Sensation in the feet, as if bruised, when walking.
- Storax cal.*, diminishing pain. *ΤΟΠ.*
- Stront. n.*, facial pain. *ρ*.
- Strychn.*, neuralgia.
- Strych. f. St. Ign.*, acute rheumatism. Rheumatic, shifting pains. Spinal pains. *ρ. g.* Pains, in ♀. *ρ. g.* Pain in the knee. Inflammatory swelling of the knee. Pain in the joints. *g. n.* General pains, as also pain of the thigh. *ρ*.
- Strych. n. pot.*, spinal pain, as also general pains. *ρ*.
- λ. Merc. sol.*, pains, ♀.
- Strych. n. vom.*, pain in the head of the thigh, after cold. *κ*. and *κ*. Pain of the joints. Pains after excessive drinking spirits.
- Sulph. ac.*, sciatica.
- Sulph. Auliasar, λ. Nitric. ac.*, pain of the knee. In general pains, headache. *ρ*.
- Sulph. citr.*, pain in the joints. Rheumatism.
- Tabasbir*, pain of the shoulders. *ρ*.
- Talc. a.*, spinal pains. *g. n.* Facial and general pains. *ρ*.
- Talc. n.*, wandering pains. Spinal pains. *g.* Pain of the fingers. *ρ*.
- Tarax. fol.*, rheumatism.
- Tarax. rad.*, pain of the arm. Pain of

- the knee. Pain in the bones of the feet, when walking.
- Tetranther. apot.*, pain of the neck, humerus and shoulders.
- Thuja. occ.* (H.) pain of the arm and spine. G. N.
- Thuja. or. sem.*, piercing pains in the joints, in ♀. M. and E. 60.
- Thym. Serp.*, pain of the bones with internal fever. Pain on the inside of the thigh. M.
- Tigris.*, pain of the shoulders, with hectic fever. Pain of the calves with insensibility. Pains of the feet. P.
- Trianth. pent.*, spinal pains. P. G. (trituration.)
- Tribul. terr.*, facial pain. Pain of the shoulders. Spinal pains. P. G. N.
- Trichos. palm.*, pain of the arm with inability to raise it. Relieving the pain in chancres.
- Utram.*, pain of the left kidney. P.
- Umbellif. Butazeri*, pain in the shoulders and sides. Pain of the knec.
- Unguis odor.*, general pains. P.
- Urt. dioica*, rheumatism.
- Urt. dioic. Cashm. fl.*, pain of the shoulders and sides.
- Urt. dioic. Cashm. rad. cort.*, pain of the joints. Rheumatic pains. The patient felt warmed by it.
- Uva ursi*, pain of the glans penis, in calculous affections. Diminishing pain in chancres, also in discharges from the uterus. Pain in the inside of the knee (of an opium-eater). P.
- Valer. sylv.*, pain of the knee. General pains, with fever of two months' standing.
- Vanill.* (H.) pain of the shoulders. Pain of the feet in walking.
- Veratr. a.*, gout. Spinal pain.
- Verbasci rad.*, pain of the shoulders and chest. Pain of the shoulders and stomach. Spinal pains. P. G. N.
- Verben. Lah. hb.*, burning heat, and arthritic pain, in ♀. P. G. (The herb and stalks cut up, and bruised together). 4 times 28. M. and E. 30.
- Verbenæ Lah. sem.*, pain of the joints, and arthritis. Pain of the hands and feet.
- Vesicat.*, application in sciatica, to the calf of the suffering leg. ТОУР.
- Vesp. fav.*, pain of the joints.
- Vesp. mel.*, pain of the shoulders, pain in the joints. General pains. P.
- Villars. nymph.*, sciatica.
- Vinc. min. fl.*, pain of the feet. P.
- Vinc. min. fol.*, general pains. M. & E. 14. G. N. General pains with sleeplessness. P.
- Viol. rep.*, pain of the head, shoulders and arms.
- Viola conf.*, rheumatic pains of the neck, shoulders and chest, with fever.
- Vit. Neg.*, shifting pains. Podagra. Pain of the calves, G. Pain of the knees. P. G. N. Spinal pains. G. N. Humeral pain. P.
- Vitri fol.*, pain in the muscles. Inflammatory swellings of the joints.
- Warburgii tinct. antifebr.*, pain of the sides. Pain of the shoulders. G. N.
- Xanthox. cort.*, general pains, with catarrh. P.
- Xanthox. fr.*, general pains. P., with fever. G. Chronic arthritis. M. & E. Pain of the joints. Pain in the humerus, arms and shoulders. (♀. Pains, or chiragra and podagra. N.)
- Zed. Zer.*, arthritis. Sciatica. P. Zed. with *Picrorrh. kurrooa*, and *Pip. n.*, in arthritis. R.
- Zinc.*, pains in the umbilical region.

and in the feet; periodical chronic affections, sometimes with fever. Spontaneous luxation. Pains of the joints, ♀. G. N.

*Zinc. iod. amygd. d. ol. comp.*, pains, ♀.

Sciatica. G. Pains of the joints. P.

*Zinc. Merc.*, sciatica. General pains with fever.

*Zinc. sulph.*, pain of the arms. Pain of the arms and feet. Pain of both ankles.

*Zingib. a.*, sciatica. Take: assafetida, and nutmeg, each one scruple; madder two scruples; white ginger and sugar, each half an ounce: powder and mix them together. The dose is from half a drachm to a drachm (every M. and E.), with a little water. For some time this was a favorite but hazardous remedy of mine, which I no longer recommend; preferring simple medications, administered in smaller doses.

*Zingib. rec.*, headache and general pains.

*Zingib. rec.*, combined with *Colocynth. rad.*, arthritis. M. and E. 60.

*Zingib. rec.* with *Fenic. sem.*, and honey, sciatica.

*Zyz. Juj.*, general shifting pains, ♀.

*Zyz. Juj. gummi*, facial pain.

*Zyz. vul.*, pain of the joints with fever. Pain of the kidneys and bladder.

**PALM, WHITE OR BLACK, v. Skin-diseases.**

**PALPITATION, v. Subsultus tendinum, &c.**

**PALSY (PARALYSIS) AS :**

HEMIPLEGIA (*palsy of one side*); PARAPLEGIA (*palsy of the lower parts*); and CONTORTIONS, CONTRACTIONS. STIFFNESS, RIGIDITY AND NUMBNESS OF LIMBS, &c.

*Abr. prec. r.*, paralysis of speech, with stuttering and contractions. M. 40.

*Acanthac. Ootungun*, contortion of the facial muscles.

*Ajuga dec.*, palsy of the arm.

*Allium sat.*, stiffness of the spine. P.

*Amarauth. Jounctcha*, sensation of heaviness of the arm, with impotency.

*Ambra gr.*, palsy with spasms and trembling. Contortion of the facial muscles. Insensibility of portions of the skin. G. N.

*Arg. nit. f.*, palsies.

*Armor.*, palsy.

*Arnica*, painful palsy, from a fall.

*Ars.*, paraplegia. P.

*Ars. pot.*, palsy with arthritis and contraction. 4 times.

*Ars. sod.*, v. Skin-diseases. Insensibility of portions of the skin.

*Asa f.*, palsy of the arm.

*Aternece*, paraplegia. Stiffness of the feet.

*Bar. ac.*, rigidity with insensibility. G. N.

*Bell. extr.*, palsy. P. G., in paralysis of speech, and hemiplegia. N.

*Bign. Ind. sem.*, closure of the eyelid. P.

*Blum. aur.*, v. Skin-diseases: insensibility of the skin.

*Bol. arm.*, v. Spasms, &c.

*Bomb. hept. gummi*, palsy of the sphincter of the bladder. (v. Urinary disorders.)

*Calc.*, v. Spasms, &c.

*Calumba*, v. Spasms, &c.

*Carbo an. (C. c. u.)* palsy of the sphincter of the bladder. (v. Urinary disorders.)

*Cass. Fist. sem.*, sequels of palsy after a fall.

*Castor.*, palsy.

*Celastr. pan.*, palsy of speech, and of one side. G., where at the same time friction with its oil was made externally.

- Cerelaum*, internally and locally, in palsy and contractions. z.
- Cera citr.*, v. Spasms, &c.
- Cetac. ol.*, painful hemiplegia. m. & z.  
Perhaps also here the internal use might be combined with the external (?)
- Churrus*, incomplete palsy of the speech, and of one side.
- Cic.*, palsy of the lower part of the thigh.
- Coccul.*, v. *Crot. T.*
- Cocos, nucis, ol.*, frictions: insensibility of several parts of the skin. p.
- Coloc. rad.* (E.) imperfect paralysis of the arm.
- Comp. Zerbabri*, v. Spasms, &c.
- Conv. arg.*, v. Spasms, &c.
- Creos.*, imperfect paralysis of the arm.
- Crot. Tigh.*, sequel of contortion of the facial muscles. Contractions, ♀. (Гѳѳѳ) m. and z. Mixed with jagged-moon seed (*Cocculus menispermum*) and oil or brandy, it forms a good embrocation in palsies.
- Crust. Djinge*, as also:
- Crust. Mahes roobean*, hemiplegia. Rigidity of the feet. m. and z.
- Cup.*, palsies and spasmodic contractions.
- Cyc. rev. sem.*, insensibility of the skin.
- Daron.*, lock-jaw. p.
- Datic. Cannab. sem.*, palsy of the facial muscles with stuttering. Contortion of the facial muscles and mouth, with opisthotonos. Palsy of the eye-lids. p.
- Dulcam.*, palsy of speech. m. and z. (v. Skin-diseases, &c.)
- Electropunctura*, in palsy of the arms. z.
- Embryopt. glut.*, palsy of the penis, i. e., deficiency or weakness of the erections in proportion to the age.
- Euph. longif.*, hemiplegia. Contortion of the facial muscles. a. 4 times 28.
- Fagon. Arab.*, hemiplegia. m. & z. 60.  
Contractions of the little finger of each hand. p.
- Fic. Car. sem.*, v. Skin-diseases, &c.
- Fic. Ind. Tor.*, palsy of the feet. m. and z. 60.
- Gagerming*, contractions.
- Gard. dum.*, stiching in the calves, v. Skin-diseases.
- Goss. sem.*, v. Skin-diseases.
- Grew. Asiat.*, v. Skin-diseases, the insensibility of some parts of the integument, in tropical itch.
- Harm. Ruta*, contractions. m. and z.
- Heliotr. Eur.*, palsy with gout, ♀.
- Hemid. Ind.*, v. Skin-diseases.
- Hyosc. n.*, palsy of the speech.
- Indig. nit. ac.*, stuttering. p.
- Inula Hel.*, contractions with arthritis.
- Iod. Strychn.*, paraplegia. z.
- Ipom. dasyep.*, v. Skin-diseases.
- Jalapa*, palsy of the sphincter of the bladder. (v. Urinary disorders.)
- Jasm. fl.*, palsies. z.
- Jaspis n.*, contractions, with arthritis, ♀.
- Just. Nas.*, palsies.
- Kali hydriod.*, v. Skin-diseases; tropical itch, insensibility of the skin.
- Laws. in.*, contractions.
- Lent. sat.*, numbness of the feet.
- Leon. Roysl.*, painful contraction.
- Lepid. Tara mira-oil*, with raw sugar, administered every day in large doses, is said to have cured hemiplegia; but it was followed by pains of the joints, which I suppose was owing to the too strong dose of the remedy.
- Lepor. sangu.*, contraction with arthritis. 4 times 28. Palsies? (v. Skin-diseases, insensibility of the skin.)
- Lupin. a.*, rigidity, &c. p.

- Lup. Hum.*, pain of the right side, from the neck to the foot. *r.*
- Lyc. hb.*, stiffness of the neck.
- Malva mont.*, contractions of the hands. (v. Spasms, &c.)
- Manna Hed. Alh.*, contractions. (v. Spasms, &c.)
- Manna Teeghul*, palsy of the sphincter of the bladder. (Incontinence of urine.)
- Mart. ov. nid.*, pains of one side, with insensibility. (v. Skin-diseases.)
- Mar. Syr.*, v. Spasms, &c.
- Melandr. tr.*, palsy of speech.
- Melia semp. sem.*, v. Spasms, &c.
- Melissa*, palsy. *r.*
- Merc. subl. corr.*, facial paralysis.
- Methon. glor.*, v. Skin-diseases.
- Millefol. (H.)* contortion of the facial muscles.
- Momord. Guger vel.*, v. Spasms, &c.
- Moring. Soh. gummi*, v. Skin-diseases.
- Mori a. fr. n. (H.)* rigidity of the shoulder.
- Myrob. n.*, v. Skin-diseases.
- Narc. bulb.*, v. Skin-diseases: insensibility of the skin, in tropical itch.
- Nard.*, palsy with gout, ♀.
- Ner. Oleand.*, paraplegia. (v. Skin-diseases.)
- Nigella sat.*, v. Skin-diseases.
- Ocim. a.*, insensibility of the arm, with scirrhus of the nape of the neck.
- Ocim. sanct. sem.*, palsy of an arm, and of both feet after delivery.
- Oleum anim.*, palsies.
- Onosm. maor.*, v. Skin-diseases.
- Op. pur.*, contortion of the facial muscles.
- Panic. pil.*, v. Skin-diseases.
- Pastinaca Seeacul*, dragging pain in the ham.
- Pavia*, hemiplegia. Imperfect palsy of speech. *r.* (v. Skin-diseases.)
- Pelecan.*, its fat, externally applied, is used in Asia in palsies, contractions, and rigidity of limbs.
- Petrol.*, palsy (internally and externally, *r.*) Rigidity of limbs. *r. g.* (v. Skin-diseases.)
- Petros. sem.*, v. Skin-diseases: tropical itch with insensibility.
- Phosph. ac.*, palsy, v. Skin-diseases.
- Phys. Alikekengi*, hemiplegia. *m. 60. m. and n. 60.*
- Phys. flex. sem.*, impairment of the voice. (v. Affections of the throat, &c.)
- Pip. a.*, imperfect hemiplegia. Palsy of the erectile muscles of the penis. (v. Skin-diseases.)
- Pis. sat.*, contortion of the facial muscles, with difficulty of hearing.
- Plat.*, contortion of the mouth. (v. Skin-diseases.)
- Plumb.*, palsy, after spasms.
- Ranar. ol. coct.*, it is said, that frictions with it have cured paraplegia.
- Ran. lanug.*, v. Spasms, &c.
- Raph. sat. sem.*, palsy of the sphincter of the bladder. (v. Urinary disorders.)
- Rheum Austr.*, palsy.
- Rhodod.*, against sensation of numbness, like that from paralysis. *r.*
- Rhus Tox.*, palsies.
- Rottl. t.*, hemiplegia. 4 times 60. (v. Skin-diseases.)
- Rub. t.*, palsy. ТОНР.
- Salep*, v. Spasms, &c.
- Scamm.*, v. Spasms, &c.
- Sec. c.*, paraplegia. Palsy of the sphincter of the bladder. (v. Urinary disorders.)
- Senega*, in distortion of the eyelids. *r.*
- Sep. succ.*, palsy.
- Sil.*, paraplegia, with ♀. (v. Spasms.)
- Sinap.*, palsy. ТОНР.

*Solan. Jacqv.*, palsies.  
*Spong. w.*, insensibility of the lower part of the body.  $\kappa$ .  
*Stann.*, paraplegia.  
*Staph.*, palsy.  
*Stæch. Arab.*, facial paralysis, after a fall. Palsy of the sphincter of the bladder. ( $\nu$ . Urinary disorders.)  
*Styrak. f. St. Ign.*,  $\nu$ . Spasms, &c.  
*Strych. n. vom.*,  $\nu$ . Skin-diseases.  
*Sulph. calx.*, palsies.  $\kappa$ .  
*Talc. a.*,  $\nu$ . Spasms, &c.,  
*Terebinthi sem.*, paraplegia.  
*Thuja occ.*, palsy of the sphincter of the bladder. ( $\nu$ . Urinary disorders.)  
 Insensibility of the toes. Paraplegia.  
*Urt. dioica.*, palsies.  
*Vill. nymph.*,  $\nu$ . Skin-diseases, &c.  
*Vit. Neg.*, painful paraplegia.  
*Zinc.*, rigidity.  
*Zinci sulph.*, hemiplegia.  
*Zingib.*, palsies and contractions. ( $\nu$ . *Colocynth.*)

PAROFITIS,  $\nu$ . Glands—diseases of,  
 PARTURITION,  $\nu$ . Females—diseases of,  
 PENIS—PAIN OF THE,  $\nu$ . Perinæum, &c.  
 PERINÆUM (*the triangular interspace situated between the anus and organa genitalia, and divided by a medial line*); INGUINAL (GROIN); PUBIS (*a bone completing in front the arch of the pelvis*); and PENIS (*membrum virile*)—PAIN IN THE,

*Aloë succ.*, abdominal, and inguinal pains.  
*Amaranth. cr. sem.*, inguinal pain, and strangury in gonorrhœa.  $\rho$ .  
*Arg. fulm.*, inguinal pain.  $\rho$ .  $\sigma$ .  $\nu$ .  
*Arnica*, inguinal pain.  $\rho$ .  
*Behen*, inguinal pain.  $\sigma$ .  $\nu$ .  
*Caps. sem.*, inguinal pain.

*Carbo. an.*, soreness and humid excretion on the perinæum.  
*Carbo veg.*, soreness and humid excretion on the perinæum.  
*Cass. Fist. pulpa.*, inguinal pain.  $\rho$ .  $\sigma$ .  
*Cass. Khar n. N.*, inguinal pain.  $\rho$ .  $\sigma$ . 4 times 12.  
*Chelid. maj.*, inguinal pain.  $\sigma$ .  $\nu$ .  
*Chin. sulph.*, inguinal pain.  
*Coloc. pulpa.*, inguinal pain.  $\rho$ .  $\sigma$ .  
*Cupr.*, pain in the groins and hips, with contraction.  $\mu$ . and  $\kappa$ .  
*Cuscuta Lah.*, inguinal pain.  $\rho$ .  $\sigma$ .  $\nu$ .  
*D e a l s. Root for fever.*, inguinal pain, and hæmaturia in passing urine.  
*Euphr.*, inguinal pain.  $\rho$ .  
*Gmel. Asiat.*, inguinal pain, with dysury.  
*Granat. ac. rad. cort.*, inguinal pain, and suppression of urine.  $\rho$ .  
*Gund. Z u l m sem.*, inguinal pain.  
*Hyper. perf.*, inguinal pain.  
*Iod. ol. sol.*, articular (joints) and inguinal pains, when cold ( $\nu$ . *Zinc.*)  
*K r i s.*, inguinal pain in the groins, and right side of the abdomen (Eight doses in 12 hours).  
*Lepor. sangv.*, inguinal pains.  $\sigma$ .  $\mu$ . &  $\kappa$ . 14.  
*Leuc. ceph.*, inguinal pain.  $\rho$ .  
*Lupin. a.*, pain of the pubis. Itching of the pubis.  $\rho$ .  
*Lup. Hum.*, pain of the groins and hips.  
*Major.*, inguinal pain.  $\rho$ .  $\sigma$ .  $\nu$ .  
*Melong. sem.*, inguinal pain.  $\rho$ .  $\sigma$ .  
*Ner. ant.*, inguinal pain.  $\rho$ .  $\sigma$ .  $\nu$ .  
*Olib. Ind.*, inguinal pain with spermatorrhœa.  
*Op. pur.*, inguinal pain.  
*Phys. flex. rad.*, articular and inguinal pain.  
*Picrorrh. k u r r o o a.*, inguinal pain.  
*Pis. sat.*, inguinal swellings.  $\rho$ .  
*Polyg. linifol.*, inguinal pain with colic, retention of urine, and stoppage of bowels.

*Polyp. Se kour*, itching and pricking in the groins.  
*Raph. sat. sem.*, inguinal pain, extending to the humerus.  
*Sale. off.*, inguinal pain. P.  
*Santal. r.*, inguinal pain. P.  
*Sapind. emarg.*, inguinal pain. P.  
*Saxifr. Pes hant*, inguinal pain.  
*Scorp.*, lancinating pain from the left groin to the region of the umbilicus, and spleen. 7 times. Pain in the perinæum. P.  
*Smil. China*, inguinal. P.  
*Spong. u.*, inguinal pain.  
*Storax cal.*, inguinal pain.  
*Strych. f. St. Ign.*, inguinal pain.  
*Sulph. ac.*, inguinal pain.  
*Tereb.*, inguinal pain, as if hernia threatened.  
*Umb. Butazeri*, inguinal pain. 4 times 12.  
*Zinc. iod.*, pain of the groin and hip.

PERSPIRATION—SUPPRESSED OR EXCESSIVE; OFFENSIVE ODOR OF THE SKIN, DIAPHORETICS OR SUDORIFICS (*remedies, stimulating perspiration*) &c.

*Acon. Nap. extr.*, diaphoretic.  
*Agar. a.*, perspiration of hectic patients.  
*Ajo uain*, diaphoretic.  
*Amm. mur.*, v. *Serp. ex.*  
*Anac. occ.*, diaphoretic.  
*Anac. or.*, promoting perspiration at night.  
*Anguis (Aspis Naja) virus*, perspiration of the feet. P.  
*Ant. t.*, perspiration and granular eruption. P.  
*Arnica*, sweating and shivering at night, in catarrh P.  
*Arsen.*, v. *Kali hydriod.*  
*Arum camp.*, diaphoretic.

*Balausta*, offensive perspiration of the axilla.  
*Boberine*, sudorific.  
*Bohb. Lyc. Res*, promoting and repressing perspiration.  
*Bov.*, perspiration of hands and feet. Continued debilitating perspiration, with leprosy.  
*But. fr. gunmi*, perspiration of the head, even in winter.  
*Cacal. Kl.*, excessive perspiration, with latent ♀.  
*Calam. ar.*, perspiration of the head. P.  
*Calotr. gig. rad. cort.*, as diaphoretic and diuretic. R.  
*Campech. ligni extr.*, sweating of phthistics. R.  
*Cariac. Car. fol.*, local sweating. P.  
*Cass. lign. fol.*, sudorific. Offensive perspiration of the axilla.  
*Cass. Tora*, absence of perspiration in some portions of the skin, with burning, &c.  
*Celastr. pan.*, fetid perspiration.  
*Cepa*, diaphoretic.  
*Chelid. maj.*, diaphoretic.  
*Chin. sulph.*, sudorific. Sometimes cold perspiration.  
*Colch.*, augmented perspiration.  
*Conv. arg.*, perspiration of the face. P.  
*Cost. n. Cashm.*, diaphoretic.  
*Croc. sat.*, offensive perspiration. Profuse and fetid perspiration.  
*Cucum. acutaug. P.*, sweating-sickness.  
*Cucurb. Lag*, diaphoretic. TOMF.  
*Cupr. sulph.*, increased perspiration, with thirst.  
*Cuscut. sem.*, perspiration of the forehead, with heat.  
*Daron.*, excessive sweating with internal heat, so that no covering can be endured.  
*Dealsing's Root for fever*, diaphoretic.

- Delph. Ghafes fl.*, diaphoretic. ТОНР.  
*Diosma cr.*, sudorific. R.  
*Embryopt. glut. sem.*, transient perspiration.  
*Euph. Agrar (aff. spec.)* transient perspiration.  
*Euph. gummi*, immoderate sweating, with pain.  
*Euph. serr.*, perspiration by night. P.  
*Fic. Car.*, profuse perspiration.  
*Gard. dum.*, suppression of perspiration with burning sensation. Perspiration with burning heat, when but lightly covered.  
*Gossyp. sem.*, absence of perspiration in portions of the cutaneous surface. O. N.  
*Guil. Bond.*, perspiration with burning sensation, in the heat of the sun.  
*Haroonootia*, perspiration and internal heat. P.  
*Helict. Isora*, diaphoretic. ТОНР.  
*Hyssop.*, diaphoretic.  
*Inula Hel.*, diaphoretic.  
*Jatropha Curc.*, sudorific.  
*Kali hydriod. ars.*, promoting perspiration, in leprosy.  
*Kali sulph.*, want of perspiration with lancinating pain, aggravated by the heat of the sun.  
*Lacca in gr.*, profuse perspiration. O. N.  
*Lacca in tab.*, offensive perspiration.  
*Lava. in.*, absence of perspiration in some parts, with leprosy. In partial perspiration, the local application of the vapors of the decoction of the bruised herb. R.  
*Lim. Laur.*, perspiration with itching and formication.  
*Lini sem.*, in suppressed perspiration (the fumigation). ТОНР.  
*Lup. Hum. hb.*, profuse perspiration with fainting.  
*Magn. carb.*, absence of perspiration in some parts, with a burning heat, and loss of sensation, &c.  
*Melissa*, diaphoretic.  
*Merc. v.*, diaphoretic.  
*Myrob. n.*, perspiration at night. P.  
*Ocim. a.*, transient perspiration. P.  
*Oleum*, frictions with sweet oil, in profuse perspiration. R.  
*Gnosm. macr. rad.*, much perspiration with insensibility in some parts.  
*Parsira br.*, perspiration of the head.  
*Pastinaca Secacul*, suppressing perspiration.  
*Persic. fol.*, offensive perspiration of the axilla; (application) R.  
*Petrol.*, diaphoretic, in leprosy.  
*Phosph.*, frequent perspiration. Offensive perspiration. Diaphoretic.  
*Pip. a.*, diaphoretic.  
*Pip. Belle fol.*, partial sweating, after suppressed perspiration.  
*Plectr. arom.*, perspiration and giddiness. P.  
*Plumb. ac.*, hectic perspiration. R.  
*Pæonia corall.*, perspiration. P.  
*Pyrethr.*, diaphoretic. ТОНР.  
*Ran. scell.*, sweating of the feet.  
*Rhus Kakrasinghea*, cold perspiration, with fever.  
*Rhus Toxic.*, diaphoretic.  
*Rosmar.*, sudorific.  
*Rub. M unj.*, perspiration of the forehead. P.  
*Sabina*, diaphoretic.  
*Salv. off.*, night-sweating producing debility.  
*Samb. n.*, strong perspiration.  
*Samb. n. cort. int. (R.)* colliquative perspiration, with emaciation. R.  
*Sassafr.*, diaphoretic. R.  
*Senec. Jacquem.*, perspiration (in some insensible parts of the skin). P.  
*Sep. succ.*, sweating-sickness.  
*Serp. ex.*, diaphoretic.



*Serp. ex. cum ammon. mur. comp.*, profuse perspiration.

*Sida*, diaphoretic.

*Silic.*, profuse perspiration with burning and pricking pains. Perspiration of the feet, of a sour odor. (Offensive perspiration of the arm-pit.  $\kappa$ .)

*Solan. Jacqu. fr.*, sudorific.

*Stann.*, profuse perspiration, causing weakness.

*Stinc. mar.*, sudorific.

*Thym. Serp.*, perspiration and warmth in feet, previously cold.  $\rho$ .

*Zinc.*, feeble perspiration.

PESTILENCE, *v.* Fever, &c.

PETECHIÆ, *v.* Fever, &c.

PHRENTIS, *v.* Headache, &c.

PHTHISIS, *v.* Emaciation, &c.

PILES, *v.* Hæmorrhoids, &c.

PLAGUE, *v.* Fever, &c.

PNEUMONIA and PERIPNEUMONIA (*inflammation of the lungs, chest, sides of the chest—hypochondriac region—&c.*)

PLEURISY (*inflammation with lancinating pain of the pleura*).

PLEURODYNIA (*rheumatic pain in the sides; simulating pleurisy*).

THORACIC (*belonging to the chest*).

BRONCHIAL (*affecting the bronchi, or branches of the windpipe*) PAIN,

ULCERS, &c.

*Abr. prec. a.*, pains of the chest, arms and shoulders.  $\mu$  and  $\epsilon$ . 4 times.

*Acac. succ.*, acute pleurisy.

*Acanthac. O o t u n g u n*, pleuritic pain in the left side.

*Achyr. asp. sem.*, pleurodynia.  $\rho$ .  $\sigma$ .  
Doses every half hour. 8 times.

*Acon. Nap.*, pneumonia and peripneumonia.  $\sigma$ .  $\kappa$ .

*Ajuga dec.*, thoracic pain.  $\rho$ .  $\sigma$ .  $\kappa$ .

*Allium sat.*, thoracic pain.

*Alvè succ.*, pain in the right side.  $\rho$ .

*Altern. sess. rad.*, thoracic pain with headache.

*Alth. fl. fol. & rad.*, pneumonia and peripneumonia. Acute thoracic pain.  $\mu$  and  $\epsilon$ .

*Ambra gr.*, ulcers of lungs.  $\mu$ . &  $\epsilon$ . 14.

*Anac. or.*, pneumonia and peripneumonia.  $\rho$ .  $\sigma$ .

*Anagall. cer.*, sensation of soreness of the chest, with fever.

*Antim. tart.*, pneumonia (strong doses).  $\epsilon$ .

*Araneum*, pain in the left side.

*Arg. nitric. f.*, painful tightness in the chest, with eructation. (L. H.)  $\mu$ . or every third day a dose.

*Arist. rot.*, acute pleurisy.

*Arum camp.*, pneumonia.  $\mu$ . and  $\epsilon$ .  
4 times (one dose every hour)  $\sigma$ .  $\kappa$ .

*Asa f.*, pneumonia and peripneumonia.  
12 times.

*Asar.*, pain in the hypochondr. region.  $\rho$ .

*Asparag. asc.*, rheumatic thoracic pain with inflammation. Acute pain in the hypochondriac region.

*Asphalt.*, thoracic pain.

*Asplen. fol.*, acute thoracic pain.

Pulmonary catarrh.  $\rho$ .

*Auriptgm. r.*, pleuritic pain.

*Balausta*, pleuritic pain.  $\rho$ . Thoracic pain with cough.  $\sigma$ .

*Basella r.*, periodical pain of the side.  
Pain in the hypochondriac region.  $\rho$ .

*Bdell.*, pain of the side.  $\rho$ . Thoracic pain.  $\sigma$ .

*Behen a.*, pain in the hypochondriac region. Thoracic pain.  $\sigma$ .  $\kappa$ .

*Belemn.*, thoracic pain.  $\rho$ .

*Benzoic. ac.*, pain in the left side.  $\rho$ .

*Berthol.*, pain in the hypochondriac region.  $\sigma$ .  $\kappa$ .

*Bor.*, thoracic pain.  $\sigma$ .  $\kappa$ .

*Bor.*, thoracic pain.  $\rho$ .  $\sigma$ .

*But. fr. fl.*, pain in the left side.  $\rho$ .

- But. fr. gummi*, tightness of chest. P.
- Caecilia Kl.*, pectoral irritation with cough and hoarseness.
- Calam. ar.*, periodical, pleuritic pain. m. and z.
- Calebr. opp.*, pain of the left side. 4 times 12. 12 times.
- Campech. lig.*, pain of the side. P. when from external violence. G.
- Cannab. Ind. Cashm. fl.*, pulmonic and pleuritic pain.
- Cannab. Ind. Lah. fol.*, congestion of the lungs. P.
- Cannab. Ind. Lah. sem.*, pain in the hypochondriac region with cough. m. and z.
- Canth.*, thoracic pain. G. N.
- Casp. Ven.*, thoracic pain.
- Carota* (indigestion from carrots) pain in the right side. P.
- Cass. al.*, pleurisy.
- Cass. Khar n. N.*, thoracic pain, with expectoration of mucus. m. and z. Pain of the hypochondriac region. 12 times.
- Cass. lign.*, pneumonia. Pleurisy. ТОВР.
- Cass. lign. fol.*, acute pleurisy of the left sac. 12 times.
- Catechu*, pain of the side.
- Cedrela Toona*, oppression on the chest. P.
- Cepa*, thoracic pain.
- Cetac. ol.*, sub-acute pleurisy. P. Pulmonary catarrh, G. Pulmonary consumption.
- Chel. maj.*, pneumonia. G. N.
- Chenop. a. sem.*, chronic pain of the side.
- Cherayta*, thoracic pain.
- Chin. cort.*, lancinating pain under the ribs, extending to the spine.
- Churrus*, pneumonia and peripneumonia.
- Cichor. sem.*, pain in the chest, and hypochondriac region.
- Cinnam. cort.*, thoracic pain.
- Cleom. pent. hb.*, thoracic pain.
- Coccul. men.*, sub-acute pleurisy. P. G. 8 times 24.
- Colocynth. pulpa*, pneumonia. G. N.
- Comp. Zerba bri*, thoracic pain. P. G.
- Conv. arg.*, oppression of the chest. Thoracic pain. P.
- Cop. bals.*, thoracic pain. G. N.
- Cornu c. u. a.*, pleurodynia from cold.
- Cost. Ar.*, pain in chest and shoulders.
- Cost. n. Cashm.*, thoracic pain. G. N.
- Croos.*, painful sensation of burning and lancinating in the chest. Sensation of tightness of the chest.
- Croc. sat.*, chronic pulmonary catarrh. m. 40. Oppression of the chest, after eating. Pain in the hypochondriac region. P.
- Crust. Djinge*, oppression of the chest. P.
- Cubeb.*, pain of the side (in the morning). P.
- Cumini sem.*, thoracic pain. P. G. 4 times 24.
- Cup. amm.*, catarrhal, thoracic pain.
- Curcul. orch.*, periodical pain of the side.
- Cyc. rev. sem.*, sensation of soreness of the chest. P.
- Daron.*, thoracic pain.
- Datiac. Cann. sem.*, pleurodynia.
- Datur. Stram. sem.*, transient pleurisy of the left sac. P.
- Deals. Root for fever*, pain in the right side of the chest, and of the hepatic region.
- Deals. Root for Sersum*, thoracic pain, and pleurodynia. P.
- Deals. Root for Torkee*, thoracic pain. G.
- Digit. p.*, expectoration of blood, or

- mucus. Pleurodynia. Oppression of the chest. *r.*
- Diorit.*, thoracic pain. *g.*
- Djendaloo*, pain of the chest and throat.
- Dolich. pr.*, thoracic pain. *r.*
- Drac. sang.*, pleuritic pain in the left side.
- Dulcam. fol.*, thoracic pain. *g. n.*
- Dulc. stip.*, thoracic pain, after a fall.
- Emb. Rib.*, pain in the hypochondriac region. *r.*
- Embryopt. glut.*, pain in the hypochondriac region.
- Euph. epith.*, pleurisy.
- Euph. gummi*, catarrhal thoracic pain, with or without *♀*.
- Euph. ten.*, pneumonia. *r.*
- Euph. thym.*, pneumonia. *m. and z.*
- Ferri sulph. Ind.*, pleuritic pain. *r. g. n.*
- Thoracic pain. *r.*
- Fumar.*, pneumonia. *g. n.*
- Gard. dum.*, paralytic debility of the lungs. Thoracic pain. *g. n.*
- Gum el.*, pleurodynia. *r. g.* Thoracic pain with cough. Pain in the hypochondriac region. *r. g. n.*
- Goolohsen*, thoracic pain.
- Gourbooti*, pain of the chest, *♀*.
- Guis. Bond.*, pain in the hypochondriac region. Thoracic pain. *g. n.*
- Gund. Zulf sem.*, pleurodynia.
- Harm. Ruta fl.*, thoracic pain. *r.*
- Haroootootia*, thoracic pain. *r. g.*
- Hemid. Ind.*, oppression of the chest, from catarrh.
- Hollow. pill. sol.*, pain in the hypochondriac region and throat.
- Hyosc. fol.*, pneumonia, and peripneumonia.
- Indigof. Anil*, flying pain in the sides and the spine.
- Indig.*, acute thoracic pain. (Oppression of the chest. *r.*
- Iod.*, pneumonia. Pain in the left side.
- Ipom. cer. sem.*, thoracic pain. *r.*
- Ipom. cusp. fol.*, pain in the right side. *r. g.*
- Kali bichrom.*, thoracic pain.
- Kali carb.*, pain of the chest and spine.
- Kali hydroc.*, pain in the hypochondriac region (*I. Tl.*) *m. and z.*
- Kino gummi*, thoracic pain.
- Kris*, pain in the sides and arms.
- Lacca in gr.*, pleuritic pain. *r. g.*
- Led. pal.*, thoracic pain, with expectoration of blood and mucus. *m. & z.*
- Lent. sat.*, sensation of tightness of the chest, after expectoration of blood.
- Leon. Royl.*, pleurodynia.
- Lich. Isl.*, thoracic pain. *r.*
- Lini sem.* (with or without honey) pleurodynia.
- Lithanthr.*, thoracic pain. *g. n.*
- Lup. Hum.*, pneumonia. *g. n.*
- Lyc. hb.*, pain of the chest and shoulders (after a fall). Thoracic pain. *r.*
- Pneumonia. *g. n.*
- Magn. carb.*, pain of the sides and the knee.
- Mang. carb.*, bronchial irritation. *r.*
- Manna Cal.*, pneumonia. Acute thoracic pain.
- Mastix*, bronchial irritation. *r.*
- Meccan. bals.*, ulcers of the lungs.
- Melandr. tr.*, pleurisy.
- Melia Azed. fol.*, shifting pains in the shoulder and side.
- Melia semp. fol.*, thoracic pain after fever.
- Melil. sem.*, pain of the hypochondriac region and the abdomen.
- Menth. p. (Tl.)* pain in the left side of the chest. *r.*
- Merc. subl. corr.*, pneumonia. Pain of the chest and spleen.
- Mesua ferr.*, pain in the left side of the chest (after a serpent's bite).

- Methon. glor.*, thoracic pain. P. G.
- Millefol.*, thoracic pain, with hæmoptysis.
- Mori a. fr. n.* (H.) pleuritic pain, in the left side. P. G.
- Mosch.*, pleurodynia.
- Myrob. Emb.*, pain in the hypochondriac region.
- Myrob. n.*, pain of the chest and arms.
- Myrrh.*, pleuritic pain with cough. M. and E.
- Myrt. bacc.*, acute thoracic pain. Oppression of the chest. P.
- Narc. bulb.*, sensation of tightness of the chest (after a fall).
- Nard.*, thoracic pain. P. G.
- Natr. m. (Lah.)* thoracic pain. P.
- Nep. salo. hb.*, pain in the sides.
- Ner. ant.*, lancinating pain in the chest, with cough. 4 times 12.
- Ocim. a.*, pain of the chest and stomach. Pain of the chest and sides. P.
- Onosm. macr. rad.*, acute thoracic pain.
- Ox. ac.*, pneumonia and peripneumonia. P. G. N.
- Panic. pil.*, demulcent. TOUR.
- Papav. rh.*, pleurodynia.
- Pareira br.*, pain of the sides and arms.
- Pastinaca Secacul*, pain of the side. P. G. Pleuritic pain. P.
- Petros. hb.*, thoracic pain, with or without asthma. (H.) M. and E.
- Phall. esc.*, pleurodynia.
- Phosph. ac.*, inflammatory affections of the lungs. Thoracic pain. P.
- Phosph. sod.*, pneumonia and inflammation of the throat. P.
- Plantago maj.*, pleurisy.
- Plumbag. Zoyk rad.*, thoracic pain, with fever.
- Pæonia corall.*, thoracic pain. P. G.
- Polan. rad.*, pleuritic pain.
- Polyp. macr.*, pain of left side. Shifting pain in the hypochondriac region.
- Polypod.*, noxious to the chest. TOUR.
- Portul. sem.*, pulmonic expectoration. R.
- Pyrethr.*, bronchial irritation. Oppression of the chest, with accumulation of mucus.
- Quass.* (H.) thoracic pain, with vomiting.
- Ran. bulb.*, thoracic pain, with cough. Pneumonia. G. N.
- Ran. lan. fl. rec.*, pleurisy. =
- Ran. lan. rad. rec.*, rheumatic pain in the chest.
- Ran. scell.*, pneumonia. G. N.
- Rheum Austr.*, sensation of soreness of the chest. P.
- Rhus Kakrasinghea*, sub-acute pneumonia.
- Rosar. r. sem.*, acute pain of the sides.
- Rotth. t.*, thoracic pain. P. G.
- Rubia Munj.*, thoracic pain. P. G. N.
- Ruku t.*, peripneumonia.
- Santal. a.*, pleuritic pain. P.
- Sapind. em.*, pneumonia. Thoracic pain. Pleurodynia.
- Sarcoc.*, relieving thoracic pain, by promoting expectoration of mucus.
- Scamm.*, pneumonia.
- Scorp.*, pneumonia & pleurodynia. G. N.
- Sebest.*, pleuritic pain in the left side. P.
- Sel.*, pleuritic pain. P. G.
- Senec. Mus.*, pain in the hypochondriac region. P. G. N.
- Senega*, sensation of suffocat. in lungs.
- Sep. succ.*, pleurisy. P. G.
- Serp. ez.*, pain in the hypochondriac region, ♀. Pleurisy. P.
- Sid. rad.*, pain in the hypochondriac region. P.
- Sid. sem.*, pain in the hypochondriac region, with fever.
- Syl.*, pain in the hypochondr. region. P.
- Smil. China* (worm-eaten powder of) pains in the chest. P. G.
- Sod. sal.*, pleuritic pain in left side. P.

*Nolan. Jacqu. fr.*, oppression of the chest.

*Sphær. Ind.*, chronic, thoracic pain. m. and z.

*Spig. anth.*, thoracic pain. P.

*Stenart. bellid. rad.*, lancinating pain in the hypochondriac region.

*Stæch. Ar.*, pneumonia. 12 times.  
Spasmodic movement of the chest, in respiration.

*Strych. f. St. Ign.*, pleuritic pain in the left side. 12 times.

*Strych. n. vom.*, thoracic pain. P.

*Strych. pot.*, pain in the right side.

*Talc. a.*, pain in the left side.

*Tamarind.*, are noxious to the chest.

ТОФ.

*Terebinthi sem.*, catarrhal oppression of the chest. Pain from pulmonary ulceration. Sensation of burning in the chest.

*Tetranthera apert.*, pleurodynia. P.

*Thuja occ.*, pleurodynia. P. o. (R.)  
12 times. 4 times 12.

*Turp. Conr. a. int.*, acute pleurisy. 4 times.

*Ultram.*, pleuritic pain. P.

*Umb. Butazeri.* pain of the sides and shoulders.

*Urt. dioica*, diseases of the lungs. z.

*Urt. dioica fl.*, pain of the sides and shoulders.

*Valer. sylv.*, thoracic pains. P. o. m. & e.

*Verbasci Cashm. rad.*, pains of the chest and shoulders. Thoracic pain, with offensive expectoration.

*Verbasci Lah. fl.*, thoracic pain and pleurisy. o. n.

*Verben. Lah. hb.*, thoracic pain, ♀.  
4 times 28.

*Verben. Lah. sem.*, thoracic pain P. o.

*Vinc. min. fol.*, pleurisy. P. o. (acute, 4 times 28. sub-acute, m. and z. 14.)

*Viol. rep.*, pleurodynia. Bronchial irritation with catarrh.

*Viol. conf.*, acute, rheumatic pain, of the chest and neck.

*Vit. Neg.*, pleuritic pain in the left side. g. Thoracic pain. P. o. n.

*Xanthox. cort.*, lancinating pain in the hypochondriac region. P.

*Zingib. off.*, thoracic pain.

ПОДАГРА, v. Pains, &c.

POISONING BY MINERAL OR VEGETABLE SUBSTANCES, AND EVILS RESULTING THEREFROM, AS: DRUNKENNESS, NUMBNESS, PAINS, &c.

*Abrus prec. sem.*, its antidote is coriander. ТОФ.

*Acon. Ferrox.* its antidote is *Delphin. paucifl.* ТОФ.

*Æther & Chloroform*-inhalations (evils of) electricity. z.

*Ajo u a i n*, to opium-eaters, who will give up the enjoyment of opium. ТОФ.

*Alexipharm. rad. Pundet's*, cured (by inducing vomiting) a case of poisoning by opium.

*Aloë succotr.*, is poisonous to dogs, wolves, and other animals of that genus.

*Antimonialia*, as an antidote, tannin. R.

*Antim. tartar.*, for arsenic (in large doses). R.

*Arsen.*, the stomach-pump may be generally used in the beginning; and where it is not at hand, emetics which operate quickly, as preparations of copper or zinc. R. In cases of poisoning with this mineral, draughts of milk, the white of egg, or soap and water with sugar, may be used. Carbonate of magnesia,

- with and without poppy-juice, administered in doses of one drachm at short intervals, is a well-known remedy; but it is only of late years that the oxyhydrate of iron has been found to be an important antidote to this poison, one of the most terrible known. (*v. Zinc. iod.*)
- Bellad.*, is an antidote to oxide of zinc.
- Camphora*, especially with oil, warmed and used as a liniment, is an antidote for opium and strychnine. *z.*
- Cantharides*-poisoning. It is advised to cut a lemon into two parts, to spread salt over the one half, and sugar over the other; and, when dissolved, to squeeze out the juice of both, and to administer the mixed liquor: this is said to relieve by inducing a discharge of blood and mucus.
- Melongen. sem.* removed dysury from cantharides. Also opium is *z.*
- Carbo veg.*, against corrosive-sublimate. *z.*
- Chloroform*-inhalations (evils of)  
*v. Ether.*
- Churrus*, the smoking of it caused dyspnœa, subsultus of the stomach, and sensation of burning in the stomach and the body, which *Gard. dumet.* removed.
- Clerodendr. infort.*, is recommended to those who would give up indulging in opium.
- Coccul.*, is an antidote of many poisons.  
ТОП.
- Coriander*, boiled in milk, and sweetened, is the antidote in disorders from the *Cratœva Marmelos*, ТОП.  
(*v. Abrus prec.*)
- Cupri acet.*, Antidote: *Cocculus* and sugar.
- Cuprum ammon.*, antidote of *opium*.
- Datura Stram.*, Antidote: *Melongena* (prepared with water). *z.* Frictions with warm oil. *z.*
- Delph. Ghafes succ.*, removed heat of head, produced by the immoderate enjoyment of opium. 4 times 28.
- Garden. dumet.*, as an antidote for opium. *z.*
- Gentian. rad.*, removed the mischief caused by an electuary of hemp, which probably contained the seeds of *Datura Stramonium*.
- Gourboott*, poisonings. *z.* Also recommended to opium-eaters, who would relinquish the practice.
- Gossyp. sem.*, is one of the best antidotes for opium; perhaps also the cotton-seed-oil, used as an external application, may be useful? The seeds are recommended to those who would relinquish the enjoyment of opium.
- Hydrocyan. ac.*, antidote, *Ammonia*, 18 to 20 drops, with water. *z.*
- Kali hydriod.*, sickness from arsenic.
- Luffa amara*, antidote of *Churrus*.
- Magnesia*, antidote of copper salts. *z.*  
(*v. Arsen.*)
- Melong Sol.*, caused inflammation of the throat, with difficulty of swallowing, which *Argent. fulm.* removed. (*v. Canth. & Datura*).
- Mercur. subl. corr.* (*v. Carbo veg.*) the white of an egg, lime, and sulphuret of potash, are as antidotes. *z.*
- Natrum mur.* (clysters of) stupor from spirits. *z.* (The recovery produced, by evacuations).
- Nitric. ac.*, caused sore-throat, which was removed by *Butœ frond. gunmi*; probably because it contains much tannic acid (tannin).
- Opium*, in oriental manuscripts numerous antidotes are mentioned against

the abuse of this, one of our chief medicinal agents, which from an evil custom has become one of the most indispensable substances in the daily wants of the natives of the East. I will mention here the following remedies, besides those already given in the first volume of this work, for the evils arising from opium :—

Cold douches over the head. *Spir. Cornu cervi*, one drop placed in the external corner of the eye, and rubbed in over the eyelids. To hold the feet in warm water, and if there is consciousness, to administer an emetic, especially *sem. Sinapis*,  $\pi$ . Radish-seeds taken with ginger and vinegar.  $\pi$ . *Ricini rad. cort.*, administered with water.  $\pi$ .

*v. Delph. Ghafes & Cupr. ammon.*

Among the remedies, recommended to those who would relinquish the enjoyment of opium, the following seems one of the best composition :

Take, *Nux vomica*, roasted in warm cinders, peeled and powdered, two drachms; gum-resin of *Euphorbium* and white pepper, one drachm of each, powdered, add so much of purified honey, as to give it a proper consistence. The dose should at first equal in quantity that of the opium previously taken; and be decreased daily by one sixteenth, or less of that quantity. In this way recovery may be ensured in from two to four weeks. (*v. Vol. I. p. 157.*)

*Petrosel.*, is a poison to parrots and other birds; perhaps also useful as a remedy for their diseases?

*Phellandr. aquat.*, a poison to horses, which might be tried in many diseases afflicting them.

*Serpent. eruv.*, opium-eaters, who will

give up the use of poppy-juice.  $\pi$ .  $\mu$ . and  $\pi$ . 60.

*Sinap. sem.*, as an emetic in narcotic stupor,  $\pi$ . (*v. Opium*).

*Smilax Chin. decoct.*, antidote to opium.  $\pi$ .

*Strychnin.* Antidote *Tannin*.

*Strychn. faba St. Ign.*, antidote to opium.

*Zinc. iod.*, proved so very useful in sickness from arsenic, that I have the highest hope, that it may prove preferable to oxyhydrate of iron in acute poisonings. In a case of long duration.  $\mu$ . and  $\pi$ . 60.

**POLYPI, v.** The organs, where they exist.  
**PRICKING AND PRICKLING IN THE SKIN, v.** Skin-diseases.

**PROLAPSE, v.** Hernia. &c.

**PUBES—AFFECTIONS OF, v.** Perineum, &c.

**PULSATION, ANOMALOUS, v.** Subsultus tendinum, &c.

**PUSTULES, v.** Skin-diseases.

**QUINSEY, v.** Affections of the throat, &c.

**RAPHANIA AND FORNICATION (crawling or creeping sensation in the skin).**

*Acon. Nap.*, crawling.

*Ajuga Deals.*, crawling pains.

*Areca Cat. nux n.*, crawling pains.

*Arg. fulm.*, fornication.  $\pi$ .

*Arum camp.*, crawling pains.  $\pi$ .

*Asparag. asc.*, crawling.  $\pi$ .

*Bar. nitr.*, crawling spinal pain.

*Blum. aur. sem.*, sensation like fornication.  $\pi$ .

*But. f. gummi*, crawling pains of the feet, with restlessness.

*Calc. carb.*, crawling pains with fever.

*Calotr. gig.*, crawling.

*Capsic.*, crawling.

*Cascar.*, crawling pains in the calves.

*Cass. Fist. pulpa*, crawling.

*Celastr. pan.*, crawling sensation in an encysted tumor. **F.**  
*Cha ulm o o g r a o d.*, crawling pains. **M.** and **N.**  
*Cichor. rad.*, crawling pains. **F.**  
*Cinnam.*, crawling pains. **F.**  
*Colch. aut.*, crawling like formication.  
*Corall. r. u.*, crawling pains. **F.**  
*Cotyl. lac.*, crawling pains with fever.  
*Cup. amm.*, crawling.  
*Curc. longa*, crawling. Crawling pains in the feet.  
*Cyc. rev.*, sensation like formication, and restlessness. **F.**  
*Embryopt. glut. sem.*, sensation like formication. **F.**  
*Eug. Jambol. cort. succ.* (**H.**) crawling pains. **F.**  
*Euph. longif.*, crawling pains with restlessness.  
*Fic. Car. sem.*, crawling.  
*Granat. ac. rad. cort.*, sensation like formication, with restlessness. **F.**  
*Guil. Bond.*, crawling pains.  
*Harm. Ruta*, crawling. **F.**  
*Ipom. car. sem.*, crawling pains, in **Q.** **F.**  
*Jalapa*, crawling pains with burning.  
*K r i s*, sensation like formication.  
*Lacca in gr.*, crawling.  
*Lithanthr.*, crawling.  
*Lup. Hum.*, crawling. **F.**  
*Lych. od.*, crawling pains of the body and shoulders. **M.** and **N.**  
*Major.*, crawling. **F.**  
*Manna T e o g h u l*, crawling pains in the calves.  
*Mezer.*, crawling, with pain of the stomach.  
*Mimosa Pud.*, crawling. **F.**  
*Ner. Oleandr.*, crawling. **F.**  
*Ol. anim. Dip.*, crawling.  
*Ox. ac.*, crawling.  
*Pip. a.*, crawling pains. **F.** **G.**

*Piscin.*, crawling pains.  
*Prunella Cashm.*, crawling pains. **F.**  
*Prun. sylv.* (**H.**) crawling pains.  
*Raph. sat. sem.*, crawling pains.  
*Rubia M u n j i s t a*, crawling pains.  
*Salv. off.*, crawling.  
*Santal. a.*, crawling pains. **F.**  
*Sapind. ligni cort.*, crawling sensation on the chest. **F.**  
*Sec. c.*, formication.  
*Siliqu. radish*, sensation as of formication, in **Q.** **F.**  
*Solan. n.*, (internally and externally) formication.  
*Stæch. Arab.*, crawling. **F.**  
*T a b a s h i r*, crawling.  
*Ultram.*, crawling pains.  
*Verbasc. Lah.*, crawling pains. **F.**  
*Zinc.*, crawling pains, **Q.**  
*Zyz. Juj.*, crawling pains. **F.**

**RAVING**, **v.** Mental disorders, &c.  
**RESTLESSNESS**, **LETHARGY**, **DREAMINGS**, &c.

*Acac. Farn. fol.*, restlessness.  
*Ajuga D.*, drowsiness. **F.**  
*Ant. t.*, restlessness, with affections of the brain.  
*Arist. rot.*, lethargy.  
*Arnica*, restlessness with dysury.  
*Arsen.*, restlessness, with burning sensation in ulcers. **M.** and **N.**  
*Asa f.*, lethargy.  
*Baryt.*, excessive drowsiness. **G.** **N.**  
*Bdell.*, restlessness. **F.**, with cough. **G.**  
*Berb. Lyc. Res*, restlessness with cough.  
*Bign. Ind. sem.*, drowsiness, with closure of the eyelids. **F.**  
*But. frond. fl.*, restlessness. **F.** with pain. **G.**  
*But. frond. gummi*, restlessness. **G.** **N.**  
*Caloph. inoph. nuc. cort.*, restlessness. **F.**



- Cannab. Ind.*, powdered, prepared with goat's-milk, and applied as a cataplasm to the soles of the feet, is said to provoke agreeable sleep.
- Carp. rac.*, sleep. *r.*
- Catechu*, restlessness, with accumulation of mucus.
- Celastr. pan.*, restlessness, with cough and fever. *m.* and *e.* Sleep, disturbed by many and unpleasant dreams, with hypochondriasis.
- Cepa*, troubled sleep, with fantastic dreams.
- Cham. v.*, restlessness with fever and dyspnoea.
- Chenop. a.*, restlessness. *r.*
- Chin. sulph.*, restlessness with erysipelas.
- Con.*, restlessness. *r.*, with headache, *g.* (doses every two hours).
- Conv. arg.*, sleep. *r.*
- Corch. fr.*, sleep. *r.*
- Coriandr.*, sleep. *r.*
- Corn. c. u. a.*, restlessness with cough.
- Croc.*, restlessness and drowsiness, with much yawning. Sleep troubled by dreams.
- Croc. sat.*, restlessness with fever. Great drowsiness during the day; especially after dinner.
- Cucurb. Citrull. sem.*, restlessness with itching.
- Cucurb. Lag.*, restlessness from nervous heat of the brain (the oil of the seed is rubbed on the head). *Тонъ.*
- Cup. sulph.*, sleeplessness, with asthma and cough.
- Curc.*, *v. Pip. n.*
- Cyc. rev. sem.*, restlessness. *r.*
- Deals. Root for Serrum*, drowsiness. *r.*
- Djendaloo*, drowsiness with cough. 4 times 12.
- Goosyp. sem.*, good sleep (by exciting perspiration). *r.*
- Granat. ac. rad. cort.*, restlessness. *r.*, with itching. *g.*
- Guil. Bond.*, restlessness, in *♀.* gonorrhœa. *r.*
- Gyps. Setselajit*, drowsiness by day.
- Harm. Ruta*, drowsiness. *r.* Restlessness. *g. n.*
- Harootootia*, restlessness with palsy, gout, and *♀.*
- Hossen Jussif*, drowsiness.
- Iod.*, *v. Zinc.*
- Jalap. mir. rad.*, sleep. *r.*
- Luctuc. sem.*, sleep. *r.*
- Lepid. sat. hb.*, restlessness. *g. n.*
- Lini sem.*, restlessness.
- Lup. Hum.*, restlessness. *g. n.*
- Macis*, drowsiness. *r.* (Restlessness. *n.*)
- Magn. carb.*, dreadful dreams, with pain.
- Merc. fulm.*, excessive sleep.
- Moschus*, lethargy.
- Myrob. Beller.*, restlessness with accumulation of mucus. *g.*
- Myrob. n.*, restlessness with cough. Sleep. *r.*
- Natr. m.*, *v. Pip. n.*
- Ner. ant.*, restlessness. *r.*
- Nigell. sem.*, restlessness. *g. n.*
- Nycter. (ol. Tl.)* sleep and appetite. *r.*
- Nymph. lot. fl.*, much sleep, with catarrh.
- Ocim. alb.*, restlessness. *g. n.*
- Ocim. Basil. Cashm. fol.*, restlessness with general pains.
- Orig. heracl. (aff. spec.)* restlessness with emaciation.
- Papav. a. sem.*, *v. Uva Passa*
- Physal. Alkehengi*, sleep. *r.*
- Pip. n.*, with turmeric and common salt in equal parts, sleep. *r. r.*
- Polania.*, restlessness and internal burning heat. *r.*

*Polygon. macr.*, restlessness with expectoration of mucus.  
*Polypod.*, restlessness with dyspnoea and cough. m. and n.  
*Pulsat.*, lethargy. g. n.  
*Punic. lap.*, lethargy with internal burning.  
*Raph. sem.*, sleep. p  
*Rubia Munj.*, restlessness with chronic pricking pains. m.  
*Sagap.*, produced such deep sleep, that the patient was scarcely able to arouse himself.  
*Sanspour*, restlessness.  
*Senec. Mus.*, restlessness with pains. ♀.  
*Serp. ez.*, sleep. p.  
*Sialikand*, restlessness with expectoration of mucus.  
*Strych. f. St. Ign.*, restlessness.  
*Tabac.*, its endermic application produces sleep. Surely nicotine will do this in a much higher degree.  
*Tabaššir*, restlessness with cough.  
*Tuj. (H.)* restlessness. g. n.  
*Uva Passa maj.*, with white poppyseed (taken once every day) removed in a week habitual restlessness.  
*Vinc. min. fol.*, restlessness. p.  
*Xanthox. sem.*, restlessness with cough.  
*Zinc.*, lethargy.  
*Zinc. iod. amygd. ol.*, restlessness with fever. p.

Some Eastern preparations promoting sleep, are the following :

Opium and white poppy-seed ; or opium, henbane leaves, and white sesamum seed, of each equal parts. The three latter, or the two first, are mixed, with the juice of the willow, into a mass, from which one grain pills are prepared. The dose of either preparation is from one to two pills. a.

RHAGADES, v. Skin-diseases.  
 RHEUMATISM, v. Pains.  
 ROUGHNESS AND CRACKS OF THE SKIN, v. Skin-diseases.  
 RUPTURES, v. Hernia.  
 SALIVATION and PTYALISM.

*Absynth.*, salivation. p. g. n., salivation at night, with indigestion. g.  
*Acoo. cort.*, salivation.  
*Achy. aspera sem.*, salivation. g.  
*Agaric. alb.*, salivation. g. n.  
*Alcanna*, salivation. p. g. n.  
*Althæa*, salivation. p. g. n.  
*Alum. cr.*, salivation.  
*Ammoniac. gummi*, salivation. p. g. n.  
*Anac. Orient.*, salivation. p. g. n.  
*Antim. tart.*, mercurial ptyalism.  
*Araneum*, salivation.  
*Argem. Mexic. sem.* g. n.  
*Argent. fulm.*, mercurial ptyalism.  
*Argent. nitric. f.*, salivation.  
*Arsen.*, salivation when asleep, with excessive thirst.  
*Arum Coloc.*, salivation. p.  
*Aterneæ*, salivation. g. n.  
*Aurant. dulc. flav.*, salivation with nasal catarrh.  
*Aurum nitro-muriat.*, salivation, or ptyalism. g.  
*Basella rubra*, salivation. p. g. n.  
*Bassia latifol. fruct.*, salivation by night. p.  
*Bellad. extr.*, salivation. g. n.  
*Bertholot.*, salivation. p.  
*Bolus Armen.*, salivation, ♀.  
*Calumb. rad.*, salivation. p.  
*Campech. lign.*, salivation. g. n.  
*Canthar.*, salivation. p. g.  
*Carbo veg.*, salivation or ptyalism.  
*Caryoph. arom.*, salivation.  
*Cassia Kharn. N.*, salivation. p. g. n.  
*Cassia lign. fol.*, salivation. g.  
*Cassia Tora*, salivation. p.

- Celastr.*, salivation. F. G.  
*Chinin. sulph.*, salivation.  
*Cichor. rad.*, salivation. F.  
*Cinnam. flor.*, salivation. G.  
*Cleom. pentaph. hb.*, salivation. G. N.  
*Cleom. pentaph. sem.*, salivation.  
*Conii macul. extr.*, salivation. G.  
*Corchor. frutic.* salivation. G. N. .  
*Costus nig. Cashm.*, salivation, with or without fever. Salivation by night. G. M. and N. 14.  
*Croos.*, salivation, ♀.  
*Cucum. acutang. P.*, salivation.  
*Cucum. sat. sal. succ. (H.)* salivation. F.  
*Cumini sem.*, salivation. F. G. N.  
*Cup. sulph.*, salivation. F. G. N.  
*Cycad. revol. sem.*, salivation, ♀.  
*Daphne Sunnerkat*, salivation.  
*Dat. Stram. flor. & rad.*, salivat. G. N.  
*Deals. Root for fever*, salivation G. N.  
*Deals. Root for Sorsum*, salivation. F. G. N., with fever. G.  
*Deals. Root for Torkee*, salivation. F. G. M. and N. 14.  
*Delph. Ghafes flor.*, salivation.  
*Dulcam.*, salivation.  
*Elater.*, salivation.  
*Elaegn. angustifol.*, salivation.  
*Embryopt. glutinif.*, salivation. F.  
*Euphorb. Agrar. (aff. spec.)* salivation.  
*Euphorb. thymifol.*, salivation.  
*Fic. Caric. sem.*, salivation. F. G. M. & N.  
*Fic. glom.*, salivation F. G. N.  
*Fumar.*, salivation. G. N.  
*Graphit.*, salivation.  
*Guiland. Bonducc.*, salivation. F. G.  
*Hermolact. amar.*, salivation.  
*Hyasop.*, salivation. (♀. N.)  
*Indig. nitric. acid.*, salivation.  
*Ipom. cerul.*, salivation. F.  
*Ipom. cuspid. flor.*, salivation.  
*Jalape mirab. rad.*, salivation. G. N.  
*Jasp.*, salivation or ptyalism. F.  
*Jugl. reg. putam. succ. inespice.*, salivation.  
*Kali bichromat.*, salivation.  
*Kali oxymur.*, salivation. (♂. ♀.)  
*Keiskeila*, salivation or ptyalism.  
*Kunkolmirch*, salivation. G. N.  
*Lacca in gran.*, salivation. G. N.  
*Leonur. Royl.*, salivation.  
*Leporin.*, salivation. G. N.  
*Lichen odorif.*, salivation or ptyalism. F. G.  
*Lycopod. sem. (H.)* salivation. F. G.  
*Maais*, salivation. G. very G. (with or without honey).  
*Major.*, salivation. G. N.  
*Mamma Tseg h u l*, salivation. F.  
*Marrub. alb.*, salivation, ♂.  
*Meccan. bals.*, salivation. G. N.  
*Meliss. Azed. fol.*, salivation. F.  
*Menisperm. glabr. fac.*, salivation.  
*Mercur. dulc.*, salivation or ptyalism. G. N.  
*Mercur. solub. Hahn.* salivation.  
*Mercur. sublim. corros.*, salivation. F. G.  
*Mercur. viv.*, salivation. G. N.  
*Moring. Sah. gummi*, salivation.  
*Mutella Antiquens.*, salivation.  
*Myrobal. Beller.*, salivation. F. G.  
*Myrobal. Embl.*, salivation. F. G. N.  
*Myrobal. nig.*, salivation. G. N.  
*Nelumb. spec. flor.*, salivation.  
*Nepeta Catar.*, salivation. F. G.  
*Nitric. acid.*, salivation.  
*Ocim. sanct. rad.*, salivation. F.  
*Onosm. macroceph. flor.*, salivation, with mucous expectoration.  
*Opium pur.*, salivation. G. N.  
*Pastinaca Seceeu l*, salivation.  
*Persic. nucl.*, salivation with catarrh.  
*Petrosel.*, salivation. G. N.  
*Phaseol. aconitifol.*, salivation.  
*Picrorrhiza k u r o o a*, salivation. G. N.  
*Piper long.*, salivation.  
*Plantago maj.*, salivation.

*Podophyll. Emodi fol.*, salivation.  
*Polanis.*, salivation by night. F.  
*Prunella Cashm.*, salivation. G. N., with pains of the joints. e.  
*Psyllis sem.*, salivation. G. N.  
*Punic. lap.*, salivation, with acidity at night, and internal burning.  
*Pyrethr.*, salivation.  
*Quass.*, salivation. F.  
*Raphani sat. sem.*, salivation, also when asleep.  
*Rheum Australe*, salivation. F. G.  
*Rumex Acetos.*, salivation (with tooth-ache).  
*Salic. Egypt. flor.*, salivation. F.  
*Sapii Indici nuc. cort.*, salivation by night.  
*Scorpion.*, salivation. F. G. N.  
*Selen.*, salivation. F. G. ♀.  
*Senega*, salivation, also of a salt taste.  
*Sepia succ.*, salivation. F.  
*Serpent. exuv.*, salivation or ptyalism.  
*Silic.*, salivation. G. N., G. where it was accompanied by epiphora, burning heat, pricking, &c.  
*Smilax China*, salivation. G. N.  
*Spong. usta*, salivation. G. N., G. ♀.  
*Squilla mar.*, salivation with catarrh.  
*Strychnin.*, salivation and pain of the mouth. F.  
*Strychn. nuc. com.*, salivation with difficulty of hearing, and also with stomach disorders.  
*Tamarind. sem.*, salivation.  
*Tarax.*, salivation. F.  
*Turpeth.*, salivation (when asleep). F.  
*Umbellif. Butazeri*, salivation. F.  
*Unguis odor.*, salivation with indigestion. M. and E.  
*Verbasci fol.*, salivation.  
*Vespar. mel.*, salivation.  
*Vitex Neg.*, salivation. F. G.  
*Warburgii tinctura antifebr.*, salivation. F. G.

*Xanthoxyl.*, salivation. F. G. N.  
*Zinc. sulph.*, salivation.  
*Zysyph. Jujub. gummi*, salivation (by night) M. and N. 14.

SCAB, v. Skin-diseases.  
 SCALD-HEAD, v. Skin-diseases.  
 SCALDS, v. Burns, &c.  
 SCARLATINA, v. Fever, &c.  
 SCIATICA, v. Pains.  
 SCROFULA, v. Glands—diseases of.  
 SCURF ON THE HEAD, v. Skin-diseases.  
 SEA-SICKNESS, v. Vomiting, &c.  
 SENSATION OF HAVING SOME LIVING THING MOVING ABOUT IN THE STOMACH OR BOWELS.

*Croc. sat.*  
*Kali hydroc.*

SEROUS DISCHARGES, v. Ulcers, &c.  
 SHORT BREATH, v. Asthma, &c.  
 SKIN-DISEASES, OR CUTANEOUS DISEASES—CHRONIC, AS:  
 ACNE (*pimples or little tubercles in the face*).  
 CRUSTA LACTEA (*scurf on the head of new-born infants*).  
 DESQUAMATION OF THE EPIDERMIS (*separation of the scarf-skin or cuticle*).  
 ELEPHANT-LEG, OR BARBADOES-LEG, OR COCHIN-LEG (*a kind of lepra*)—*disease peculiar to the East*.  
 EPHELIS (*eruption of freckles*).  
 FURUNCULI (*boils—a proper med. term*).  
 HERPES (*letter*); CIRCINAL (*ring-worm*); CRUSTACEA (*with a crust*); LABIALIS (*on the lip*); MADIDUS (*humid*); PREPUTIALIS (*on the fore-skin*); PUSTULOSUS (*pus-tular*); SCROTAL (*on the cutaneous envelope of the testes*); SQUAMOUS (*in form of scales*).

LEPRA INDICA (*leprosy of the joints or elephantiasis of the Jews, Greeks, Arabs, or Hindoos*).

LEPRA ALPHOIDES or Lepra maculosa—Vitiligo-alba (*leprosy eruption of white patches*).

LEPRA NIGRICANS or Lepra maculosa-Vitiligo-nigra, (*leprosy eruption of black patches*).

LICHEN TROPICUS (*prickly-heat\**).

MILIARIA (*small vesicular eruption*).

NÆVUS (*mother-marks, or moles*).

PAPULA (*little pimples*).

PENPHIGUS (*eruption of large vesicles, or bullæ*).

PRURIGO (*sensation of severe itching*).

PSORA, OR SCABIES (*itch*).

PSORIASIS TROPICUS (*tropic itch†*).

\**Prickly heat (Lichen tropicus)* is a well-known cutaneous affection in the East, affecting, more or less, both natives and foreigners during the summer, irrespective of differences in the colour of the skin. It is not dangerous; appears only locally as a reddish eruption of small vesicles, attended with itching, burning, and a sensation of pricking like that of needles. The vesicles discharge a serous fluid when scratched. The eruption generally disappears at intervals during the day, reappearing at once upon the slightest causes, as perspiration, excitement, &c. The parts especially attacked by it are, the chest, neck, shoulders, and the inside of the arms.

† *Tropical itch (Psoriasis tropicus)* is peculiar to the East, though less common than the preceding. Though not actually attended with danger to life, it is a very severe disease. It is common in Lahore, where the natives regard it as a form of leprosy; and indeed, in its general appearance, it would seem more akin to that class of disease than to scabies. It differs, however, from leprosy, by being neither contagious nor hereditary, and by confining itself to the lymphatic system of the skin and the urinary organs, instead of attacking also the bones and disfiguring the face, as does leprosy; by which the patient may be recognised at a distance, by his peculiar features, as a leper.

In my experience I found, in Lahore, more men than women suffering from the tropical itch, and particularly soldiers, beggars, faqueers and villagers; those indeed most exposed to the scorching rays of an Eastern sun, rather

PSORIFORM ERUPTION (*eruption similar to itch*).

PUSTULES (*suppurating pimples*).

RHAGADES (*dry fissures*).

SQUAMÆ (*scales on the epidermis*).

TINNA CAPITIS (*scald head*) as also: ERUPTION OF PATCHES, † WARTS, WENS, &c.

*Abelm. sem.*, acne. Lichen tropicus.

*Abrus pr. sem.*, herpes preputialis. P.

The white seed prepared with oil of sesam, applied in the evening, and washed off in the morning, for lepra alphoides. R. Bleeding wen on the head.

*Absynth.*, scabies. P. G. M. & R. Lichen tropicus.

*Acac. cort.*, herpes with itching, sensation of burning and pricking.

than females, persons comfortably circumstanced, and inhabitants of towns.

The symptoms of this disease consist of burning, itching and pricking of the skin, with desquamation of the cuticle, redness, and the eruption of itching, painful, herpetic patches. The eruption will often disappear, to return again from the blowing of the wind, or after a bath. Other general symptoms are, inflation of the body, subsultus of the stomach, with sensation of internal burning, redness and scalding of the urine. Moreover, the skin inflames and swells wherever scratched; but otherwise is dry and cracked; and rhagades and fissures especially occur on the palms of the hands and soles of the feet. The rays of the sun, even in winter, are insupportable to patients afflicted with this malady, and produce oppression. In some rare instances blisters and ulcers form mostly about the nails, or the soles of the feet. A characteristic feature of this disease is, anaesthesia, or insensibility of portions of the skin, either at any part of the surface, or, as is usually the case, on the arms and feet. I have been surprised that none of the English writers on tropical diseases have mentioned this last leading symptom. Is it indeed that this malady, like that known as serpent-love, mentioned in Vol. I. p. 140., is peculiar to the Punjab? That such may be the case, has induced me to enter into a particular description of the two.

‡ "*Eruption of patches*" is a cutaneous disorder peculiar to the East, and in its characters appears as a milder form of tropical itch.

- Acac. Cabul. fl. & fol.*, sensation of burning. *r.*
- Acac. sem.*, acne. *m.* 7. Sensation of burning and pricking. *g.* Psoriasis tropicus. *g. n.*
- Acanthac. Ootungun*, boils. *g. n.*
- Achyr. asp. rad.*, miliaria.
- Achyr. asp. sem.*, ephelis. Periodical eruption of patches. *r. g.* *Lepra nigricans*. Herpes and itching, after a serpent's bite. Periodical pemphigus, after a serpent's bite. Dryness of the skin, prurigo and squamæ. *r.*
- Acon. Fer.*, furunculi on the gluteal region, (breech) *♀*.
- Acon. Nap. extr.*, sensat. of burning *♀*.
- Agar. a.*, ephelis. *m.* Lancinating pain in the chest, with sensation of burning in the stomach. Boils. *r.*
- Ajouaisn*, herpes labialis.
- Ajuga Deals.*, boils. *r. g.*
- Ajuga dec.*, herpes labialis. *r. g.*
- Alcanna*, psoriasis tropicus, perfectly formed. Herpes labialis.
- Allium sat.*, applied on an herpetic ulcer, caused a white patch, like *lepra alphoides*. (*v. Arg. nit. f.*, *Ars.*, *Cup.*, *Ran.*, *Laws. in.* & *Ruta*) Lancinating pain. *r.*
- Allh. fl.*, tinea capitis.
- Ambra gr.*, desquamation of the epidermis, and rhagades.
- Amman.*, boils. *r. g.*
- Ammon.*, *v. Ars. amm.*
- Amygd. am.*, psora. (The distilled water of bitter almonds as a lotion). *Тонр.* *Lepra nigricans* (application). *r.*
- Anac. or.*, cured papulæ of the head and face, by producing itching. *m.* and *n.* 30. Itching pustule on the head. Humid boil, *♀*. Wens, warts, &c.
- Anagallis cer.*, scabies, with *♀*. Psoriasis tropicus.
- Antimonialia*, chronic miliaria.
- Ant. sulph. n.*, boils. *r. g.* Itching of hands and feet.
- Ant. tart.*, pustules. *g. n.* Miliaria with sweating, and pricking sensation, when touched by the clothes. *r.*
- Areca Cat. nux a.*, itching psoriform eruptions.
- Areca Cat. nux a.*, *A. Serp. exuv.*, chronic itching herpes.
- Areca Cat. nux n.*, itching boils, *♀*.
- Argem. Mez. sem.*, general eruption of papulæ. *r.*
- Arg. fulm.*, blackness of the palms of the hands, as also of the nose, in cold (*R. sol.*) Dose every second day. White scars from scalds. Papulæ and pustules. *r.*
- Arg. nitric f.*, blackish colour of the face. Itching boils. Scars from scalds. Herpes. White scars from crowfoot (*Ranunculus*) probably also those from arsenic, garlic, &c.
- Arist. longa*, scabies.
- Arn. (R.) rhagades.* *r.*
- Ars.*, lupus. Pustules on the head. Applied on a sore or humid part, produced white scars, like garlic, copper, &c.; perhaps the endermic application of the latter in such cases might prove useful? (*v. Kali hydriod.* with *Ars.*, *Rhus* with *Ars.*, *Sars.* with *Ars.*, *Serp. exuv.* with *Ars.*)
- Ars. amm.*, psora.  $\frac{3}{5}$  of a grain pro dosi. *r.*
- Ars. pot.*, different kinds of eruptions.
- Acne. Boils, *♀*. Herpes crustacea of the beard, *♀*. Tinea capitis. *g. n.* (*v. Rhus Toz.*)
- Ars. sod.*, burning and pricking in the skin with pain, &c.

*Arum camp.*, boils. P. G. Miliaria, in ♀. P.  
*Asa f.*, yellow or blackish discoloration of the face. Boils. P. Scabies. ТОНР.  
*Aspar. asc.*, sensation of burning in the feet.  
*Aspar. Halion sem.*, redness of the body with vomiting. M. and E.  
*Aspid. fol.*, prurigo. P.  
*Aternee*, miliaria on the whole body. P. Black, spotted, itching eruption. P.  
*Aur. nitr. mur.*, herpes, ♀.  
*Auripigm.*, pustules. Corroding herpetic ulceration.  
*Bar. carb.*, burning and pricking, with itching and exudation. Pustular eruption, extending from the chest upwards. Intractable cutaneous affections. R.  
*Bar. nitr.*, psoriasis tropicus (diminish- ing the sufferings).  
*Bdell.*, scabies. G. N. Miliaria, prurigo, and eruption of patches. P.  
*Behen a. r.*, acne. Prurigo. P. G. Facial eruption. P.  
*Belamn.*, suppressed eruptions. P.  
*Bell.*, prurigo and redness of the body, aggravated by baths, or by the blow- ing of the wind. (v. Description of psoriasis tropicus.)  
*Berb. Lyc.*, prurigo. P. Scabies (the application). ТОНР.  
*Bign. Ind. sem.*, prurigo. P.  
*Bist.*, prurigo. P.  
*Bhum. aur. sem.*, scrotal herpes, ♀. Psoriasis tropicus. M. and E.  
*Bol. Arm.*, painful boils. ♀.  
*Bor. Ven.*, desquamation. Pustules. Aggravating eruption of the head, by arresting diarrhœa. M. 7.  
*Bov.*, rhagades. Frequent changes in the color of the face. R.

*But. frond. gummi*, prurigo.  
*Cacal. Kl. fl.*, lepra Ind.  
*Cacal. Kl. hb.*, itching, herpetic, psori- form, or ♀., eruptions. M. and E. Periodical eruption of patches.  
*Cal. ar.*, white patches. ТОНР.  
*Calc. carb.*, burning, pricking, and itching about the anus and testicles, where herpes previously existed.  
*Calc. chlor.*, scabies.  
*Calebr. opp.*, boils. Itching patches. Lepra Ind.  
*Calotr. gig. fol.*, burning and pricking.  
*Calotr. gig. rad. cort.*, itching of the scrotum, with swelling. Itching of the penis. Boils on the breech, (gluteal muscles). Herpes, ♀. Lepra Ind. M. and E. Little white spots. P. (v. *Laws. in.*)  
*Calotr. gig. succ.*, application on sore parts removed the itching but caused blindness, by making the cornea dim and lessening its transparency. Frictions with this juice, pricking pain. P. (v. *Laws. in.*)  
*Calumb. rad.*, lancinating pain. P.  
*Camp. A. Arec. Cat. nuc. carbo.*, internal burning heat, ♀. M. and E.  
*Cannab. Ind. Cashm. rad. cort.*, ulcers of the feet, in lepra Ind.  
*Canth.*, sensation of burning and pricking. Itching pustules. Facial spots. P. G. N. Dry itching, and squamæ. P. Scabies. ТОНР. Can- tharides, burned, applied with oil, re- move patches and scars of small-pox. ТОНР. When burned, and rubbed on denuded warts and excrescences, they cause them to dry up. ТОНР.  
*Capp. spin. rad.*, red, itching pustules. Pustules, similar to small-pox. P.  
*Carbo an. (Erin. u.)* prurigo. P.  
*Carbo veg.*, patches, ♀. Boils. P.  
*Cardam. maj.*, prurigo. P.

- Cariac. Car. fl.*, itching herpes, ♀.  
TONF.
- Cariac. Car. fol.*, desquamation Elevated patches. P.
- Carpes. rac.*, periodical papulæ with prurigo.
- Carpobala.*, lepra nigricans.
- Carth. t. sem.*, prurigo. P.
- Cascar.*, prurigo, also itching of the eyes.
- Cass. Abs. sem.*, patches appearing after bathing. (v. Symptoms of psoriasis tropicus.)
- Cass. al.*, boils and burning, itching and miliary eruptions. P. G. M. & N.
- Cass. Fist. pulpa.*, boils.
- Cass. Fist. sem.* (H.) all Indian leprosy, even elephant leg; in which the continued administration for one or several months is necessary, but only in doses every second or third day. The external use of it may also be tried.
- Cass. lign.*, squamæ. G.
- Cass. lign. fol.*, rhagades. Ulcers on the chin, and under the nose. P.
- Cass. Toræ.*, itching eruption of patches. G.
- Castor.*, herpes and patches (the application). R.
- Cavst. lix.*, warts (application). R.
- Celastr. pan.*, reddish acne, on one side. 4 times 12.
- Cera citr.*, boils. Sensation of burning in hands and feet. M. and R.  
(v. Burning internal—sensation of)
- Cervi c. u. a.*, stimulating the bursting of boils.
- Cham. v.*, v. Sars.
- Chautilmoogra od.*, itching vesicles on the penis. P. Itching papulæ on other parts. G. Pustules. P.
- Chel. maj.*, v. Burning, internal—sensation of,
- Chenop. a. Ab.*, v. Burning, internal—sensation of,
- Chenop. a. sem.*, psora. Squamous tinea capitis; also crustaceous herpetic tinea. P. Black spots. TONF.
- Chin. cort.*, v. Children—diseases of,
- Chin. sulph.*, nettle-rash. P. G. Boils on the head, and erysipelas. P.
- Chitraca.*, prurigo. P.
- Churrus.*, blackness of the palms, when cold. Herpetic patch, ♀.
- Cich. fol.*, skin-diseases. R. Eruption of patches. P.
- Cic.*, herpetic eruption behind the ears.
- Cinnab.*, herpes preputialis. Blackness of the skin. P. Fumigations with cinnabar are in itching of the anus. R. An ointment made of cinnabar one drachm and a half, camphor half a drachm, and lard one ounce and a half, is in herpes. R.
- Cinnam. fl.*, itching of the eyes.
- Clem. erecta.*, boils.
- Cleom. pent. sem.*, lepra alphoides, after a serpent's bite.
- Clerod. infort.*, itching of the nose. Itching, ♀. Chronic pustules. Scabies. G. N.
- Coccul.*, psora. Itching in the ear. P. Cutaneous diseases. R.
- Coff. Ar.*, lancinating pain of the penis and anus. P. Pemphigus. TONF.
- Colch. aut.*, patches. Miliaria. P.
- Coloc. fr.*, miliaria. Patches on the chest, P.
- Coloc. rad.*, scabies. P.
- Commel. nud.*, itching of the anus with hæmorrhoids.
- Comp Zerbabri.*, lancinating pains, ♀.
- Compressio.*, nævus (in prominent kinds). R.
- Con.*, itching eruptions. Boils, ♀.
- Conyza anth.*, lepra alphoides.
- Conv. arg.*, boils. P.



- Cop. bals.*, reddish patches.  $\mathbb{P}$ .
- Corch. frut.*, lepra Ind., with prickly pain. Boils.  $\mathbb{P}$ .
- Coriand.*, prurigo.  $\mathbb{P}$ .  $\mathbb{G}$ . Eruption of patches, appearing after washing.  $\mathbb{G}$ .  $\mathbb{N}$ . Pemphigus.  $\mathbb{P}$ .
- Cost. Ar.*, facial spots.  $\mathbb{T O H F}$ .
- Cost. n. Cashm.*, lepra alphoides. Eruption of elevated patches, with itching.
- Cotyl. lac.*, psoriasis tropicus. Pemphigus.  $\mathbb{P}$ .
- Creos.*, prurigo.  $\mathbb{P}$ .  $\mathbb{G}$ . Boils. Lepra nigricans. Pain in the joints. Sensation of burning and pricking. Creosote, half a drachm, with one ounce of lard, made into an ointment, is for itching, dry and humid herpes, especially in old persons.  $\mathbb{R}$ .
- Croc. sat.*, eruption, looking like fleabites.
- Crot. Tigr.*, miliaria,  $\mathbb{Q}$ . Rhagades. (*v. Sinap*.)
- Crust. Djinge*, rhagades. Black patches. Prurigo, with burning and pricking pains.  $\mathbb{P}$ .
- Crust. Mahé roobean*, rhagades.  $\mathbb{M}$ . and  $\mathbb{R}$ .
- Cucum. acutang. P.*, psora.
- Cucum. sat. sal. succ.* ( $\mathbb{H}$ .) itching of the scrotum.  $\mathbb{P}$ .
- Cucum. ut.*, making the skin clean and polished.  $\mathbb{T O H F}$ .
- Cucurb. Citrull.*, scabies.  $\mathbb{T O H F}$ .
- Cucurb. Citrull. sem.*, psoriasis tropicus.
- Cucurb. Lag.*, lepra alphoides.  $\mathbb{R}$ .
- Cyp. amm.*, herpes madidus, or pustulosus, on the head or in the beard.
- Cyp. met.*, patches with prurigo.  $\mathbb{M}$ . &  $\mathbb{R}$ . Prurigo. Facial spots. Miliaria. The application on a wound left a white scar, like *Allium*, *Ars.*, &c.
- Cyp. sulph.*, itching papulae on the shoulders.  $\mathbb{P}$ . In itching on the anus or the genitals, a weak solution of it locally applied,  $\mathbb{R}$ . (*v. Children—diseases of*)
- Cusc. longa*, boils.  $\mathbb{P}$ . Polished skin.  $\mathbb{P}$ .  $\mathbb{T O H F}$ . Scabies (the application)  $\mathbb{T O H F}$ .
- Cusc.*, miliaria.  $\mathbb{P}$ .
- Cusc. sem.*, eruption of patches.
- Cycad. rev. sem.*, insensibility (*v. Palsy*).
- Cyn. Du b.*, scrotal herpes.
- Cyp. long.*, tinea capitis.
- Dactyl. nucl.*, psoriasis tropicus. Boils.  $\mathbb{P}$ .
- Daph. Sunnerkat*, sensation of burning and pricking.
- Datic. Cann. rad. cort.*, sensation of burning and pricking. Acne with cervical nodes. General papular eruption, in  $\mathbb{Q}$ .  $\mathbb{P}$ .
- Datic. Cann. sem.*, lepra Ind. Psoriasis tropicus.
- Dat. mart.*, sensation of burning and pricking.
- Dat. Stram. fl.*, pemphigus.  $\mathbb{P}$ .
- Dat. Stram. fol.*, whiteness of the palms, as if covered with flour. Fleshy excrescence (wen).
- Dat. Stram. sem.*, psora.  $\mathbb{R}$ .
- Deals. Root for fever*, herpetic itching. Psoriasis tropicus. Miliaria.  $\mathbb{P}$ .
- Deals. Haroontootia (spec.)* boils.
- Delphin. paucifl.*, prurigo.  $\mathbb{P}$ .
- Dig. purp.*, boils on the head. Prurigo.
- Diorit.*, dry itching.  $\mathbb{P}$ .  $\mathbb{G}$ .
- Dol. prur.*, miliaria. Prurigo.  $\mathbb{M}$ . &  $\mathbb{R}$ .
- Doodaea*, nettle-rash on the spine. Shifting, burning and lancinating pain. (*v. Burning, internal—sensation of*)
- Dulc.*, squamæ. Scabies. Insensibility of some parts of the integument.
- Eleagn. ang.*, prurigo.  $\mathbb{G}$ .
- Embryopt. glut. fr.*, *v. Merc. subl. corr.*
- Euph. Agr. (aff. spec.)* psoriasis tropicus.  $\mathbb{M}$ . &  $\mathbb{R}$ . Psoriform eruption. Eruption of patches in the evening.

- Itching, squamous herpes. Periodical, red acne. Prurigo. *r. o.*
- Euph. Cashm. Tshok*, prurigo. Eruption, ♀.
- Euph. epilh.*, boils. Herpes. *o.*
- Euph. long.*, eruption of patches, appearing periodically. Miliaria and squamæ. *r.* Application on denuded warts. *z.*
- Euph. serr.*, itching of the eyes. *r.*
- Euphr.*, itching, burning and pricking.
- Fagon. Ar.*, insensibility of the integument. Rhagades, and cracked skin. Scrotal itching. Itching abscess on the genitals. *m. & z. 60.* (*v. Palsy.*)
- Fic. Car. sem.*, insensibility of the integument. (*v. Burning, internal—sensation of.*)
- Fic. glom.*, herpes labialis. *r.*
- Fic. Ind.*, pustules and miliaria, with itching and burning sensation. *r.*
- Fil. mas*, pemphigus; containing acrid, corrosive humors.
- Fœnic. rad.*, itching eruption of patches. *r.*
- Frit. cirrh.*, prurigo. Papulæ. Boils.
- Fumar.*, leprous patches.
- Fung. ign.*, miliaria in the palms of the hands. *r.*
- Gagerming*, pustules on the head. Miliaria.
- Galena*, itching of the hands & feet. *r. o.* Facial patches in ♀. *r.*, without ♀. *o.*
- Galla T., v. Myrobal.*
- Gard. dum.*, lepra alphoides. The application *z.* Insensibility of the integument. *o. n.*
- Geran. prat.*, lepra Ind. Scrotal itching, ♀.
- Geum et.*, burning and itching. Itching papulæ. Boils. *o.*
- Gmel. As.*, scrotal itching, at night. Scrotal herpes. A relapse of prurigo. *r.*
- Goss. fulm.*, boils. *r.*
- Goss. sem.*, eruption of patches with fever. *m. and z.* Chronic pustules. Boils, *r.* Insensibility of some parts of the integument. *o. n.*
- Gourbooti*, herpes pustulosus on the scrotum and perinæum. Red miliaria. *r.*
- Granat. ac. rad. cort.*, prurigo. *r. o.* Itching eruption of patches, after vomiting. 4 times 12.
- Graph.*, itching herpes.
- Grew. As fr.*, itching and pricking, in ♀. *r. o.* Facial eruption, ♀. (*Æ.*) Psoriasis tropicus. (*v. Burning internal—sensation of*)
- Griek. tom.*, prurigo. ♀.
- Guil. Bond.*, critical eruption. *r. o.* Lichen tropicus, with gaseous eructation. Patches. Sensation of burning, itching and pricking in the skin. *r. o. n.*
- Gund. Zulm sem.*, eruption of patches. Itching papulæ.
- Gyps. Setselajit*, painful papulæ on the cheek. *r.*
- Harm. Ruta*, psoriform eruption. *r. o. n.* Miliary eruption on the inside of the thighs. *r.* Elevated, deciduous eruption of patches. *r.*
- Haroonootia*, scrotal boils. *r.*
- Hedys. Deisterdane*, prurigo, ♀. *m. & z.* Chronic, elevated patches, ♀.
- Helict. Isora*, herpes labialis, ♀.
- Helleb. a.*, lepra Ind. Scabies.
- Hemid. Ind.*, itching eruption, ♀. *r. o.* Insensibility of the integument. *m. & z.* (*With lepra Ind. n.*)
- Heracl. div.*, itching eruption of patches. Lepra alphoides. Itching erupt. *r.*
- Hibisc. Trion.*, eruption of patches. Prurigo. *o.*
- Hirudo med.*, application of ten leeches, every third day, for 3 times, cured herpes maddus on the foot.

*Hollow. pill. sol.*, scrotal itching. *g.*  
*Hossen Jussif*, boils on the anus.  
*Hoya vir.*, prurigo, sensation of burning, and patches. *r.*  
*Hyosc. n. fol.*, burning at the soles. *r. g.*  
 Pustules on the chin. *r.*  
*Indig.*, boils.  
*Indigof. Anil*, lancinating pain, *♀.*  
*Inula Hel.*, scabies. Itching. Scrotal herpes. *r.*  
*Iod.*, *v. Merc.*  
*Ipec.*, nævus (after *Serp. ex.* previously administered, and which had produced vomiting and purging).  
*Ipom. car.*, itching and burning, *♀.*  
*Ipom. dasyep.*, insensibility of the integument.  
*Jal. Conv.*, itching of the eyes. *r.*  
*Jal. mir. rad.*, sensation of burning and pricking in the skin, with pain in the joints. *r. g.* Psoriasis tropicus. Boils, and miliary, itching eruption. *r.*  
*Jal. mir. sem.*, sensation of burning and itching. Powdered and mixed with water, applied to warts, is said to promote their speedy disappearance.  
*Jatropha Curc.*, scabies.  
*Jugl. reg. ligni cort.*, itching, scrotal herpes, *♀.*  
*Junip. bacc.*, psoriform eruption.  
 Prurigo. *r.*  
*Just. Nas. fl.*, lepra Ind. Psoriasis tropicus. Itching herpes.  
*Kali bichrom.*, boils on the feet. *r.*  
*Kali carb.*, prurigo. Psora.  
*Kali hydriod.* (*H.*) lichen tropicus. Pustules on the chin. Sensation of burning and pricking on the skin, with pain in the joints. Nævus. (*v. Sulph.*)  
*Kali hydroc.*, cracked lips. Scrotal herpes, in *♀.* *r.*

*Kali Sals. hb. fam.*, herpes, in *♀.* *r.*  
*Kali sulph.*, pemphigus. Itching miliaria, and also boils with, or after fever. Inveterate cutaneous affections. Psoriasis tropicus. *o. n.*  
 Rhagades on hands and feet. *r.*  
*Kris*, itching pustules. *r.*  
*Lacca in gr.*, pricking. *r.*  
*Lactucar.*, general eruption of papule. *r.*  
*Lamin. sacch.*, herpes labialis. Eruption of patches, as also boils on the head and forehead. *r.*  
*Lamium a.*, insensibility of the integument.  
*Laws. in.*, lepra Ind. Psoriasis tropicus. Boils. *r.* In obstinate cutaneous diseases (the application). *ТОНР.* For example, the bruised herb with water, prepared as a cataplasm, may be applied to the patches; which, after the lapse of one hour is washed off, and then followed by the application of castor-oil or whey. Indian physicians use at the same time pills of *Calotropis gig.*, prepared with black pepper.  
*Led. pal.*, prurigo. *r. g.* Herpes of the beard, *♀.* Red patches. Miliaria. Acne.  
*Leon. Royl.*, sensation of burning, itching and pricking, *♀.*  
*Lepid. sat. sem.*, boils. *r.* Facial patches (application). *ТОНР.*  
*Lepor. sangv.*, insensibility of some parts of the integument. Rhagades. Miliaria, round the eyes. *r.* Facial patches. (The application.) *ТОНР.*  
*Leuc. ceph.*, scrotal rhagades in *♀.* *r.*  
*Lich. odor.*, eruption of patches. Black spots, periodically appearing.  
 Acne. *r.*  
*Lini sem.* (with honey) itching papule. *r.*

- Lithanth.*, papulæ on the forehead.
- Lupin. a.*, psoriform eruption with patches. Itching papulæ, in ♀. P.
- Lup. Hum.*, chronic pustules. Boils.
- Lyc. hb.*, patches. Warts. Pustules. G. N.
- Lichen tropicus.* P.
- Magn. carb.*, miliaria. Red herpetic patch. Papulæ. Boils. Itching of the eyes. Dry skin with excessive itching. Sensation of burning. Insensibility of the integument, generally.
- Magn. mur.*, pustules.
- Major.*, itching of the eyes. Facial patches. Itching herpes. Boils. Blackness of the tip of the nose, and itching of the anus. P.
- Malvac. To dre e*, itching of the eyes. Scrotal herpes.
- Mameera Cashm.*, miliaria. Boils. P.
- Mang. carb.*, inveterate cutaneous affections.
- Mango nucl.*, itching of the eyes. Sensation of burning in the hands and feet. (v. Burning, internal—sensation of)
- Manna Teg h u l*, boils. P. G. Tinea capitis. Prurigo and herpes. P.
- Mant. ov. mass.*, psoriasis tropicus. G.
- Marant. fac.*, papulæ and discoloration of the skin, as in psoriasis tropicus. P.
- Mar. Syriac.*, dry skin. Patches.
- Meconops. Nep.*, scabies.
- Melandr. tr.*, lepra Ind. Boils.
- Melia Azed. fol.*, retrograded eruption, with fever. Sensation of burning and pricking on the skin and soles.
- Melia semp. sem.*, tinea capitis. Papulæ. Psora. Boils. P. Warts. Тонф.
- Menisp. gl.*, boils. Patches, with sensation of itching and burning. Lepra Ind. G.
- Menisp. hirs.*, general papulæ, with fever.
- Menth. pip.* (H.) herpes, ♀, on the perineum.
- Merc. d.*, critical eruption, generally. P.
- Merc. d. A. Iod.*, lancinating pains, ♀. (v. *Rhus Tox.*, *Sarsap.*, *Thuja.*)
- Merc. hydroc. linim.*, itching of the anus. R. (v. Females—diseases of)
- Merc. nitr. linim.*, various cutaneous diseases. R.
- Merc. prec. r.*, herpes. P.
- Merc. subl. corr. A. Embryopt. glut fol.*, prurigo, ♀. 4 times 12.
- Methon. glor.*, psoriasis tropicus. Insensibility of the integument, with lepra Ind. G. N.
- Mezer.*, black patches in the hands. P.
- Millefol.*, herpes, ♀. G. N.
- Mimos. Pud. sem.*, psoriasis tropicus. Boils on the feet. P.
- Momord. G u g e r v e l*, (in fever) Critical, facial eruption. P.
- Moring. Soh. gummi*, prurigo and boils, ♀. Insensibility of the integument, ♀.
- Moring. Soh. rad.*, boils. Roughness, and rhagades of the skin. P.
- Moring. Soh. sem.*, papulæ, continual eruption of fresh ones.
- Mori a. fr. n.*, eruptions of different kinds. P. (H.) Itching of the eyes.
- Moschat nux.*, cracked lips. Facial patches. Тонф.
- Mulged. rap. cort. & fol.*, eruption of papulæ. P. G. Boils.
- Murisin.*, herpes and warts (?) the application of mice-blood being a.
- Mutella Ant.*, prurigo. P.
- Myrica sap.*, facial patches. Тонф.
- Myrob. Beller.*, miliaria, periodically reappearing. P.
- Myrob. citr.*, itching of the eyes. P'so-

- riasis tropicus.  $\mu$ . and  $\pi$ . Lichen tropicus.  $\rho$ .
- Myrob. n.*, patches. Miliaria. Insensibility of the integument.  $\rho$ .  $\sigma$ .  $\kappa$ . Prepared with gall-nuts and vinegar in lepra Ind. (application).  $\pi$ .
- Myrt. bacc.*, itching, psoriform eruption.  $\mu$ . &  $\pi$ . Herpes,  $\phi$ .  $\mu$ . &  $\epsilon$ .
- Narciss. bulb.*, psoriasis tropicus.
- Nard.*, prurigo. Boils.
- Natr. m. Lah.*, cracked lips. Pustules on the eye.
- Nelumb. spec. fl.*, cracked lips. Herpes,  $\phi$ .
- Nelumb. spec. sem.*, warts on the fingers, in  $\phi$ .
- Nep. salviafol. hb.*, a painful,  $\phi$ . patch on the nape of the neck. Itching herpes pustulosus. Pricking pain of the skin.
- Nep. salv. rad.*, prurigo.  $\sigma$ . (*v.* Burning, internal—sensation of)
- Ner. antid.*, herpes crustacea on the foot,  $\phi$ .
- Ner. Odor. rad. mont.*, scrotal herpes.
- Ner. Oleand.*, insensibility of the integument.  $\sigma$ .  $\kappa$ .
- Nigell. sat. sem.*, psoriasis tropicus, with general pains. Eruption of patches. Prurigo.  $\rho$ . Insensibility of the integument.  $\sigma$ .  $\kappa$ .
- Nitr.* (application with bitter oil) prurigo, in the East,  $\pi$ .
- Nitr. ac.*, eruption. Rhagades. Herpes,  $\phi$ . Prickings.
- Numul. Shu dnuj*, herpes labialis.  $\rho$ .
- Nycterid.*, herpes of the ear. (*v.* Ear—diseases of)
- Nymph. a. sem.*, itching, scrotal herpes,  $\phi$ .  $\mu$ . and  $\pi$ . Burning sensation in hands and feet.
- Ocim. pil.*, itching patches.  $\rho$ .
- Ocim. sanct. rad.*, herpes labialis. (*v.* Children—diseases of)
- Olib. Ind.*, sensation of burning and pricking of the skin. Squamæ. Dry eruption, especially on the neck  $\rho$ .
- Onosm. macr. fl.*, prurigo.  $\rho$ .  $\sigma$ . (*v.* Children, and Females—diseases of) Insensibility of the integument.  $\sigma$ .  $\kappa$ .
- Onosm. macr. rad.*, psoriasis tropicus.  $\rho$ .  $\sigma$ . Bleeding ulcers on the feet.  $\rho$ . Insensibility of the integument.  $\sigma$ .  $\kappa$ .
- Op. mur. ac.*, itching, crural herpes. Psoriform eruption.  $\rho$ .
- Op. pur.*, scrotal herpes. Scabies (Applied with oil). Prurigo.  $\pi$ .
- Ox. ac.*, boils. Sensation of burning in hands and feet.
- Ox. corn.*, facial herpes. Herpes of the ear.
- Panic. pil.*, insensibility of the integument.  $\rho$ .
- Papav. a. sem.*, boils on the head.  $\rho$ .
- Papav. cap.*, the cold infusion drunk largely, sensation of burning and pricking of the skin.  $\rho$ .
- Par. brava*, herpes preputialis, simple (benigna).  $\sigma$ .  $\kappa$ . Eruption of patches.  $\rho$ .
- Pastinaca Secacul*, prickings. Facial eruption.  $\rho$ .
- Pavia*, psoriasis tropicus.  $\mu$ . &  $\pi$ . 80. Itching of the vulva. Herpes, in  $\phi$ .  $\rho$ . Insensibility of the integument.  $\sigma$ .  $\kappa$ .
- Pers. nucl.*, eruption, with itching and scratching.
- Petrol.*, prurigo.  $\rho$ .  $\sigma$ . Burning sensation, with itching and patches. Rhagades. Reddish, miliary eruption on the nape of the neck and shoulders. Insensibility of the integument. Intractable cutaneous affections. Psora.

- Petros. hb.* (℞.) lepra alphoides on the shoulder. ♀.
- Petros. sem.*, psoriasis tropicus.
- Phall. esc.*, acne. Burning and pricking sensation of the skin.
- Phosph.*, white eruption. (With honey) herpes madidus, generally. ♀. (With oil) Insensibility, ♀. Dry herpes. ♀.
- Phys. flex. sem.*, lepra Ind.
- Phys. Alikekengi*, pustules on the head. ♀. G. Burning, itching and psoriform eruption. ♀.
- Picrorrh. Kurrooa*, lichen tropicus. ♀. G. Papulæ in the region of the eyes, with swelling. Eruption, ♀. Papulæ on the eyelid. ♀.
- Pin. Dood. sem.*, psoriasis tropicus.
- Pip. a.*, boils. ♀. G. Insensibility of some parts of the integument.
- Pip. long.*, eruption of patches. ♀. Insensibility of the integument.
- Pip. n.*, herpes preputialis & boils. ♀.
- Piscin.*, herpes and patches, ♀. Patches on the chest. ♀. G.
- Pis. sat.*, itching of the eyes.
- Plant. maj.*, boils.
- Platan.*, elephantiasis of the foot. ТОИГ.
- Plat.*, psoriasis tropicus. Insensibility of some parts of the integument. G. N.
- Plumb. Zeyl. rad.*, prurigo. ♀.
- Pæonia corall.*, psoriasis tropicus.
- Polan. hb.*, prurigo.
- Polyanth. tub.*, critical eruption of papulæ, generally. ♀.
- Polyg. macr.*, pustules. Vesicles.
- Polyp.*, rhagades, and roughness of the skin.
- Polyp. Sekour*, burning and pricking sensation, with itching.
- Portul. Oler.*, fresh leaves (in Cashmere are applied) in erysipelas.
- Portul. Oler. sem.*, scabies. ТОИГ.
- Prunella v.*, miliaria.
- Psyll. sem.*, herpes pustulosus. ♀. G. Scrotal itching.
- Pum. lap.*, itching with burning and pricking pain. Itching of the guma.
- Pyrethr.*, herpes labialis. Eruption of patches. ♀.
- Quass. (℞.)* boils. ♀.
- Ran. ac.*, pemphigus.
- Ran. lanug. fol.*, patches.
- Ran. lan. rad.*, prurigo.
- Ran. scell.*, burning sensation.
- Rapa Brass.*, boils (application). M.
- Raph. sat. sem.*, prurigo, squamæ, and pustules. ♀. G. (v. *Zingib.*)
- Rheum Sin.*, miliaria. ♀. G. Psoriasis tropicus. (℞.) M. Itching eruption of patches. ♀.
- Rhus Cor. sem.*, prurigo. With tragacanth mucilage and rose-water, as a lotion in psora. ТОИГ.
- Rhus Kakrasinghea*, lepra alphoides. M. and N. 60.
- Rhus Tox.*, pustules. Herpes on the loins. A. *Ars.*, herpes, ♀. A. *Merc. d.*, herpes crustacea in the face, with gonorrhœa. A. *Merc. e.*, pustules. Lepra alphoides, principally on the chest and the back, itching and humid, when exposed to heat.
- Ricini fol.*, papulæ and boils.
- Rottl. t.*, insensibility of the integument. G. N.
- Rubia Munj.*, facial patches, and miliaria eruption on the forehead. ♀.
- Ruku t.*, eruption, ♀.
- Rumex ac.*, eruption of pimples.
- Rum. Bejbut*, reddish miliaria. ♀.
- Ruta gr.*, pounded with garlic and prepared with sour milk, rubbed in during a warm bath, repeated if necessary, is a family remedy in Constantinople for different obstinate and psoriform eruptions.

*Sabina*, herpes pustulosus.  $\rho$ .  
*Sagap.*, scabies.  $\sigma$ .  $\kappa$ . Herpes pustulosus.  $\rho$ . Tinea Capitis.  $\text{TOHF}$ .  
*Sago*, facial patches, (from cantharides and other substances)  $\mu$ . and  $\varepsilon$ .  
*Sahanebed*, facial papulæ.  
 (v. Children—Diseases of)  
*Salix Aegypt. fl.*, papulæ of the head and face.  $\rho$ .  
*Salv. off.*, prurigo. Nasal and anal itching, from worms. Pustules on the feet.  $\rho$ .  
*Sanspour*, prurigo, in  $\text{♀}$ .  $\rho$ .  
*Sapind. em.*, acne.  $\rho$ .  
*Sapii Ind. sem.*, eruption of patches,  $\text{♀}$ . Acne.  $\rho$ .  
*Sarsap.*, rhagades with emaciation. Itching of the ear. Patches, itching scars, &c., after small-pox.  $\text{TOHF}$ .  $\Delta$ . *Ars.*, rhagades,  $\text{♀}$ .  
 $\Delta$ . *Cham. v.*, itching, pricking papulæ, from the spine downwards. Nettle-rash. Inveterate cutaneous affections.  $\Delta$ . *Merc. d.*, dry eruption. (v. *Serp. ex.*)  
*Sassafras*, is said, often to produce in a soft, sensitive skin, a red discoloration.  
*Saxifraga Peskanti*, rhagades and roughness of the skin. Scrotal herpes. Pustules, accompanied by febrile irritation.  $\rho$ .  
*Scorp.*, acne, facial patches and boils.  $\rho$ . Large black scorpions, dried, and pulverized are applied in the East in lepra alphoides.  
*Sebest.*, sensation of burning and pricking.  $\rho$ .  $\sigma$ . Boils.  $\rho$ .  
*Sec. c.*, rough, dry skin.  
*Sedum crass.*, v. *Zingib.*  
*Selen.*, cracking of the lips. Herpetic ulcers on the feet. Boils.  $\rho$ .  
*Senec. Jacquem.*, pustules of the head and face.

*Senega*, burning vesicles of the corners of the mouth, and of the upper lip.  
*Sep. ossa*, facial patches. Herpetic ulcer. Herpes (application)  $\text{TOHF}$ .  
*Sep. succ.*, chronic eruptions of different kinds. Tinea capitis. Psora. Crustalactea. Reddish herpes. Yellowish colour of the skin. Insensibility of some parts of the integument. Warts, &c. (v. *Sulph.*)  
*Serp. ex.*, scurf. Sensation of burning. Herpetic eruption. also in  $\text{♀}$ .  $\rho$ .  $\sigma$ . (I believe the same will happen if the cast-skin of serpents is administered in these diseases with, or without  $\Delta$ . *Arg. n. f.*; *Arsen.*, *Sarsap.*, *Smil. China*, &c.  $\mu$ . and  $\varepsilon$ .) Psoriasis tropicus, with or without  $\text{♀}$ . Complication. Pemphigus. Eruption of patches. Herpes pustulosus, &c.  $\rho$ . Nævus (v. *Ipecac.*)  
*Serp. ex. cum ammon. m. (comp)* scabies, with  $\text{♀}$ .  $\mu$  and  $\varepsilon$ .  
*Serp. ex. \Delta. Ars. pot.*, herpes crustacea on the face. Skin-diseases,  $\text{♀}$ ., of all kind, or so called *Lues secundaria*.  
*Serp. ex. \Delta. Sarsap.*, prurigo with ephelis.  
*Sid. rad.*, psoriasis tropicus. Facial patches.  
*Sil.*, psoriasis tropicus (I.  $\text{H. sol. every other day}$ ). Patches with burning and lancinating pains.  $\rho$ .  $\sigma$ . Periodic pustules, one crop disappearing, to be followed by another. Scurvy. Prurigo,  $\text{♀}$ .  
 $\Delta$ . *Churrus*, patches.  $\rho$ .  
*Sinap. n.*, facial patches.  
*Sinap. n. cum Croc. T.*, mixed appl., lepra alphoides.  $\varepsilon$ .  
*Sinap. n. plac. (H.)* burning papulæ.  
*Sisymb. Irio*, boils. Lichen tropicus.  $\rho$ .

- Sisymb. Soph.*, itching and burning sensation of the skin.
- Small.*, itching in the eyes. Prurigo. 4 times 12.
- Smil. China*, scabies. ТОНР. (v. Burning, internal—sensation of) boils. (Worm-eaten powder of) boils.
- Sol. Jacqu. fr.*, boils, with burning and pricking pain.
- Sol. Jacqu. rad.*, v. Burning, internal—sensation of,
- Sphaeranthus*, eruptions, prurigo, and herpes.
- Spig. anth.* (H.) prurigo. Warts on the toes.
- Spong. u.*, nettle-rash. Eruption of patches. Itching of the glans penis. Prickings. Herpetic ulcer on the ear.
- Squilla m.*, cracking of the skin, papulæ, and eruption of patches. P.
- Stann. mur.*, in eruptions. R.
- Staph.*, psoriasis tropicus. Eruption on the head. Chronic miliaria. Boils on the anus. P. Wens or excrescences on the cheek or gum. R.
- Stæch. Ar.*, squamæ on the head. Chronic miliaria on the eye. M. & R.
- Strochl.*, gluteal (on the breech) herpes.
- Strychn.*, boils. Herpes. G. N.
- Strych. f. St. Ign.*, papulæ. M. 30. Patches with burning heat and pricking. P. G.
- Strych. n. vom.*, facial patches. P. G. Facial patches (application). ТОНР. Psoriasis tropicus. Miliaria. Boils. P. Insensibility of the integument. G. N.
- Sulph. Kali hydriod.*, cured in three months a prominent nævus on the nose, which had the form of a little strawberry. M. 90.
- Sulph. ac.*, herpes on the chin.
- Sulph. Aulisasar*, psoriasis tropicus. P. G. Dryness, and patches of the skin.
- Sulph. citr.*, blackish squamous skin. Itching eruption during summer and winter. Dry skin. Rhagades. Cracking of the skin. Scabies. G. N. A. *Sep. succ.*, herpes circinalis. (Zona-Zoster).
- Suort. pel.*, psoriasis tropicus.
- Tabac.* (H.) tinea capitis (the application). R.
- Tabashir*, herpes. P. Scabies. P. G. N.
- Talc. a.*, chronic pustules, ♀. (v. Burning, &c.)
- Talc. n.*, prurigo. Lichen tropicus, and rhagades on the feet. P.
- Tarax. hb.*, prurigo. P.
- Tarax. rad.*, herpes. Prurigo. Boils. G.
- Tereb.*, chronic miliaria.
- Tereb. ol.*, eruption of patches at noon, or after vomiting.
- Tereb. sem.*, rhagades and cracked skin, with lepra Ind., or ♀.
- Tetranthera apet.*, burning sensation of hands and feet.
- Thuj. occ.* (H.) boils. G. Insensibility of the toes. Reddish color of the skin. Critical or retrocedent eruption. P. A. *Merc. d. 4*, herpes of the beard.
- Thuj. or. sem.*, general insensibility, with trembling.
- Thym.*, acute, itching eruption.
- Tigrin.*, itching eruption. Itching boils. Herpes pustulosus, with ♀. Psoriasis tropicus, with pains.
- Trianth. pent. a.*, itching miliaria.
- Trianth. pent. n. hb.*, itching, burning, and humid eruption. P. G. Squamæ. P. G. N.
- Trianth. pent. n. rad.*, psoriasis tropicus. Boils. Sharp pricking. P.
- Trich. palm.*, itching after bathing.
- Tuber cib.*, prurigo. P. G.
- Turp. Conv.*, lichen tropicus. Boils. P.
- Ultram.*, psoriasis tropicus.



*Umb. Butazeri*, psoriasis tropicus.  
*Unguis odor.*, itching eruption of patches.  
*Urina sua propinandum*, early, when fasting, 3 times during three days, by the Arabian and Hindoo physicians even to this day, where there is a disposition to boils.  $\pi$ .  
*Urtic. dioic. fl.*, scabies with patches.  
*Uva ursi*, prurigo. Scrotal itching.  
*Vanill. (E.)* pemphigus.  
*Verbasci Cashm. rad.*, prurigo. Scabies. Blister on the toe, with local inflammatory swelling.  
*Verben. Lah.*,  $v$ . Burning, internal-sensation of,  
*Vesp. fav.*, prurigo, in  $\varnothing$ .  $P. G.$   
*Vill. nymph.*, herpes on the feet. Psoriasis tropicus.  
*Vinc. min. Lah. fl.*, squamæ and cracking of the hands.  $P.$   
*Viol. conf.*, prurigo.  $P. G.$  Psoriform eruption.  $P.$   
*Viol. tric.*, lichen tropicus.  $P.$   
*Vil. Neg. fol.*, itching and humid miliaria. Dryness and desquamation of the skin. Boils. Palms white, as as if spread with flour. Prurigo.  $P. G. N.$   
*Vit. Neg. sem.*, papulæ on the forehead. Herpes,  $\varnothing$ . Psoriasis tropicus.  
*Vitri fel*, itching nettle-rash, with boils.  $\mu$ . and  $\pi$ . Itching patches, appearing after bathing.  $G. N.$   
*Warburgii tinct. antifebr.*, itching and burning sensation of the skin.  $P. G.$   
*Xanthox. ar. cort.*, scrotal itching,  $\varnothing$ .  
*Xanthox. sem.*, miliaria on hands and feet.  $P.$   
*Zinc.*, lichen tropicus. Red, itching eruption.  
*Zinci sulph.*, boils on the feet,  $\varnothing$ . Prurigo.  $P. G. N.$

*Zingib. off. A. Sedum crass.*, itching patches, in  $\varnothing$ .  $P.$   
*Zingib. rec.*, pustules on the head.  $P.$   
*Zyz. Juj. fr.*, prurigo.  
*Zyz. Juj. gummi*, itching, burning and pricking in the skin.  $P. G.$

SMALL-POX,  $v$ . Fever, &c.

SMELL—OFFENSIVE FROM THE MOUTH,  $v$ . Breath—offensive.

SMELL AND TASTE—LOSS OF.

*Chel. maj.*, loss of smell.  $P.$

*Cucum. Mad.*, absence of smell.

*Cycl. Eur.*, loss of smell.

*Magn. mur.*, loss of smell, with a cold.

*Mim. Pud. sem.*, loss of smell.

*Natr. m.*, loss of smell, from a cold.

*Rhus Tox.*, loss of smell and taste.

*Sisymb. Soph.*, absence of taste.

SORES,  $v$ . Ulcers and Skin-diseases.

SPASMS, as:

EMPROSTHONOS (*spasms in which the body is curved forward*).

OPISTHONOS (*spasms in which the body is curved backwards*). &c.

CATALEPSY (*a disease wherein the patient is without sense, and remains in the same posture in which the disease seized him*).

CHOREA (*irregular and convulsive motion of the muscles of the limbs, face and trunk*).

EPILEPSY (*falling-sickness*).

TETANUS (*spasmodic affections*), as also: CONTRACTIONS, HICCOUGH, LOCK-JAW, DRAGGING SENSATION IN MUSCLES, &c.; ( $v$ . also: Brain-disorders of, and Lunar affections, &c.)

*Abelm. mosch. sem.*, spasms.

*Abrus pr.*,  $v$ . Palsy.

- Acac. Cabul. fl.*, epilepsy.
- Ether* - inhalations, spasms. P. In tetanus and lock-jaw. R.
- Ambra gr.*, spasms of the facial muscles.
- Ant. t.*, spasmodic movements. Tetanus in consequence of a wound.
- Chorea, v. *Opium*.
- Araucum*, spasms.
- Asa f.*, catalepsy and tetanus. ТОНР.
- Asphalt.*, spasms at night, with pains in the feet.
- Aw.*, spasmodic laughing.
- Bell.*, spasms, with laughing or weeping. Spasms from mechanic irritations.
- Bol. Arm.*, applied with the white of an egg (the limb warmed by the fire) proves beneficial in contracted limbs. ТОНР.
- Borax*, spasm in the calves. P.
- Calam. ar.*, v. *Hyosc. n. sem.*
- Calc.*, spasmodic rigidity of hands and feet, which are turned inwards. R.
- Calumb.*, contractions.
- Cannab. Ind.*, spasmodic laughing. Tetanus.
- Carbo. an.*, v. *Hyosc. n. sem.*
- Carbo v.*, spasms.
- Cardam. maj. & min.*, spasms. Epilepsy and chorea. (To be snuffed up.) ТОНР.
- Cariss. Car. fol.*, spasms with ♀. Pains.
- Cass. lign. fol.*, lock-jaw.
- Castor.*, spasms of hands and feet.
- Cera citr.*, contractions.
- Corelaum*, v. Palsy.
- Chenop. a.*, chorea and other nervous diseases. ТОНР.
- Chin. cort.*, in epilepsy only one paroxysm happened after the employment of Peruvian bark, and this was removed by *Sapind. em.*
- Chloroform*, in idiopathic tetanus and emprosthotonos, as also in hiccough, its application R.
- Cic.*, spasmodic laughing. Violent, loud hiccough.
- Cimic.*, epilepsy (?) the dried powdered insects (to be snuffed up). R.
- Cinnam.*, epilepsy. ТОНР.
- Cleome pent.*, spasms.
- Coccul.*, spasms. Tetanus. Chorea.
- Commel. nud.*, spasms.
- Comp. Zerbabri*, contractions.
- Compressio* of the carotida, in epilepsy, R.
- Conv. arg.*, spasms. Contraction of the penis, after gonorrhœa.
- Croc. sat.*, spasmodic laughing.
- Crot. T.*, cardialgia. (v. Females—diseases of, and Palsy.)
- Cupri carb.*, contraction with œdema. (v. Palsy with contractions).
- Cuscuta*, spasm below the ears.
- Dat. Stram.*, spasms from fright, also from mercurial vapors. Contortion of the mouth, with opisthotonos. Spasmodic laughing. Prickly-apple leaves (one drachm to be smoked) in the precursory symptoms of chorea (?)
- Delph. Glafes succ.*, spasms in hands and feet, with indigestion. M. and R.
- Dulc.*, spasms. P.
- Euph. longif.*, spasms with palsy.
- Ferri mur.* (R.) v. Urinary disorders.
- Ferri sub-carb.*, spasms of the cheeks. Tetanus. Opisthotonos.
- Gard. dum.*, spasmodic contraction of the feet, extending to the body. Spasm of the calves. (Lock-jaw R. M.)
- Harm. Ruta*, spasms.
- Hemid. Ind.*, hiccough.
- Hyosc. n. fol.*, spasms from the irri-

- tation of worms. Spasms in the back of the thigh and calves.
- Hyosc. n. sem.*, mixed with root of sweet-flag and burnt hartshorn, has sometimes, in my former practice, proved beneficial in spasms.
- Indig.*, spasmodic diseases.
- Junip. bacc.*, spasms of the calves with pains of the joints.
- Lase. in.*, spasm in hams. Spasms in the feet.  $\mathfrak{r}$ .
- Lepor. sangu.*,  $\mathfrak{v}$ . Palsy.
- Lichen od.*, spasms in the feet, with pain in the spine and feet.
- Lühanth.*, spasms.
- Malva mont.*, cramp of the hands and feet.
- Manna Cal.*, spasms in the feet.
- Manna Hed. Alh.*, contractions.
- Mar. Syr.*, contraction and stiffness.
- Melie semp. sem.*, spasm in the neck. Contraction.
- Mercurial ptyalismus*, in chorea.  $\mathfrak{z}$ .
- Merc. d.*,  $\mathfrak{v}$ . Opium.
- Momord. Gugersel*, contractions,  $\mathfrak{q}$ .
- Morph.*,  $\mathfrak{v}$ . Opium.
- Mosch. nuz.*, sometimes spasms in the feet, with internal burning.
- Ocim. a.*, catalepsy.
- Op.*, spasms. Tetanus. Opium, one-eighth of a grain; emetic tartar, one-quarter of a grain; and calomel, two grains, mixed together in the form of pills, one administered in chorea every third hour,  $\mathfrak{z}$ .
- Morphine*, tetanus. The endermic application of this heroic remedy might be tried.
- Opor.*, spasms.  $\text{ТОПР}$ .
- Pastinaca Scaevol.*, spasm in hams, with pain of the calves. Chorea.
- Pelecan.*,  $\mathfrak{v}$ . Palsy.
- Persic. nucl.*, spasmodic diseases.
- Phosph.*, spasmodic diseases.
- Pip. long. slip.*, spasms and stitching pain, with vomiting.
- Plumb.*,  $\mathfrak{v}$ . Females—diseases of, *Purgat.*, spasmodic diseases.  $\mathfrak{z}$ .
- Pyrethr.*, general spasms. Opisthotonos.  $\text{ТОПР}$ .
- Ranunc.*, facial spasms.
- Ran. lanug. rad.*, contractions.
- Rhus Cor.*, internal spasms of the diaphragm, and the windpipe (hiccough).
- Ruta gr.*, spasms. ( $\mathfrak{v}$ . Children—diseases of)
- Sahansbed*, hiccough.  $\mathfrak{r}$ .
- Salap.*, contraction.  $\mathfrak{m}$ . and  $\mathfrak{r}$ .
- Salv. off.*, spasms.
- Sapind. em.*, the kernel of it triturated with water, put into the mouth of epileptics during the paroxysm, immediately removes salivation.  $\mathfrak{z}$ .
- Scamm.*, contraction of the muscles of the abdomen.
- Sec. c.*, periodical spasms.
- Sel.*, spasms of the throat.
- Serp. acuv.*, worn as a bracelet in epilepsy.  $\mathfrak{z}$ .
- Sil.*, contractions.
- Smil. China*, hiccough.
- Squilla m.*, spasms.
- Stann.*, spasms from irritation of worms. Spasms of the lower jaw.
- Muriat.*, epilepsy.
- Stach. Ar.*, epilepsy.  $\text{ТОПР}$ .
- Strych. f. St. Ign.*, spasmodic laughing. Contractions.
- Strych. n. vom.*, tetanus. Frequent hiccough.
- Talc. a.*, contractions.
- Tarax.*, spasmodic laughing.
- Trepanatio* of the cranium, in epilepsy.  $\mathfrak{z}$ .
- Trich. palm. fr.*, spasms in the feet.
- Umb. Butazeri*, spasms. Worn on the neck, in Cashmere.  $\mathfrak{z}$ .

*Unguis odor.*, epilepsy. With doses, 60 m. and x. Only one more paroxysm occurred; and after a further administration m., of 60 doses, in a period of three months, the cure was complete. The patient had previously suffered two or three paroxysms in a month; when several fits would happen during the day, and even by night.

*Veratr. a.*, spasmodic laughing.

*Verbasc.*, spasmodic laughing.

*Vesp. fav.*, spasms.

*Vit. Neg.*, spasm, with headache.

*Zinci carbon.*, or *sulph.*, epilepsy.

By its continued use, in small convenient doses, the paroxysms became less frequent; and, in general, after two or three months, ceased altogether; and this even where oxide of zinc, in large doses, had not proved beneficial, or had aggravated the disease. m. or m. & z. Chorea. z.

*Zingib. a.*, v. Palsy, &c.

SPEECH, ORGANS OF, AND VOICE—AFFECTIONS OF, AS:

APHONIA (*loss of speech*) &c.

*Ambra gris*, rough and hoarse voice, with accumulation of mucus.

*Ammoniacal vapors*—inhalation of, (recently developed from sal ammoniac and carbonate of soda) is said to have cured a loss of voice, arising from cold, of three days' standing.

*Amygd. dulc. ol.*, loss of voice, caused by a fall. z.

*Angel. sem.*, aphonia.

*Antim. crud.*, loss of voice from heat.

*Argent. fulm.*, acute palsy of the speech; *ambra grisea* was before administered.

*Asa fet.*, alteration of the voice.

*Bellad.*, speaking through the nose (rhinophonia).

*Beviata*, low, weak, hoarse voice, with periodical abscess of the throat.

*Calcar.*, loss of voice, after croup. X<sup>ooo</sup> z.

*Cannab. herba beverage*, low, weak, hoarse speech. r.

*Cape.*, hoarseness from overstraining of the voice, in singers, preachers, &c.

*Celastr.*, facilitating the speech in scrophulous subjects.

*Cetra citr.*, stuttering. r.

*Cetacei ol.*, speaking through the nose (rhinophonia) with chronic catarrh.

*Cicuta*, dumbness. z.

*Cocos nuc.*, rough and hoarse voice. r.

*Convolv. argent.*, hoarse and feeble voice, after gonorrhoea.

*Cuprum*, aphonia. z.

*Dealsing's Root for Sarsum*, deafness and dumbness.

*Euphorb. Agrar. (aff. spec)* stuttering.

*Euphras.*, frequent repetition in speech. z.

*Garden. dumet.*, inability of speaking, with difficulty of hearing.

*Granat. Punic.*, clearing the voice. TONF.

*Hyosc. nig. fol.*, indistinctness of speech and voice, from accumulation of phlegm.

*Hyosc. nig. sem.*, palsy of the speech in cholera morbus.

*Indig. nitric. acid.*, stuttering. r.

*Kali sulph.*, hoarse voice.

*Lichen odorif.*, feeble and hoarse voice.

*Malva*, roughness of the voice. TONF.

*Marrub. alb.* (H.) stuttering.

*Mastix*, v. *Staphisagr.*

*Melandr. triste*, aphonia.

*Melongenæ sem.*, roughness of the voice.  $\mathbb{P}$ .

*Olib.*, v. *Staphisagr.*

*Petrol.*, stuttering, with numbness and loss of sensibility of the integument.

*Phosph.*, aphonia.

*Pyrethr.*, stuttering.  $\text{TOHF}$ .

*Scorpion.*, roughness of voice.  $\mathbb{P}$ .

*Sepia osca*, enfeebling the voice.  $\text{TOHF}$ .

*Silic.*, hoarse and feeble voice.  $\mathbb{Q}$ .  $\mathbb{G}$ .  $\mathbb{N}$ .

*Solan. Jacqu. fruct.*, roughness of the voice and throat.  $\mathbb{P}$ .

*Staphisagr.*, stuttering.  $\text{TOHF}$ . Indistinct voice. (With *Mastix* & *Olibanum*).  $\mathbb{R}$ .

*Zingib. rec.*, hoarse and feeble voice.

SPINAL-DISEASES, v. Bones — affections of,

SPINAL-PAINS, v. Pains, &c.

SPLEEN—DISEASES OF (v. also: Bowels — obstructions of),

*Abr. prec.*, enlargement of spleen.  $\mathbb{G}$ .  $\mathbb{N}$ .

*Acac. cort.*, pain of the spleen and kidneys.  $\mathbb{P}$ .

*Aloë succ.*, v. *Ferri sulph.*

*Akern. sess. rad.*, enlargement of the spleen.

*Ambra gr.*, splenic pain.

*Ammon. gummi*, painless enlargement of the spleen, with red urine.

*Anac. occ.*, enlargement of the spleen.  $\mathbb{G}$ .

*Anac. or.*, splenic pain with fever.

*Ary. fulm.*, splenic pain. Enlargement of the spleen.  $\mathbb{M}$ . &  $\mathbb{Z}$ . (Rumbling in the region of the spleen  $\mathbb{N}$ .)

*Ary. n. f.*, stabbing pain in the spleen when walking.

*Ars.*, enlargement of the spleen.  $\mathbb{G}$ .  $\mathbb{N}$ ., with abdominal obstruction and fever.  $\mathbb{G}$ .  $\mathbb{M}$ . and  $\mathbb{Z}$ .

*Ars. sod.* ( $\mathbb{R}$ .) splenic pain, with thirst and intermittent fever.  $\mathbb{M}$ . and  $\mathbb{Z}$ .

*Aurant. cort.* ( $\mathbb{R}$ .) distension of the left side.

*Behen*, enlargement of the spleen.  $\mathbb{G}$ .  $\mathbb{N}$ .

*Berber. Lyc.*, painful enlargement of the spleen.

*Bism. mag.*, enlargement of the spleen, without pain.

*Bryon.*, enlargement of the spleen; with or without pain.  $\mathbb{G}$ .  $\mathbb{N}$ .

*Camel. coag.*, enlargement of the spleen and abdomen.  $\mathbb{M}$ . and  $\mathbb{Z}$ .  $\mathbb{G}$ . Inflation of the left side.  $\mathbb{P}$ .

*Cannab. sem.*, boiled with milk and applied, when warm, disperses swellings of the spleen.  $\text{TOHF}$ .

*Canth.*, (burned) enlargement of the spleen.  $\text{TOHF}$ .

*Carbo an.* (*cornu c. u.*) burning sensation in the spleen. Pricking in the spleen.  $\mathbb{P}$ .

*Cardam. min.*, splenic pain.  $\mathbb{P}$ .  $\mathbb{G}$ .

*Cariss. Car. fol.*, splenic pain.

*Cass. al.*, splenic and renal pain, with retention of urine and stoppage of evacuations.  $\mathbb{P}$ .

*Cass. Kharn. N.*, splenic and renal pain.  $\mathbb{P}$ .

*Cass. lign. fol.*, splenic and renal pains. Chronic, periodic pain of the spleen. Enlargement of the spleen.  $\mathbb{G}$ .  $\mathbb{N}$ .

*Celastr. pan.*, enlargement of the spleen.  $\mathbb{G}$ .  $\mathbb{N}$ .

*Cholid. maj.*, enlargement of the spleen.  $\mathbb{G}$ .  $\mathbb{N}$ .

*Clemat. or.*, splenic pain.

*Clerod. inf.*, chronic pain (on pressure) of the spleen.  $\mathbb{M}$ . and  $\mathbb{Z}$ .  $\mathbb{G}$ .

*Comp. Pokermool*, enlargement of the spleen.

*Conc. arg.*, stabbing pain in the spleen, by deep respiration, in  $\mathbb{Q}$ .  $\mathbb{P}$ .

*Cost. n. Cashm.*, splenic pain in calculous diseases and hæmorrhoidal

- affections. Enlargement of the spleen. *g. n.*
- Crot. T.*, enlargement of the spleen and the abdomen. *g. n.*
- Cuscut. mon. sem.*, enlargement of the spleen.
- Delph. Ghafes succ.*, pain in the spleen, extending to the groin.
- Digit. p.*, inflation of the left side. *Ƒ.*
- Diosc. sat.*, obstruction of the spleen. *m. and z. 60.*
- Dolich. pr. siliq. hirs.*, pain of the spleen, with calculous diseases. *m. and z. 60.*
- Doodsea*, splenic pain. *Ƒ.*
- Evole.*, pricking pain of the spleen. *Ƒ.*
- Ferr. sulph. Ind.*, in combination with Aloës &c. (in Hindostan for enlargement of the spleen) *z.*
- Fenic. rad.*, splenic and renal pains.
- Fumar.*, splenic-abdominal enlargement. *m. 30.* Enlargement of the spleen. *g. n. m. and z.*
- Fung. ign.*, enlargement of the spleen.
- Gent. am. rad.*, enlargement of the spleen. *g. n.*
- Gmel. As.*, enlargement of the spleen, with indigestion. *m. and z.* Painful enlargement of the spleen.
- Granat. ac. rad. cort.*, splenic pain. Enlargement of the spleen. *g. n.*
- Guil. Bond.*, chronic affections and enlargements of the spleen. *m. or z. and z.*
- Hermod. am.*, splenic and renal pain, with retention of urine and stoppage of the bowels, after
- Hermod. dulc.*, had been previously administered, and which had procured some relief. Enlargement of the spleen. *ТОМƑ.*
- Hyosc. n.*, splenic pain.
- Iod.*, enlargements of the spleen. *g. n.* (*v. Myrob. n.*)
- Ipom. dasyp.*, painful enlargement of the spleen.
- Jalapa*, enlargement of the spleen.
- Lich. od.*, splenic and renal pain.
- Lupin. a.*, splenic and renal pain.
- Lyc. hb.*, splenic pain.
- Menisp. gl.*, splenic pain. *Ƒ.*
- Merc. subl. corr.*, wandering pain of the spleen and chest, with salivation.
- Moring. Soh. sem.*, splenic pain. *Ƒ.*
- Mutella Ant.*, splenic pain, after eating.
- Myrica sap.*, enlargement of spleen. *g. n.*
- Myrob. Beller.*, pains of spleen. *g. n.*
- Myrob. n.*, enlargement of the spleen. *Ƒ. g. n. A. Iod. m. and z. 60. g.*
- Nard.*, enlargement of the spleen. *g. n.*
- Nehumb. spec. fl.*, enlargement of the spleen.
- Ner. ant.*, enlargement of spleen. *g. n.*
- Nigell. sat. sem.*, spasmodic pains in the region of the spleen.
- Phas. radiat.*, enlargement of spleen.
- Pip. Bette fol.*, pain of the spleen, in the morning. *Ƒ.*
- Plectr. ar.*, enlargement of the spleen. *m. and z.*
- Polyg. macr.*, pain of the spleen and stomach. *Ƒ.*
- Raph. sat. sem.*, enlargement of the spleen.
- Rheum*, enlargement of the spleen. *g. n.*
- Rhodod.*, splenic pain.
- Rub. Munjista*, splenic pain. *Ƒ.*
- Scorp.*, pricking in the spleen. *Ƒ. g. n.*
- Senec. Mus.*, splenic pain.
- Senega*, spasmodic pain, and rumbling in the region of the spleen. *12 times.*
- Sep. suoc.*, enlargement of spleen. *g. n.* Pricking of the spleen. *Ƒ.*
- Serp. ex.*, splenic pain. *Ƒ.*
- Sisymb. Soph.*, enlargement of the spleen.
- Strych. f. St. Ign.*, periodic pricking

of the spleen, also with flying pains. *m.* and *n.* Enlargement of the spleen. *g. n.* Pain in the spleen and groins. *p.*

*Strych. n. vom.*, enlargement of the spleen, with flying pains.

*Sulph. ac.*, enlargement of spleen. *g. n.*

*Talc. a.*, pricking in the spleen. *g. n.*

*Tarax. fol.*, enlargement of the spleen. *m.* and *n.* 60. *T. rad.*, *g. n.*

*Trib. terr.*, splenic pain. *p. g.*

*Urt. d. rad. cort.*, enlargement of spleen.

*Uva ursi*, enlargement of spleen. *g. n.*

*Viol. conf.*, enlargement of spleen. *p.*

*Viol. tric.*, splenic pain. *p.*

*Vit. Neg.*, splenic pain.

*Vitri. fel.*, enlargement of the spleen, with fever by night.

*Warburgii tinct. antifebr.*, enlargement of the spleen.

*Zinc. sulph.*, pricking pain in the spleen, with cough.

**STERILITY, v. Females**—diseases of.

**STINGS FROM ANIMALS, v. Bites, &c.**

**STOMACH**—DISEASES OF, AS :

**ANOREXIA** (*loss of appetite*).

**BULIMIA** (*inordinate appetite*).

**CARDIALGIA OR GASTRALGIA** (*pain of the stomach*).

**DYSPEPSIA** (*indigestion*).

**GASTRITIS** (*inflammation of the stomach*).

**LIENTERY** (*a frequent and liquid discharge of half-digested aliment from the bowels*), *v.* also **Bowels**.

**PYROSIS** (*heart-burn*).

**SUBSULTUS OF THE STOMACH** (*jumping of the stomach*). *As also :*

**STOMACHICS** (*remedies beneficial to the stomach*) &c.

*Abr. prac.*, cardialgia. Subsultus of the stomach.

VOL. II.

*Acac. succ.*, gastric pain, with expectoration of blood. **Dyspepsia**. *g. n.*

*Acon. Nap. extr.*, gastralgia. Subsultus of the stomach, with hepatic pain. **Pyrosis**. *p.*

*Agar. a.*, gastric and hepatic pain.

**Pyrosis**, sometimes with production of acid. *m.* Disorders of the stomach. *p.*

*Ajouain*, anorexia.

*Ajuga Deals.*, gastralgia, with catarrh, also with cough.

*Ajuga dec.*, subsultus of the stomach. Enlargement of the stomach.

**Anorexia**. *g. n.*

*Aloë succ.*, anorexia and stomach disorders, with habitual costiveness, for which, in my earlier practice, the so-called *Pilula ante cibum*, (aloetic dinner-pills) sometimes proved beneficial. (*v.* Vol. I. p. 9.) The recipe is as follows: Take aloes six drachms; mastich, red roses, each two drachms; pulverize separately; mix the three ingredients, and add a sufficient quantity of syrup of wormwood to form them into a mass, to be divided into three-grain pills, sprinkled with cinnamon-powder, and so kept for use. Dose: Four to six pills (at bed-time) on those days when no evacuation has occurred.

*Amaranth. Jounicha*, cardialgia, with vomiting.

*Ambra gr.*, bulimia. **Cardialgia**. Distension of the stomach.

*Ammon. gummi*, dyspepsia, with production of acid. *p. g.* **Anorexia**, with spinal pain. *m.* Gaseous eructation.

*Anac. occ.*, pain of the gastric and umbilical region, with calculus

Z

- affections. Hardness of the stomach. *P.*
- Anac. or.*, subsultus of the stomach.
- Stomach disorders with constipation.
- Aneth. Sowa*, gaseous eructation.
- Angust. cort.*, gaseous eructation.
- Arab. gummi*, cardialgia.
- Argem. Mex. sem.*, pyrosis. *P.*
- Argent. fulm. & A. nitric. f.*, subsultus of the stomach. Pyrosis. *G. N.*
- Arist. longa*, cardialgia with hunger.
- Pyrosis and inflation of the stomach.
- Armor.*, dyspeptic affections.
- Ars.*, cancer of the stomach.
- Ars. pot.*, dyspepsia, with ♀.
- Ars. soda*, cardialgia.
- Asa f.*, v. *Fenic. sem.*
- Asar.*, pyrosis.
- Asphalt. Lah.*, cardialgia from a blow.
- Depriving of appetite.
- Astrag. Drab*, stomachic (in Cashmere). *R.*
- Aurant. cort.* (*H.*) chronic gaseous eructation. Gastric and hepatic pain, with inflation.
- Aurant. dulc. flavedo* (fresh triturated) dyspepsia, with a cold.
- Aurum*, dyspepsia, with inflation and jaundice.
- Bar. ac.*, pyrosis. *P.*
- Bar. nitr.*, pyrosis, with thirst.
- Basella r.*, pyrosis, with difficulty in voiding urine.
- Bass. latifol. fr.*, dyspepsia, and acidity. *P.*
- Bdell.*, subsultus of the stomach.
- Benzoic. acid.*, pyrosis. *P.*
- Berber. chit. fr.*, anorexia. (*v. Pip. n.*)
- Berthel.*, gastric and abdominal pain, with fever. Spasmodic pain, when the stomach is empty.
- Bol. Arm.*, subsultus of the stomach.
- Gaseous eructation. Pyrosis. *P.*
- Borax*, subsultus of the stomach, with pain, which extended itself towards the spleen. Anorexia, with dyspepsia. *G. N.*
- Bov.*, a feeling of coldness in the stomach. Burning pain, with hardness of the stomach. Cardialgia from indigestion.
- But. fr. fl.*, subsultus of stomach. *G. N.*
- But. fr. gummi*, enlargement of the stomach.
- Cacal. Kl.*, gastric pain, headache and general pains.
- Calam. ar.*, v. *Fenic. sem.*
- Calc. carb.*, dyspepsia, with anorexia.
- Calotr. gig. rad. cort.*, hardness of the stomach. (*H.*) Anorexia. *G. N.*
- Campech. lign.*, anorexia, with headache and spinal pains. 12 times.
- Cannab. Ind. Cashm. fl.*, anorexia.
- Cannab. Ind. Lahor. fol.*, pyrosis.
- Hardness of the stomach. Periodic gastric spasms (appearing three times in a month) with faintings. *M. and Z. 60.*
- Cannab. Ind. sem.*, acidity of stomach, with dyspepsia. *P. G.*
- Capill. Ven.*, pyrosis, ♀.
- Caps. sem.*, pyrosis. Gastric and abdominal pain. *M. and Z. (v. Vomiting: Caps.)*
- Carbo an.* (*Cornu c. u.*) dyspepsia with weakness of the stomach. Anorexia with habitual obstinate constipation.
- Cardam. maj.*, gastric spasm. Pyrosis. *G. N.*
- Carniol. u.*, pyrosis.
- Cariassæ Car. fol.*, anorexia, dyspepsia, and acidity of the stomach. *P. G. N.*
- Carpes. rac.*, subsultus of the stomach, with hypochondriasis.
- Carpobals.*, cardialgia and pyrosis.
- Cartham. t. sem.*, acidity of the stomach.



- Carvi sem.*, appetite. P.
- Cascar.*, pyrosis. P.
- Cass. Fist. pulpa*, cardialgia, after a purgative. Acid eructation.
- Cassia Khar n. N.*, gastralgia. G. N.
- Cass. lign.*, subsultus of the stomach. G. N. Enlargement of the stomach. P.
- Cass. lign. fol.*, cardialgia. G. N.
- Cass. Toræ*, cardialgia.
- Caut.*, dyspepsia. Pyrosis.
- Celastr. pan.*, oppression of the stomach and pyrosis. Anorexia and debility.
- Chelid. maj.*, pyrosis. P. G. N. Cardialgia. Subsultus of the stomach. G. N.
- Chenop. a.*, periodical subsultus of the stomach with pain, extending all over the abdomen (in a female) M. and N.
- Chin. cort.*, acidity of the stomach, with dyspepsia, inflation, and vomiting. Anorexia and oppression of the stomach, after eating. Pyrosis. P.
- Churrus*, subsultus of the stomach and pyrosis. G. N. Subsultus of the stomach and dyspepsia. (The smoking of it.) P.
- Cichor. sem.*, cardialgia with constipation.
- Cinnam. cort.*, cardialgia. G. N.
- Cinnam. fl.*, subsultus of the stomach, with diarrhœa. Anorexia with acidity of the stomach.
- Clemat. er.*, dyspepsia.
- Cleome pent.*, dyspepsia and inflation, with headache. Rising of gas from the stomach. Pyrosis. P.
- Clerod. inf.*, subsultus of the stomach. Cardialgia. P. G. N.
- Coccul. men.*, gastric pain and pricking of the stomach, in the evening. P. Nausea from riding in a chariot or sailing. N. (Gastric spasm. N.)
- Coff. Arab.*, defective digestion, with irregular fever.
- Colocynth. rad.*, pyrosis.
- Compos. Pokermool*, dyspepsia with inflation, and splenic pain.
- Concha fluvi.*, anorexia.
- Conv. arg.*, subsultus of the stomach.
- Cop. bals.*, pyrosis. P. Anorexia. G. N.
- Corch. frut.*, dyspepsia with constipation. P. G. N. Depriving of appetite. Spasmodic, gaseous eructations. Gastritis.
- Coriand.*, appetite. P.
- Cost. Ar.*, appetite. P. Subsultus of the stomach and pyrosis. P. G. N.
- Cost. n. Cashm.*, gastralgia. (Gastric spasms. N.)
- Creos.*, anorexia.
- Croc. sat.*, dyspepsia with anorexia. Subsultus of the stomach. Heartburn. Cardialgia. M., or 4 times.—12 times. Oppression of the chest, after eating. (Painful hardness of the stomach. N.) V. Vomiting: *Croc.*
- Crot. T.*, gastric spasm. P. G. (inducing menstruation.)
- Cucum. acutang. P.*, cardialgia.
- Cucum. Mad.*, dyspepsia with asthma. Subsultus of the stomach. Anorexia. G. N.
- Cucum. ut.*, strengthening the stomach and liver. ТОНР.
- Cucurb. Citrull. sem.*, anorexia. Noxious to the stomach. ТОНР.
- Cumini sem.*, stomachic. P.
- Cupr. nuz.*, dyspepsia with abdominal pain. Cardialgia. P. G. N.
- Cup. amm.*, anorexia. Subsultus of the stomach.
- Cup. oxyd.*, dyspepsia.
- Cup. sulph.*, cardialgia and pains in general. M. and N.
- Cure. longa*, anorexia and cardialgia. G. N.
- Cuscuta Lah.*, anorexia. P.

- Cuscut. mon. sem.*, hardness of the stomach. Dyspepsia. Cardialgia. Acidity of the stomach. Pyrosis. *P.*
- Cyc. rev. fr. cort.*, dyspepsia and diarrhoea. *P.*
- Cyc. rev. fr. sem.*, dyspepsia with asthma. Pyrosis and cardialgia.
- Cynar. Dub.*, pyrosis.
- Cyper. long.*, cancer of the stomach.
- Cyt. scop.*, oppression of the stomach with anorexia. Costiveness with dropsy. *M.* and *Z.*
- Daphne Sunnerkat*, anorexia. Chronic cardialgia.
- Datisc. Cann. rad. cort.*, pyrosis
- Datura mart.*, subsultus of the stomach.
- Dat. Stram. fl.*, anorexia with thirst.
- Dat. Stram. sem.*, anorexia.
- Deals. Root for Sersum*, dyspepsia with inflation. *G.* Gastric and thoracic pain. *P. G.* Anorexia with fever.
- Delph. Ghafes succ.*, subsultus of the stomach. *P. G. N.* Gastralgia. *G. N.*
- Delphin. paucifl.*, provoking pain in the left side of the gastric region, extending across the chest to the shoulder.
- Digit. p.*, pyrosis. *G. N.* Gaseous eructations. *P.*
- Diosma cr.*, dyspepsia. *Z.*
- Doodaea*, dyspepsia with vomiting. Removing gastralgia by purging.
- Drac. sangu.*, anorexia. Subsultus of the stomach. Pyrosis. *M.*, or *M. & Z.*
- Dulcam.*, disorders of the stomach with sensation of internal burning. *M.* and *Z.* Pain in the epigastrium (superior part of the abdominal region). *M.*
- Elat.*, distension after dinner. Gastralgia and headache.
- Eleagn. any.*, dyspepsia with costiveness.
- Embryopt. gl. fr. & sem.*, pyrosis.
- Euph. Agrar. (aff. spec.)* cardialgia. Pyrosis. *P. G. N.*
- Euph. epith.*, dyspepsia. Anorexia. *P.*
- Euph. longifol.*, anorexia. *P.*
- Euph. gummi*, bulimia. Anorexia and oppression at the stomach. *P.*
- Euph. serr.*, in indigestion with diarrhoea, appetite. *P.*
- Fenic. rad.*, pain of the stomach, in calculous diseases.
- Fenic. sem.*, subsultus of the stomach in the morning, with worms. Fennel-seed with assafotida, calamus, and ginger, rendered me good service (in former years) by relieving a gouty affection of the stomach, accompanied with colic and cardialgia.
- Fumar.*, anorexia. *P. G.* Dyspepsia. *G. N.*
- Gagerming*, gaseous eructation.
- Galega purp.*, dyspepsia.
- Galena*, pyrosis.
- Galla T.*, dyspepsia with headache. Pain of the stomach and in the umbilical region. *P.*
- Gard. dum.*, anorexia. Subsultus of the stomach. Chronic regurgitation of food, with costiveness.
- Gent. rad.*, dyspepsia with constipation.
- Geum el.*, cardialgia. Weight at the stomach. *P.*
- Glac.*, ice swallowed in little pieces strengthens the stomach and excites appetite; especially in great weakness of the stomach. *Z.*
- Glin. dict.*, gastric disorders. *Z.*
- Gooleheen fol.*, subsultus of the stomach. Pain of the stomach and knee.
- Gossyp. sem.*, indigestion, with expectoration of mucus and asthma. *M. & Z.*

- Pyrosis. Subsultus of the stomach, and gastralgia. G. N.
- Gourbooti*, anorexia. F.
- Granat. ac. rad. cort.*, subsultus of the stomach.
- Granat. Pun.*, dyspepsia. (v. *Pip. n.*)
- Graph.*, oppression of the stomach, with fistula. (I. K.)
- Grat.*, dyspepsia, with vomiting and cough. Oppression of the stomach, after dinner, with a tendency to eructation, but inability to effect it.
- Gvaj. gummi*, cardialgia.
- Guil. Bond.*, enlargement of the stomach, with fever.
- Gyps.*, pain of the stomach, extending to the hepatic region. F.
- Gyps. Setselajit*, subsultus of the stomach and pyrosis. F.
- Harm. Ruta*, dyspepsia, with acidity of the stomach. Pyrosis. G. N. Anorexia. G. N.
- Hemid. Ind.*, gaseous eructation and inflation. F. G.
- Herac. div.*, acidity of the stomach.
- Hermod. am.*, dyspepsia, with rumbling and constipation. Anorexia and cardialgia.
- Hermod. d.*, cardialgia. F. G. Hardness of the epigastrium, and sensation of burning, rising from the stomach to the throat. Periodic gastric spasms. Subsultus of the stomach. G. N.
- Herniar. rad. D.*, pyrosis, ♀.
- Holl. pill.* (solution) subsultus of the stomach. Acidity of the stomach.
- Hoya vir.*, pyrosis. Gastralgia. F.
- Hyosc. n.*, bulimia, with thirst. Anorexia. G. N.
- Ichthyoc.*, burning heat at the chest, after dinner. Acidity of the stomach. Cardialgia. G. N. Subsultus of the stomach. F.
- Indigof. Anil*, anorexia. Subsultus of the stomach. F.
- Insula Hel.*, acidity of the stomach.
- Iod.*, cardialgia. Subsultus of the stomach (in solution of almond-oil) dyspepsia, with eructation and falling out of the hair. (v. *Zinc.*)
- Ipom. cusp.*, anorexia. Pyrosis. F.
- Ipom. dasyp.*, oppression of stomach, after dinner. Anorexia. Gastralgia.
- Jalap. mir. rad.*, cardialgia. F.
- Jasp. n.*, subsultus of the stomach. G. Anorexia. Dyspepsia, with diarrhoea.
- Jatroph. Curc. sem.*, anorexia.
- Junip. bacc.*, dyspepsia, with rheumatism and gout.
- Kali carb.*, subsultus of the stomach, with headache. M.
- Kali hydroc.*, dyspepsia, with vomiting. Chronic pain after every meal, in the right side of the epigastrium (superior part of the abdomen).
- Kali min. sal.*, dyspepsia, with costiveness.
- Kali Sals. f.*, dyspepsia, with headache. M. Hiccough, with pain in the shoulder.
- Keiskeila*, dyspepsia. F. G. Anorexia and subsultus of the stomach.
- Kino gummi*, gaseous eructation. F.
- Kunkolmirch*, accelerated digestion, sharpened the sight, and removed cough.
- Lacca in gr.*, anorexia. Dyspepsia, with catarrh and epiphora. Pyrosis. F.
- Laetuc. sem.*, stomachic. ТОЖ.
- Lactucar.*, anorexia, with rumbling. Subsultus of the stomach.
- Lamin. sacch.*, dyspepsia. Anorexia. Oppression of the stomach. Subsultus of the stomach. (All these affections, with or without fever.) M. and B.

- Laws. in.*, gaseous eructation.
- Lea. pal.*, subsultus of stomach. *p. o.*
- Leat. sat.* (with vinegar) 'Stomachic.  
TOMF.
- Lepor in.*, oppression of the stomach  
and pyrosis, with bloody expectora-  
tion. Dyspepsia and acidity in the  
stomach. *p.*
- Leuc. ceph.*, dyspepsia. Anorexia.  
*x. and z.*
- Lim. Laur.*, dyspepsia, with gastric  
pain, sometimes diarrhoea, or tenes-  
mus.
- Lini sem.*, anorexia. Acidity, with  
constipation and vomiting. *x. and z.*  
Dyspepsia. *o. n.*
- Liquir. rad.*, dyspepsia and eructa-  
tion. *p.*
- Liquir. succ.*, dyspepsia and eructa-  
tion. *p.*
- Lithanthrax*, gastric spasm. *p. o.*
- Luffa am. sem.*, anorexia and bitter  
taste, after cholera-morbus.
- Lup. Hum.*, anorexia and subsultus of  
the stomach. *p. o.* Pyrosis. Cardi-  
algia after eating. Dyspepsia. *o. n.*
- Lyc. hb.*, cancer of the stomach.  
Anorexia.
- Lyc. sem.*, subsultus of the stomach.
- Macis*, dyspepsia and anorexia. *p.*  
(with honey) acidity of stomach. *p.*
- Magn. carb.*, anorexia. Gastric and  
abdominal pain.
- Males*, cardialgia. *p.* Prepared with  
butter (as a dish) removed dyspep-  
sia, with subsultus of the sto-  
mach.
- Maleac. Karmekra*, subsultus of  
the stomach.
- Maleac. Todree*, subsultus of the  
stomach, with burning sensation in  
the head. Anorexia.
- Mameera Cashm.*, subsultus of the  
stomach. Gastralgia. 4 times 12.
- Mameera Khatu*, acidity of the  
stomach.
- Mangan. carb.*, dyspepsia, with diarr-  
hoea and swelling. *x. and z.* Cardi-  
algia. Subsultus of the stomach. *p.*
- Mango sem.*, acidity of the stomach.
- Manna Cal.*, anorexia and dyspepsia,  
with cardialgia.
- Manna Teeghul*, anorexia and dys-  
pepsia.
- Mant. ov. mass.*, cardialgia. *p.*
- Marant. fac.*, subsultus of the stomach.
- Marrub. alb.*, gastric pain.
- Mastix*, subsultus of the stomach.
- Meccan. bals.*, subsultus of the sto-  
mach. *p.*
- Meliandr. tr.*, dyspepsia, and oppression  
of the stomach.
- Melia Ased. fol.*, pyrosis. *o. n.* Ano-  
rexia. *p.*
- Melia Ased. sem.*, pyrosis. *p.*
- Meli. sem.*, pyrosis. *p.*
- Melissa*, anorexia. Dyspepsia, with  
giddiness and headache, especially  
in hysterical persons.
- Melong. sem.*, gastralgia. Anorexia. *p.*
- Menisp. gl. fac.*, Gastritis. Gas-  
tralgia. *p.*
- Menisp. hira.*, cardialgia. *p. o.* (Gastric  
spasm. *n.*)
- Mentha p.*, dyspepsia.
- Mentha vir.*, *v. Pip. n.*
- Merc. fulm.*, anorexia.
- Merc. subl. corr.*, pyrosis.
- Methon. glor.*, dyspepsia. Anorexia.  
Cardialgia. *p. o. n.*
- Mimos. Pud. sem.*, subsultus of the  
stomach. *p. o.* Dyspepsia, eructa-  
tion, inflation, and acidity in the  
stomach.
- Moring. Soh. gummi*, dyspepsia.  
Gaseous eructation.
- Moring. Soh. rad.*, gastralgia, with  
catarrh. Acidity in the stomach.

- Moring. Soh. sem.*, gastric and abdominal pain.
- Mori a. fr.*, gastric and abdominal pain. P. Dyspepsia. G. N.
- Mosch. nux.*, subsultus of the stomach. Rumbling in stomach, with dyspep.
- Mutella Ant.*, dyspepsia. Inflation, after dysentery. Anorexia. G. N.
- Myrob. Beller.*, subsultus of the stomach, with asthma.
- Myrob. citr.*, pain of the stomach and neck, with heaviness of the head. Gaseous eructation. P.
- Myrob. Embl.*, gastralgia. P. G. Subsultus of the stomach and pyrosis.
- Myrob. n.*, anorexia. Gastralgia, with constipation. Dyspepsia, with diarrhoea. Subsultus of the stomach. P. (Gastric spasm. N.)
- Myrrha*, pyrosis. Subsultus of the stomach. P.
- Myrt. bacc.*, painful tension of the stomach (beginning as an uneasy feeling in the throat). P.
- Natr. m.*, dyspepsia. Weight at the stomach. P. (v. *Pip. n.*)
- Nekumb. spec. fl.*, pyrosis. Acidity of the stomach.
- Nep. salviafol. hb.*, gastric and abdominal pain.
- Nep. salo. rad.*, gastralgia. G.
- Ner. ant.*, anorexia. Pyrosis. Dyspepsia, with oppression of the stomach. Acidity of the stomach.
- Ner. Od. rad. mont.*, eructation.
- Nigell. sat. sem.*, anorexia. G. N. Cardialgia and subsultus of stomach. P.
- Nitric. ac.*, chronic gastralgia. Dyspepsia, with tendency to diarrhoea.
- Numul. Shudnuj*, anorexia with constipation.
- Nycter. (ol. H.)* anorexia.
- Ocim. a.*, gastralgia. Eructation with nausea. P.
- Ocim. Basil. sem.*, gastralgia. P. G. 8 times.
- Ocim. pil.*, anorexia.
- Ocim. sanct. rad.*, anorexia. Gaseous eructation.
- Ocim. sanct. sem.*, gastralgia, when fasting.
- Olib. Ind.*, anorexia. G. N.
- Onosm. macr. fl.*, cardialgia. Painful tension of the stomach.
- Onosm. macr. rad.*, gastralgia. Acidity of the stomach, and eructation.
- Op. mur. ac.*, pyrosis.
- Op. pur.*, anorexia. G. N. *Morph.*, chronic gastralgia.
- Op. sulph. soda*, pyrosis with dysury.
- Opop.*, anorexia. P. G.
- Orig. heracl. (aff. spec.)* anorexia with constipation.
- Ozal. ac.*, cardialgia. Eructation of acid. Anorexia. P.
- Pastinaca Secacul*, painful hardness of the stomach. Gastritis. Anorexia. G. N.
- Pers. nucl. sem.*, cardialgia.
- Petrol*, pyrosis, with general itching.
- Phall. esc.*, pyrosis and dyspepsia, with gaseous eructation. P.
- Phas. radiat.*, anorexia. P. G.
- Phen. gummi*, anorexia.
- Phosph.*, anorexia. P.
- Phosph. ac.*, promoting the digestion.
- Phosph. mel*, subsultus of the stomach, after a fall.
- Phys. flex. rad.*, anorexia with rheumatic fever.
- Phys. flex. sem.*, pyrosis.
- Phys. flex. Lah. rad.*, gaseous eructation. P.
- Picroorrh. kurroa*, anorexia, with internal burning heat. Subsultus of the stomach. Dyspepsia, with hypochondriasis.
- Pip. a.*, provoking appetite.

- Pip. long.*, promoting digestion. Subsultus of the stomach. P.
- Pip. n.* In the Punjab, under the name "*Tshuren*," a composition is known, of the following ingredients, as a stomachic and provocative of appetite: Take spearmint eight parts; elm-leaved sumach four parts; common salt two parts; black pepper one part. Powder, and mix them together. Dose, one scruple, to half a drachm, two or three times a day. The sumach is sometimes replaced by the dried kernels of acid pomegranates, or the fruit of *berberis chitra*.
- Piscin.*, oppression of the stomach, and pyrosis. P.
- Pis. sat.*, subsultus of the stomach. P. G. Anorexia. G. N.
- Pic. liq.* (H.) gastralgia with catarrh. M. and Z.
- Phumbago Zeyl. rad.*, anorexia. P. G. Acute pain of the stomach and chest.
- Phumb.*, gastric spasm with vomiting, and constipation. Gastric pain, with pulsations in the stomach.
- Pæonia corall.*, gaseous eructation.
- Polyanth. tub. sem.*, eructation of acid. P. G. Bulimia. Oppression of the stomach with costiveness.
- Polyg. macr.*, pyrosis. P. G. Subsultus of the stomach, with obscurity of vision. Acidity of the stomach.
- Polyg. molle*, gastralgia. P.
- Portul. sem.*, anorexia. P. G. Hunger, with subsultus of the stomach. Acidity of the stomach. P.
- Primula veris*, affections of the stomach and bowels. (v. Mat. Med.)
- Prunella Cashm.*, vomiting, from indigestion. Acidity of the stomach. P.
- Prunum*, gastric diseases. ТОНГ. (v. Mat. Med.)
- Psyllis sem.*, rumbling in the stomach, in dyspepsia, with diarrhœa.
- Puls.*, dyspepsia, in gout.
- Quass.* (H.) subsultus of the stomach. Pyrosis, ♀.
- Querc. gl.*, acid eructation with constipation.
- Ran. lan. fol.*, gastric pain. Acidity of the stomach. Enlargement of the stomach.
- Ran. lan. rad.*, gastritis. Anorexia.
- Raph. sem.*, cardialgia. Pyrosis. Anorexia. G. N.
- Ratanh.*, gaseous eructation.
- Resina P.*, lientery with indigestion.
- Rheum Austr.*, diarrhœa, from dyspepsia. Production of acidity with sour eructations. Gastric affections. P.
- Rhus Cor.*, dyspepsia. Anorexia. (v. *Pip. n.*)
- Rhus Kakrasingha*, enlargement of the stomach. Subsultus of the stomach. G. N.
- Ricini fol.*, pyrosis. Subsultus of the stomach. G. N.
- Rosar. r. fl.*, dyspepsia, with hypochondriasis. In affections of the stomach (to gouty persons, as tea). N.
- Rosar. r. sem.*, cardialgia.
- Rosmarin.*, dyspepsia.
- Rottl. t.*, anorexia. P. G. Dyspepsia. Gastralgia. P.
- Rubia M.*, rumbling in the stomach, with indigestion. P. G. Subsultus of the stomach. Periodic, painful obstruction of the abdomen.
- Rumex ac.*, cardialgia. Gaseous eructation.
- Sabad.*, pyrosis P. G. Bulimia in the morning and in the evening. Vomiting, from dyspepsia. P.

- Sagap.*, acidity of the stomach, with indigestion.
- Salap.*, anorexia. *r. o. n.* Dyspepsia. *o. n.*
- Salix Aegypt.*, pyrosis. *r.*
- Salv. Moorcroft. sem.*, anorexia, with foul stomach. 4 times 12.
- Santal. a.*, subsultus of stomach and cardialgia. *r.* (Gastric spasm. *n.*)
- Santon. sem.* (*℞.*) gastralgia.
- Sarsap.*, anorexia and dyspepsia. *o. n.*
- Scamm.*, gaseous eructation, with constipation. 12 times. Gastric and abdominal pain. *o. n.*
- Sid. rad.*, pinching of stomach when empty.
- Sil.*, subsultus of stomach. Cardialgia. Pyrosis. Dyspepsia. *r.* (Gastric spasm. *n.*)
- Sisymb. Irio.*, gastralgia. *r. o.*
- Sisymb. Soph.*, hardness of the stomach.
- Solan. n.*, subsultus of the stomach. Dyspepsia, with constipation. Anorexia. Gaseous eructation.
- Sphar. Ind.*, subsultus of stomach. *r.*
- Spig. anth. hb.*, anorexia. Gripping in the stomach from intestinal worms. Distension of the stomach, with vomiting. Pyrosis. (*℞.*) *r.*
- Spong. u.*, dyspepsia, with catarrh, also in *♀*.
- Stalact.*, dyspepsia, with constipation.
- Stann.*, anorexia. Dyspepsia, with constipation.
- Staph.*, gastric diseases. *n.*
- Stromt.*, oppression of the stomach during digestion.
- Strych. n. vom.*, inflation, with dyspepsia, especially in drunkards.
- Sulph. Auliasar* (combined with nitric acid) pyrosis.
- Sulph. citr.*, pyrosis. *r. o.* Anorexia. Dyspepsia.
- Tabac.*, anorexia. Heartburn, rising to the throat.
- Talc. a.*, dyspepsia, with fever, also with tenesmus.
- Talc. n.*, dyspepsia, with expectoration of mucus. Subsultus of the stomach.
- Tarax. rad.*, enlargement of stomach.
- Taxus baccat. fol.*, stomachic. *n.*
- Terebinthi sem.*, pyrosis. Anorex. *o. n.*
- Tigrin.*, gastric affections, and inflation. *r.*
- Trianth. pent.*, subsultus of the stomach. Cardialgia. *r.*
- Tribul. terr.*, subsultus of the stomach, with nausea and spinal pain.
- Trichos. palm.*, periodic gastric spasm. (Half-hourly doses. 20.)
- Tuber cib.*, eructation.
- Turpeth.*, anorexia, with asthma.
- Ultram.*, dyspepsia, with hypochondriasis. Cardialgia. *r.*
- Urtic. dioic. rad. cort.*, cardialgia.
- Uva ursi.*, hardness of the stomach. *o.* Anorexia. Dyspepsia. *o. n.*
- Valer. sylv.*, pain in the gastric region, upon touching it.
- Vanilla.*, pyrosis.
- Veratr. a.*, anorexia. *r.*
- Verbasci rad.*, dyspepsia, or subsultus of the stomach, with constipation. Pain of the stomach and shoulders, also with tenesmus. Eructation.
- Villars. nymph.*, subsultus of the stomach. Acidity of the stomach.
- Viol. tr.* (*℞.*) dyspepsia, from purging. Eructation.
- Vit. Neg.*, anorexia. Cardialgia. Hardness of the stomach.
- Warburgii tincl. antifibr.*, anorexia. Subsultus of the stomach.
- Xanthox. cort.*, cardialgia. Acidity of the stomach.
- Xanth. sem.*, pyrosis. Acidity of the stomach. *r.*
- Zinc. iod.*, anorexia, and vomiting. *r.*
- Zinc. sulph.*, heartburn, with constipa-

tion. Hardness of the stomach, with costiveness. 4 times 28.

*Zingib.*, v. *Fenic. sem.*

*Zyz. Juj.*, anorexia. Dyspepsia. G. N.

**STONE, GRAVEL, AND OTHER AFFECTIONS OF THE BLADDER, v. Bladder**  
—affections of, &c.

**STOPPAGE, v. Bowels**—irregular action of,

**STUPIDITY, v. Memory**—loss of,

**STUPOR, v. Brain**—disorders of,

**SUBSULTUS TENDINUM** (*convulsive twitching of the tendons*); JERKINGS AND ANOMALOUS PULSATIONS IN THE ARTERIES, PALPITATIONS, AS ALSO CATCHINGS, CLONIC CONVULSIONS (*in which the part affected is violently agitated to and fro*), &c.

—

*Ambra gr.*, sensible pulsation in the body.

*Anac. or.*, subsultus tendinum.

*Ant. t.*, pulsation both felt and visible in all arteries, especially in repose. Violent palpitation of the heart

*Arg. fulm.*, vibration of the right eye, and twitchings on the nose. P.

*Arg. nitric. fus.*, v. Brain—disorders of,

*Bor. Ven.*, clonic convulsions.

*Causl.*, strong palpitation of the heart. (v. Brain—disorders of)

*Chin sulph.*, weak pulsation. P.

*Cic.*, clonic convulsions.

*Digit. p.*, moderating too frequent pulsations.

*Dulcam.*, clonic convulsions.

*Kali sulph.*, general palpitation.

*Manna Cal.*, palpitation.

*Meser.*, subsultus tendinum, and clonic convulsions.

*Mosch. nuz.*, violent pulsations of the arteries of the head, with headache every day.

*Nardost.*, general vibration.

*Natr. mur.*, pulsation, often intermittent. R.

*Nig. sat.*, strong, distressing pulsations, with restlessness.

*Op. pur.*, convulsions.

*Petrol.*, vehement pulsation in the temples and in the stomach. P.

*Plumb.*, painful pulsation in the stomach.

*Pum. lap.*, vibration in the back (or dorsal) muscles. P.

*Sant. a.*, subsultus tendinum, with pain in the joints. M. and R.

*Santon. sem.*, vibration of the eyelids. P.

*Sap. Ind. nuc. cort.*, clonic convulsions and catchings in the whole body. P.

*Serp. ex.*, with sal ammoniac (K.) M. and R., vibration of the calves, with internal burning heat, and emaciation.

*Solan. n.*, clonic convulsions, like electric shocks, with excessive debility, lasting two weeks. It was applied internally in doses of one grain, and externally as an ointment.

*Spig. anth.*, strong palpitation of the heart. (v. Brain—disorders of)

*Stach. Ar.*, subsultus tendinum and clonic convulsions.

*Xanthoz. arom. sem.*, vehement pulsation in the temples and in the chest.

**SUICIDAL MANIA, v. Mental-disorders, &c.**

**SUN—HEAT OF THE, AS AN EXCITING CAUSE OF DISEASE, v. Skin-diseases:**  
tropic itch.

**SUPPURATION, v. Ulcers.**

**SWELLINGS, ABSCESSSES, TUMORS, (*acute and chronic—hot and cold*) as:**

ANASARCA (*general dropsy*).

ASCITES (*dropsy of the abdomen*).

HYDROCELE (*dropsy of the testicles*).



- HYDROCEPHALUS** (*dropsy in the head*).  
**HYDROTHORAX** (*dropsy of the chest*).  
**OEDEMA** (*serous tumefactions*).  
**ORCHEOCELE** (*swelling of the testicles*).  
**ORCHITIS** (*inflammation of the testicles*), &c.
- 
- Absinth.**, swelling of the groin and testicles.  
**Acae. succ.**, rheumatic, inflammatory swellings. Swelling of the cheek. Whitlow.  
**Achyr. asp. sem.**, abscess.  
**Acon. Fer.**, abscess, ♀. (opening) 4 times 28.  
**Acupuncture**, swellings of hands and feet.  
**Agar. a.**, anal abscess. P.  
**Ajouain**, inflammatory swellings.  
**Ajuga Deals.**, abscess. Anal swelling.  
**Ajuga dec.**, swelling of the cheek. P. Tumefaction with itching. Oedematous swelling with diarrhoea.  
**Amaranth. Jountcha**, swelling of the face, in ♀. P.  
**Anac. oc.**, swelling, ♀.  
**Anac. or.**, acute swelling of the throat and abdomen. Opening an abscess.  
**Angel. sem.**, abscesses.  
**Angu.**, painful abscess. P.  
**Ant. sulph. Calc.**, swelling of eyes.  
**Araneum**, abscess. Swelling of hands.  
**Areca Cat. nux n.**, inflammatory swelling of the anus. P.  
**Argem. Mez. sem.**, periodical dental abscess. Swelling of the cheeks.  
**Arg. nitric. fus.**, swellings of the joints. (The liniment.) R.  
**Arn. mont.**, inflammatory swelling.  
**Ars.** (v. *Led. p.*, *Lyc.*, *Serp. ezuv.*, & *Silic.*)  
**Ars. pot.**, swellings. Hydrothorax. (v. *Cassia ligni fol.*)  
**Ars. sod.**, swellings. Inflammation of the penis. P. (v. *China cort.*)  
**Arum camp.**, local inflammations.  
**Aterneae**, abscess. P., also opening. 12 times.  
**Aurum**, orchitis.  
**Baryt. n.**, inflammatory swelling.  
**Basella r.**, orchitis. P.  
**Bdell.**, abscess. (v. *Gard. dum.*, *Sapo*).  
**Bellad.**, v. *Kali sulph.*  
**Berthel.**, oedema.  
**Bign. Ind. sem.**, facial swelling. P.  
**Blum. aur.**, swelling, in leprosy. P.  
**Bomb. hept. gummi**, tumor, ♀.  
**Bomb. hept. rad.**, swelling.  
**Bombax**, abscess.  
**Borac. ac.**, inflammatory swelling of the cheeks and ears. 3 times 9.  
**Borax**, hard swelling of one side of the face. (v. *Cinnab.*)  
**Bryon.**, dropsy.  
**Calc. carb.**, swelling of the knees.  
**Calc.**, v. *Sapo*.  
**Calebr. opp.**, swelling of the penis. P.  
**Calend.**, erysipelalous swelling.  
**Calotr. gig. rad. cort.**, orcheocele. Inflammatory swelling of the knees.  
**Calotr. succ. rec.**, produced swelling of the testicles, where it had been rubbed during fever, on the spine.  
**Cannab. Ind. Cashm. hb.**, periodical swellings (v. *Senn. fol.*)  
**Cann. Ind. Cashm. rad. cort.**, swelling of the ankles.  
**Caps.**, facial swelling, with toothache.  
**Carissa Car. fol.**, swelling of one eye. Swelling of the buttocks. P.  
**Carniol. u.**, inflammatory swellings. Abscess of the arm. P.  
**Carpobals.**, tumefaction, with burning and pricking pain.

- Carvi sem.*, facial swelling and vomiting.  $\mathcal{P}$ .
- Cascar.*, dropsy.  $\mathcal{R}$ .
- Cass. al.*, tumefaction.
- Cass. Fist.*, abscess. Orcheocele.  $\mathcal{P}$ .  $\mathcal{G}$ .  
Softening internal and external swellings.  $\text{ToH}\mathcal{P}$ .
- Cass. Kharn. N.*, facial swelling.  $\mathcal{G}$ .  
Inflammatory swelling. Anasarca.  
General inflation. Opening an abscess of the arm.
- Cass. lign.*, swelling of the cheeks.  
Inflation of the gastric region.  $\mathcal{P}$ .
- Cass. lign. fol.*, oedematous swelling.  $\mathcal{P}$ .  $\mathcal{G}$ .  
 $\Delta$ . *Arsen. pot.*  $\mathcal{M}$ . &  $\mathcal{N}$ . 60., anasarca.
- Celastr. pan.*, abscesses in the spleen, liver and kidneys.
- Cerelaum*, orchitis, from external violence. (The inunction.  $\mathcal{V}$ . Vol. I., p. 69.)
- Cervi c. ras.*, swelling.  $\mathcal{P}$ .  $\mathcal{G}$ .
- Cervi c. u. a.*, opening abscess.
- Cham. v.*, erysipelatous facial swelling, after toothache.
- Chelid. maj.*, orchitis.
- Chenop. sem.*, dropsy.  $\text{ToH}\mathcal{P}$ .
- Cherayta*, dropsy. Hydrothorax.
- Chin. cort.*, oedematous swellings.  
Swellings of the abdomen. Orchitis. Inflammatory swelling of the knees.  $\mathcal{P}$ .  $\Delta$ . *Arsen. sodæ*, anasarca.  $\mathcal{G}$ .
- Chin. sulph.*, swelling of the face.  $\mathcal{P}$ .
- Cich. fl.*, anal abscess.  $\mathcal{P}$ .
- Cich. rad.*, swelling of the face, with fever.
- Cich. sem.*, dropsy. Oedematous swellings.  $\mathcal{P}$ .
- Cicut.*, inflammatory swelling of knee.
- Cinnab.*, tumor in gonorrhœa. Cinnabar two parts, borax one part, prepared with lemon juice, and left macerating 40 days; and afterwards made into pills, is an Hindoo-remedy in dropsy.
- Clerod. inf.*, swelling of the cheeks, with toothache.  $\mathcal{M}$ . and  $\mathcal{E}$ .
- Coccul.*, swelling of the cheeks.  $\mathcal{P}$ .
- Coloc. rad.*, ascites.  $\mathcal{M}$ . and  $\mathcal{E}$ . 120.  
( $\mathcal{V}$ . *Zing.*)
- Comp. Zerbabri*, swelling of the face, after vomiting.
- Conv. arg.*, oedematous swellings.  
( $\mathcal{V}$ . *Smil. China*).
- Conyza anth.*, oedematous swellings of the feet.  $\mathcal{P}$ .
- Cop. bals.*, with mucilage of gum arabic, inflammatory swelling of the knee.  $\mathcal{P}$ .
- Corch. frut.*, general swelling. Swelling of the eye, from a blow. 4 times 42. Swelling of the eyelids.  $\mathcal{P}$ .
- Cor. sat.*, resolving swellings.  $\text{ToH}\mathcal{P}$ .
- Cost. n. Cashm.*, painful abscess on the anus. Swelling of the cheeks.  $\mathcal{P}$ .
- Crat. Marm.*, periodical and anal abscess.  $\mathcal{M}$ . 30. Acute swellings.  $\mathcal{P}$ .  $\mathcal{G}$ .
- Creos.*, inflammatory swelling of the ankles.
- Crot. T.*,  $\mathcal{V}$ . *Zingib.*
- Cucum. acutang. P.*, swelling of eyes.
- Cucurb. Lag.*, opening an abscess of the mouth.
- Cup. amm.*, swellings of the cheeks.  $\mathcal{P}$ .
- Cup. carb.*, oedematous swellings of the feet, with contractions.
- Cyc. rev. cort. fruct.* ( $\text{E}$ .  $\mathcal{E}$ .) oedematous swellings. Dropsy. Orcheocele.  $\mathcal{P}$ .  $\mathcal{G}$ .
- Cyn. Dub.*, abscesses.
- Cyp. long.*, inflammatory swellings,  $\mathcal{Q}$ .
- Datic. Cann. rad. cort.*, inflammatory swellings.  $\mathcal{P}$ .  $\mathcal{G}$ . Abscesses  $\mathcal{Q}$ ., under the tongue and on the groin.
- Deals. Root for Sersaum*, opening abscesses.

*Dig. purp.*, œdematous swellings. Swelling of the ankles.  
*Djendaloo*, swelling of eyes. *r.*  
*Doodsea*, opening abscess.  
*Elat.*, opening abscess.  
*Euph. Agrar.* (*aff. spec.*) resolving abscesses. Facial swellings.  
*Euph. epithym.*, local tumefaction.  
*Euph. longifol.*, inflammatory swelling of the anus, and opening abscess.  
*Euph. ten.*, œdema. *r.*  
*Euph. thymifol.*, œdematous swellings. Swelling of the ankles, ♀. Resolving abscess, after application of leeches.  
*Euphr.*, swelling, with itching, burning and pricking pains.  
*Evolv.*, general swelling. 4 times 28.  
*Ferr. carb.*, ascites, after small-pox.  
*Frit. cirrh.*, swellings.  
*Gagerming*, swellings.  
*Galanga*, resolvent abscesses.  
*Galena*, swelling of the epigastrium. Swelling of the face. *r.*  
*Gard. dum.*, abscesses. Swellings of eyes. Œdematous swellings. *r.* The bark of the fruit, either triturated with water, or mixed with *Bdell. gummi*, and applied, resolves and opens abscesses. Boils. *r.*  
*Gent. rad.*, dropsy. *r.*  
*Geraw. prat.*, swellings of the lips, ♀. Orchitis, ♀. *c. n.*  
*Goum el.*, inflammation of the cheeks and throat. *r.*  
*Glin. dict.*, inflammatory swelling, from external violence.  
*Gmel. Asiat.*, swellings, with pain of the spine and knee.  
*Guil. Bond.*, swellings, ♀. *r. o.* Œdema, with intermittent fever. Hydrocele (applied with *Ol. ricini*). *r.* (*v. Zing.*)  
*Gyp.*, œdematous swellings. *r.*

*Harm. Ruta fl.*, œdema of the feet. *r.*  
*Hemidesm. Ind.*, swelling of the cheeks and throat.  
*Herac. div.*, gouty, rheumatic, and scrofulous swellings. Opening abscesses.  
*Hermod. am.*, gouty inflammatory swellings.  
*Hermod. d.*, swellings resolvent. *Tour.*  
*Hibisc. Trion.*, tumefaction.  
*Hoya vir.*, dropsy.  
*Hyssop.*, swelling of eyes. *r.*  
*Ilex aqu.*, abscesses.  
*Indig.*, œdematous swellings, with diarrhœa. *m.* and *e.* Resolving inflammatory swellings, the application of indigo, triturated with water (if necessary to be repeated) *cx.* for whitlows.  
*Iod.*, resolved a hard swelling as big as a fist over the navel, with dyspnoea, in a very stout man. *m. & e.* 60.  
*Iod.*, injections in hydrocele. *m.* *Iod.* is a remedy which produces withering (atrophy) of testicles and breasts. (*v. Merc.* and *Kali iod.*)  
*Jal. Conv.*, dropsical swellings.  
*Jal. mir. fol.*, greased with oil or butter, and applied warm, is a remedy employed by Eastern people for abscesses and boils, to soften them, to diminish their pain, and promote suppuration.  
*Just. Nas.*, inflammatory swellings, ♀.  
*Kali carb.*, swelling of the parotid glands.  
*Kali iod.*, hydrocephalus. *r.*  
*Kali sulph.*, acute, gouty, and rheumatic swelling of the ankles. Inflammatory swellings, especially in the joints (with and without *Belladonna*). Swelling of the cheeks. *r.*  
*Kino gummi*, inflammatory swelling of

- the ankles, with pricking pain. Swellings ♀., with burning of the soles.
- Lacca in gr.*, swellings. ♀. ♂.
- Laws. in.*, cold swellings of the joints (applied with soap and water). ♂.
- Led. pal. A. Ars.*, inflammatory swellings of the knees, ♀.
- Lepid. sat. hb.*, abscess of the anus. ♀.
- Lepid. Tarameera sem.*, gouty swelling.
- Lepor.*, swelling of the feet, from a serpent's bite.
- Lesc. ceph.*, swelling of the ankles. Swelling of the face. ♀.
- Lich. od.*, facial swelling, with toothache.
- Lim. Laur.*, hydrocele. ♂.
- Lini sem.*, œdematous swellings. ♀. ♂. Inflammatory swellings of mouth. ♀. (With honey) inflammatory swellings of the face. (v. Mat. Med.)
- Lithanthr.*, swelling, in gonorrhœa. ♀.
- Lupin. a.*, swelling of the eyes. Swelling of the penis.
- Lyc. hb.*, inflammatory swellings. Whitlow. ♀.
- Lyc. sem.*, abscesses.
- Lyc. sem. A. Ars. pot.*, anasarca.
- Macis*, abscesses.
- Major.*, cold, painless swellings.
- Malea*, inflammatory swellings. TOUR.
- Malea mont.*, scrotal swelling.
- Mang. carb.*, swelling, with diarrhœa.
- Manna Cal.*, swelling of the eyes. Scrotal swelling. Periodical swellings of the ankles.
- Manna Hed. Alb.*, orcheocele, in gonorrhœa. ♀. Abscesses. ♀.
- Marrub. a.*, orcheocele.
- Marum Syr.*, swelling of the glans penis.
- Meccan. bals.*, swelling of the glans penis, ♀.
- Melia Asod. fol.*, orcheocele. Erratic swelling.
- Melia sempervir. fol.*, resolving abscesses. ♂. (application).
- Melil. sem.*, abscesses.
- Menisp. hairs.*, tumefaction of the anus. ♀.
- Merc. ungu.*, frictions in acute hydrocephalus, during the first and second stages. ♂. Internally might be at the same time tried :
- Merc. d. A. Iod.*
- Merc. v.*, acute and chronic swellings of the testicles. Opening abscesses. (v. Children—diseases of)
- Meth. gl.*, leprous swellings.
- Mezer.*, orcheocele, ♀.
- Momord. Guger v s h*, facial swelling, in toothache.
- Moring. Soh. gummi*, swelling of the cheeks. ♀.
- Moring. Soh. rad.*, opening abscesses.
- Mulg. rap. cort.*, acute swellings of the cheeks.
- Mulg. rap. fol.*, abscess on the occiput. ♀.
- Mur. ac.*, inflammatory swelling of the ears.
- Myrob. Embl.*, dropsy.
- Narciss. bulb.*, orcheocele, ♀.
- Nardost.*, swelling of the cheeks, with toothache.
- Nep. salv. hb.*, orcheocele.
- Nep. salv. rad.*, swellings.
- Nigella, v. Sol. Jacqu.*
- Nitric. ac.*, orchitis. ♀. ♂.
- Nitro-mur. ac.*, dropsy. Hydrothorax.
- Ocim. pil.*, swellings.
- Olib. Ind.*, orchitis.
- Onosm. macr. fl.*, inflammatory swelling.
- Op. pur.*, orchitis (application with lemon-juice). ♂.
- Orob. cruent.*, swellings.

- Pastinaca Secacul*, abscess of the hips. P.
- Pavia*, anasarca with diarrhoea.
- Petros.*, tumefaction of the eyes.
- Phosph.*, painful swelling with herpes on the arm. Dropsy. Hydrocephalus. R. (With honey) swelling of the hand, ♀., with pain and numbness. (With oil) cedematous swellings.
- Phys. flex. sem.*, abscess of the anus. P.
- Phys. flex. Lah. rad.*, œdema of the face. P.
- Pior. kurrooa*, swelling in ♀. P. G. Orchitis. (R.) M. Swelling of the eyes with tumors.
- Piscin.*, hot and cold swellings; even acute hydrocephalus.
- Plant. maj.*, abscesses.
- Pœonia corall.*, swelling with itching and burning, after washing with cold water.
- Polan.*, resolved an abscess of the shoulders.
- Polyg. linifol.*, anal abscess.
- Polyg. molle*, erysipelalous swellings of the face.
- Polyp. Sekour*, suppuration of inflammatory swellings. P. Inflammation of the anus and throat. P.
- Portul. sem.*, orchitis.
- Prunella v.*, inflammatory swelling of the knee. 12 times.
- Psyll. sem.*, swelling of the eyes.
- Puls.*, hydrocele. Opening abscesses.
- Quass. (R.)*, swelling of the penis, ♀. 4 times 28.
- Ran. lan. fl.*, tumefaction.
- Ran. lan. fol.*, swellings, ♂. ♀.
- Ran. lan. rad.*, swellings of the fingers.
- Raph. sat. sem.*, resolving hard and soft swellings (applied with whey). TONF.
- Ratanh.*, anasarca.
- Rheum*, cold swellings. R.
- Rhus Tox.*, hot swellings.
- Ric. comm. fol.*, swelling of the ankles.
- Ric. comm. sem. excoort.*, inflammations and indurations of the testicles (applied with milk). R.
- Rutu tinct.*, swelling, in Ind. leprosy.
- Rum. ac.*, abscesses, a family remedy in Cashmere (applied with water).
- Sabad.*, periodical tumefaction. M. Swelling of the face, with eruption of patches.
- Salap* (a species resembling in form small, dried, Turkish figs) dropsy.
- Salv. off.*, partial swellings. Inflammatory swelling. Swelling of the cheeks. 4 times 12. Abscess of the anus.
- Salv. Moorcroft.*, abscess.
- Samb. n. rad. succ.*, dropsey. R.
- Sanspour*, inflammatory swelling of the arm.
- Santal. r.*, inflammatory swellings (scrofulous, or ♀.) M. and R.
- Sapo*, with chalk, or *bdellium*, abscesses and boils (the application). R.
- Sarcoc.*, resolving swellings. TONF.
- Sarsap.*, swellings of the joints, ♀. (v. *Smil. China*).
- Scorp.*, swellings, ♀.
- Sebest.*, transient swellings of the knees. P. Its decoction to abscesses (applied) R.
- Selen.*, swelling of the ankles. Softening abscesses. A hard swelling on the back. P.
- Senec. Jacquem.*, opening abscesses.
- Senec. mus.*, swelling of the face.
- Seneg. rad.*, dropsey. Swelling of the knees.
- Senna fol.*, v. Children—diseases of,
- Sep. ossa*, œdema.
- Serp. exuv.*, painful inflamed abscesses.

- r. g. ♀*. Swelling of the foot, after a dog's bite.
- Serp. ex.* with *Ars.*, orchitis, in ♀. *r.*
- Sid. fol. & sem.*, inflammatory swellings.
- Sid. rad.*, œdema. *r.*
- Sil.*, inflammatory swelling of the knee, of three months' standing. (I. *℞.*) *m.* 7. Chronic swellings of both feet. (*℞.*) *m.* & *z.* 14. Swelling and suppuration of the hand. Hydrocele, with scrofula. Abscesses, before and after bursting.
- Sil.*, *Δ. Ars.*, orchitis, in ♀. *r.*
- Sinap. fol.*, swellings of the eyes and throat.
- Sinap. sem.*, swelling of the shin.
- Sisymb. Soph.*, swelling and sensation of burning and itching. Inflammatory swelling of the eye. *r.*
- Smil. China* (after *Conv. arg.*, and *Sarsap.*, previously given) abscess of the anus. *r.*
- Sol. Jacqu. succ.* with *Nigella*, dropsy. *Toxif.*
- Sol. n.*, dropsy. Hydrothorax. Itching œdema. *r.*
- Spig. anth.*, swelling of the chin.
- Squilla mar.*, swelling of the nose.
- Stann.*, œdema of the feet, with fever.
- Staph.* (after *Silicea*) the first dose opened a rachitic abscess.
- Stor. cal.*, abscess.
- Strych. n. vom.*, swellings on hands and feet, with fever. Dropsy. Orchitis, with cramp and dragging of the testicles.
- Suert. pet.*, abscesses. In Cashmere its application. *z.*
- Tabac. sem.*, whitlow. *r.*
- Talc. a.*, anasarca. Periodic abscess of the ear. Tumefaction, with acute eruptions, itching, &c.
- Tereb. ol.*, facial swelling, with eruption.
- Tereb. spir.*, swelling with fever, cured by purging.
- Test. ov.*, swellings of the groin and testicles. *z.*
- Thuj. occ.* (*℞.*) inflammatory swelling of the knee, with gonorrhœa.
- Thym. Serp.*, abscesses, with fever.
- Tribul. terr.*, swelling of the knee.
- Turp. Conv.*, v. Children—diseases of, *Ultram.*, orcheocele.
- Urt. dioic. fl.*, swelling.
- Vacc. sterc.*, patients suffering from anasarca in the East, are covered with cow-dung over the whole body, and then exposed to the burning rays of the sun.
- Vanill.* (*℞.*) general swelling. *r.*
- Venesectio*, periodic swellings of the eyelids. *r.*
- Verbas.*, abscess of the cheek, ♀. opening.
- Verbena Lah.*, swelling of the eye. *r.*
- Veep. fav.*, facial swelling, in ♀. *r.*
- Viol. rep.*, inflammatory swelling. Periodic facial swelling, with gout in the head.
- Vit. Neg. sem.*, swelling of the ankles. Swelling, with itching. Facial swelling. *r.*
- Vitri fol.*, painful swelling of the hand.
- Vomit.*, acute orchitis.
- Xanthoz. arom. cort.*, inflammatory facial swelling.
- Zed. Zer.*, œdema, with vomiting.
- Zinc. carb.*, inflammatory nasal swelling. *m.* 7.
- Zing. off.*, swellings of the feet. *r.*, in painful. *g.*
- Zing. off.* with *Crot. T.* and *Guil. Bond.* in combination, taken three times a day, produced on the fifth day an abscess at the anus.

*Zing. rec.*, promoting the bursting of an abscess.

*Zing. rec.*, with *Coloc. rad.* (in composition) orcheocele. ♀.

Of late years I used, often with success, a simple resinous adhesive cerate in hydrocele and ascites. After tapping, I applied it on the relaxed part, fastening it by a bandage; using at the same time the internal remedies.

For those who prefer compound remedies, I add here two recipes of my former practice, noted in my manual as beneficial in dropsy.

The one consists of *Calomel*, *Digit. p.*, *Opium*, *extr.* *Squilla m.*, in equal parts, prepared as two-grain pills. The dose was one to two pills every morning and evening.

The second recipe consists in essences of *Jalapa*, *Senna*, *Turpethum*, *Scammonium*, *Ipom. cær.*, and *Myrobal. nig.*, mixed, they are evaporated over a gentle fire to a soft extract; to which is added, so much of a mixture of one part of calomel and two parts of rhubarb, sufficient to form it into a mass, from which three-grain pills are prepared. One pill administered every morning and evening, effected in eight days the cure of an anasarca, by increasing the discharge of urine. Like most physicians still do, I also formerly treated my patients after the principle: *Vis unita fortior*, believing that it is necessary at once to attack all the organs, for removing such intractable (?) diseases.

SYPHILIS, WITH OR WITHOUT MERCURIAL DISEASE. (v. also: *Affections of the throat—Skin-diseases—Pains—*

*Gonorrhœa*—under whichever form it may appear. —

*Abrus prec. a.*, v. *Guil. Bond.*

*Abrus prec. r.*, syphilis, ♂.

*Acon. Nap. extr.*, pains, with sensation of burning, ♀.

*Agav. Amer.*, syphilis. n.

*Aith. fl.*, v. *Sil.*

*Amaranth. Jountcla*, syphilis, ♂.

*Anagallis cær.*, latent syphilis. m. & n. 60.

Syphilis with itch; also with mental disorder, &c.

*Angel. rad.*, v. *Petrosel.*

*Argem. Mex. sem.*, chancres. Herpes of the beard, ♀.

*Arg. fulm.*, syphilis, ♂. Pain of the joints, with sensation of internal burning, &c.

*Arsen.*, v. *Merc. sol.*, & *Thuja*.

*Ars. pot.*, v. *Merc. sol.*

*Artem. v. (aff. spec.) rad.*, rheumatism. ♀.

*Asa f.*, syphilis, ♂. Pain in the bones.

*Begon. balmis.*, syphilis. n.

*Berthel.*, chancre and syphilis (periodical exacerbations) m. and n.

*Blum. auric. sem.*, pains, ♀., even those in the joints, combined with ♂ disease.

*Bol. Arm.*, pain in the joints, ♀.

(v. *Terra Traüder.*)

*Cacal. Kl.*, syphilis, hereditary or latent. m. 40. m. and n. 80.

*Cannab. Ind. Cashm. fl.*, soreness of the mouth with general pains, ♀.

*Carbo veg. (ex Calotr. gig. rad. pr.)* herpes, ♀.

*Carissæ Car. fl.*, itching, ♀. Herpes.

*Cariss. Car. fol.*, pains, ♀. o. (Syphilis with dysury. n.)

*Cariss. Car. fr.*, syphilis, ♂.

*Chelid. maj.*, pains, ♀. Ulcer on the buttocks, ♀.

*Churrus*, v. *Sil.*

*Cocos Sechell. min.* (the hard shell) in latent syphilis.

*Colch. aut.*, m. & e. 60. 4 times 28. g. n.

*Comp. Zerbabri*, pains, ♀. m. & e. 60.

*Curcuma*, v. *Merc. d.*

*Cyc. rev. cort.*, chancre. m. and e. 14.

*Cyc. rev. sem.*, chancre. (4 times 12. n.)

*Datic. Cann. rad. cort.*, syphilis, ♂. Pain, with sensation of burning.

*Datic. Cann. sem.*, chancre. Scrotal fistula, ♀.

*Deals.* Root for fever, itching, ♀.

*Deals.* Root for fistula, syphilis (primary or secondary).

*Digit. purp.*, chancres. m. 7.

*Dje ndalo o*, syphilis. m. 40. (4 times 12. n.)

*Dolich. pr. faba*, syphilis. g. n.

*Eben.*, v. *Merc. d.*

*Embryopt. glut. fol.*, syphilis. g. n.

*Eug. Jambol.*, v. *Galanga*

*Ferr.*, v. *Galanga*

*Fumar.*, v. *Merc. subl. corr.*

*Galanga*, in chronic, latent syphilis, the eruption r. Painful scrotal ulcers, ♀. m. and e. Tumors, ♀. Herpes, ♀. Pains, ♀. Itching, ♀. (m. and e. 14. n. ?)

With *Ferr. Eug. Jambol. succ.*, in combination. m. and e. 60.

*Goss. sem.*, syphilis, ♂.

*Gourdooti*, pains, ♂. ♀.

*Grew. As.*, itching, ♀.

*Guil. Bond.*, gouty palsy in the feet, ♂. ♀. Syphilis. g. n. (v. *Smil. China.*)

A. *Abr. prec. a.*, chancre and tumors. m. and e.

*Hedy. Ath.*, the decoction of the leaves is said to have cured an hereditary syphilis.

*Heliotr. Eur.*, gouty palsy, ♀.

*Hemid. Ind.*, recent and chronic syphi-

lis. g. n. Itching, ♀. Granular eruption, like herpes, as also patches, and gout in the joints, ♀. m. & e. 60. (v. *Smil. China.*)

*Heract. div.*, syphilis. g.

*Hyscop.*, syphilis with tumor. m. & e. 60.

Syphilis. 4 times 28. g. n.

*Indigof. Anil*, pains, ♀.

*Inula Hel.*, gout in the joints, ♀. ♂. m. and e.

*Iod.*, *hydriod.*, *Merc.*, *Pip.*, *Zinc.*

*Jalap. mir. rad.*, confused vision and herpes, ♀.

*Jasp. n. u.*, pains, ♀.

*Jugl. nuc. cort.*, pains, ♀.

*Kali hydroc.*, ulcers in the throat, ♂. ♀.

*Kali hydriod.*, is a common remedy in secondary syphilis, and is generally administered in doses of eight grains, three times a-day. Considering the great number of vegetable remedies alluded to, which in smaller doses proved useful, I should not like to make use of it in such cases.

*Lacca in gr.*, offensive ulcer of the nose, ♀. Swelling of the penis, and suppurating tumor, ♀.

*Lactuca sat.*, syphilis, ♂. e.

*Laws. in.*, latent syphilis. m. & e. 60.

*Leon. Royle*, syphilis. Itching, ♀.

*Lepid. sat. rad.*, confused vision, itching, and pains, ♀. r. g. Latent syphilis. m. and e. 60.

*Lepid. sat. sem.*, dimness of vision. ♀.

*Leuc. ceph.*, scrotal herpes, ♀. Suppurating bubo. (Chancre. m. & e. 14. n.)

*Lich. odorif.*, itching, ♀.

*Lyc. sem.*, ulcers of the mouth, ♀.

*Mastix*, pain of the joints, ♀.

*Menisp. hirs.*, dimness of vision and tumors, ♀.

*Merc. d.*, A. *Curc. longa* or *Eben.*, chronic syphilis. m. 40. or m. and e. 60.



- Merc. d. A. Iod. amygd. ol. sol.*, recent or chronic syphilis.  $\text{m}$ . and  $\text{x}$ .
- Merc. subl. corr. Ind.*, roasted in butter, made into pills, with extract of cumin-seeds and sarsaparilla (at the same time, for external application, the above-mentioned mercurial preparation made with catechu, cinnabar, wax and oil into an ointment) was the favorite anti-syphilitic nostrum, which my Hakim used in the hospital.
- Merc. sol.*,  $\Delta$ . *Ars. pot.*, syphilis with gonorrhœa.
- Merc. subl. corr.* with *Merc. v.*, well triturated, and prepared into pills, with the inspissated juice of fumitory, are said to cure syphilis, without producing salivation.
- Merc. viv.*, syphilis.  $\text{a}$ .  $\text{n}$ .
- Mezer.*, syphilis,  $\text{y}$ . Pains of the joints, with tumors,  $\text{q}$ .
- Moring. Soh. gummi*, itching,  $\text{q}$ .
- Mulged. rap. fol.*, re-appearance of a latent syphilis.  $\text{m}$ . and  $\text{x}$ . 60.
- Nekumb. spec. fl.*, syphilis of every description (whether chronic or recent).
- Nel. spec. sem.*, warts on the fingers,  $\text{q}$ .
- Nep. salv.*, affections of the organs of speech (as hoarse, rough and weak, low voice)  $\text{q}$ .
- Nitric. ac.*, syphilis.  $\text{y}$ . Pains of the joints,  $\text{q}$ . Ulcers of the mouth and throat,  $\text{q}$ . Periodical eruption of vesicles and rhagades on the prepuce.  $\text{x}$ . (v. *Sulph.*)
- Ox. corn.*, latent or secondary syphilis. Ulcers of the throat,  $\text{q}$ .
- Parreira br.*, chronic periodical syphilitic eruption, with dimness of vision, &c.  $\text{x}$ . 40.
- Petros. fol.*, syphilis (with Angelica in form of pills).  $\text{x}$ .
- Pip. long. rad. stip.*, latent syphilis.
- Pip. n.* ( $\text{H}$ .) syphilis,  $\text{y}$ . (v. *Verbena*).
- In combination with *Iod. g. m. & x*.
- Prun. sylv.* ( $\text{H}$ .) syphilis.
- Punic. lap.*, during its use in syphilis, constriction of the prepuce around the glans (*paraphymosis*) occurred.
- Quass.* ( $\text{H}$ .) sensation of burning in the stomach, abscesses and swelling of the glans penis, with a granular eruption (like miliaria)  $\text{q}$ . 4 times 28.
- Ran. lan. fol.*, ulcers of the mouth,  $\text{q}$ .
- Ruku t.*, eruptions,  $\text{q}$ .
- Sap. Ind. nuc. cort.*, herpes,  $\text{q}$ .  $\text{m}$ . &  $\text{x}$ . 60.
- Sassafras*, secondary syphilis.  $\text{x}$ .
- Sed. crass.*, pains,  $\text{q}$ .  $\text{m}$ . and  $\text{x}$ .
- Sel.*, syphilis (after improper treatment). Pains,  $\text{q}$ .
- Senec. Mus.*, in Cashmere the inspissated juice of this plant is regarded as an anti-syphilitic remedy. In small doses, however, it has not proved beneficial.
- Serp. ex.*, painful itching and freely suppurating chancres. *S. Ol.* ( $\text{H}$ .) chronic syphilis, periodical exacerbations.  $\text{m}$ . and  $\text{x}$ . Chancres, and inflammatory swellings,  $\text{q}$ .
- Sil.*, syphilitic,  $\text{y}$ ., pains, patches, and ulcers, as also gouty palsy.
- $\Delta$ . *Alk. fl.*, syphilis, with gonorrhœa.  $\text{m}$ . and  $\text{x}$ .  $\Delta$ . *Churrus*, syphilis, with gonorrhœa. Ulcers of the mouth, and pain of the joints,  $\text{q}$ .
- Smil. China*  $\Delta$ . *Guil. Bond.*, latent syphilis. Pains,  $\text{q}$ .  $\text{m}$ . and  $\text{x}$ .
- $\Delta$ . *Hemid. Ind.*, chancres. Offensive ulcer of the nose (*osæna*) with burning pains.  $\text{m}$ . and  $\text{x}$ .
- Spong. u.*, chancres. 4 times 28. Also the local application of the  $\text{H}$ ., may probably be more beneficial than the cauterisation with lunar-caustic.

Latent syphilis, with itching on the glans.

*Stinc. mar.*, Pains. ♂. ♀. M. 40.

*Strychn. f. St. Ign.*, pains, ♀. M. 30.

*Sulph. A. Nitric. ac.*, recent or chronic syphilis. M. and E. 80.

*Terebinthi sem.*, syphilis, ♂., with Indian leprosy.

*Terra Traiber.*, syphilis. E. (v. *Bol. Arm.*)

*Thuj. occ.* (℞.) *A. Arsen.*, syphilis.

*Thuj. or. sem.*, lancinating pains, and pains of the joints, ♀. M. and E. 60.

*Thym. Serp.*, chronic syphilis (periodical exacerbations). M. and E. 60.

Tumors, ♀.

*Umb. Butazeri*, herpes and patches, with lancinating pains, ♀. M. & E.

*Verbasc.*, open bubo, ♀. M. and E. 14. Reproducing chronic, latent syphil.

*Verben. Lah. hb. aut sem.*, with or without *A. Pip. n.* (℞.) recent or chronic syphilis. M. and E.

*Vesp. mel.*, periodical chronic syphilitic eruption. (G. ? in a man, M. 40.

In a female, who had taken the same medicine at the same time. N.)

*Vesp. fav.*, syphilis with gonorrhœa. M. 30. Syphilis without gonorrhœa. G. N.

*Vit. Neg. sem.*, herpes, ♀.

*Xanthox. lign.*, scrotal itching, ♀.

*Zinci iod.* (with oil of almonds) chancres. It was at the same time applied locally. Ulcers on the anus of a boy, ♀.

*Zinci sulph.*, syphilis, ♂. The recovery sometimes did not occur until the third week.

*Zinci sulph. A. Iod.* (*solut.* in oil of almonds) chancres, and chronic syphilis. M. and E. (The combination of the two medicines did not prove beneficial.)

*Zyz. Juj.*, ulcers of the mouth, and pains, ♀.

TAPE-WORM, v. WORMS.

TASTE—MORBID VARIETIES OF,

*Allium sat.*, bitter taste.

*Anac. Or.*, bad taste.

*Arg. fulm.*, bitter taste.

*Arum Coloc.*, bad taste. P.

*Bebeerine*, bitter-sweet taste. P.

*Berber. chitra*, bitter taste.

*Cariss. Car. fol.*, bitter taste.

*Cass. Khar n. N.*, bad taste. Bitter taste. P.

*Cinnam. fl.*, bad taste.

*Concha fluw.*, bad taste. P.

*Datic. Cann. sem.*, bitterness in mouth and throat, in the morning.

*Deals. Root for Sersum*, bad and bitter taste.

*Euph. long.*, bitter taste.

*Ferr. sulph. Ind.*, bad taste.

*Gagermising*, bitter taste. P.

*Geran. prat.*, bitter taste.

*Hermod. d.*, bitter taste.

*Hoya vir.*, bad taste.

*Iod.*, v. *Zinc.*

*Lacca in gr.*, bad taste.

*Lup. Hum.*, bitter taste.

*Manna Hed. Alh.*, bitter taste. P.

*Menth. pip.* (℞.) bad taste.

*Nardost.*, sweet taste. P.

*Onosm. macr. fl.*, bad taste.

*Ruku t.*, bitterness in the mouth and throat.

*Sarsap.*, v. *Smil. China.*

*Smil. China A. Sarsap.*, bitter taste.

*Strych. n. com.*, bitterness in mouth.

*Verbena Lah.*, bad taste. P.

*Zinc. iod.*, bitterness in mouth. P.

*Zyz. Juj.*, bad taste.

TENESMUS, v. Bowels—irregular action of,

## TESTICLES—AFFECTIONS OF THE, as:

ATROPHIA (*emaciation*).

CIRSCOELE OF VARICOELE (*a varicose dilatation of the veins of the spermatic cord*).

PARORCHIDIUM (*retention or retraction of one or both testes within the inguinal region*), &c.

*Canab. Ind. Cashm. fl.*, parorchidium.

*Gutta percha* (solution in chloroform, applied to the retracted testicle) in cirSCOELE. R.

*Iod.*, atrophy of the testicles. F.

*Leuc. ceph. spec.*, hardness of the testicles. F.

*Lini sem.*, is noxious to the testicles. TOHF.

*Melli. sem.*, affections of the testicles.

*Merc.*, affections of the testicles and glands.

*Opp.*, acts on the testicles injuriously. The corrective to it is conserve of walnuts. TOHF.

*Plat.*, sensation of burning and corrosion in the testicles.

*Raph. sem.*, sensation of coldness in the testicles.

*Ricini sem.*, peeled, triturated with milk, and applied, for induration of the testicles. R.

*Sabina*, parorchidium. F.

*Strych. n. vom.*, parorchidium.

## THIRST, excessive.

*Abri prec. fol.*, chronic thirst, with giddiness.

*Alcanna*, thirst (excessive) with fever. 8 times 24.

*Aloës succotr.*, thirst. F.

*Alh. fl.*, thirst. F. G.

*Anac. occ.*, thirst, with sensation of internal burning. F.

*Anoth. Sowa*, quenching thirst. TOHF.

*Ant. t.*, thirst with fever, also with burning sensation in the chest.

*Arg. fulm.*, v. *Carbo veg.*

*Asa. sod.*, thirst with fever, also in affections of the spleen.

*Asari rad.*, thirst in the morning.

*Aspar. Halioun sem.*, thirst.

*Bar. nitr.*, thirst, with sensation of burning in the stomach.

*Behen*, thirst, in the course of the morning. F.

*Berb. Lyc. Res.*, thirst.

*Berthel.*, thirst, with pain.

*Bezoard. an.*, thirst and heat. R.

*Bign. Ind. sem.*, thirst. F.

*Bistort.*, thirst. F.

*Bryon.*, thirst.

*Cann. Ind. sem.*, thirst, with sensation of burning.

*Carbo veg. A. Arg. fulm.*, thirst.

*Cass. al.*, thirst and heat. 4 times 12. Thirst and sensation of burning. F.

*Cass. Fist. pulpa*, thirst.

*Cass. lign. fol.*, thirst. F.

*Cepa*, thirst.

*Chenop. a. hb.*, thirst, with sensation of internal burning.

*Chenop. a. sem.*, excessive thirst.

*Coccul.*, thirst. F.

*Commel. nud.*, thirst. F.

*Comp. Zerbabri*, thirst. F.

*Conv. arg.*, thirst. F., with fever. G. M. and R.

*Cost. Ar.*, thirst with fever, of one year's duration.

*Croos.*, thirst. F.

*Cucum. ut.*, thirst. TOHF.

*Cucurb. Citr.*, thirst. TOHF.

*Cucurb. Lag.*, thirst. TOHF.

*Cyp. sulph.*, thirst, with perspiration, also with dyspnoea.

*Curc. Zed.*, thirst in cough. F. G. N.

*Cyc. rev. sem.*, thirst.

- Cyn. Dub.*, thirst.  
*Dact. nucl.*, thirst, with acute eruptions. 4 times 12.  
*Daph. Sunnerkat*, thirst.  
*Datic. Cann. rad. cort.*, thirst at night, with dryness of the tongue. m. & n. or 4 times.  
*Dat. Stram. fl.*, thirst, with loss of appetite.  
*Deals. Root for Sersum*, thirst, with dryness of the throat.  
*Deals. Root for Torkee*, thirst, with dryness of the tongue.  
*Delph. Ghafes fl.*, thirst. P.  
*Elat.*, thirst. o. n.  
*Embryopt. glut. fol.*, thirst.  
*Euph. long.*, thirst. P.  
*Euph. ten.*, thirst. P. G.  
*Euphras.*, thirst.  
*Fagon. Ar.*, thirst. ТОМР.  
*Ferri sulph. Ind.*, thirst, with fever.  
*Fic. Ind. succ.*, thirst. P.  
*Fumar.*, thirst. P. G. M. and E.  
*Fung. ign.* thirst.  
*Ger. nod.*, thirst. P.  
*Granat. Pum. succ.*, thirst. P. ТОМР.  
*Gyps. Zernik goudenti*, thirst. P.  
*Hemid. Ind.*, thirst, with sensation of internal burning.  
*Holarrh. pub.*, thirst. P.  
*Iod.*, thirst.  
*Ipom. car.*, thirst. P.  
*Ipom. cusp.*, thirst. P.  
*Jal. Cone.*, thirst. P.  
*Jun. bacc.*, thirst. P.  
*Kali ferrocyan.*, thirst. P. G. M. and E.  
*Kali hydriod.*, thirst.  
*Kunkolmirch*, thirst, with diarrhoea.  
*Lacca in gr.*, thirst, with sensation of internal burning.  
*Lamin. sacch.*, thirst.  
*Ledum pal.*, thirst. P.  
*Locust.*, thirst. P. o.  
*Lupul. Hum.*, thirst. 4 times.
- Mameera Khatat*, thirst, with eye-affectations.  
*Marant. fac.*, thirst.  
*Merc. dulc.*, thirst.  
*Merc. fulm.*, thirst.  
*Methon. glor.*, thirst, with vomiting. Thirst, and dryness of the throat at night. P.  
*Mezer.*, thirst.  
*Mimom. Pud. sem.*, thirst. P.  
*Myrob. Beller.*, thirst, with salivation.  
*Myrob. Embl.*, thirst.  
*Myrob. n.*, thirst.  
*Myrrh. gummi*, thirst. P.  
*Nard.*, thirst at night. P.  
*Nelumb. spec. fl.*, thirst.  
*Nerium ant.*, thirst. P.  
*Op. mur. ac.*, thirst, with fever.  
*Pastinaca Secacaul.*, thirst. P.  
*Picrorrh. kurrooa*, thirst, with fever.  
*Piscin.*, thirst. P. G.  
*Pist. put.*, thirst. ТОМР.  
*Port. Olor. sem.*, thirst, and red urine, also with dysury. 3 times 21.  
*Prunum*, thirst. ТОМР. (s. Mat. Med.)  
*Psyll. sem.*, thirst.  
*Rhus Tox.*, thirst. P.  
*Rosar. rubr. sem.*, thirst.  
*Rubia Munj.*, thirst. P.  
*Santal. rubr.*, thirst.  
*Sapü Ind. nucl. cort.*, thirst. P.  
*Scammon.*, thirst. ТОМР.  
*Scorpion.*, thirst. P.  
*Sebest.*, thirst.  
*Sep. ossa*, thirst, with fever.  
*Sep. succ.*, thirst. M. and E.  
*Serp. ezuv.*, thirst. P. G.  
*Squilla mar.*, thirst. P.  
*Stalact.*, thirst. P.  
*Strychn. n. vom.*, thirst.  
*Sulph.*, thirst. P.  
*Tamarind.*, thirst.  
*Tigrin.*, thirst. P.

*Triant. pent. n.*, thirst. P.  
*Tribul. terr.*, thirst.  
*Vespar. mel.*, thirst, with heat and burning.  
*Vitez Neg.*, thirst.  
*Xanthox. fruct.*, thirst. P.  
*Zingib. rec.*, thirst.

THROAT—DISORDERS OF THE, v. Affections of the throat.

TONGUE—DISORDERS OF THE, v. Affections of the throat, &c.

TOOTHACHE; GUMS AND CHEEKBONES—AFFECTIONS OF, SCURVY, (*fetid ulceration of the mouth, or stomach*) &c.

*Acac. sem.*, rheumatic pain in the teeth and face.  
*Acac. succ.*, rheumatic scorbutic toothache, with swelling of the cheek.  
*Acanth. Ootungun*, toothache.  
*Achy. asp.*, toothache.  
*Agar. a.*, carious toothache. G. N.  
*Ajuga Desal's.*, inflammation of the gums. P.  
*Ajuga dec.*, inflammation of gums. P. G.  
 Pain in the cheek-bone so as to render mastication impossible. P.  
*Altern. sess.*, carious toothache, even with bleeding. P. G.  
*Ath. rad.*, with vinegar, in toothache, as a gargle for the mouth. R.  
*Amaranth. cr. sem.*, rheumatic toothache.  
*Ammon. gummi*, bleeding from the gums.  
*Ammon. mur.*, v. *Calc.*  
*Areca Cat.*, v. *Piper Betle.*  
*Argem. Mex. sem.*, sensation of roughness of the teeth, and bleeding from the gums. P. G. (Carious toothache. N.)

*Arg. fulm.*, catarrhal, rheumatic toothache.

*Arg. nitric. f.*, toothache.

*Armor.*, carious toothache. 4 times 12.  
 Scurvy. Toothache on one side. P. (Rheumatic. N.)

*Arn. (R.)* toothache. P. (Fistula from extraction of a tooth. N.)

*Ars.*, v. *Carbo. v.*

*Ars. pot. nitr.*, toothache. P.

*Asa f.*, caries of teeth. TOURF.

*Asphalt. Pers.*, looseness of the teeth. P.

*Aternese*, dental fistula. Internal abscess about a tooth. P. (Carious toothache. N.)

*Aur. n. mur.*, pain of the teeth, with tingling in the ears.

*Bar. ac.*, dental fistula. Periodical dental abscess. Toothache, with swelling of the cheek. P.

*Barringt. ac.*, bleeding from the gums, in ♀. P.

*Bassia lat.*, toothache, on one side. P.

*Bdell.*, carious toothache. G. N.

*Bellad. extr.*, toothache, with abdominal pain. Rheumatic toothache (of five days standing). 12 times.  
 (v. *Kali sulph.*)

*Borb. Lyc.*, rheumatic toothache.

*Bismuthi mag.*, toothache.

*Bolus Arm.* (with honey) for affections of the gums. R.

*Borax*, rheumatic toothache.

*Butea fr. fl.*, swelling of the gums.

*Calam. lap.*, dental fistula, produced by the extraction of a tooth, M. 30., at once ameliorated, and, when repeated, accomplished the cure.

*Calam. ar.*, application in caries. R.

*Calumbo*, lancinating pain in the teeth. P.

*Calc v.*, mixed with sal-ammoniac in equal parts, (the two being previously powdered separately,) and

- applied immediately, is said to be preferable in different pains of the teeth to volatile alkali, which necessarily must be developed locally.
- Cannab. Ind.*, v. *Churrus*.
- Canthar.*, rheumatic toothache. P. G.  
Perhaps *Meloë Tolini* of Hindostan, or *Cantharidine* proves still more beneficial?
- Cappar. spin.*, rheumatic toothache. ТОНР.
- Capric. sem.*, carious toothache. P. G., also with swelling of the cheek. 4 times 28. (12 times N.)
- Carbo an.*, loosening of teeth. R.
- Carbo veg.*, loosening of teeth.  
A. *Ars.*, toothache with bleeding of the gums.
- Carniol. u.*, toothache. P. G. Loosening of the teeth.
- Carpes. rac.*, loosening, with falling out of the teeth.
- Cass. Fist. pulpa*, carious toothache. 12 times.
- Catechu*, spongy gums. R.
- Cedrela Toona*, toothache, with looseness of the teeth, also with inflammatory swellings about them, and bleeding from the gums. 4 times 28. (Carious toothache. N.) This decoction is a gargle for the mouth. R.)
- Celastr. pan.*, loosening with falling out of the teeth.
- Chelid.*, v. *Merc.*
- Chin. sulph.*, rheumatic toothache.
- Churrus*, rheumatic toothache. The application in carious toothache. (?)
- Cichor. rad.*, toothache. P.
- Clemat. er.*, toothache with looseness of the teeth. Carious toothache. G. M. and R. 30.
- Cleom. p. hb.*, scorbutic affections of the gums. P. G. (the seed N.)
- Clerod. inf.*, toothache on one side, inflamed and rheumatic, with bleeding from the nose. Toothache. P. Rheumatic toothache. G. N. (Carious. N.)
- Cocos nux.*, roughness of teeth, as if by acids. P.
- Coffea Ar.*, toothache.
- Commel. nud.*, looseness of the teeth and bleeding. P.
- Conium*, scorbutic affection of the gums, with loosening and falling out of the teeth. Toothache and headache, on one side.
- Convolv. arg.*, looseness of the teeth. M. and R. 60.
- Corall. r. u.* (washed, dried, and applied) looseness of teeth. R.
- Costus n. Cashm.*, rheumatic toothache.
- Creos.*, in toothache, from caries, the application. R.
- Croton T.*, toothache from caries. 4 times 12. (12 times. N.)
- Crustac. makee roobean*, pain of a tooth. P.
- Cupress. fol.*, strengthening the gums. ТОНР.
- Cupress. nux.*, inflammatory toothache, with swelling of the cheek. P. G. Rheumatic toothache, with fever. G. N. Carious toothache. M. & R. 60. (4 times 12. N.)
- Cup. amm.*, toothache and bleeding from the gums. P.
- Cup. sulph.*, toothache and looseness of the teeth. P.
- Curc. longa*, rheumatic toothache on one side. 12 times.
- Cyn. Dub*, rheumatic toothache.
- Cyp. long.*, toothache. Scorbutic inflammation of the gums.
- Daph. Sunnerkat*, toothache.
- Daron.*, toothache (when eating or

drinking). 4 times 28. Toothache and gum-boils.  $\mathcal{P}$ .

*Datisc. Cannab. rad. cort.*, rheumatic toothache.  $\sigma$ .  $\mathcal{N}$ ., with looseness of the teeth, and with spinal pain.  $\sigma$ .

*Datisc. Cann. sem.*, toothache.  $\mathcal{P}$ .

*Dat. Stram. fol.*, carious toothache, a recurrence.  $\mathcal{P}$ .

*Deals. Root for Sersum*, carious toothache. 4 times 12.

*Delphin. paucifl.*, rheumatic toothache. 4 times 28. External dental fistula.  $\mathcal{M}$ . and  $\mathcal{B}$ . 30.

*Eben.*, toothache.  $\mathcal{P}$ .

*Elat.*, toothache.  $\mathcal{P}$ .

*Eleagn. ang.*, toothache.

*Eug. Jambol.* ( $\mathcal{H}$ .) inflammation of the gums.  $\mathcal{P}$ .

*Euph. gummi*, loss of teeth.  $\mathcal{P}$ .  $\text{ТОНФ}$ .

*Euph. long.*, painful dental abscess.

*Euphr.*, toothache. Decay of teeth.

*Evolo.*, toothache.

*Fagon. Ar.*, rheumatic toothache.

*Ficus Ind.*, nervous toothache.

*Fici Car. sem.*, pains, from inflammation of mouth, teeth and gums.  $\mathcal{P}$ .

*Gagerming*, toothache.

*Galeanism.*, take a piece of sheet-zinc, about the size of a sixpence, and a piece of silver—say a shilling; and place one on each side of the defective tooth, but so that the two metals may touch at one point; in a few minutes the pain will cease.  $\mathcal{B}$ .

*Geran. nod.*, toothache, with  $\mathcal{Q}$ .

*Geum el.*, toothache.  $\mathcal{P}$ .  $\sigma$ .  $\mathcal{N}$ .

*Gossyp. sem.*, toothache, with looseness of the teeth.

*Graph.*, toothache, and bleeding from the gums.  $\mathcal{P}$ .

*Guil. Bond.*, falling out of the teeth. Dental fistula.  $\mathcal{Q}$ .

*Gyps. Setselajit*, toothache, with

swelling of the cheek. (Dose every quarter of an hour.)

*Haroonootia*, toothache, and pains of the arm.  $\mathcal{P}$ .

*Hernod. am.*, toothache.  $\text{ТОНФ}$ .

*Hollow. pill. sol.*, bleeding from the gums.

*Inula Hel.*, foulness of the gums.

*Iod.*, (ol. solut.) foulness of mouth and gums. ( $\mathcal{V}$ . *Merc.* and *Zinc.*)

*Ipom. cusp.*, bleeding from the gums.  $\mathcal{P}$ .

*Jal. mir. rad.*, external dental fistula (palliative).

*Jugl. nuc.*, swelling of the gums.

*Junip. bacc.*, foulness of the mouth and gums.

*Kalika kand*, looseness and pain of the teeth.  $\mathcal{P}$ .

*Kali bichrom.*, pain of the incisor teeth.  $\sigma$ .

*Kali sulph.*  $\mathcal{A}$ . *Bell.*, inflammatory swellings of tooth and cheeks, with pains in the eyes and temples. 3 times.

*Lactuca sat. sem.*, affections of tooth.

*Lactucar.*, rheumatic toothache. The application in caries (?)

*Lamin. sach.*, pain of the gums, with soreness of the mouth.

*Led. pal.* ( $\mathcal{H}$ .) carious toothache.  $\mathcal{P}$ .

*Lepid. sat. sem.*, rheumatic tooth, and headache.  $\mathcal{P}$ .

*Lich. od.*, rheumatic and carious toothache. 4 times 12. or  $\mathcal{M}$ . and  $\mathcal{B}$ . 14.

*Litharg. v. Mat. Med. Guia.*

*Lupin. a.*, toothache.  $\mathcal{P}$ .

*Lyc. hb.*, bleeding from the gums,  $\mathcal{Q}$ .  $\mathcal{S}$ .

*Magn. carb.*, carious toothache. Dental fistula, with looseness and pain of the teeth. ( $\mathcal{H}$ .) Looseness of teeth.  $\mathcal{P}$ .

*Magnet. lap.*, painful bleeding from the gums.  $\sigma$ .

- Mang. carb.*, erratic toothache. 4 times 12.  
(Carious toothache. M. & E. 14. N.)
- Manna Cal.*, toothache.
- Manna Hed. Alb.*, rheumatic toothache. P.
- Marrub. a.*, scurvy.
- Melia semp. fol.*, the powder used as an errhine in difficult dentition. R.
- Melia semp. sem.*, strengthening the gums, if used as a dentifrice. TOUR.
- Melil. sem.*, rheumatic toothache, with ulceration of the tongue.
- Melö Telini*, v. *Cantharides*.
- Menisp. gl. fœc.*, toothache. P.
- Merc. dulc.* A. *Chelid.*, bleeding from the gums. P. (v. *Myrobal.*)
- Merc. subl. corr.* A. *Iod.*, carious toothache. P.
- Merc. viv.*, toothache, with affections of one side of the head, swelling, and fever. (One dose was quite sufficient.)
- Methon. glor.*, bleeding of the gums, with yellowish discoloration of the white of the eye, &c.
- Mezer.*, carious toothache. P.
- Millefol. rad. appl.*, toothache, with rheumatic affections of the gums, in Cashmere. R.
- Mimosa abet.*, external dental fistula. Toothache. P.
- Mimos. Pud. sem.*, toothache, recurrence of, P. G.
- Moring. Soh. gummi* (H.) applied with cotton in carious toothache, often repeated, according to circumstances. *Oxal. ac.* removes the subsequent sensation of roughness of the tooth.
- Moring. Soh. sem.*, pain of the teeth and temples. (Toothache and spinal pain. N.)
- Mulged. rap. fol.*, dental fistula. Pe-
- riodical abscess of tooth. Toothache. P.
- Mumiai*, v. *Asphalt. Pers.*
- Mutella Antig.*, external fistula of a tooth.
- Myrob. Embl.*, toothache and ulcers of the fauces, in ♀. P.
- Myrob. n. A. Merc. d.*, offensive smell from the teeth. (v. *Serp. exuv.*)
- Nardost.*, sensation of roughness of the teeth, as by acids. Toothache from caries, with and without swelling of the cheek. 4 times 12. (12 times. N.)
- Nitrum*, scurvy. R.
- Nitric. ac.* (application) carious toothache. R.
- Ocim. a.*, scorbutic toothache.
- Olib. Ind.*, looseness of the teeth.
- Onosm. macr. fl.*, bleedings from the gums, with stomach disorder.
- Onosm. macr. rad.*, toothache, with looseness of the teeth, &c.
- Op. pur.*, toothache, with fever. Bleeding from the gums. P.
- Opop.*, used as a dentifrice, prevents the progress of caries of teeth. TOUR.
- Orig. heracl. (aff. spec.)* inflammation of the gums. P.
- Oxal. ac.*, sensation of roughness of the teeth, as if by acids.
- Pastinaca Secacul*, recurrent fistula of tooth. Rheumatic pain of the teeth, face, and also generally.
- Petrol.*, looseness of the teeth, in ♀.
- Phosph. mel.*, bleeding from the gums.
- Phosph. sodæ*, tooth, and headache. P.
- Phosph. terob. ol.*, bleeding from the gums. P.
- Picrorrh. Kurrooa*, fever from dentition.
- Pip. a.*, bleeding from the gums. P.
- Pip. Bette fol. comp.*, strengthening the gums. R. (r. Mat. Med.)



*Pip. long.*, bleeding from the gums. *g.*  
*Pasomia corall.*, dental fistula.  
*Polyg. macr.*, toothache. *r. g. n.*, with  
looseness of the teeth. *g.*  
*Polyp. Sekour*, rheumatic tooth-  
ache. *r. g.*  
*Portul. sem.*, foulness of the mouth.  
*Puls.*, toothache. *r. g.*  
*Pum. lap.*, toothache, with bleeding  
and itching of the gums.  
*Querc. cort.*, toothache. Scurvy.  
*Ran. lan. rad.*, rheumatic toothache.  
*Rhus Cor.*, strengthening the gums (as  
a dentifrice). *r.*  
*Saliz Egypt.*, inflammation of the  
gums, *♀.*  
*Salv. off.*, abscesses of the gums.  
*Sandar.*, scurvy.  
*Sapii Ind. nuc. cort.*, pain of the teeth  
and temples.  
*Sarsap.*, *r. Sil.*  
*Sauifr. Peshant*, toothache from  
caries. 12 times.  
*Sec. corn.*, scurvy.  
*Sedum crass.*, looseness of the teeth,  
with *♀.* To rub the root on the  
affected part, is said to relieve tooth-  
ache from caries or rheumatism.  
A Cashmerean remedy.  
*Senec. mus.*, grinding of the teeth.  
*Sep. succ.*, toothache. Bleeding from  
a tooth.  
*Serp. exuv.*, acute inflammation of the  
gums. Toothache. *g. n.*  
*Serp. ex. amm. mur. (comp.)* inflam-  
mation of teeth, lips and tongue. *r.*  
*Serp. ex. A. Myrob. n.*, loosening and  
bleeding of the teeth, with *♀.*  
*Sil. A. Sars.*, toothache. *r.*  
*Sisymb. Soph.*, looseness of the teeth.  
*Sol. Jacqu. fruct.*, inflammation of the  
gums. Toothache from caries. Dose  
every half-hour. 12. Bleeding from  
the gums. *r.*

*Sol. Jacqu. rad.*, looseness of the teeth.  
*Sol. tuber.*, scurvy. *r.*  
*Stann.*, toothache from caries. Tooth-  
ache, with bleeding from the gums.  
(*I. sol.*)  
*Staph.*, toothache and facial pain.  
Caries of the teeth. Slight bleeding  
from the gums. Foulness of the  
mouth and gums. Excrescences  
on the gums.  
*Strychn.*, caries. *r.* Tooth, and head-  
ache. *r.*  
*Strychn. f. St. Ign.*, rheumatic tooth-  
ache. *r. g.* Toothache from caries. *g. n.*  
Looseness of the teeth. *r.*  
*Strych. n. vom.*, toothache. *r.*  
*Talc.*, bleeding from the gum.  
*Thym.*, rheumatic toothache.  
*Tigrin.*, bleeding from the gum. *g. n.*  
*Trianth. pent. n.*, toothache and loose-  
ness of the teeth. *r.*  
*Umb. Butazeri*, toothache from  
caries. *g.* Caries of the cheek-bone.  
(Rheumatic toothache. 12 times. *n.*)  
*Urtic. dioic. fl.*, catarrhal toothache.  
*Urt. dioic. rad. cort.*, catarrhal, rheu-  
matic toothache.  
*Verbasc.*, sensation of roughness of the  
teeth, with catarrh.  
*Verben. Lah. hb.*, toothache from  
caries. *g.* (rheumatic. *n.*)  
*Vesp. mel.*, bleeding from the gums, with  
herpes.  
*Viol. conf.*, difficult deglutition, with  
diarrhœa, &c.  
*Vit. Neg. fol.*, toothache from caries. *g. n.*  
*Vit. Neg. sem.*, toothache, with vesicles  
in the mouth.  
*Xanthox. cort.*, toothache. *r.* The  
fine branches are used as tooth-  
brushes, and strengthen the gums. *r.*  
*Zinc. iod.*, rheumatic toothache.  
12 times.  
*Zinc. sulph.*, toothache. *r.*

*Zyz. Juj.*, roughness of the teeth, as from acid. P.

TREMBLING (TREMOR).

*Acac. sem.*, trembling.  
*Ambra gr.*, trembling. G. N.  
*Anac. or.*, trembling.  
*Angust. cort.*, trembling of the feet, with swelling and arthritis.  
*Argem. Mex. sem.*, trembling of the hands. P.  
*Arsen.*, trembling.  
*Calotr. gig.*, trembling. G. N.  
*Coccul.*, trembling of the head.  
*Coff. Arab.*, trembling.  
*Cupress. nux.*, trembling of hands. (Trembling, with palsy. N.)  
*Cuprum*, trembling of the head.  
*Daron.*, general tremor. G. N. Trembling of the hands. P.  
*Filix m.*, trembling. G. N.  
*Gagerming*, trembling. G.  
*Guil. Bond.*, trembling of the hands.  
*Harm. Ruta*, trembling.  
*Hermod.*, trembling. G. N.  
*Led. pal.*, trembling. P. G. N.  
*Lepor. sanguis*, trembling. ТОНФ.  
*Mecc. bals.*, trembling. ТОНФ.  
*Melandr. tr.*, trembling.  
*Melia Azed. fol.*, trembling. M.  
*Momord. Gugervei*, tremors, with shivering and fever. (Trembling, with general burning. N.)  
*Nardost.*, trembling.  
*Opopanax*, tremors. ТОНФ.  
*Phall. escul.*, trembling of the hands. P.  
*Phys. Alkekengi*, tremor.  
*Plant. maj.*, trembling of the hands, with pricking pain.  
*Pyrethr.*, tremor. ТОНФ.  
*Rhus Tox.*, trembling of arms and fingers.  
*Sabad.*, trembling.

*Salv. off.*, trembling of the hands with cough, &c. (General trembling. N.)  
*Tabac.*, trembling of the hands and feet. (General tremor. N.)  
*Thuja or. sem.*, trembling of the feet, with general insensibility.  
*Tigrin.*, tremor. G., also increasing. (?)  
*Trichos. palm.*, trembling of the head, and general trembling. (Trembling, with palsy. N.)  
*Valer. sylv.*, tremor and shivering, with sensation of internal heat.  
*Verbasc.*, trembling of the hands.

TROPICAL DISEASES, v. Skin-diseases.

TUBERCLES, v. Glands—diseases of,

TUMORS, v. Glands—diseases of,

TYMPANITIS, v. Flatulency, &c.

TYPHUS, v. Fever.

ULCERS; AS SUPPURATION, ICHØR AND SEROUS EFFUSION, CARIES, OÆMIA (nasal ulcer, with offensive smell), PANARITIUM (whitlow), &c.

*Abelm. mosc. sem.*, ulceration of the corners of the mouth. P.

*Abr. prec. sem.*, suppuration.

*Amm. mur.*, v. *Serp. exuv.*

*Anac. occ.*, ameliorating suppurations.

*Anac. or.*, whitlow. P.

*Anag. car.*, suppressing the suppuration in gonorrhœa.

*Angust. cort.*, nasal ulceration. P.

*Ant. t.*, serous effusion, especially in the joints. B.

*Araneum*, bloody suppuration.

*Areca Cat. nux a.*, ulcer of the foot. 4 times 12.

*Areca Cat. nux n.*, fistulous ulcers of the hip.

*Argem. Mex. sem.*, dental fistula.

*Ary. nitric. f.*, cauterisation for internal nasal ulcers. R.

*Arn. (R.)*, fistul. ulceration of the nose.

*arsen.*, crust or soreness on the mouth, after fever. Facial cancer. Cancer of stomach. (Every other day, or every third day, a dose) Ulcers, with burning sensation. Nasal ulcer.  $\mu$ . 16.

*Asa f.*, thin, ichorous pus, of offensive smell.

*Asplen. fol.*, internal ulcer of the nose. Fistula of the kidney.

*A ternese*, dental fistula. Suppurations.

*Auripigm. r.*, herpetic ulceration.

*Balausta*, ulcer of the mouth and nose.

*Bar. ac.*, improving unhealthy suppurations, and arresting the healthy.

*Bdell.*, ulcer of the ear. Aggravating (?) the suppuration in gonorrhœa.

*Boberine*, ulceration of the soles, after a bruise.

*Behem*, ulceration of the bridge of the nose and upper lip, in  $\varnothing$ .  $\rho$ .

*Berb. Lyc.*, ulcers.

*Berb. Lyo. Res.*, stopping discharges.

*Bistorta*, ulcer of the lungs. Chronic ulcers.  $\text{Tohr}$ .

*Blum. aur. hb.*, suppuration in gonorrhœa.

*Bovista*, ulcer of the mouth, and caries of tooth.

*But. fr. gummi*, suppuration in gonorrhœa.

*Calotr. gig.*, suppurations. Gangrenous ulcer (application of the leaves)  $\mu$ .

*Calc v.*, ulcer of the toes (from external violence)  $\mu$ .

*Cann. Ind.*, cancer.  $\mu$ .

*Cann. Ind. sem.*, ulceration of the corners of the mouth.  $\rho$ .

*Canth.*, gangrenous, foul ulcers. When burned, administered for affections of nails.  $\text{Tohr}$ .

*Carbo v.*, slightly bleeding ulcers, of

offensive smell, with burning sensation and acrid ichor.

*Carpobals.*, suppuration.  $\text{Tohr}$ .

*Cascar.*, v. Children—diseases of,

*Caps. Abs. sem.*, ulcer of throat, in  $\varnothing$ .  $\rho$ .

*Cass. al.*, suppurating eruptions.

*Cass. Fist. pulpa*, fistulous ulcer in the perinæum, after lithotomy. External dental fistula. 4 times 28. Ulcer of the toes.  $\mu$ . and  $\mu$ .

*Cass. Fist. sem.*, ulcer of the soles of Indian lepers.

*Cauter. act.*, malignant ulcers. Vesicovaginal fistula, repeated application.

*Celast. pan.*, ulcer of the nose and fauces, with offensive perspiration.  $\mu$ . and  $\mu$ .

*Chel. maj.*, fistula in the hepatic region.

*Chera yta*, cancerous ulceration on the foot.

*Cich. sem.*, nasal ulceration.

*Cic.*, scrofulous ulceration of the face.

*Cinnab.*, six drachms, with four drachms wax made into a candle, and every evening a third-part burned below the navel, on three consecutive days, is said to cause purging, and to cure all kinds of ulcers, without provoking salivation.

*Cleom. p. sem.*, endemic (peculiar to a place or people) ulcers, lasting for years.

*Cocc. men.*, fistula of the chest. At the same time the *Styptic*, mentioned in the following pages of this article, was applied externally.

*Coloc. sem.*, v. *Serp. esuw.*

*Conium*, painful cancerous ulcers.

*Copaiv. bals.*, fistulous ulcer of the chest.

*Chorchor. frut.*, fistulous ulcers of the hip, also on the shin. (Every other day.) Ulceration of the toes in Indian leprosy.

*Corn. c. a. u.*, muco-purulent stools.

- Corn. c. ras.*, lachrymal fistula. m.  
Suppurations of long duration.
- Cost. n. Cashm.*, fistulous ulcer on the penis, with gonorrhoea. 4 times 28.
- Cotyl. lac.*, suppuration in chancre. Whitlow with insensibility.
- Crot. Marm.*, external ulcer on the nose. Fistula of the anus, ♀.
- Creos.*, atonic, slightly bleeding, gangrenous ulcers, ♀. Ulcer of the lungs. Caries.
- Croc. sat.*, pustule which, yearly at the time of moulting, forms on the hinder part of the bodies of birds, and often causes their death, if it does not spontaneously open, or is not carefully punctured by a needle. To prevent this, some bits of saffron are put into their drinking-water. n.
- Crot. T.*, ulcer, ♀.
- Cyp. ac.*, ozæna.
- Cyp. amm.*, ulcer of the soles.
- Cyp. carb.*, chronic ulcers. Fistula in the side of the chest.
- Cuscuta*, ulcers of mouth and nose, in fever, r. Chronic ulcers, with burning sensation of the feet.
- Cyper. long.*, cancer. Ulcers of the mouth. Ozæna. Ulcer of the feet, ♀. Improving unhealthy suppuration. **TOHF.**
- Daph. Sunnerkat*, phagedenic ulceration.
- Daron.*, ulcer on the shin, from a blow. m.
- Datic. Cann. rad. cort.*, caries.
- Datic. Cann. sem.*, scrotal fistula ♀.
- Deals.* Root for fever, periodical ulcers of the soles of the feet.
- Deals.* Root for Fistula, caries. Suppuration of long duration.
- Delphin. paucifl.*, external dental fistula. Fistulous ulcer of foot. ♀. Fistula of the anus. r.
- Delph. Ghafes succ.*, nasal ulcer. r.
- Digit. p.*, suppuration, ♀.
- Dolich. pr.*, humid ulcers.
- Dolich. pr. faba*, painful ulcers on the front and back of the body.
- Dulcam.*, ulcer on the hip, in paralysis of sensation.
- Embryopt. gl. rad. cort.*, fistula of the anus.
- Euph. epith.*, caries.
- Euphras.*, ulcers.
- Evolvul.*, ulcer of the anus.
- Ferr.*, cancerous ulcer.
- Fic. Car. sem.*, dental fistula.
- Filiz mas*, acrid serous effusion.
- Fenic. rad.*, scrotal ulcer, also ♀.
- Gagermin g.*, ulcers, endemic. Ulcers of the feet, ♀.
- Galanga*, caries.
- Galvan.*, malignant ulcers. (Application.)
- Garden. dum.*, hereditary nasal ulceration. (**℞. sol.** Every other day 20.)  
Fistula of the bladder and scrotum, ♀. Suppurations improving. Serous effusion.
- Geran. prat.*, ulcer of the hand, ♀.
- Glinus dict.*, nasal ulceration.
- Gmelia As.*, ulcers of the mouth. r.
- Gossyp.*, old cotton, moistened, and applied on a whitlow, caused, in a short time, its bursting.
- Gossyp. sem.*, ulcers of the anus, with prolapsus ani.
- Grew. As.* (**℞.**) ulcer of the chest or lungs, with offensive expectoration.
- Guaj. gummi*, foul ulcers.
- Guiland. Bond.*, suppurations improving and stopping.
- Harm. Ruta*, ulcers of the foot.
- Hemid.*, v. *Smil. China*.
- Herac. div.*, caries.
- Hibisc. Tr. fol.*, caries.

- Hossen Jussif*, anal ulcer.
- Hoya vir.*, ulceration of nose & mouth.
- Hyscop.*, ulcers in the mouth and on the root of the penis, in ♀. ♀.
- Indig.*, whitlow (applied as solution). ♂. (v. *Gossyp.*)
- Iod.*, v. *Merc.* & *Rheum*
- Ipom. cusp.*, lachrymal fistula.
- Jalapa mir.*, external dental fistula.
- Jatropha Curc.*, ulceration of nose and mouth.
- Jugland. reg. fol.* (℞.) chronic ulcers. (Application.) ♂.
- Junip. bacc.*, ozæna. Cancer (applied as powder). Тошр.
- Kaliakand*, ozæna. Painful ulceration of the fauces. ♂. and ♀.
- Kali hydroc.*, ulcers of the throat, ♂. ♀.
- Kali ozym.*, burning, cancerous ulcers.
- Kali sulph.*, whitlow. Suppurations of all kinds.
- Koikisila*, whitlow.
- Kunkolmirch*, anal ulcers, ♀.
- Lacca in gr.*, whitlow. ♀.
- Lacca in tab.*, ozæna.
- Lactuc. succ.*, fistulous ulcer, in the perineum. ♀.
- Lamin. sacch.*, ichorous, scrofulous ulcers, even in horses.
- Lawson. in.*, ulcers of the toes, with Indian leprosy.
- Lent. sat.*, ulcers, with Indian leprosy. Fistula of the chest. Caries. Cancer. ♀. Тошр.
- Lepid. sat. sem.*, fistulous ulcer of the hip-joint. ♂. and ♀. 60.
- Leporin.*, fistula of the anus. Cancerous ulcer.
- Leucas ceph.*, ulcers of the rectum. ♂. & ♀.
- Lithanthr.*, ulcers of the mouth. ♀.
- Lupin. a.*, herpetic ulcers on the feet. ♂. and ♀. 14.
- Lup. Hum.*, scrofulous ulcers. Ulceration of the thyroid.
- Lycop. Ab.*, cancer of the stomach.
- Whitlow. ♀.
- Lycop. sem.*, caries.
- Magn. carb.*, v. *Sulph.*
- Major.*, scrotal fistula. ♂. 40. Purulent discharge, in gonorrhœa.
- Malva*, ulcers of the kidneys and bladder. Тошр.
- Manna Teeghul*, ulcers of the feet, ♀.
- Marrub. a.*, expectoration of pus and mucus.
- Mecc. bals.*, ulceration of the lungs.
- Melandr. tr.*, ulcers of lepers, in India.
- Melia Azed. fol.*, burning, phagedenic, fistulous ulcer on the foot. Application of the powder for foul, painful ulcers ♂.
- Melia semp. sem.*, scrofulous ulcers.
- Melong. sem.*, suppuration of boils.
- Menth. p.* (℞.) ulcers of the fauces. ♀.
- Mercurialia*, suppuration in inflamed external and internal parts, with a predisposition to it.
- Merc. dulc.*, bleeding ulceration of the toes. ♂. 30.
- Merc. iod.*, ulceration of the bladder. ♀.
- Methon. gl.*, ulceration of the soles of lepers, in India.
- Mezer.*, ozæna, ♀.
- Millefol.*, lachrymal fistula.
- Mimos. Pud. siliq.*, ozæna.
- Momord. Gugerivel*, ozæna.
- Moring. Soh. rad.*, ulcers, ♀.
- Muriat. ac.*, ulcers of the mouth. Ulcers and vesicles on the tongue.
- Myrrh. gummi*, foul ulcers. Caries. ♂. and ♀. 60.
- Myrob. Embl.*, fistula. Lachrymal fistula. Scrotal ulcers, ♀. ♂. & ♀. 60.
- Myrob. n.*, suppuration, ♀. on the anus.
- Myrt. bacc.*, purulent discharge, in gonorrhœa.
- Narc. bulb*, lachrymal-nasal fistula.

- Nardost.*, suppurations. Serous effusions.
- Natr. m.*, hang-nails.
- Nelumb. spec. fl.*, lachrymal-nasal fistula.
- Nepet. salv. hb.*, ozæna.
- Nerium ant.*, ulcers, ♀. m. and r.
- Nigella sat. sem.*, fistula of the bladder, after lithotomy.
- Nitric. ac.*, ulcers, ♀. on the mouth, or on the scrotum.
- Numul. S h u d n u j*, corneal ulcers. Stimulating suppuration.
- Onoem. macr. rad.*, ulcers.
- Opop.*, unhealthy ichor.
- Oxal. amm.*, purulent discharge, in gonorrhœa.
- Oxal. corn.*, ozæna.
- Pastinaca Secacul*, ozæna. Dental fistula. Ulcers of the feet.
- Pavia*, fistulous ulcer of the chest.
- Persic. nuol.*, fistulous ulcer of the anus, ♀. Ulcer of the bladder. 12 times.
- Phosph.*, ozæna.
- Phosph. mel.*, v. Females—diseases of,
- Phosph. sodæ*, fistula of the chest.
- Phys. A l k e k e n g i*, ulcer of the bladder, in Indian leprosy. r.
- Phys. flæz. sem.*, fistula of the anus.
- Picrrh. k u r r o o a*, caries. Ulcers of the joints.
- Piscin.*, ulcers of the nose & throat. r.
- Plant. maj.*, scrofulous ulcers, also ♀.
- Pæonia corall.*, ulcer, after a fall.
- Polyg. linifol.*, whitlow. r. Ulcer of the soles. r.
- Polyp. macr.*, ulcer, ♀.
- Pumic. lap.*, fistulous ulcer of the spine. m. 15.
- Querc. cort. dec.*, atonic ulcers of the feet, and varicose ulcers. r. (Used as a lotion, and the powder to be sprinkled.)
- Ranunc. lan. fl.*, ulcers.
- Rheum*, ulcer of the sole, from a sting in the foot.
- Rheum, A. Iod.*, cancerous ulcer.
- Rhus Cor.*, fistula of the kidney.
- Rhus Kakrasinghea*, ozæna.
- Rhus Toxic.*, lachrymal fistula. Hang-nails.
- S a h a n s e b e d*, nasal ulcers. r.
- Salv. off.*, suppurations.
- Sapind. emarg.*, purulent discharge, in gonorrhœa.
- Sarcoc.*, fistulous ulcer, after an inflammation of the throat. m. 30. Caries. m. 30. Ulcers (applied with honey). T O H F.
- Sars. A. Smil. China*, caries, with general pains. m. and r.
- Saxifr. P e s h a n t*, caries (application). r.
- Scorp.*, corneal ulcer. Ozæna.
- Scorp. carb. (H.)* urinary fistulous sore.
- Selen.*, suppurations. Fistulous, phagedenic ulcers.
- Senec. Jacquem.*, anal fistula.
- Sep. succ.*, whitlow.
- Serp. ez.*, dental fistula. r. g. Fetid ulcer, from a dog's bite; at the same time *ol. serp. ez.* was applied locally. Acrid, corrosive ichor. In combination with *Ammon. mur.*, caries. A. *Arsen.*, fistulous caries, with burning sensation.
- A. *Coloc. sem.*, ozæna.
- A. *Thuja*, carious ulcer, with Ind. leprosy.
- Sil.*, lachrymal fistula. r. g. Herpetic ulcer. Suppurations of every kind. Periodical ulcers. Whitlow. Cancer of the chest. Herpes crustacea on the shin. ♀. (H. 3.) m. 15. Affections of nails; soft, curved, cracked nails. (30th dilution.) r.
- Small.*, ozæna.

*Smil. China A. Hemid.*, ozæna. (v. *Sarsap.*)

*Solan. n.*, suppuration.

*Spong. u.*, external ulcers of the ears.

*Stann.*, lachrymal fistula. Hang-nails.

*Staphisagr.*, fistula of the rectum. Fistulous ulcer on the back. *P.* Suppuration of the bladder and bowels. **TOHF.**

*Stach. Ar.*, ulceration of the sole, after a sword-cut.

*Stryck. n. vom.*, ulcer of the soles.

*Styloph. Nep. rad.*, caries.

*Stypticum.* Alum, sulphates of copper and zinc, equal parts, pounded and fused, and kept for use. This was formerly one of my principal remedies, which I administered externally (with or without the addition of camphor, opium, &c.) dissolved in rose-water. I used it in inflammations of the eyes as a collyrium, as also for injections in discharges from the ear, in gonorrhœa, leucorrhœa, &c. I also applied it in substance as an impalpable powder in chronic affections of the eyes, suppurating wounds, ulcers, herpes, &c.

*Sulph. citr.*, hang-nails. With magnesia (administered in large doses) anal fistula. *R.*

*Talc. a.*, ulcers of the nose, and ears. Itching herpetic ulcers on the feet.

*Torax.*, ulcers of the nose, mouth, and throat. *P.* Ulcers of the feet, *Q.*

*Thym. Serp.*, caries. Discharge of blood and pus in fistula of the chest.

*Ukram.*, cancerous and other ulcers, even caries (applied internally and locally, after having been triturated with sugar).

*Umbell. Butazeri*, carious ulcers of the cheek-bone.

VOL. II.

*Vaccin.*, ulcers, *Q.* Ulcer (like that from small-pox) in the face.

*Verbasc.*, fistula of the cheek.

*Verbena Lak.*, whitlow. Anal fistula.

*Vespar. fav.*, cancerous phagedenic nasal ulcer. In endemic ulcers (lasting for years) the application of its charcoal. *R.*

*Vitez Neg.*, nasal ulcer. *P. o.* Ozæna.

*Xanthoxyl. arom. sem.*, fistula of the fauces, with arthritis.

*Zinc.*, irritable ulcer, *Q.* Nasal ulcer. Anal ulcer, *Q.*

*Zinci chlor. (sol. appl.)* chronic ulcers. Scirrhus. *Noli me tangere* (malignant tubercle on the face), &c. Applied with gypsum to cancerous ulcers. *R.*

*Zinci sulph.*, lymptic, purulent and bloody discharges.

*Zyz. Jujub.*, anal fistula. Ulcers of joints.

#### URINARY DISORDERS, AS :

DIABETES (*morbidly increased discharge of urine*).

DIURESIS (*abundant secretion of urine, without morbid affection*).

DYSURIA (*difficulty of voiding urine*).

HÆMATURIA (*bloody urine*).

ISCHURIA (*retention of urine*), and also: DIURETICS (*remedies promoting the flow of urine*), WITH SOME OTHER DISEASES OF KIDNEY AND BLADDER.

*Abelm. mosc. sem.*, dysuria.

*Acac. sem.*, scalding urine. *P.*

*Acanthac. Ootungun*, dysuria and tenesmus, with inflation.

*Achyr. asp. sem.*, increased discharge of clear urine.

*Agar. a.*, profuse micturition (discharge of urine) at night. *M.* and *R.*

2 D

- Ajouain*, dysury. Diuretic. ТОУР.
- Alcanna*, dysury. P. (applied on a sore place).
- Allium sat.*, red urine.
- Allh. fl.*, diuresis with indigestion.
- Amaranth. Solitaria*, dysury, in ♀. P.
- Amm. gunmi*, dysury. P. G. Red urine with spinal pain.
- Amyd. dulc.*, scalding urine with dysury. (Almond emulsion).
- Amygd. am.*, dysury. Diuretic.
- Anac. Or.*, redness of urine. Incontinence of urine. M. and E.
- Aneth. Sowa*, diuretic. ТОУР.
- Ant. tart.*, redness and scalding of urine, with fever.
- Apii rad.*, hæmaturia.
- Apis mellif.*, ischury. (Two or three dried bees administered with some wine.) E.
- Araneum*, hæmaturia.
- Argem. Mex. sem.*, urine white (like milk). P.
- Arg. nitric. f.*, scalding, muco-purulent urine, which can be drawn out, like a thread.
- Armor.*, hæmaturia. P. G. (Doses every third hour.)
- Arnica (H)* discharge of matter and blood with urine.
- Arsen.*, v. *Smil. China*, & *Vesp. fav.*
- Arsen. pot.*, dysury, with scalding, ♀.
- Arsen. sod.*, frequent micturition, with faintings, in old men.
- Arum camp.*, scalding urine. P. G. 12 times.
- Arum Coloc.*, hæmaturia. Dysury, with redness of the urine.
- Aspar. Halison sem.*, incontinence of urine. Ischury, with costiveness.
- Asphall. Pers.*, weakness of the bladder (frequent micturition).
- Asphall. Selajit*, incontinence of urine. Diuresis when cold, and dysury when hot.
- Astetati*, discharge of blood with urine and stools. Dysury with hæmaturia. P.
- Aterneæ*, dysury. Hæmaturia, in injury from a fall.
- Aur. nitro-m.*, ischury. Scalding urine, with gonorrhœa. Redness of urine. P.
- Aur. nitro-salamm.*, lancinating pains on voiding the urine, with gleet. Ischury from stone in the bladder (a single dose had been administered after *Laws. in.*)
- Baryt. ac. (I. sol.)* diuresis in old men.
- Baryt. carb.*, dysury from stone in the bladder.
- Bellad.*, incontinence of urine. Spasmodic ischury. (Local application, as also injections.) E.
- Berthol.*, hæmaturia, in ♀. P.
- Bezoard. an.*, dysury. 8 times 24.
- Bign. Ind. sem.*, hæmaturia. P. G.
- Bistorta*, hæmaturia. P.
- Bombac. hept. gummi*, excessive micturition, with incontinence of urine.
- Butea fr. fl.*, itching from stone in the bladder. Diuretic. ТОУР.
- Butea fr. sem.*, hæmaturia. P.
- Calcar. carb.*, redness of urine. P. G. Dysury.
- Calumb. rad.*, scalding and redness of urine, with dysury. P.
- Caloph. inoph.*, diuretic. E.
- Camph.*, micturition in sleep, (incontinence of urine when in bed). Dysury. P. M. and E. Administered with almonds, hemp seed, opium and sugar, in the form of emulsion, removed ischury with catarrhal fever, and rheumatic pains. This remedy may also be used in affections produced by a too large dose of cantharides.



- Cannab. Ind. hb.*, urine of a milky appearance. Discharge of blood, with urine and stools. Noxious to the bladder. ТОНР.
- Cannab. Ind. sem.*, dysury with acute gonorrhœa. Hæmaturia. P.  
(Small or large doses.)
- Canthar.*, inflammation of the kidneys and bladder. Micturition in sleep. Purulent urine. Hæmaturia. P. G.
- Capill. Ven.*, diuretic. ТОНР.
- Capsic. sem.*, redness of urine.
- Carbo Veg.*, incontinence of urine.
- Cardam. min.*, dysury. Hæmaturia. 4 times 28.
- Carota.*, diuretic. ТОНР.
- Carpobals.*, diuretic. ТОНР.
- Cass. Flet. pulpa*, dysury. P. G. Redness of urine with heat.
- Cass. Kharrib N.*, discharge of pus with the urine. P. Discharge of blood with urine and stools. P.
- Cass. lign. cort.*, dribbling of urine. Scalding urine. P. Diuretic. ТОНР.
- Cass. lign. fol.*, pricking pain in micturition. P.
- Catechu*, redness and heat of urine. P.
- Copa*, catarrh of the bladder. M.  
Diuretic. M.
- Chenop. a. sem.*, dysury and tenesmus. Dysury and incontinence of urine. ТОНР.
- Cherayta*, ischury. Dysury. Incontinence of urine. Diuretic. ТОНР.
- Chin. sulph.*, scalding urine with gonorrhœa. M. and E.
- Churrus*, scalding urine, with dysury. P. G. Diuresis, with catarrh.
- Ciouta*, incontinence of urine.
- Citri succ.*, v. *Natr. m.*
- Cleom. pent. sem.*, redness of urine, with fever. 8 times 24.
- Coccul.*, v. Females—diseases of,
- Coffea Ar.*, diuretic. ТОНР.
- Colch. aut.*, urine of a milky appearance. Dysury and tenesmus, with calculous affections.
- Coloc. pulpa*, diuresis, with constipation,
- Coloc. rad.*, diuretic, at night.
- Commel. nud.*, scalding urine and dysury. P.
- Comp. Pokermool*, scalding urine. P. G.
- Concha fluvi.*, red, scalding urine, with dysury.
- Convolv. arg.*, profuse, and red urine, with incontinence. M. and E.
- Copaiv. bals.*, chronic inflammation of the bladder. Purulent urine, removed by eruption. Diuretic.
- Corchor. frut.*, pricking in passing urine. Dysury and tenesmus. P.
- Cornu c. a. u.*, diuresis. P.
- Costus n. Cashm.*, burning pains with the urine.
- Crataeva Marm.*, redness of urine, with scalding and dysury, ♀. M. and E.
- Crocos.*, diabetes.
- Croc. sat.*, diuretic. ТОНР.
- Crustac. Mahes roobesan*, ischury with inflation.
- Crustac. Djin ge*, dysury and tenesmus, with abdominal pain and fever.
- Cucum. ut. sem.*, diuretic. ТОНР.
- Cucurb. Citrull.*, diuretic. ТОНР.
- Cucurb. Lagen.*, red urine. P. Diuretic. ТОНР.
- Cucurb. Lag. sem.*, scalding urine, and ulcer of the bladder. ТОНР.
- Cucurbitulas imponens* (on the inside of the thighs) discharge of urine. P.
- Cupr. amm.*, frequent and scanty discharge of urine, with costiveness.
- Cusc. longa*, dysury. P. G. Dysury and tenesmus.
- Cusc. mon.*, hæmaturia. M. and E.
- Cusc. mon. sem.*, dribbling of urine.

- m. and n. 30. Pricking in micturition. *P.* Diuretic. *ТОНР.*  
*Cycad. rev. sem.*, scalding urine.  
*Cyper. long.*, dribbling of urine. Redness, with heat of urine.  
*Dactyl. nucl.*, diabetes.  
*Daron.*, diabetes.  
*Datic. Cann. rad. cort.*, profuse flow of urine.  
*Datur. Stram. fl.*, redness of urine.  
*Deals. Root for fever*, hæmaturia.  
*Deals. Root for Sersum*, scalding urine. *P.*  
*Digit. purp.*, red urine, with expectation of blood.  
*Diosma cren.*, in ischury as diuretic. *n.* Chronic inflammation of bladder. *n.*  
*Dol. prur. faba*, dysury, with and without stone or gravel. Incontinence of urine. Hæmaturia. *m. & n.* (*v.* Children—diseases of)  
*Doodsea*, dysury. *P. ♀. g.* Hæmaturia.  
*Dracon. sangv.*, dysury. *P. g.*  
*Embryopt. glut. sem.*, hæmaturia, with spinal pain. Diuresis. *P.*  
*Eugen. Jambol. cort. succ. (E.)* dysury, with spermatorrhœa.  
*Euphorbiac.*, stoppage of urine, with dribbling. Purulent discharge, with dysury.  
*Euphorb. Agrar. (aff. spec.)* dysury and tenesmus, *♀. g.* Dysury. *P.*  
*Evolv.*, redness of urine. Scalding urine. *P.*  
*Fagon. Ar.*, diuretic. Ischury. *ТОНР.*  
*Ferri hydroc.*, urinary disorders. *n.*  
*Ferri mur. (E.)* diabetes. *n.* With or without camphor and Valer. (*E.*) with cold baths. Micturition in sleep, especially in hysteric females. *n.* Hæmaturia.  
*Fenic. rad.*, diuretic. Redness of urine. *P.*  
*Fenic. sem.*, dysury. *ТОНР.*  
*Fennugr. sem.*, ischury. *P.*  
*Fumar.*, diuretic.  
*Galanga*, redness of urine. *P.* Dysury *ТОНР.*  
*Galla T.*, diuretic.  
*Garden. dum.*, diuretic. Ischury.  
*Gentian. am. rad.*, diuretic.  
*Gossyp. sem.*, diuretic. Frequent, increased, and painful micturition.  
*Granat. ac. rad. cort.*, diuretic.  
*Graphit.*, hæmaturia. *P.*  
*Guiland. Bond.*, increased, scalding, red and purulent urine.  
*Gundel. Z u l m sem.*, dribbling of urine. Diuretic, and strengthening the bladder. *ТОНР.*  
*Hedysar. Deisterdane*, incontinence of urine, at night.  
*Helict. Isora*, diuretic. *ТОНР.*  
*Hemidesm. Ind.*, hæmaturia. *P.*  
*Heracl. div.*, yellow urine. Dysury. *P.*  
*Hermod. am.*, ischury and stoppage of bowels, with colic.  
*Hirudo med.*, inflammatory spasmodic ischury (application on the perinæum). *n.*  
*Hordeum*, diuretic.  
*Hyosc. n.*, dysury.  
*Hyosc. n. sem.*, dysury, with discharge of blood and fleshy coagula.  
*Hyssop.*, diuretic.  
*Ichthyoc.*, ischury, from calculous affections. (Dose every quarter of an hour.)  
*Inula Hel.*, diuretic. Diuresis.  
*Iod.*, free discharge of urine in calculous affections. *P.*  
*Ipom. cusp.*, diuretic.  
*Ipom. dasysp.*, redness of urine. Diuretic.  
*Jal. Conv.*, dribbling of urine.  
*Jaspis*, free discharge of urine, in gonorrhœa. *P.*

- Jatr. Curc. sem.*, flow of white urine. **Р.**  
*Hæmaturia.* **Р.**
- Judaic. lap.*, pricking pains in micturition.
- Jugl. reg. ligni cort.*, ischury. **Р.**
- Junip. bacc.*, diuretic.
- Just. Nas.*, dysury. **Р.**
- Kali Sals. f.*, scalding of urine. **Р. G.**  
 Dysury. *Hæmaturia.*
- Kali Sals. m.*, incontinence of urine, with costiveness.
- Kali veg.*, stricture of the urethra. **З.**
- Lactuc. sem.*, ischury and stoppage of stools in calculous affections. Dysury, with scalding. Diuretic.
- Lamin. sacch.*, scalding of the urine. **М. and З. 14.**
- Laur. nob. bacc.*, scalding of the urine.
- Laws. in.*, v. *Aur. nitro-salamm.*
- Lecum pal.*, dysury.
- Lens sat.*, ischury. **Р. ТОУР.**
- Leporin.*, free discharge of blood with the urine. Painful micturition. Dysury (in the afternoon). **Р.** (v. Children—diseases of)
- Lich. od.*, incontinence of urine. Diuresis. Diuretic.
- Lim. Laur.*, dysury.
- Lini sem.*, diuretic. Dysury.
- Lippia nodifl.*, ischury and stoppage of bowels; also after a fall.
- Liquir. rad.*, dysury.
- Lithanthr.*, diuresis, with dysury and sensation of soreness.
- Locust.*, scalding urine, with dysury. **М. and З. Dysury. ТОУР.**
- Luffa am.*, ischury and stoppage of bowels, from *Churrus*. Dysury. (*Extr.*)
- Lupin. a.*, hæmaturia.
- Lyc. hb.*, hæmaturia. Blood-red urine. **Р.**
- Lyc. sem.*, yellow urine, with dysury.
- Macis* (with honey) red urine.
- Magnas. carb.*, ischury, and stoppage of bowels. *Hæmaturia.* Dysury. Scalding urine, with insensibility in some parts of the integument. (With nutmeg) diabetes.
- Major.*, diuretic. Frequent and scanty micturition.
- Malic. ac.*, incontinence of urine in old men. (The dried sour apples.) **З.**
- Malva*, diuretic, scalding of urine and ulceration of the bladder. **ТОУР.**
- M. montana*, scalding urine.
- Malvac. To dreë*, scalding urine. **Р. G. 4 times 12.**
- Mamsera Cashm.*, hæmaturia. **Р.**
- Mango nucl. sem.*, diuresis, with incontinence of urine.
- Marrub. a.*, diuretic. Chronic catarrh of the bladder and the urethra. **З.**
- Moccan. bals.*, scalding urine, with dysury. Diuretic. **ТОУР.**
- Meliss. Azed. fol.*, increased, frequent and painful micturition.
- Melong. sem.*, dysury from cantharides. Diuretic.
- Melon. sem.*, diuresis; incontinence of urine.
- Menisp. gl.*, scalding urine. **Р. G. Dysury, and redness of the urine. Р.**
- Menisp. hirs.*, dysury, ♀. Scalding and pricking in micturition.
- Merc. viv.*, redness of urine. Purulent urine.
- Mesua ferr.*, ischury, and stoppage of stools, with colic and inflation. 12 times.
- Methon. gl.*, urine bloody, or yellowish red. Frequent and scalding passage of urine, with dysury.
- Mimos. Pud. sem.*, wheyey urine.
- Moring. Sol. gummi*, dysury.
- Moring. Sol. rad.*, red urine. Dysury. **Р.**
- Mosch. nuz.*, with *magnesia*, diabetes. **З.**
- Muriat. ac.*, red urine. **Р.**

- Murineum* (?) Incontinence of urine, excrements of mice, prepared with honey (as an application over the umbilicus.) a.
- Myrrh. gummi*, discharge of pus and mucus from the bladder. z.
- Myrob. citr.*, abundant white deposit from the urine. p.
- Myrob. citr. nucl. sem.*, dysuria in calculous affections.
- Myrob. n.*, diuretic.
- Myrt. bacc.*, diuretic. Wounds of the bladder. Tox.
- Myrt. fol.*, ischury and stoppage of bowels. 4 times.
- Narc. bulb.*, diuresis.
- Nardost.*, red urine, and pricking pain in passing it.
- Natr. mur.*, thick urine, in gonorrhœa. Salt, with lemon-juice and sugar, is said to produce discharge of blood and mucus from the bladder. (v. Poisoning—Cantharides.)
- Ner. Od. rad. mont.*, scalding of urine and dysuria.
- Nigell. sem.*, diuretic.
- Nitric. ac.*, offensive urine.
- Namul. Shudnuj*, dysuria, with calculous diseases; also with gonorrhœa. Dribbling of urine, with impotence.
- Nyctericid.*, ischury.
- Nymph. a. sem.*, pain of the bladder. Tox.
- Ocim. a.*, dysuria and tenesmus, with burning sensation of the glans penis. m. and z. Dysuria in tenesmus. p. Hæmaturia. p. One drachm of the herb, prepared with syrup into an electuary; this quantity taken every morning, removed in a fortnight a diabetes with hæmorrhoidal complication. It was followed by febrile agitation, which was cured by blood-letting. (From my earlier practice.)
- Ocim. Bas. sem.*, dysuria. Tox.
- Ocim. sanct. rad.*, dysuria. p.
- Ocim. sanct. sem.*, dysuria. p.
- Olib. Ind.*, dysuria in gonorrhœa.
- Onosm. macr. fl.*, diuresis, with pains in the joints. Frequent, red and scalding urine.
- Op. pur.*, ischury and stoppage of bowels. Diabetes. Dysuria, with itching herpes.
- Op. sulph. sod.*, dysuria, with scalding urine.
- Opop.*, diuresis. Incontinence of urine.
- Ovi membrana*, diabetes. z.
- Paroira brava*, catarrh of the bladder. z.
- Persic. fol.*, irritation in the bladder and the urinary organs. z.
- Persic. nucl.*, ulceration of the bladder, with pain in the umbilical region. 12 times. Hæmaturia. p.
- Petrol.*, stricture of the urethra. Diuretic. Dysuria, in ♀. p. (E.)
- Phas. radlat.*, diuretic.
- Phosph.*, diabetes.
- Phys. flex. sem.*, ischury.
- Phys. flex. Lah.*, diuretic.
- Picorrh. kurrooa*, dysuria.
- Pini fr. nucl.*, diuretic. Tox.
- Piper a.*, scalding urine. Diuretic.
- Piper n.*, diuresis.
- Pistac. fr. put.*, scalding urine, with fever.
- Pisum sat.*, scalding urine.
- Picis liqu.* (E.) thick and red urine. m and z.
- Plantago maj.*, diuresis. Dysuria. p.
- Plantag. maj. sem.*, diuretic.
- Plumbum*, diabetes.
- Podoph. Emodi fr.*, hæmaturia, when walking.
- Paeonia corull.*, dysuria, with diabetes.

- Dysury and tenesmus. (Doses every half hour, 15.)
- Polyanth. tub. sem.*, scalding of the urine. *P. e.*
- Polyg. kinifol.*, scalding urine. *P. a.* Diuresis.
- Polyg. macr.*, red urine. *P.*
- Polyp.*, dysury, in ♀. *P.*
- Portul. Oler. sem.*, dysury. Diuretic. Red urine, with constipation. 3 times 21.
- Primula veris*, diuretic. (*v. Mat. Med.*)
- Prunella v.*, dysury. *P.*
- Psyllis sem.*, frequent gouty, purulent micturition.
- Puls.* (*H.*) red, purulent, bloody urine.
- Punic. lap.*, urine like oil, with burning sensation in the body. *m.* and *n.*
- Pyrethr.*, diuresis. Diuretic.
- Ran. lan. fol.*, hæmaturia.
- Ran. lan. rad.*, ischury and stoppage of bowels, with an abscess of the bladder.
- Rapæ Brass. dec.*, dysury. *n.*
- Rapæ Brass. rad.*, scalding urine.
- Raphani sem.*, diuresis, with coldness of the scrotum. Diuretic.
- Rheum*, pain of the bladder. Diuretic.
- Rhus Coriar.*, hæmaturia. Diuresis.
- Rhus Toxic.*, scalding urine, ♀. Ischury. Redness of urine, with fever. Provoking the discharge of a quantity of blood by the urethra.
- Rottlera tinct.*, dysury.
- Rubia Murr. jista*, diuretic at night.
- Rumex ac.*, ischury. Scalding urine of a red color, like blood. *P.*
- Rumex B. e. j. b. u. n. d.*, dysury. *P. e.*
- Rutha gr.*, diuretic. Dysury.
- Sago*, diuresis.
- Sahansbed*, pricking pains in micturition, and a red colour of the urine. *P.*
- Salep* (species like figs) dysury, and scalding urine.
- Salvia off.*, dysury and tenesmus. *P.*
- Sandarac.*, diuretic. *TOHF.*
- Santon. sem.*, urine becoming thick, when let stand. Micturition during sleep. *R.*
- Sapindi em. ligni cort.*, diuresis. Hæmaturia, with fever.
- Sapindi em. nuc.*, dysury or retention of urine, with tenesmus. Dysury, in gonorrhœa.
- Sapii Ind. nuc. cort.*, red urine and pricking in the perinæum. *P.*
- Sarsap.*, dysury and scalding of the urine. *P. e.*
- Scammon.*, dysury. *P. e.* Dysury and tenesmus.
- Scorpion.*, dysury. *P.*, frequent, bloody urine. *g.* Red urine. *P.*
- Secale c.*, hæmaturia. Ischury. Diuretic. (The decoction) *n.*
- Selen.*, red urine.
- Senec. Jacquem. rad.*, red urine.
- Senec. Mus.*, red urine.
- Senna fol.*, red urine.
- Sepia succ.*, micturition of red urine. Dysury. *P.*
- Serpent. esuv.*, diuretic. *Ol.* (*H.*) dysury, with constipation. *m.*
- Sialikand*, scalding urine. Dysury, with or without fever.
- Sida fol.*, red urine and heat. *P.*
- Sinapis*, diuretic.
- Sinap. n. plac.* (*H.*) scalding urine.
- Smilax China*, hæmaturia. *P. e.*
- A. Ars.*, scalding urine, with discharge of pus. *m.* and *n.*
- Soda sal.*, red urine and heat. *P.*
- Solan. Jacqu. fr.*, hæmaturia.
- Solan. Jacqu. rad.*, scalding urine and dysury.
- Solan. n.*, wheyey urine. Dysury.
- Spharanth. Ind.*, incontinence of urine. *P.*
- Spigel. anth.* (*H.*) dysury and tenesmus.

*Staphisagr.*, dysury. Purulent discharge. *P.*

*Stachas Ar.*, dysury. *P.*

*Stor. cal. & liqu.*, diuretic.

*Strontian.*, dysury.

*Strych. f. St. Ign.*, frequent micturition, with dysury and sensation of weight in the bladder.

*Strychn. n. vom.*, yellow, purulent urine, as also frequent micturition. *P.* (*v.* Children—diseases of)

*Strychn.*, *v.* Children—diseases of,

*Sulph. Aulisasar*, discharge of milk-like urine. *P.*

*Sweritia pet.*, abscess of the bladder.

*Talcum a.*, discharge of pus with urine, and constipation.

*Tamarind.*, dysury and heat. *P.*

*Tereb. sp.*, diabetes.

*Thuja occ.*, frequent purulent micturition. Hæmaturia and tenesmus. *P.*

*Trianth. pent. a.*, diuresis. *M.* and *N.*

*Trianth. pent. n.*, hæmaturia.

*Tribul. terr.*, scalding urine. Diuretic.

*Unguis odor.*, incontinence of urine. Acrid scalding urine. *M.* and *E.*

Dysury and scalding of the urine. *P.*

*Urtica dioica*, diuretic.

*Uva ursi*, catarrh of the bladder. Diabetes. Incontinence of urine.

*Valer. sylv.*, scalding urine. Diuresis.

*Vanilla*, ischury. *P.*

*Verbasci Cashm. rad.*, dysury, with hæmaturia.

*Verben. Lah. sem.*, diuretic.

*Vespar. mel.*, dribbling of urine.

*Vespar. fav. A. Ars.*, bloody coagula or clots with the urine. *P.*

*Villars. nymph.*, increased and repeated micturition, with burning sensation in the body, and insensibility of parts of the surface.

*Vinca min. fl.*, diuresis. *P.*

*Vinca min. fol.*, diuresis, with dysury. *P.*

*Viola rep.*, hæmaturia, pains in calculous affections.

*Vitex Negund.*, incontinence of urine. Discharge of milky urine. *P.*

*Xanthoxyl. arom. fr.*, scalding urine, *♀.*

Hæmaturia. *P. G.* Red urine. *P.*

*Zinc. (I. sol.)* redness of urine. *P.*

*Zinci iod. amygd.*, ischury, in *♀.* 4 times 24.

*Zinci sulph.*, redness of urine. *P.*

*Zingib. off.*, with fennel seed, serous (wheyey) urine. *P.*

*Zys. Sujub.*, hæmaturia and red urine. *P.*

*Zys. vulg.*, pains of the kidney and bladder.

URTICARIA, *v.* Fever, &c.

UTERINE-DISEASES AND HÆMORRHAGE, *v.* Females—diseases of,

UVULA—AFFECTIONS OF, *v.* Affections of the throat, &c.

VARICOSE-VEINS (*tumors, resulting from dilatation of a vein*).

*Abrus proc.*, varicose veins on the feet.

*Aneth. Sova* (ashes application) *TOUF.*

*Cauticum*, varicose veins. *R.*

*Iod.*, varicose veins.

*Spong. mar. usta*, varicose veins.

*Sulph.*, varicose veins.

VENEREAL DISEASES, *v.* Syphilis.

VERMIN, AS LICE, CRABS, &c.

PETHIRIASIS (*morbid production of lice on the human body*), &c.

*Ajuga decumb.*, crabs.

*Behen alb. & rubr.*, killing lice. *TOUF.*

*Conysa anthelm.*, and sulphur are macerated during one night in urine of cows, and boiled with four parts of bitter oil until the watery parts are entirely evaporated; some drops of this Hindoo remedy rubbed on

the places occupied by vermin, is said to produce immediate relief.

*Cucum. sat.*, v. Mat. Med.

*Doron.*, crabs. r.

*Helleb. alb.*, phthiriasis. r.

*Iod.*, phthiriasis.

*Jugl. reg.* (v. Mat. Med.)

*Lentes* (applied with the white of an egg) destroys lice. ТОНФ.

*Lepid. sat. sem.* (applied with honey) destroys lice. ТОНФ.

*Mercurialia*, application.

*Mulgod. rapunc.*, applied, is a remedy used in Cashmere, to destroy lice.

*Phosph.*, application (v. Mat. Med.)

*Staphisagria* is a well known remedy for killing lice.

*Vanill.* (R.) crabs. 4 times 28. Perhaps it might also prove beneficial applied locally? (v. Worms.)

#### VERTIGO, v. Giddiness.

VIOLENCE, EXTERNAL—CONSEQUENCES OF, AS: CORNS, FRACTURES, PAINS (from blows, crushes or falls); EXTRA-VASATIONS, DISLOCATIONS, INCISIONS, CONTUSIONS, &c.

*Absinth.*, (boiled with oil applied) vulnerary. r.

*Acanth. Ootungun*, wound upon the nose, from a blow. m. and r.

*Ajouain*, dispersing blood congested under the skin (Repellent). ТОНФ.

*Ath. fol.*, fractures. ТОНФ.

*Ath. rad.*, contusions and lacerations. ТОНФ.

*Amygd. d.*, loss of speech from a fall. r.

*Amm. carb.*, pains in the wrist from a previous sprain. r.

*Amm. mur.*, chronic spinal pain from a fall. m. 30. Sal ammoniac, dissolved in water, mixed with some vinegar, serves as a cold fomentation

and lotion, in recent external injuries. (v. Foment. fr.)

*Aranca diad.*, injury of internal blood-vessels. (v. Vol. I., page 85.)

*Aranum* (applicat.) incised wounds. r. *Argent. nitric. f.*, cauterization in hard, thick skin (callosity) as corns.

*Arn.* (R.) contusions. g. n.

*Asa f.*, internal injuries, from external violence. r.

*Asph. Lab.*, contusions. g. n.

*Asphalt. Pers.*, wounds and fractures. (v. Vol. I., pages 38, 46, 66, 134.)

*Bebeerine*, ulceration of the soles, after contusion.

*Behen r.*, painful swelling of the knee, after a blow.

*Berber. Lyc.*, dessicative. ТОНФ.

*Bolus Arm.*, expectoration of blood, after external incised wounds.

*Calamin. lap.*, dental fistula, after extraction of a tooth.

*Calc. chlor. sol.*, painful wounds and contusions (applied with lint). r.

*Calc v.*, applied as powder, is said to have cured a chronic ulcer of the toe, caused by a crush.

*Canthar.*, sensation of soreness in diseased parts. r. *Cantharides*, either boiled in honey, or the tincture mixed with clarified honey, may be used in malignant wounds, fistulous ulcers, &c. as a stimulant (Application).

*Carniol. u.*, (application) as a styp-tic. r.

*Carpas. rac.*, in Cashmere, as a vulnerary. r.

*Cass. Fist. pulpa*, ulceration of the toes, after a sword cut. *Fistula* of the perineum, sometimes bursting (with swelling of the testicles) after lithotomy.

*Cass. Fist. sem.*, sequelæ of palsy, with

- pain of the spine and knee, the consequence of a fall.
- Cerastium*, recent wounds. (Application) R.
- Cherayta*, pain in the hip, after a fall. (Spinal pain, from a fall. R.) External injuries and fractures. ТОНР.
- Chin. cort.*, emaciation, following a fall and fright.
- Chitraca*, injuries from crushes and falls (pounded, and boiled with vinegar, applied). ТОНР.
- Chloroform*, v. *Gutta percha*.
- Coccin.*, pain of the arm, from a fracture. R. 7. To be applied for wounds and fractures, with flour. ТОНР.
- Collod.* (application) recent incised wounds. R.
- Conium*, chronic pains, from a fall. (v. Females—diseases of)
- Corchor. frut.*, swelling of the eyes, after a blow.
- Costus Arab.*, dessicative. ТОНР.
- Creosot.*, wounds. Pains, as if from a blow.
- Cubeb.*, strengthening fractured limbs. ТОНР.
- Cupr. ac.*, pain of the chest, from a blow. Plaster of verdigris, with sal ammoniac, &c. applied to corns. R.
- Cupr. sulph. (s.l. appl.)* bed-sores. R.
- Curcuma longa*, dessicating remedy. ТОНР. External injuries (the application). R.
- Cynar. Dub.*, v. *Mulged.*
- Daronica*, pain from a blow.
- Euphorbiac.*, injuries from violence.
- Euph. nerifol.*, fresh wounds. ТОНР.
- Euph. serr.*, dislocation of the upper-arm (humerus). Numbness and stiffness of the arm, from bandages. (R. sol.)
- Fistul. rad. D.*, pain and suppuration of the lobe of the ear, from a blow.
- Foment. frigid.*, by the continued application of cold water, by means of blotting-paper, linen, or in a bladder, violent inflammations from external violence, as a crush, fall, &c.. might be prevented. (v. *Asm. mur. sol.*)
- Fritill. carrh.*, injuries from external violence.
- Glinus diet.*, painful inflammatory swellings, from external violence.
- Gossyp.*, carded cotton, applied half-an-inch thick, on blisters; for example, those from blistering plaster. R.
- Gutta percha*, dissolved in *Chloroform*, or in *Sulph. carb.*, vulnerary. R.
- Gypsum carb.*, pain of the knee, from a blow.
- Hyssop.*, extravasations of blood.
- Ichthyoc.*, injury from a fall.
- Kali sulph.*, spinal sprain. The remaining part (residuum) obtained by the preparation of nitric acid, dissolved in water, applied, cured in a short time an extensive wound, caused by the saddle, in a horse.
- Kino gummi*, pain, after a fall.
- Lepid. sat.*, local injuries. R.
- Lithanthr.*, pain from wounds.
- Lycop. Ab.*, pain from a fall.
- Magnet. lap.*, wounds. ТОНР.
- Manna Cal.*, injury from a fall.
- Melia Azed. fol.*, vulnerary. ТОНР.
- Melia semperv.*, injury from a fall. R.
- Monisp. hirs.*, fractures. ТОНР.
- Mulg. rap.* with *Cyn. Dub lign.*, as a vulnerary (in Cashmere). R.
- Mumias Pers.*, v. *Asph. Pers.*
- Nitric. ac.*, dislocations.
- Oliban.*, injury from a fall. R.
- Opop.*, pain after blows. G. N.
- Ovi pell.*, applicat. on slight wounds. R.



*Patrol.*, tendency to dislocation of the jaw-bone. R.  
*Phosph. mel.*, injury from a fall.  
*Plumbago Zeyl.*, vulnerary. ТОФ.  
*Portul. Oler. sem.*, swelling of the testicles, after lithotomy.  
*Pyrethr.*, is a substitute for *Costus*. ТОФ.  
*Raphan. sat. sem.*, vulnerary. ТОФ.  
*Ricini sem.*, v. *Sinap. sem.*  
*Rottl. t.*, desiccative. (Application of the powder.) R.  
*Sarcoc.*, fractures. ТОФ. In wounds, granulations. P. ТОФ.  
*Scalæ c.*, palsy of the lower parts, after a fall.  
*Selen.*, pain of the joints and tenesmus, in consequence of an injury arising from lifting heavy weights. (I.) M. and R.  
*Sep. succ.*, soreness on the breech, the genitals, and behind the ears, from scratching.  
*Sinap. n. sem. & sem. ricini vulg.*, each pounded separately, mixed with *ol. Susam. Or.*, applied as cataplasm, in injuries from external violence, even with emaciated limbs. R.  
*Solan. Jaogu. fr.*, injuries from external violence. G. M.  
*Spong. u.*, decoction, sweetened with honey, administered for wounds of long standing. ТОФ. Prepared with vinegar or spirit, to be applied on recent wounds. ТОФ.  
*Stann.*, sensation of soreness, externally from the neck to the groin, on one side.  
*Staph.*, tendency to dislocation of the lower jaw. R.  
*Stach. Ar.*, evils from external violence. G. N.  
*Strych.f. St. Ign.*, incised wound, painful on the finger. Spinal pain from

a fall. Incised wounds (the application). ТОФ.  
*Sulph.*, corneal speck and epiphora after a puncture in the cornea. (H.) v. Children—diseases of,  
*Tereb. ol. appl.*, gangrenous wound, from a dog's bite.  
*Urtica dioica* (cataplasms) in injuries from falls, crushes, blows, &c. R.  
*Urt. dioic. fl.*, evils from external violence.  
*Vesica*, an oiled bladder filled with air may be used as a cushion in bed-sores.  
*Vitæ Neg.*, injuries from a fall. R.

VOICE—AFFECTIONS OF, v. Speech, &c.  
 VOMITING—BLOOD, v. Blood—expectoration of,  
 VOMITING, NAUSEA, &c.

*Absinth.*, nausea, with salivation. Vomiting. P.  
*Acac. cort.*, vomiting. P.  
*Acanth. Ootungun*, vomiting, with fever.  
*Agar. a.*, vomiting.  
*Ajo u a i n*, nausea, and vomiting.  
*Ajuga dec.*, vomiting bile.  
*Allium sat.*, nausea, and salivation.  
*Aloes*, v. *Calumba*.  
*Amarant. J o u n t c h a*, vomiting, with pain in the stomach.  
*Ammon. gummi*, nausea. P. G.  
*Angel. sem.*, vomiting, P.  
*Angvin.*, nausea and vomiting. P.  
*Antimonialia*, nausea and vomiting.  
*Apii grav. rad.*, vomiting, in cough.  
*Araneum* (application on a wound) vomiting. P.  
*Argem. Mex. fl.*, vomiting. P.  
*Argent. nitr. fus.*, vomiting, with abdominal pain (after indigestion of twenty days duration) 3 times 9.

- Ars. sod.*, vomiting.  
*Arum camp.*, vomiting. P. G.  
*Aspar. Halioon sem.*, vomiting. P. G.  
*Aternsee*, vomiting.  
*Bebeerine*, vomiting.  
*Berb. Lyc.*, vomiting.  
*Berb. Lyc. Res*, nausea and vomiting.  
*Besoard. an.*, vomiting. ТОНФ.  
*Bignon. Ind. sem.*, nausea. P.  
*Bobus Arm.*, vomiting.  
*Borax*, vomiting. P.  
*Caleb. opp.*, vomiting. P.  
*Calotr. gig.*, vomiting. P. G.  
*Calumb. A. Aloës*, chronic vomiting, with costiveness.  
*Capsic.*, sea-sickness (as much red pepper in a cup of soup, as can be taken). R.  
*Cardam. maj. & min.*, nausea and vomiting. ТОНФ.  
*Carissa Car. fol.*, vomiting of bile. P.  
*Caryoph. ar.*, nausea and vomiting.  
*Carpobals.*, nausea. P. Vomiting. G.  
*Cassia al.*, vomiting, in retention of urine or stools.  
*Cass. Fist. pulpa*, nausea, in hæmorrhoids.  
*Cass. lign. fol.*, vomiting. P.  
*Celastr.*, vomiting of bile, with fever.  
 Bitter vomiting with cough. M. & E.  
*Chautilmodogra od.*, vomiting.  
*Chelid. maj.*, vomiting and diarrhœa.  
*Cherayta*, vomiting and purging. P.  
*Chin. cort.*, vomiting, with indigestion and acidity.  
*Chin. sulph.*, vomiting. P.  
*Chloroform*, vomiting. P. (Chronic.) G.  
*Churrus*, vomiting.  
*Cichor. rad.*, vomiting.  
*Cicut.*, extract, dissolved in lime-water, is said to have proved beneficial in a chronic vomiting, with consumption.  
*Clemat. erecta*, vomiting.
- Clerod. inf.*, vomiting and purging. P.  
*Coccul.*, nausea and vomiting. P.  
*Cocos Sech.*, vomiting. P. G.  
*Coff. Ar.*, vomiting with cough. P.  
*Comp. Zerbabrti*, vomiting, with a subsequent eruption of patches. P.  
*Convolv. arg.*, vomiting.  
*Cop. bals.*, nausea and vomiting.  
*Coreh. frut.*, vomiting. P.  
*Crataeva Marm.*, vomiting and fever. P.  
*Creos.*, chronic vomiting, with headache.  
*Croc. sat.*, nausea and vomiting. In sea-sickness the application of saffron (externally on the epigastrium). R.  
*Crot. Tygl.*, vomiting. P.  
*Cucum. acutang. P.*, nausea and salivation. P.  
*Cucum. sat.* (the essence of salted cucumbers), nausea. P.  
*Cumini sem.*, vomiting. P.  
*Cuscuta mon.*, vomiting.  
*Cyper. long.*, vomiting. P. G.  
*Daph. Sunnerkat*, vomiting.  
*Datisc. Cann. sem.*, nausea and vomiting.  
*Datura Stram.*, vomiting.  
*Delph. Ghafes succ.*, nausea, with costiveness.  
*Dolich. pr.*, vomiting and purging.  
*Doodsea*, vomiting. P.  
*Dulcam.*, nausea and vomiting. P. G.  
*Elater.*, vomiting in cough.  
*Eugen. Jambol. fr.* (preserved in vinegar) vomiting.  
*Evoolul.*, vomiting. P.  
*Fici glomm.* (Æ.) vomiting.  
*Fenic. sem.*, vomiting.  
*Gagerming*, vomiting.  
*Geum el.*, vomiting, with cough.  
*Glin. dict.*, nausea and vomiting. P.  
*Gossyp. fulm.*, nausea. P.  
*Granat. ac. rad. cort.*, vomiting. P.  
*Granat. Pun. succ.*, vomiting. R.  
*Gratiol.* (Æ.) vomiting.  
*Hermod. am.*, vomiting. P. G.

*Hordeum* (indigestion from new barley roasted) nausea, with vomiting and dysentery. F.

*Indig.*, nausea and vomiting.

*Ipecac.*, nausea and vomiting. F. (the genuine) G.

*Jatropha. Curc.*, vomiting. F.

*Jugland. reg. cort. int.*, emeto-cathartic (producing vomiting and purging at the same time.)

*Kali bichrom.*, vomiting. F.

*Kali hydroc.*, vomiting. F. G.

*Kali Sals. fam.*, vomiting at night. F., in chronic, periodical. G.

*Lauri bacc.*, vomiting. F.

*Lawson. in.*, vomiting. F.

*Leonur. Royl.*, vomiting. F.

*Lapid. sat. rad.*, vomiting. F.

*Leucas ceph.*, vomiting. F. G.

*Lichen od.*, vomiting. F. G.

*Limon. Lawr.*, nausea. F.

*Lini sem.*, vomiting bile. F.

*Lupin. a.*, vomiting. F.

*Lyc. sem.*, vomiting. F.

*Macis*, nausea and giddiness. F.

*Magnes. mur.*, vomiting. F.

*Mameera Khutai*, vomiting, with sore-throat.

*Manna Cal.*, vomiting.

*Mastix*, vomiting.

*Melie Azed. fol.*, nausea and vomiting. F.

*Melia Azed. sem.*, vomiting. F.

*Menisp. gl. fac.*, recurrence of vomiting. F.

*Menth. pip.* (H.) vomiting. F.

*Melhon. glor.*, vomiting. F. G.

*Mimosa abst.*, nausea and vomiting.

*Momord. Gugerusel*, vomiting. F.

*Moschat. nux.*, with roasted barley and large pills, administered as pills. One pill four times daily, removed in one week constant vomiting of whatever food was eaten.

*Mutella Antig.*, nausea or vomiting. F.

*Myrob. Beller.*, chronic vomiting.

*Myrob. Embli.*, vomiting.

*Nardost.*, vomiting. F. G. Mucous vomiting.

*Nelumb. specios. fl.*, vomiting. F.

*Nelumb. spec. sem.*, vomiting. The germ is said to produce vomiting.

*Nerium antid.*, vomiting. F. G.

*Nigell. sat. sem.*, nausea.

*Nunul. Shudnuj*, vomiting. Vomiting blood.

*Ocimum a.*, nausea, vomiting, and purging. F.

*Ocimum sanct. sem.*, vomiting.

*Oxal. ac.*, vomiting. F.

*Papav. cap.*, vomiting (excessive use). F.

*Papav. rh.*, vomiting. F.

*Pareira brava*, vomiting, purging and thirst. F.

*Physal. flex. sem.*, vomiting. F., bilious. G.

*Piper. long. rad. stip.* vomiting. F. G.

*Piper n. tostum*, vomiting.

*Piscin.*, vomiting. F. G.

*Pisum sat.*, vomiting. F.

*Plantago muj.*, vomiting.

*Plumbi ac.*, with *Optum*, vomiting of excrements. R.

*Paeonia corall.*, bilious vomiting. F.

*Polygon. linifol.*, vomiting.

*Polyg. macr.*, vomiting.

*Prunella Cashm.*, vomiting with indigestion. Vomiting and purging. F.

*Pyrethr.*, vomiting, with expectoration of mucus. F.

*Quass.* (H.) vomiting, with dysentery, &c. 12 times.

*Ranunc. lan. fl.*, vomiting.

*Raphan. sat. sem.*, vomiting, with diarrhoea.

*Rhus Kakrasinghea*, vomiting with thirst.

- Rubia Munjistia*, vomiting, with fever. Nausea. P.
- Sabad.*, vomiting. P.
- Sacchar.*, sugar water, cold, and profusely administered, is said to have arrested vomiting.
- Salic. Ægypt. fl.*, vomiting, with diarrhœa.
- Sapind. sap. fr.*, vomiting.
- Scammon.*, nausea, with vomiting. TOHF.
- Scorpion.*, vomiting. P.
- Senna fol.*, vomiting. P.
- Sepiæ ossa*, vomiting. TOHF.
- Serp. exuv.*, nausea and vomiting. P.
- Silic.*, green vomiting.
- Simar. cort.*, (large doses) vomiting. P.
- Sinap. n.*, vomiting. P.
- Smilax China*, nausea. (Worm-eaten powder of) vomiting. P.
- Solan. n.*, vomiting, in cough.
- Sphar. Ind.*, vomiting, with indigestion. 3 times 9.
- Spigel. anth.* (℞.) vomiting. P.
- Staph. sem.*, fifteen pieces (administered with honey) vomiting. P. TOHF.
- Stœch. Ar.*, vomiting and diarrhœa. P.
- Strychnine*, vomiting. P.
- Strych. f. St. Ign.*, vomiting.
- Succin.*, vomiting (half a drachm, administered with water). TOHF.
- Sung e Bursæ*, vomiting with diarrhœa.
- Tamaric. Ind. galla*, vomiting. P.
- Tamarind.*, vomiting. TOHF.
- Tamar. serum*, vomiting and purging, with loss of blood, so as to cause syncope. P. (v. Vol. I., p. 40.)
- Thuja occ.* (℞.) vomiting, in fever. P.
- Torment.*, periodical vomiting, with headache.
- Tuber cib.*, nausea and vomiting.
- Unguis odor.*, vomiting. P.
- Vanilla* (℞.) vomiting. P.
- Verbena Lah.*, vomiting and purging. P.
- Viol. rad.*, vomiting. P.
- Vitex Neg.*, vomiting.
- Vitri fel*, vomiting, with purging.
- Zedoar. Zer.*, vomiting, with swelling.
- Zincum*, vomiting.
- Zinci iod.*, vomiting. P.
- Zingib. rec.*, vomiting.

## WALKING—DELAYED IN CHILDREN, v.

Children—diseases of.

WARTS, EXCRESCENCES, &amp;c. v. Skin-diseases.

WEAKNESS, v. Debility.

WEEPING WITH DISTRESS, v. Melancholy, &amp;c.

WEN, v. Skin-diseases.

WHITES—THE, v. Females—diseases of.

WHITE-SWELLING (*arthrospongus*).*Antim. crud.*, white swelling of the knee.*Chelid. maj.*, white swelling of the elbow. P.*Clem. erecta*, white swelling.

WHITLOWS, v. Ulcers, &amp;c.

WINTER-SEASON—AFFECTIONS, AGGRAVATED DURING THE.

*Arnica*, podagra (gout of the feet).*Curcul. orchiod.*, gout of the head.

WORMS—DEVELOPMENT OF, EITHER IN THE INTERIOR OF THE HUMAN BODY, EX: IN THE BRAIN, OR IN THE BOWELS, AS:

ASCARIS LUMBRICOIDES (common round-worm).

ASCARIS VERMICULARIS OR OXYURIS (thread-worm).

ENTOZOA (intestinal worms).

TÆNIA (*tenia* or tape-worm)OR BELOW THE SKIN (*in the cellular*

tissue) as: DRACUNCULUS (Guinea-worm) &c.—(v. Vol. I. p. 68). and also: ANTHELMINTICS OR VERMIFUGA (worm-medicines, i. e., to expel worms).

*Aloes* with *extr. cichorei*, administered as pills, is said to destroy the disposition to Guinea-worm and to radically cure the disease.

(v. *Merc. subl. corr. Ind.*)

*Asa fast.*, v. *Merc. subbl. corr. Ind.*

*Beberine*, worm fever.

*Calabr. opp.*, intestinal worms, with herpes.

*Cass. Fist.*, v. *Nigella*.

*Conyza anth.*, intestinal worms. R.

*Corall. r.*, intestinal worms. TOHF.

*Cotyl. lac.*, intestinal worms.

*Croton. Tigl. sem.*, with juice of lemon, formed into a paste, and applied, upon the first appearance of the Guinea-worm, and when the worm has been broken. R.

*Cucum. Madr.*, thread-worms.

*Cuscuta Epithym.*, tenia. *Ascarides lumbricoides*. G. M.

*Dolich. pr.*, is a well-known anthelmintic.

*Dulcam.*, thread-worms. G. M.

*Elater.*, intestinal worms. P. G. M. & R.

*Embel. Rib.*, tenia. TOHF.

*Equi lac.*, tenia. R.

*Fœnic. sem.*, crawling from thread-worms, with subsultus of the stomach.

*Goolcheen fol.*, thread-worms. G.

*Granat. ac. rad. cort.*, is used (in large doses) to expel tenia; as well as Musenna or Kousoo.

*Hollow. pill. sol.*, crawling from thread-worms. P.

*Hyssopus*, vermifugum.

*Ipom. corr.*, expels intestinal worms. TOHF.

*Jal. mir. rad.*, intestinal worms. P.

*Jal. mir. sem.*, intestinal worms. G.

*Jasm. fl.*, administered with honey, expels the tenia. TOHF.

*Juglans nux.*, unripe walnuts (the size of gall-nuts), are recommended as anthelmintic in tendency to Guinea-worms. It is advised to swallow every year one of the nuts, and to repeat this plan seven years. The effect is ascribed to its acidity. Powdered and applied, they are said to produce blisters.

*Junip. bacc.*, three drachms taken at once expels intestinal worms. TOHF.

*Lupul. Hum.*, vermifugum.

*Melandr. tr.*, tenia.

*Melias Azed. fl.*, vermifugum. M. and R.

*Melias semp. cort. & sem.*, are anthelmintics. TOHF.

*Melissa*, tape-worm.

*Merc. sol.*, v. *Serp. exuv.*

*Merc. subl. corr. Ind.* (solution of) or *aloës* and *opium*, prepared with vinegar, to be spread, on the first appearance, over the inflammatory swelling or abscess, from whence the guinea-worm will protrude. At the same time *asafoetida* is administered internally in doses of half an ounce daily. This method is said to prevent the growing of the worm.

*Mezer.*, tenia.

*Mori a. rad. cort.*, anthelmintic. R.

*Mulged. rap. fol.*, anthelmintic.

*Myrob. n.*, anthelmintic. G. M.

*Nardost.*, *ascarides lumbricoides*.

*Nigell. sat. sem.*, roasted, pounded, and made with vinegar into a paste, or boiled with *Cass. Fist.*, applied, in three days, will expel the broken guinea-worm. R.

*Nusmul. Shudsubj*, anthelmintic.  
*Ocim. a.*, tape-worm.  
*Opium*, v. *Merc. subl. corr. Ind.*  
*Opop.*, tenia. (*Ascarides lumbricoides. n.*)  
*Portul. Oler. sem.*, tenia. ТОНФ.  
*Raphan. sat. sem.*, crawling in the rectum. P. G.  
*Rotll. t.*, tenia.  
*Rutka gr.*, thread-worms.  
*Sabad.*, intestinal worms. n.  
*Sagap.*, intestinal worms. ТОНФ.  
*Scorp.*, thread-worms, with fever and anal crawling. *Dracunculus*. (A living scorpion, held with its sting close to the worm, it is said will kill it, and thus permit its easy extraction. This induced me to try the virus of the scorpion internally for Guinea-worms; and I am happy to state, that I obtained many favorable results, so that I can confidently recommend this simple remedy.)  
*Serp. exuv. A. Merc. sol.*, affections from Guinea-worms, with inflation. m. and n. 14.  
*Sida rad.*, anthelmintic. n.  
*Silic.*, scrofulous worm-fever. Rising of water from the stomach (chronic, produced by worms).  
*Sol. Jacqu. fr.*, anthelmintic.  
*Spig. anth.* (R.) worm-fever. *Ascarides lumbricoides*, and *ascarides vermicul. o. n.*  
*Spong. m. u.*, expulsion of thread-worms, with crawling about the anus.

*Stann.*, convulsions, from irritation of worms.

*Stront. n.*, affections from worms, with hæmorrhoids.

*Strych. n. vom.*, thread-worms.

*Sulph. fl.*, administered daily in a dose of two drachms, till the tenia detaches itself, then followed by another dose, is said to expel the worm. This is a remedy of European practice, which, however, I now would not recommend for horses, much less for men; because the worm may be expelled much easier, without harm to the health of the patient.

*Ultramar.*, tenia. *Ascarides lumbricoides*. (Thread-worms. n.)

*Urt. dioic. sem.*, anthelmintic. n.

*Uva ursi*, vermifugum. G. n.

*Vavill.* (R.) intestinal worms. P.

#### YAWNING—EXCESSIVE.

*Bryon.*, excessive yawning.

*Coriand.*, yawning with pain in the joint of the lower jaw.

*Creos.*, yawning with drowsiness.

*Lepor.*, yawning with hæmorrhoids.

*Santon. sem.*, yawning with intestinal worms.

*Sung e Busree*, yawning.

*Viola rep.*, yawning in the morning with running from the eyes.

*Zyz. Juj. gummi*, yawning. P.

# Materia Medica.

**VOL. II.**

**2 F**

## NOTICE.

---

As many medicines have many names, references are made, in this *Materia Medica*, from one appellation to another.

Such articles only as have been used by the Author, are introduced herein, for the purpose of explaining their substance, locality, whence procured, the Classes under which they were administered, and the diseases in which the Eastern doctors generally use them, with the additional notice of a few of the recently introduced medicaments, merely to gratify the curiosity of the general reader.

The Plants marked with \* are indigenous of the British Isles.

The three Classes of medicines are marked (i.) (ii.) (iii.) and one of these marks is annexed to every *tested* medicine. The diseases following these numbers are extracted from the foregoing Medical part. For further particulars the reader is referred to the pages whence the Extracts have been taken.

As a good thing can hardly be too often noticed, those medicines are repeatedly mentioned which particularly merit the attention of the reader.





Nor hill, nor vale, as far as ship could go,  
 Nor margin of the gravel-bottomed brook,  
 Escaped thy rifling hand; from stubborn shrubs  
 Thou wrung'st their shy retiring virtues out,  
 And vexed them in the fire: nor fly, nor insect,  
 Nor writhy snake, escaped thy deep research.

**ABELMOSCHUS MOSCHATUS (HIBISCUS)** — is indigenous in Hindostan; nevertheless, I could not procure the seeds in Lahore, and had to order them from Calcutta. In Arabia they are used for giving a perfume to Coffee. The Hakims attribute cordial properties to them.

*Abelmosch. moschat. sem. (I.)*

**ABRUS PRECATORIUS** — is a plant growing in the botanical gardens of India, still better on the hills; it is therefore supposed that it would vegetate in Europe in the open air. Its seeds, enclosed in a pericarp, are of the size of small peas, exceedingly hard, glossy, and of two colors, red and white, differing also in quality; both are considered as stimulants. The Hakims rank the white ones, which are the stronger, with arsenic; and the Midwives of the Punjab use them in combination with other drugs to effect abortion, for which purpose they introduce them into the womb as a suppository. The others, of a bright-scarlet color with a black spot, formerly employed for necklaces and rosaries, are said to be eaten like the seeds of other leguminous plants, in Egypt. Linnæus describes them as poisonous (probably he means the white ones) and Gmelin, on the authority of Sloane,

says, that, when swallowed, they induce violent vomiting, pains, convulsions, and even death. These seeds called *rutty* in Hindostanee, are used throughout India by the natives as the smallest weight, representing the grains of Europeans. Its roots, called Indian liquorice, being cylindrical and sweet, are used in the West and East Indies, like those of the common liquorice in Europe. How different the qualities of the root and the seed; the one on a par with *arsenic*, the other with *liquorice*!

*Abrus prec. rad.* (I.)

*Abrus prec. sem.* (III.) Cholera-morbus. Diarrhœa. Pains in the arms, chest, and shoulders.

\* **ABSINTHIUM (ARTEMISIA)** *Artemisia Indica*—is less used in Lahore, than the Wormwood of Cashmere, which the Hakims administer in protracted fevers, affections of the bile, atony of the liver, &c.

*Absinth. herba* (I.) Fever. Nodes. Pains of the shoulders. Salivation at night, with indigestion. Itch.

**ACACIA ARABICA**—is one of the most useful trees, vegetating all over Hindostan; its gum is the Indian Arabic-gum; its bark is used in tanning, and in promoting the fermentation of saccharine substances for making spirit. The Hakims use not only the gum and the bark, but also the leaves and the seeds of this tree in their medicines.

*Acac. Arab. cortex, gummi, folia & semina* (I.)

*Fol.* Diarrhœa with or without fever.

*Sem.* Sensation of burning and pricking.

**ACACIA CABULICA**—is a species of Acacia tree in Lahore, probably brought from Cabul.

*Acac. Cabul. flores & folia* (I.)

**ACACIA FARNESIANA**—is one of the most elegant Acacias in the East Indies. In Lahore I reared some trees from seeds which were sent from the botanical garden of Calcutta. I observed that a balsamic liquid, in abundance, is contained in the dried husk which envelopes the seeds; the latter I have frequently used with advantage, and have communicated their effects in the preceding Medical part, but, the former I regret

never having tried; yet, I recommend the juice of the pods as deserving of the attention of those physicians who have the opportunity of experimenting upon them.

*Acac. Farn. folia & semina* (I.)

**ACACIE VERÆ SUCCUS**—is a product of Arabia, and imported into India as formerly into Europe. Probably the speculative spirit of dishonest Druggists, led them, instead of the real drug, to substitute inspissated aloë-juice, which (failing to produce the anticipated effect) caused the disuse in European practice—like many other valuable substances. In Arabia and India the Hakims make much use of the Acacia-juice; and I am convinced that it is one of the most effective drugs that can possibly be desired.

*Acac. ver. succ.* (II.) Costiveness. Diarrhœa. Giddiness with sensations of internal burning. Rheumatic-inflammatory swellings. Swellings of the female genitals, or, womb.

**ACANTHACEA (?) OOTUNGUN**—is a seed procurable in all the bazaars in India; and, according to Dr. Royle's opinion, obtained from an *Urtica* (*nettle*), while the botanists of Vienna deem it an *Acanthacea*.

*Acanth. Ootungun* (I.) Boils.

**ACANTHIA**, v. *Cimiceum*.

\* **ACETOSELLA**, v. *Ovalis Acetosella*.

**ACETUM**. At Lahore Vinegar is of various qualities and descriptions. Genuine French and English Vinegars are to be met with; but, by far the greater portion of those sold in the shops, ready bottled and with European labels, is manufactured in Delhi, and other parts of Hindostan, from the sugar-cane. The natives of Lahore make Vinegar from the raw-sugar, adulterated with different drugs, as alum, &c. On the adulteration of Vinegar with sulphuric acid in England, see Art. *Cuprum*.

\* **ACHILLEA MILLEFOLIUM**, v. *Millefolium*.

**ACHYRANTES ASPERA**—is cultivated in the gardens of Hindostan. The seeds are used by the natives against hydrophobia

and the pernicious consequences of the bites of serpents. To an infusion of the root is ascribed a mild astringent virtue.

*Achyrr. asp. semina* (I.) Cutaneous diseases, after a serpent's bite. Eruption in patches. Ophthalmia. Pleurodynia. Salivation.

**ACONITUM DISSECTUM.** *Don.*—is to be met with on the hills of Cashmere; but, is not in use.

**ACONITUM FEROX**—grows in the Himalayah. The root is officinal with both English physicians and the natives. The latter report, that, in its natural state, the root is white; and that when immersed in the urine of cows, it becomes black; it is lustrous when broken, as it is met with in the bazaars.

It is used in leprosy, fever, cholera, rheumatism, &c. It is supposed that the natives poison animals with it. When at Lahore, I received from the English cantonment, for analysis, a vegetable compound, which had been discovered in the artillery department, in the form of a ball, where it, probably, had been deposited for the purpose of destroying the cattle. I ascertained the presence of this root in that mass. The collected coarse pieces were white, of the like texture and pungency with this root. The pungency of this drug differs from that of capsicum, which is felt immediately on the tongue during mastication, and is of shorter continuance; whilst that of this root is not felt until after a few minutes, when it is more intense, and affects extensively both the mouth and throat.

*Aconit. feroc. albi et nigri radices* (III.)

**ACONITUM HETEROPHYLLUM**—is found in the Himalayahs. The roots are officinal, but seldom used; neither are they so poisonous as the foregoing. The Hakims administer them as tonic and aphrodisiac; also in pectoral affections, as cough, &c.

*Aconit. heteroph. radia* (II.)

\* **ACONITUM NAPELLUS**—is a well-known officinal plant of the European mountains, cultivated also in gardens; and is used by European physicians in gout, &c. The oriental Doctors are not acquainted with it. I procured some of the extract of this plant

*Aconitum heterophyllum.*

*Ajuga decumbens.*



*Alternanthera sessilis.*

o an  
r a  
nia.  
ills  
is  
ter  
ven  
us  
is  
at  
n,  
il-  
d I  
d b  
r  
t



from a druggist at Agra, which had, probably, been prepared in Europe.

*Aconit. Napell. extractum* (III.) Giddiness. Pain of the liver. Tenesmus.

\* ACORUS CALAMUS, v. *Calamus aromaticus*.

\* ADIANTUM CAPILLUS VENERIS, v. *Capillus Veneris*.

ADIANTUM SAXIFRAGA, v. *Saxifraga*.

ÆGLE MARMELOS, v. *Crataeva M.*

AERUGO, v. *Cuprum aceticum*.

AGALLOCHUM, v. *Aquilaria Agallocha*.

AGARICUS ALBUS, *Agaricus muscarius*—In our day it is but little used in Europe; the Eastern doctors continue to employ it as much as in former times. For instance—in indurations of the liver or spleen, ague, epilepsy, bilious and mucous disorders, stoppage of urine and menstrual discharge, pain from the stings of scorpions, etc. They conceive that it may be injurious to the stomach, and to the bowels, provoking colics and even apoplexy.

*Agaric. alb.* (I.) Diarrhœa.

AGARICUS CHIRURGORUM, v. *Fungus igniarius*.

AGAT (*lapis*) v. *Carniolus*.

AGATHOTES CHERAYTA, v. *Cherayta*.

\* AGRIMONIA—*composita* (Royle)—the agrimony is probably what the Hakims denominate *Ghafes*, and what some botanists of Vienna believe to be a species of *Delphinium*; consequently, I have inserted it under both names. It is procurable in the bazaars of India, and is stated to be a product of Persia, probably from the mountains of Shiras. The red-flowered is esteemed more powerful than the blue, and the inspissated juice of either of them, which is also to be had at the bazaars, is considered as one of the most effective drugs.

*Agrimon. Ghafes flores* (I.) Costiveness.

*Agrimon. Ghafes succus inspissatus* (II.)

AJOUAIN. *Ajwain* (*Levisticum*—*Ligusticum*—*Ptychotis Ajouain*) *Sison Ammi*, *Lin.*—It is cultivated all over India and extensively used, principally by the natives. The Hakims

administer it in flatulent colic, and stoppage of urine, even when it may arise from stone in the bladder.

*Ajouain* (I.) Diarrhoea. General pains.

**AJUGA DEALSINGII**—uncertain whether *Ajuga reptans fruticosa*, or *Ajuga Chamæpytis*, or another species. I received this plant from the lower range of mountains, where it is given as a remedy for the quartan ague.

*Ajug. D. herba* (I.) Boils. Gastralgia. Headache. Excessive sneezing.

**AJUGA DECUMBENS, Don.**—What I used, had been gathered in the hills of Cashmere. This plant, from its manifold virtues, is called in Cashmere *djan i adam*, i. e., the life of man. There are two sorts, distinguished as *narr* (masculine) and *mada* (feminine); the former, which has red stalks and blue flowers, is considered stronger than the latter, which bears white flowers.

*Ajug. dec. herba Cashmereana* (I.) Gripes.

*Herpes labialis*. Inflammation of the gums.

ALCALI CAUSTICUM, v. *Causticum*.

ALCALI MINERALE & VEGETABILE, v. *Kali m. & v.*

ALCALI VOLATILE, v. *Ammonia*.

\* **ALCANNA (ALKANNA) VERA ORIENTALIS**, v. *Lawsonia inermis*.

**ALCANNA VULGARIS**—is the well-known root of *Anchusa tinctoria*, L. In former times it was used internally, as an astringent; but, now, in India as in Europe, it is employed merely as a coloring substance to syrups, pomades, &c.

*Alcann. v. radix* (I.) Expectoration of blood. Psoriasis tropicus. Ulcers of the mouth, nose, and ears.

**ALEXIPHARMACUM, RADIX. PUNDET'S**—is a root from the hills, which the astrologer to the late Court of Lahore (P. R.) presented to me as an antidote to animal poisons; some of its effects, which I discovered while testing it, I have stated in the former part of this work.

*Alexipharm. radix* (I.)

ALHAGI, v. *Hedysarum Alhagi*.



\* **ALISMA PLANTAGO**, v. *Plantago*.

**ALKEKENGİ**, v. *Physalis Alkekengi*.

\* **ALLIUM CEPA**, v. *Cepa*.

\* **ALLIUM SATIVUM**—is cultivated everywhere, and is more used in the kitchen than in the apothecary's shop; nevertheless, garlic, like every other culinary vegetable, has its own medicinal properties. It promotes urine, aids expectoration, etc.

*Allium sat.* (I.)

**ALOE**—is the well-known inspissated juice, from various species of aloes. In India, as in Europe, Aloes is much in use, and is the principal ingredient in the manifold sorts of purging-pills.

*Aloes socotrina* (II.) Tenesmus.

**ALOEXYLON AGALLOCHUM**, *Aquillaria Agallocha*—this fragrant aloe or eagle-wood was formerly used in Europe against gout, rheumatism, giddiness, vomiting, cholera, diarrhoea, palsy, etc. The Hakims administer it profusely in their *majoons* (electuaries) in combination with spices, ambergris, pearls, and precious stones.

*Aloëxylon* (I.)

**ALPINIA GALANGA**, v. *Galanga*.

**ALSINE MEDIA**—the root is recommended as a Hydragogum.

**ALTERNANTERA SESSILIS**—is a plant of the Punjab.

*Altern. sess. herba* (I.) Carious toothache.

*Altern. sess. radix* (I.) Headache.

**ALTHEA ROSEA**—is cultivated both in India and Cashmere.

*Althææ flores, folia, radix & semina* (I.)

*Flores.* Thirst.

*Folia.* Syphilitic Gonorrhœa. Anomalous symptoms, after Gonorrhœa. Thirst.

*Semina.* Pain in the knee.

**ALUMEN CRUDUM**, *Supersulphas Kali et Argillæ, Aluminis sulphas*—is as extensively used in Asia as in Europe. In the bazaar at Lahore there are two qualities; the Hakims prefer the white for medicines, but I used the red (Roche Alum), which is principally employed in dying. v. *Tannat. Alum. & Crocus*.

*Alum. crud.* (I.)

**AMARANTUS CRUENTUS**—is one of the dozen Amaranths described in the Bengal Dispensatory. Some of them are used for culinary purposes, some for medicines.

*Amarant. cruent. semina* (I.)

**AMARANTUS Jountcha seeds**—are met with in the bazaar of Lahore, being used by the natives.

*Amarant. Jountcha semina* (I.) Spinal pain.

**AMARANTUS Soliara seeds**—are similar to the former, and used by the natives.

*Amarant. Soliara semina* (I.)

**AMBRA GRISEA**—was formerly used in medicine as a stimulant and aphrodisiac, but its use is now restricted in Europe to that of a perfume; in Asia it still constitutes a principal ingredient in electuaries.

*Ambra gris.* (II.) Diarrhoea with swellings. Giddiness.

Mania. Pains in the calves of the legs.

**AMMANIA VESICATORIA**—an annual plant, growing in India, employed by the natives to raise blisters in rheumatism; but, as the pain produced is said to be agonizing until the blister rises, this mode of blistering is not recommended.—(v. B. Disp.) The plant which I administered at Lahore, I received from the hills. It is reported to drive ants away.

*Ammon. vesic.* (II.) Boils.

**AMMONIACUM (Dorema)**—is a well-known gum, used externally and internally. The Hakims administer it in epilepsy, stoppage of urine and menstruation, as also in hard tumors. It is said to be injurious to the stomach and liver, and provokes abortion.

*Ammon. gummi* (II.) Dyspepsia with acidity of the stomach. Dysury. Inflammation of the ear, with or without discharge from the ears.

**AMMONIÆ ACETATUM. Spiritus Mindereri.** (I.)

**AMMONIUM CARBONICUM** with hot milk is recommended, as an injection in *Amenorrhoea*. (II.)

**AMMONIUM CAUSTICUM LIQUIDUM** (III.)

These three are not used by the Hakims of Lahore.

AMMONIUM MURIATICUM, *sal ammoniacum*—is extensively used both in Asia and in Europe, in arts and trades, as well as in medicines.

*Ammon. mur. (I.)*

AMMONII SUCCINATI, *liquor ammonii succinici, eau de luce*, or *succinate of ammonia*—is a compound of ammonia, soap, spirit, and essence of amber, used by Europeans for headaches, faintings, bites of vipers, etc.

AMOMUM CARDAMOMUM, v. *Cardamomum*.

AMOMUM ZEDOARIA, v. *Curcuma Zedoaria*.

AMOMUM ZINGIBER, v. *Zingiber*.

AMYDUM, v. *Amylum*.

AMYGDALA AMARA—is a well-known article. The Hakims use bitter almonds against the effects of intoxication from spirituous liquors, in obstructions, agues, pain from decayed teeth, calculous affections, etc. They say, bitter almonds are poisonous to wild beasts; and an almond tree twig kept in a room, is said to dispel flies.

*Amygd. am. (I.)*

AMYGDALA DULCIS—the oil is much esteemed among the people of the East, who make an essential distinction between the two oils extracted from the bitter and sweet almonds, notwithstanding both of them yield an oil that is sweet.

*Amygd. dulc. (I.)*

AMYGDALUS PERSICA, v. *Persica*.

MYLUM, *Amydum, Fæculæ amylacea*—the Starch used in preparing the lozenges mentioned in this work, is made from wheat. Whatever quantity is necessary must be made thin with water, and stirred, with a silver-spoon, over a slow fire, until it becomes a pulp. It must, invariably, be fresh made, as often as it may be required. Starch applications have been lately recommended in various cutaneous diseases.

MYLUM MARANTÆ, v. *Marantæ fæculæ*.

ANACARDIUM OCCIDENTALE—is cultivated in both the Indies, seldom used by Europeans, never by the Hakims; consequently, I could not procure the fruit at Lahore, but was under the

necessity of sending for it to Calcutta. The fruit is about an inch in length, and kidney-shaped, containing a black juice.

*Anac. occ.* (II.) Enlargement of the spleen. Gravel.

ANACARDIUM ORIENTALE, *Semecarpus Anacardium* — is now officinal in the East only, though formerly used in Europe also. It is kept in all bazaars. The Hakims administer it for weakness (shortness) of memory, epilepsy, catalepsy, etc. They are of opinion that it is injurious to the liver, inflames the blood, and can produce melancholy, insanity, frenzy, etc. The black corrosive juice of the nut, they apply in ringworm, rheumatic pains, dislocations, etc. It is used for marking woollen cloths; for this purpose it is mixed with lime-water, partly to heighten the color, and partly to prevent the marks running. For the information of English physicians, it may not be superfluous to notice a trick which the natives sometimes play, by making themselves unfit for labor, through temporary indisposition of body, brought about by the use of this drug: for instance—In the jail, at Lahore, I discovered that some of the prisoners had rubbed the juice of this nut on their eyes; others had rubbed it on their bodies; the former were *apparently* suffering from incurable ophthalmia, the latter from a kind of ringworm; by this means they contrived to remain on the sick-list, eating and drinking without being necessitated to work.

*Anac. or.* (II.) Diarrhœa. Diseases of the mucous membrane. Intoxication. Pain in the head of the thigh, extending to the groin. Pneumonia and Peripneumonia. Soreness of the mouth.

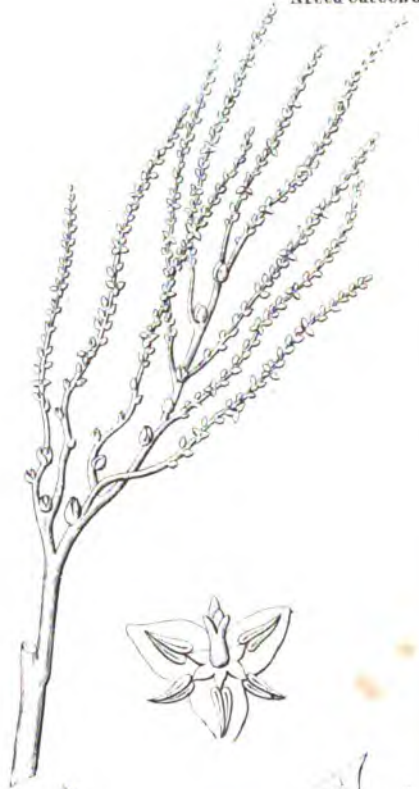
ANACYCLUS PYRETHRUM, v. *Pyrethrum*.

\* ANAGALLIS PHŒNICEO FLORE. *A. arvensis*, *Lin.*—is a most common species in Europe. *A. cœrulea* (blue-flowered) grows in Cashmere as in Europe, during the summer; during the winter in the Punjab. *Anagallis arvensis* (das rothe Gauchheil, Germ.) is said to possess noxious (?) properties. At the present time, pimpernel is not in use either in Europe or Asia; yet, it was once in vogue as a remedy against a variety of disorders: for instance—epilepsy, mania, melancholy, hysteria, delirium

Anemone  
narcissiflora



Areca Catechu



Anemone Mexicana .



with fever, weakness of vision, enlargement of the liver and spleen, bloody-fluxes, emaciation, dropsy, gout, stone in the bladder, the plague, bites of serpents and enraged animals, ulcers, etc.

What a pity that such a remedy should have been suffered to pass into oblivion !

*Anagal. cær.* (I.) Epistaxis. Headache with fever.  
Pain of the spine and hip-joint.

\* ANCHUSA OFFICINALIS, v. *Buglossa*.

\* ANCHUSA TINCTORIA, v. *Alcanna*.

ANDROPOGON IWARANCHUSA—this grass yields, by distillation, a volatile oil, well-known to both the natives and English physicians in India; and, by the wealthy, is used, principally, in chronic rheumatism. As it increases the flow of urine and promotes sweat, it ought to be tried in cases of cholera, internally as well as externally.

ANEMONE CORONARIA, L.—is (according to Dr. R. Seligman's "Liber Fundamentum Pharmacologiæ," etc.) *Schaka-jik* of the Arabs; and is used for dying hair. I am of opinion that *Schakaik* is the Pœonia offic., v. Med. vocab. in this volume.

ANEMONE NARCISSIFLOBA—grows in the mountains of Cashmere, as in Europe; but, neither in Europe, India nor Cashmere is it used.

\* ANEMONE PULSATILLA, v. *Pulsatilla*.

\* ANETHUM FÆNICULUM, v. *Fœniculum*.

\* ANETHUM GRAVEOLENS—is cultivated in India, Africa, and Europe. The Hakims administer the dill seeds in flatulency, and believe that they stimulate the secretion of milk.

*Anethi. grav. semina.* (I.)

ANETHUM SOWA, v. *Sowa*.

\* ANGELICA—has not been discovered in the Indian mountains, and is unknown to the inhabitants. In Europe, principally in France, Angelica pills are used and recommended in mucons and bilious complaints, as also in habitual costiveness, flatulency,

congestions, etc. The seeds I used at Lahore, were procured from a druggist at Agra.

*Angelic. semina* (I.) Pain in the bowels. Spermatorrhœa.

ANGUINEUM—(*Serpentis virus præparatum*) i. e., the prepared serpent-poison. On one occasion, I prepared it from the virus of the *Aspis Naja*; another time I procured it from that of *Aspidoclonion*, a sketch of which may be seen on Plate 31 of this volume; from whichever obtained, there appeared to me but little difference in the effects produced. I prepared it as follows—the man who brought the serpents to me, having wrapped his hand in a cloth, took them by the back of the neck, and, with a small stick, forced open the mouth, when by means of a pair of forceps, I held a small lump of sugar under the tooth, above which is the bladder containing the poison, and, on his pressing the bladder with the stick, a drop of limpid fluid fell through the tubular tooth on to the sugar, which I instantly deposited in a porcelain mortar, moistening it with a few drops of spirit, and commenced trituration; I then put the powder into a small phial containing one drachm of proof-spirit, shaking them together—when it was fit for use. I kept it in a box, secluded from light; and before administering it, shook it well up; one drop constituted a dose.

*Anguin.* (III.) Rumbling in the bowels.

ANGUSTURA—this bark is not in use among the natives of Lahore; what I administered, came from Calcutta.

*Angust. cortex* (I.) Pain of the knee.

ANISUM STELLATUM, *Illicium anisatum*—from China, is well known in Asia and Europe, and is readily procured. The Hakims use star-anise principally as a stomachicum and in cases of flatulency, as a carminative.

*Anis. stell.* (I.)

\* ANTHEMIS NOBILIS, v. *Chamomilla*.

ANTHEMIS PYRETHRUM, v. *Pyrethrum*.

ANTHACOKALI—is a medicine of late date; prepared from



coals and caustic ley. The chief effects of this remedy, are said to be itching, sweating, purging, increased secretion of urine, etc. I never tested it, but, conceive that in small doses it is likely to be productive of benefit.

**ANTIMONIUM**—there are two different kinds of antimony in the trade, at Lahore; a black and a red one. The former is indigenous and of various kinds; the latter is imported from Persia, and is called *Soorma Hispahanee*, or, *Hamadanee*.

**ANTIMONIUM SULPHURETUM NIGRUM**—is kept in the bazaars at Lahore, in the lump as well as powdered. It is used by the Mahomedans, chiefly, as a local application to the eyes. Rich and poor, old and young, male and female, make daily use of it; either for preservation's sake, as a preventative against ophthalmia (having a cooling effect, as they pretend) or, for the blackening of the eyelashes, for beauty's sake. The application of the finely triturated antimony is by means of a small metallic bar (the wealthier using bars of silver or gold, the poorer bars of zinc or lead), which they dip into the powder and roll between the eyelids. It is highly recommended to those who are subject to periodical ophthalmia. Other dry *collyria* (eye-powders) they apply in a similar manner.

In the bazaars at Lahore, they frequently give Galena (sulphuret of lead) instead of Antimony, which answers the same purpose for blackening the eyelashes.

*Antim sulph. nigr.* (II.) Colic. Boils.

**ANTIMONIUM SULPHURETUM RUBRUM.** (II.)

**ANTIMONIUM TARTARICUM, Tartarus emeticus**—is known to the Indians through its introduction by Europeans. The Eastern people are ignorant of the good effects of vomiting; and as they are unacquainted with good vomitives (as emetic tartar, ipecacuanha, etc.) they use them but seldom, even in cases of poisonings, when they use mustard in preference. The Hakims of Lahore know ipecacuanha from books only.

*Antim. tart.* (III.) Expectoration of blood. Fever with headache, thirst, &c. Pain (rheumatic or gouty) in the side of the chest, spine, and joints.

\* **APIUM GRAVEOLENS**—is cultivated in India. The Hakims use the seeds of this plant for the removal of fetid breath, flatulency, stoppage of urine or of the menstrual discharge. They think it injurious in cases of epilepsy.

*Apii grav. semina* (I.)

**AQUA FORTIS**, v. *Nitricum, acidum*.

**AQUA PHAGEDENICA**—is a combination of corrosive sublimate and lime-water; known as yellow-wash.

**AQUILARIA AGALLOCHA**, v. *Aloëcylon*.

**AQUILEGIA MOORENSTENIANA**—grows in the Cashmirean mountains, but is not officinal, nor have I experimented with this plant.

**ARABICUM, GUMMI**—as found in the trade at Lahore, is a mixed gum of *Acacia Arabica*, *Feronia*, *Mango*, *Melia*, etc.

*Arabic. gummi* (I.)

**ARANEA DIADEMA**—I have never seen at Lahore; and as I had only a preparation from Europe, which was not fresh, I relied not on its efficacy, and, therefore, discontinued using this valuable medicine.

*Aran. diad.* (III.)

**ARANEUM**—I tried in place of the preceding, and discovered its great virtues. It is prepared by cutting, with the scissors, a clean spider's-web, which is then triturated with sugar, moistened with spirit, etc.

*Aran.* (I.) **Diarrhoea**. Giddiness, with obscuration of vision.

\* **ARBUTUS (ARCTOSTAPHYLOS) UVA URSI**, v. *Uva ursi*.

**ARCHTOPODIS ECHINATI I. RADIX**—newly introduced from the Cape, is recommended as a substitute for Sarsaparilla, and used in venereal, leprous, and other cutaneous diseases.

**ARECA CATECHU**—is cultivated in Bengal. The nuts of this tree are somewhat like the nutmeg; they have not any odor, are very hard, and possess an astringent flavor, containing a great deal of tannin and gallic acids. It is an article of importance in India. There are two kinds, one of a light, the other of a dark color; the former is in its natural state, and is used by

the natives, as a masticatory, for cleaning and strengthening the teeth and the gums, and also as a stomachic. The latter is a prepared drug, used only in medicines. (*v. Piper Betle*)

*Arec. Cat. nux a. & n.* (I.)

**ARGEMONE MEXICANA.** *Papaver spinosum*—this yellow thistle grows abundantly in Bengal. I planted the seeds, which I procured from Calcutta, at Lahore, and found that the plant withered during the hot season, and again flourished in winter. Throughout the plant a yellow juice is contained, which flows when any part is cut or broken; this juice, as also the root of the plant, may have their peculiar properties; the former is a substitute for ipecacuanha (Ainslie's Mat. Med.) My experiments were confined to the seeds only.

*Argem. Mex. semina* (I.) Sensation of roughness of the teeth, and bleeding from the gums.

**ARGENTUM FULMINANS**—I prepared by pouring proof-spirit upon a boiling solution of silver in nitric acid, allowing the mixture to deposit its fulminating crystals while cooling. I kept them in paper, inclosed in a box. The care to be taken in the preparation of such articles, has already been noticed, in the Introduction to the Medium System, page viii.

*Argent. fulm.* (III.) Blackish hue of the skin. Inflammation of the mouth, tongue, fauces, and throat. Pre-disposition to early death in childhood.

**ARGENTUM METALICUM**—is much used by the Hakims, in the form of silver-leaf, for coating pills, covering electuaries, etc.

*Argent. met.* (I.)

**ARGENTUM NITRICUM FUSUM, Argentri nitras. Lapis infernalis**—is administered internally by European physicians only, excepting those natives who have been instructed by Europeans. It is used in angina, cardialgia, epilepsy, chlorosis, chorea, phthisis, &c. As an ointment in erysipelas and inflammation of the skin; as lotion in itching of the genitals, psoriasis diffusa, &c.

*Argent. nitr. fus.* (III.) Blackish hue of the skin. Inflammation of the mouth, &c.

**ARGENTUM VIVUM, v. Mercurius vivus.**

**ARGILLA**—of different sorts are found in the Punjab; some imported from Mooltan, etc. others indigenous. Some of them are sold, in a prepared state, in the bazaars, to satisfy the longings of females in pregnancy, etc. Clays, as well as curdled milk, (like eggs, by Mahomedans) are used for cleaning the hair.

**ARISEMA (ARHIZOMA) GRACILE**—has a tubercular root, varying in size from a pigeon's to an ostrich's egg; the flavor is exceedingly acrid, and so corrosive, that, on putting a small piece of the fresh root on the tongue, an immediate burning sensation, accompanied with an inflammatory swelling, is the consequence; this, however, is of short duration. The plant is abundant in the Himalayas; I saw it on my route from the Punjab to Cashmere (by way of Peember) from the bottom of the hills to the top of the Peer-Punjal, but not on the other (north) side. The roots are considered to be an excellent remedy against every description of animal poison; and are also useful in asthmas, ulcers, indurations, etc. I never tested their properties.

**ARISTOLOCHIA LONGA**—this cylindrical root is used by the Hakims in affections of the gums, diseases of the womb, in ulcers, etc.: they conceive it to be injurious to the head. It is a product of Cashmere, found in the market of Lahore.

\* *Aristol. long.* (I.) Spinal pain.

**ARISTOLOCHIA ROTUNDA**—is likewise a product of Cashmere, and thought to be more powerful than the long species. It is used by the natives in the treatment of itch, leprosy, etc. in drying up ulcers, destroying lice and intestinal worms; also for promoting the renal and menstrual secretions; and is reputed as being an antidote to poisons.

*Aristol. rot.* (I.)

**ARMENIACUM MALUM**—the dried apricots are brought from Cabul to Lahore, and are used by the Hakims in skin-diseases, flatulency, and putrid fevers.

\* **ARMORACIA (COCHLEARIA) *Raphanus rusticanus***—the horse-radish was introduced into Lahore by the English, who are of opinion that the root of the *Moringa (Hyperanthera) Suhunjuna* is a good substitute for it.

*Armorac.* (I.) Carious toothache. Hæmaturia.

**ÆNICA MONTANA**—is unknown to the Hakims, being a product of Europe only. European physicians are acquainted with it, as a remedy for flatulency, rheumatism, amaurosis, fevers, dysentery, debility of the womb, contusions, etc.

*Arnic. mont. tinctura* (I.) Giddiness. Nasal ulcers.

**ARSENICUM ALBUM**, *Acidum arsenicum*—is to be found all over the globe, and is generally admitted as a useful remedy; but, when abused, it is one of the most formidable poisons. In former times, and probably at the present day, any one could purchase arsenic at Lahore, from the druggists, on simply stating that he was in the habit of eating it, or, that he wanted it for the destruction of rats. Cases of persons being poisoned at Lahore, are less frequent with arsenic than with opium.

*Arsen. alb.* (III.) Enlargement of the spleen with fever. Expectoration of blood. Obscuration of vision with headache. Soreness of the mouth, after fever. Uterine hæmorrhage. (v. *Dulcamara* & *Thuja*.)

*Arsen. potassæ* (III.) Eruptions. Pains (arthritic, rheumatic, syphilitic).

*Arsen. pot. nitratum* (III.)

*Arsen. sodæ* (III.) Thirst. (Alternately *China* cort.)  
**Anasarca.**

**ARSENICUM SULPHURATUM FLAVUM ET RUBRUM**, v. *Auripigmentum*.

\***ARTEMISIA ABSINTHIUM**, v. *Absinthium*.

**ARTEMISIA AUSTRIACA**—is brought from Cabul to Lahore, notwithstanding it grows in the lower parts of Hindostan as well as in Cashmere.

*Artem. Austr. herba* (I.)

**ARTEMISIA CONTRA**, v. *Santonica*.

**ARTEMISIA INDICA**, v. *Absinthium*.

**ARTEMISIA LEPTOPHYLLA**, grows in Cashmere, and is officinal.

\***ARTEMISIA VULGARIS** (*affinis species*)—grows in Cashmere; both plant and root are used by the Hakims.

*Artem. vulg. radix* (I.) Pains; gouty, rheumatic, syphilitic.

**ARUM CAMPANULATUM** — grows on the hills, and is brought to the vegetable market at Lahore, during the cold season. This tubercular root is occasionally as large as a man's head, and knobby. For culinary purposes it is prepared variously, and is also converted into a pickle. In its crude state, this root possesses an acidity, to which the many medical properties it possesses are attributable.

*Arum. camp.* (II.) Boils. Cholera-morbus. Fever with or without eruptions. Flatulency. Ophthalmia. Pain in the umbilical region. Scalding urine. Vomiting.

**ARUM COLOCASIA.** *Colocasia esculenta*—this tubercular root is cultivated in India as well as in America, Egypt, and Greece. When boiled, it constitutes as staple an article of food in India, as Potatoes in Ireland. *Arum triphyllum.* Pectoral phthisis. R.

*Ari Colocas. radix* (I.) Catarrh. Colic.

**ARUM GRACILE**, v. *Arisæma*.

**ASA DULCIS**, v. *Bensoes*.

**ASA FÆTIDA**, or **ASSAFÆTIDA** (*Ferula*)—is cultivated in Afghanistan, Beloochistan, Persia, and Thibet; and as all these are hilly and cold countries, this important plant, probably, would grow in Europe also. Besides the well-known gum-resin, which is a drug of importance in trade, the root of this plant, having a similar odor with the gum, is used, medically, in Cashmere, Thibet, etc., and is said, when prepared with vinegar, to be one of the best stomachics. The Hakims consider the gum also as a stomachic, and use it to disperse indurations, to carry off urine, and to promote menstruation.

*Asae fæt. gummi* (II.) Diarrhœa.

**ASARUM**—of India (according to Dr. Royle, is a species of *viola*?) grows in the Cashmereal mountains, whence it is exported to India. It is a fact, well-known to European physicians, that the volatile acidity of the asarabacca roots (*rhizoma*) diminishes with age, and finally disappears. Therefore, in the fresh state, it acts merely on the stomach and cutaneous system, producing vomiting and perspiration; but, when old, it operates simply

on the lower organs (namely, on the intestines, bladder, and penis) producing urinal discharges, intestinal evacuations, and aphrodisiasm. It may be, that owing to this peculiarity, the root which I had from Europe, produced effects differing from those purchased at Lahore; the former being old, the latter fresh. The Hakims, as did European physicians formerly, employ the leaves as well as the root; the leaves are used for snuff, to excite sneezing; the root, however, they do not administer as an emetic, but to strengthen the brain and remove obstructions; they pretend it is injurious to the bladder.

*Asari Cashm. radix* (I.) Diarrhœa. Nasal obstruction.

\**Asari Europ. radix* (I.) Impotency with or without spermatorrhœa.

ASCLEPIAS GIGANTEA, v. *Calotropis gigantea*.

ASCLEPIAS VINCETOXICUM, v. *Vincetoxicum* & *Cynanchum*.

ASCLEPIAS VOLUBILIS, *Hoya viridiflora*.

ASELLI JECINORIS (JECORIS) OLEUM, *Morrhucæ oleum*—what I used, I had from Bombay. Cod-liver oil has been lately recommended in pectoral diseases, catarrh, scrofula, nursing sore-mouth, as also in *Ichthyosis* and *Phthisis*.

*Aselli jecin. ol.* (I.)

ASPARAGUS ASCENDENS—is a product of Hindostan, used only by the natives, who, call it *Setaver*, or, *Sittavair*? The stalks I procured at the bazaar at Lahore, were as long as a finger, and as thick as a quill, rather spiral and longitudinally indented, of a horny yellow semi-transparent appearance, of a mucilaginous, sweet, and astringent taste. It is worthy of remark, that the Tamool name of the *Pavonia Zeylandica*, *Sittamootie* or *Sittavayr*, borders very closely on *Sittavair* or *Setaver*.

*Asparag. asc.* (I.) Cough. Epistaxis. Fever. Pains (wandering) of the chest, sides, joints, and knees. Soreness of the mouth.

ASPARAGUS HALI OON—it is said, that the seeds so called, are from the common *Asparagus* which is cultivated in the North West of Hindostan. The Hakims use them in debility of the stomach, in liver, spleen, and renal disorders; they also attribute to them

diuretic and aphrodisiac properties. They believe that the cultivated is more effective than the wild plant.

*Asparag. Halioon semina* (L.) Vomiting.

ASPARAGUS SARMENTOSUS—is a product of East India, used by the native doctors only.

*Asparag. sarm.* (L.)

ASPHALTUM PERSICUM. *Mumiai Persica*—is a certain specific in fractured bones, deserving the name of *Osteocolla*. It is a solid, hard, heavy, black, glistening mass, without any particular odor. Only the genuine possesses the peculiar properties, and is but seldom to be met with even in Persia itself, the place of its origin; for the King of Persia is reported to collect the whole product, yearly, and to inclose it in small silver boxes, which are distributed as presents to his family, friends, etc. In all Eastern bazaars may be found, under the name of *Persian Mumiai*, a compound resembling the genuine in appearance. Professor R. Seligmann, of Vienna, published a Pamphlet, as a Supplement to the *Oriental Materia Medica*, containing extracts from three rare Persian manuscripts, giving information respecting this point, which information coincides with what I heard in Persia. For the gratification of the reader, I here present an extract from Dr. Seligmann's pamphlet—*Mum* in Persian signifies *wax*. *Jai* or *Ajin* is the name of the village in the vicinity of which the Spring of water containing *Mumiai* or *Mumiajin* is found. The *Mumiai* was discovered in the time of *Feridun*, and in the following manner. On one of King *Feridun*'s hunting parties, one of his attendants shot a Gazelle with an arrow, but it escaped in the darkness of the night, passing into a cavity of the rock, where it drank from that Spring and was healed; but, before it was perfectly healed or had left that place, it was accidentally discovered by some of the villagers, secured, and brought to King *Feridun*, to whom they communicated the particulars. *Feridun* demanded of his doctors the cause of the cure and ordered an investigation into the matter. They broke a foot of the animal, put a bandage on, and gave it of that same water to



drink ; when a cure was speedily effected. By the King's order, the place of the Spring was so enclosed, as to allow the water to run out, while the floating Mumiai is retained on the surface. It is reported that about one hundred drachms annually are collected and delivered to the king's order. Perhaps, research among the various kinds of asphalt in Europe, might lead to equally wonderful discoveries. See Vol. I. p. 38.

Besides the two cases given in Vol. I. pp. 66, 133, wherein I used this article in an unprepared state, I also tried it in conformity with my own System, and have noticed in the foregoing medical part, under different diseases, the effects produced by it.

*Asphalt. Pers. Mum.* (I.) Fractures. Wounds.

ASPHALTUM SELAJIT. *Asphaltum Punjabinum*—is an officinal article at Lahore, brought from the hills. The Hakims and Hindoo doctors use it, instead of the Persian Mumiai, in cases occurring from exterior violence.

*Asphalt. Punj.* (I.)

ASPIS NAJA. *Naja tripudians*—is a Serpent common at Lahore, and noticed in Vol. I. p. 138, and in this volume under *Anguineum*.

ASPLENIUM RADIATUM—this plant was brought to me from the hills, where it was said to be officinal.

*Asplen. radiat. folia* (I.) Thoracic pain.

A S T E T A T—*is a root from the hills, reported to be officinal.*

*Astetat* (I.)

ASTRAGALUS (versione Tragacanthoides) D R A B—*is officinal in Cashmere, where it grows in the mountains.*

ASTRAGALUS TRAGACANTHA, v. *Tragacanthum*.

ATERNEE—*is a root from the hills, where it is officinal.*

*Aternee* (I.) Abscess.

A T I S, v. *Patis*.

ATROPA BELLADONNA, v. *Belladonna*.

ATROPA MANDRAGORA, v. *Mandragora*.

ATROPINA, v. *Belladonna*.

AURANTIUM AMARUM, POMUM—*bitter, sweet, and other oranges grow plentifully during the cold season at Lahore, and*

the peel is there used by the Hakims, as it is by physicians in Europe.

*Aurant. cortex & tinctura* (I.)

*Aurant. dulcium flavedo. i. e.* the thin yellow peel (outer rind) of the sweet oranges. (I.)

Sweet Oranges are said to 'be an excellent remedy against Influenza.

AURIPIGMENTUM CITRINUM. *Arsenicum sulphuratum flavum, &c.*

AURIPIGMENTUM RUBRUM. *Arsenicum sulphuratum rubrum, Realgar*—are to be met with in all the Eastern bazaars, being used by artists as well as doctors.

*Auripigment. citr. & rubr.* (III.) The latter: Nasal bleedings. Scabs.

AURUM—the Eastern doctors use gold, both in leaf (for covering pills, electuaries, etc.) and in a fine powdered state, mixed with spices and precious stones; but, never in solution.

*Aurum metallicum* (I.)

*Aurum nitrico-muriat.* (III.) Salivation.

*Aurum nitrico-salammoniac.* (III.)

\*AVELLANA, NUX. *Corylus Avellana*—the Hazel-nuts grow in the Himalayas, whence they are brought to Lahore, but, are little used by the Hakims.

AZADIRACHTA MELIA, v. *Melia Azadirachta.*

AZADIRACHTA SEMPERVIRENS, v. *Melia sempervirens.*

AZURUM, v. *Smalta.*

BACCÆ ALKEKENGİ, v. *Physalis Alkekengi.*

BACCÆ ZELEMICÆ, v. *Zelemicæ baccæ*

BALANOPHORA GIGANTEA, v. *Delphinium pauciflorum.*

BALAUSTA vel BALANISTUM, v. *Granatum, Punica.*

BALSAMODENDRON, FRUCTUS, v. *Carpobalsamum.*

BALSAMODENDRON, GUMMI, v. *Myrrha.*

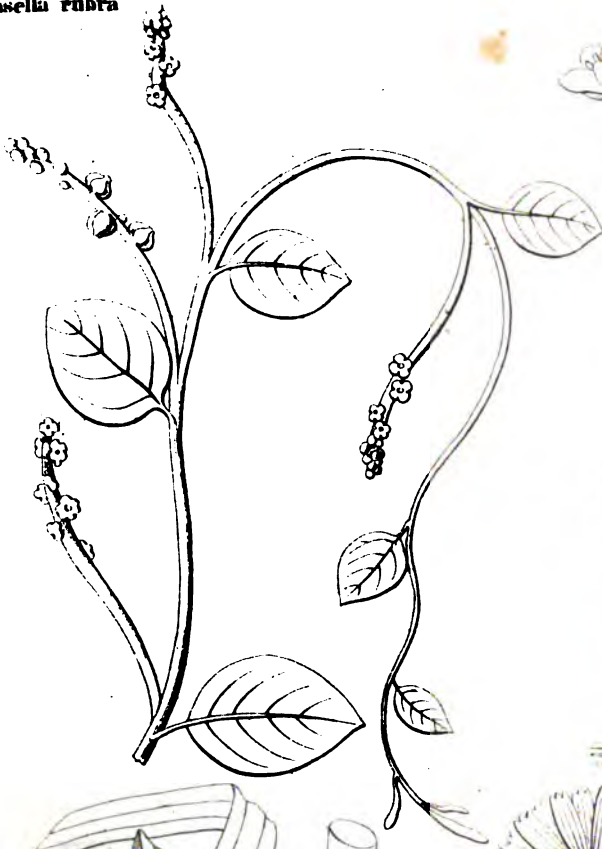
BALSAMUM COPAIBÆ, v. *Copaiba.*

BALSAMUM DE MECCA, v. *Meccani balsamum.*

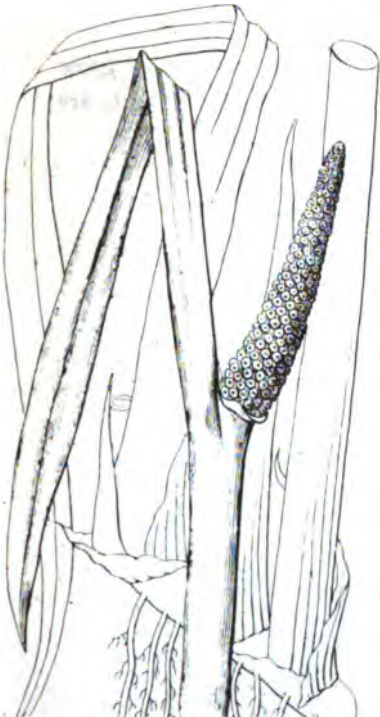
BAMBUSA ARUNDINACEA, v. *Tabashir.*

BAROSMA CRENULATA, v. *Diosma crenulata.*

*Basella rubra*



*Butomus umbellatus*



*Calamus aromaticus* (Acorus Calamus)



**BARRINGTONIA ACTUANGULA**—a tree growing in the north-west provinces of Hindostan, principally about Saharunpore. The seeds are officinal and used by the Indian doctors.

*Barringt. Acutang. sem.* (I.)

**BARYTA. Terra ponderosa**—Protoxide of barium is unknown to the Eastern doctors. That which I used, was from Europe; as also,

*Baryta acetica* (II.) Abscess of the gums.

*Baryta nitrata* (II.) Dimness of sight.

**BASELLA RUBRA**—is cultivated in the gardens of India; and, as I was informed, is used in the lower provinces, as a vegetable. It is also reported to grow among the hills.

*Basell. rubr. folia* (I.) Costiveness. Difficulty of hearing, with tingling in the ears. Syphilitic ulceration in the fauces.

**BASILLICUM, v. Ocimum Basillicum.**

**BASSIA LATIFOLIA**—is the name of a mountain tree, the petals of which have a sweet odor, and contain a saccharine substance, from which the natives distil a very intoxicating spirit. The nuts of this tree contain a great deal of oil, which is used as butter; and in the manufacture of candles, soap, &c.

*Bassia latifol. fructus* (I.) Pains of the humerus.

**BATATAS CONVULVULUS, v. Convolvulus Batatas.**

**BATIS (SPINOSA?)**—*Butees* is sold in the Lahore Bazaar, called *Atees* also; both of them seem to be *Aconitum heterophyllum*. They are used by the Hakims in cases of Cough.

**BAUHINIA VAHLII**—is a tree which grows in the north-west provinces of India, near the mountains. The kernels of the large and broad pods have a sweet astringent flavor, and are eaten, like almonds, by the natives. When the husks are fresh, the natives roast them, to get at the kernels; when old, they open of themselves: it is said the kernels possess tonic and aphrodisiac properties.

**BAUHINIA VARIEGATA** buds are sold fresh in the bazaar at Lahore, as a vegetable, which, when prepared with animal food, constitutes an excellent dish.

**BDELLIUM**—is the well-known gum-resin of *Commiphora Madagascarensis*, used in Europe as in Asia.

*Bdellium* (II.) Restlessness with cough. Thoracic pain.

**BEBERINE**—is a vegetable salt used by Europeans only. I received, from an English physician at Lahore, some of the reddish crystals of this recently discovered medicine, for trial; it was given to me as a substitute for quinine in agues; I, however, in using it in small doses, according to my system, discovered different properties in it.

*Beberine* (II.) Diarrhœa. Obscurity of vision. Worm-fever.

\***BECCABUNGA**, v. *Veronica Beccabunga*.

**BEDELBISH**—is unknown at Lahore. I received a sample of this root from the hills. It resembles, and probably is no other than, *Aconitum heterophyllum*.

*Bedelbish* (II.) Diarrhœa, with or without colic. Spermatorrhœa.

**BEHEN (BEEN) ALBUM ET RUBRUM**—are imported into India from Arabia (probably from Syria) and much used by the Hakims. European physicians are well acquainted with both of them, from books, but have long since given up using them. The red ones were formerly used by Europeans as astringents, in diarrhœa and hæmorrhage. The white roots were used as an astringent aromatic. The Hakims, however, attribute to both of them, cordial effects, the power of removing tremors and of increasing the spermatic secretion, consequently, acting aphrodisiacally. The roots are not of different colors merely, but of different plants, and, therefore, it seems rational to suppose they possess different properties; but, experience has taught me that these are somewhat similar: for instance, both of them proved very efficacious in removing itching. The white root must not be confounded with the French *béhen blanc*, the *Silene inflata* of modern British Botanists.

*Behen alb. & Beh. rubr.* (I.) Prurigo.

**BELENIA PEACALSA**, v. *Hyosciamus peacalsus*.

**BELEMNITES**—are officinal in Arabic medicine. The sample

of this stone which I got at the bazaar of Lahore was as long and as thick as a finger, and of a reddish color. When analysed, it proved no other than carbonate of lime.

*Belemnites* (I.)

\* **BELLADONNA** (*Atropa*)—I procured plant and extract from Calcutta. I used the extract to effect the dilatation of the pupil, in the operation of cataract; as also, in form of an ointment, in fissures of the anus; as powder, in traumatic tetanus. *Atropina*, epilepsy, chorea, neuralgia, ague. *Sulphat. Atrop.* application, recommended in protrusion of the iris. See Tabacum.

*Belladonnæ extr.* (III.) Paralysis. Rheumatic toothache.

*Belladonnæ herba* (II.)

**BENZÖE, RESINA, Benzoinum. Styrae Benzoin. Asa dulcis**—is officinal in India as well as in Europe. The acid Benzoic, or

*Benzoës, flores (acidum benzoicum) vel tinctura* (II.)

**BERBERIS LYCIUM**—grows in the Himalaya. Its yellow wood, as also the condensed juice (known under the name *Res* or *Resouf*) is much used by the natives, but principally the latter, which is esteemed as an invaluable remedy in ophthalmy, and in inflammatory swellings, piles, etc.

*Berber. Lyc. (lignum)* (I.) Pains.

*Berber. Lyc. (succus inspissatus) Res* (II.) Fever with eruption.

**BERBERIS CHITRA (FRUCTUS)**—is imported into India from Cabul and Cashmere. The fruit is much used by the natives.

*Berb. chitræ fruct.* (I.)

**BERTHELOTIA LANCEOLATA**—is a plant which grows in the Punjab, but is seldom used by the Hakims.

*Berthel. lanc.* (I.) Syphilis.

**BETA BENGALENSIS, v. Spinacia.**

**BETULA BHOJPATTEA**—The bark of this tree, indigenous in Cashmere, is there applied to many purposes; thus, garden-walls are covered with it, for the purpose of resisting humidity. The Shawl merchants use it to envelop and secure their goods from humidity, when sent abroad. The druggists use it instead of paper, in packing; and corks not being known there,

was, until recently, the case, as too, in Lahore; the cotton which is stopped into the bottle neck is covered with this bark. But, for what use? since the spirits evaporate and even the water is dried up by the excessive heat of Hindostan.

**BEZOARDICUM ANIMALE**—is still held in reputation by the Hakims, as an antidote to poison. The yellow is esteemed the best.

*Bezoard. an.* (I.)

**BEZOARDICUM MINERALE** of the Eastern doctors (Padzuhr seeah, Pers. kancee, Zuhr mohra, Ind.) is dark green serpentine.

*Bezoard. min.* (I.)

**BIGNONIA INDICA**—is a tree which grows more luxuriantly in the cold regions of the Himalaya than in the botanical gardens of Hindostan; and might, probably, grow in the open air of Europe also. At Lahore, I received from the hills a gigantic pod, not less than half-a-yard in length and four inches in breadth; on opening which, I found numerous thin white seeds, not thicker than ordinary writing-paper, and about three inches in diameter. On holding a seed up to the light, I perceived, in the centre, a kernel not larger than a lentil (*Ervum lens*) I cut, with a pair of scissors, such a seed up very fine, then triturated it with sugar, and dissolved it in spirit. I prepared lozenges with it in the usual way.

*Bignon. Ind. semina* (I.) Gonorrhœa. Hæmaturia.

**BILIS**, v. *Fel.*

**BISMUTHUM** (*Marcasita*)—is unknown to Arabic and Indian doctors. I took with me, from Europe, some *Bismuthum nitricum precipitatum*, or, the so-called *Bismuthi (tris) nitras*.

*Magisterium Bismuthi* (II.)

\* **BISTORTA** (*Polygonum*)—is now seldom used by European practitioners, but much by the Hakims. In all probability, the root of this plant sold at the Lahore bazaar, is a Persian product. As *Tormentilla* and *Bistorta* are both of them called *Unjbar*, in some dictionaries, it is very likely that the one is mistaken for the other.

*Bistort. radix* (I.) Borborygmi. Diarrhœa. Gravel.



BITUMEN JUDAICUM, v. *Asphaltum*.

BITUMEN LIQUIDUM, v. *Petroleum*.

BIXA ORELLANA, v. *Ruku tinctoria*.

BLUMEA AURICULATA—grows at Lahore, but is seldom used.

*Blum. aur. herba* (I.)

*Blum. aur. semina* (I.) Syphilitic pains.

BOLETUS IGNIARIUS, v. *Fungus igniarius*.

BOLUS ARMENIUS. *Bolus Armeniacus*. *Lapis Armenius*—

The Hakims prescribe it in cases of melancholy and falling off of the hair consequent on morbid affection.

*Bolus Arm.* (I.) Gonorrhœa. Inflation. Soreness of the mouth.

BOMBACIS MALABARICUM (*heptaphylli*) *gummi & radices*—are officinal in India and used only by the natives.

*Bombac. heptaphylli gummi & radix* (I.)

BOMBAX GOSSYPIUM, v. *Gossypium*.

\*BORAGO OFFICINALIS, v. *Rob antisyphiliticum*.

BORAX. *Sub-boras sodæ*. *Sodæ biboras*—is much in vogue in the East by both doctors and artists. In diarrhœa after measles recommended.

*Borax* (I.) Soreness of the mouth.

BORRERA ASHNEH, v. *Lichen odoriferum*.

BOUSSICUM ACIDUM, v. *Hydrocyanicum acidum*.

BOSWELLIA, v. *Olibanum*.

BOVIS, SANGUIS—has been lately recommended, dried and pulverized, in *anæmia infantilis*.

BOVISTA (*Lycoperdon*) *Crepitus lupi*—grows in the Punjab during the rainy season, but is not used by the Hakims.

*Bovist.* (II.) Consumption with diarrhœa in children.

Humid psorophthalmia. Thoracic pain.

\*BRASSICA OLERACEA — is cultivated in the Punjab. The Hakims use cabbage-seeds to expel intestinal worms. Cabbage poultices, as also fresh cabbage-leaves, are well-known applications in Gout and Rheumatism.

\*BRASSICA RAPA, v. *Rapa*.

BROMELIA ANANAS (*Lin.*)—anas, is said not to agree with

every stomach, and occasionally to produce Cholera morbus. The syrup of ananas is used in France for colds, coughs, asthma, &c.

**BROMHYDRIC ETHER**—is another new anæsthetic.

\***BRYONIA DIOICA**—is used by European doctors only; consequently, not met with in the bazaar at Lahore. For my experiments, I took a supply of *Bryonia dioica* with me from Europe.

*Bryon. fæcula, radix & tinctura* (II.)

**BUCHU**, v. *Diosma crenata*.

**BUGLOSSUM HIMALAJANUM**, v. *Onosma*.

**BUGLOSSUM INDICUM**, v. *Cacalia Kleinia*.

\***BUGLOSSUM VULGARIS**. *Anchusa officinalis*—is quite different from the preceding two Indian plants.

\***BUGLOSSUM LATIFOLIUM**, v. *Sarsaparilla* (comp.)

**BUTEA FRONDOSA**—is an Indian tree of which I have made particular mention in Vol. I. p. 163; the juice of the seed is said to be anthelmintic.

*Buteæ frond. flores* (I.) Restlessness with pain. Sub-acute ophthalmia.

*Buteæ frond. gummi* (II.) Diarrhœa, with or without bloody discharge.

*Buteæ frond. semina* (I.) Fever.

\* **BUTOMUS UMBELLATUS**—is a plant, growing in the valley of Caahmere, but, as far as I know, not used in medicine.

\* **BUXUS SEMPERVIRENS**—the leaves of the box-tree are said to be poisonous, especially to camels; and may, probably, prove a remedy in their diseases. They are used as one of the many adulterations of beer. The tincture was formerly a popular febrifuge in Germany. An infusion of the root has lately been recommended against chronic Arthritis, which often remains after acute articular rheumatism.

**CACALIA KLEINIA**—is much used in Hindostan, both by Hakims and Hindoo doctors, very little by English physicians. Besides the leaves, which resemble the ox-tongue in form, there is a water distilled from them, kept for use.

*Cacaliæ Kl. folia* (I.) Pain in the bowels. Syphilis.

**CACTUS COCCINELLIFERA**, v. *Coccinella*.

**CACTUS TOR**, v. *Euphorbia nerifolia*.

CÆSALPINIA BONDUCCELLA, v. *Guilandina Bonduccella*.

CÆSALPINIA SAPPAN, v. *Campechianum lignum*.

CALAMINARIS, LAPIS. *Calamina præparata*—is not used by the Hakims; the calamine I used, I had from Europe.

*Calamin. lap.* (I.)

\*CALAMINTHA, v. *Melissa Calamintha*.

\*CALAMUS AROMATICUS. *Acorus Calamus*—is brought into the Punjab from Cashmere. The Hakims use it in hæmorrhages and intestinal ulcerations, also in suppression of urine and menstrual evacuations, &c. Sweet-flag is recommended in that distressing complaint to which sailors are liable, well known by the name *wind-colic*.

*Calam. arom.* (I.) Giddiness.

CALAMUS DRACO, v. *Draconis, Sanguis*.

CALCAREA—are used by the Eastern people, as well as *Silicea*, in a variety of forms, without their knowing what they use, being totally unacquainted with chymical analysis.

*Caloarea carbonica* (I.) Dysentery. Redness of urine. Spinal pain.

CALCULI CYSTICI, v. *Besordicum animale*.

CALEBROOKIA OPPOSITIFOLIA—the root of this plant was sent to me from the mountains, where, it is said to be officinal.

*Calebr. oppos. radix* (I.) Impotency with spermatorrhœa.

\*CALENDULA OFFICINALIS—grows in Europe as well as in the valley of Cashmere, but, is not used medicinally in either place. (I.)

CALOMELAS, v. *Mercurius dulcis*.

CALOPHYLLUM INOPHYLLUM—is said to be met with in every part of Hindostan, yet, I could not find it at Lahore, and, therefore, procured some from Calcutta. From these seeds, it is stated, a fragrant oil is expressed, which is recommended for external use in Rheumatism; and that the roots yield a resin similar to Myrrh in appearance, but, in effect, like Tacamahaca.

*Caloph. Inoph. semen* (I.)

CALOTROPIS GIGANTEA. *Asclepias gigantea*—grows profusely in all parts of Hindostan and the Punjab; in some countries it attains the size of a small tree. Amongst the ruins of the old city of Lahore, nearly the whole vegetation

consists of *Calotropis* and *Harmala Ruta*. The native doctors use the leaves, the buds, the bark of the root, as well as the milky juice of the *Calotropis*. The charcoal made from this root was usually employed in the gunpowder manufactories of the Punjab. The root is used in Cancer.

*Calotrop. gig. folia, radices & semina* (II.) The former in hectic fever. Inflammation of the throat. Vomiting. Fever. Opacity and specks on the cornea. The latter in Diarrhœa.

*Calotrop. gig. succus recens* (III.) Specks on the cornea.

CALUMBA, v. *Columbo*.

CALX, v. *Calcarea*.

CALYPTRANTHES JAMBOLANA, v. *Eugenia Jambolina*.

CAMBOGIA GUTTA, v. *Gutti, gummi*.

CAMELINUM, COAGULUM—is a remedy highly esteemed by the Arabian doctors, especially when the Rennet is taken from an Arabian camel, to which is attributed aphrodisiac effects.

*Camel. coag.* (I.) Enlargement of the spleen.

CAMPECHIANUM LIGNUM. *Hæmatoxylon campechianum*—is used as a dye in Lahore, as well as in Europe. The Hakims make no use of it; yet, in former times, an Extract was medicinally employed in Europe, in chiefly diarrhœa.

*Campech. lign.* (I.) Diarrhœa. Giddiness. Ophthalmia. Pain from external violence.

CAMPHORA (DRYABALANOPS)—is officinal in the East, as in Europe.

*Camphora* (II.)

CANELLA ALBA—is to be met with in the bazaar at Lahore, but, is little used. The *Wintera aromatica* is frequently used as a substitute.

*Canella alba* (II.)

CANNABIS INDICA CASHMEREANA—grows more luxuriantly in the valley of Cashmere than on the plains of India. (See Vol. I. p. 158.)

*Cannab. Ind. Cashm. cortex radicis, flores, herba, & semina* (I.) The former in pulmonic, pleuritic

and syphilitic erratic pain. The latter (Lah. seeds) in acute gonorrhœa. Acidity of the stomach, from dyspepsia.

**CANTHARIDES.** *Cantharis vesicatoria*—the blistering flies I saw in Cabul, feeding in swarms upon Ash-trees (*Fraxinus*). In Hindostan the *Meloë Telini* is substituted, and is more active on account of the abundance of Cantharidine, which is the effective part of both of them; the fresher they are, the more powerful their effect; and as they lose their virtue by being kept in a dry state, I prepared a concentrated essence from the fresh flies, which are abundant at Lahore. The essence of them is so powerful, that the simple application with a feather, immediately raises a blister. The Hakims and Hindoo doctors never use blistering flies as blistering agents; but use *Cantharides* against itch and leprosy; and conceive that they destroy lice, and are obnoxious to the urinary bladder. The tincture has lately been recommended internally for obstinate ulcers. A blister applied over the stomach, removed ague. In Phlebitis, and especially in Phlegmasia dolens, blistering is recommended.

*Canthar.* (II.) Hæmaturia. Rheumatic toothache. Salivation. Sore-throat.

\***CAPILLUS VENERIS**—vegetates in the Himalayas, as in Europe; and is used by the Hakims chiefly in gall diseases.

*Capill. ven.* (I.)

**CAPPARIS SPINOSA**—is probably imported from Arabia. The Hakims administer this root for debility of the stomach, and distention of the spleen.

*Cappar. spin. radix* (I.) Pustules.

**CAPSICUM ANNUM.** *Capsicum frutescens.* *Piper Indicum*—is much used in India by both natives and foreigners, less for medicinal than for culinary purposes, being found in nearly all dishes, in which it is a wholesome ingredient, congenial to the climate, creating appetite. Its vinegar is a rubefacient.

*Capsici semina* (II.) Carious toothache, with or without swellings. Gripes. Pain of the kidneys.

**CARBO ANIMALIS**—Instead of the common animal charcoal,

I generally used black burned hartshorn (*i. e.* Cornu cervi ustum nigrum); where I used the charcoal of the porcupine, or white burned hartshorn, it is specified.

*Carbo an.* (I.) Borborygmi. Tormina.

CARBO FOSSILIS, *v.* *Lithanthrax*.

CARBO VEGETABILIS—the vegetable charcoal I used in medicine was always the burned root of the *Calotropis Gigantea*, as used in the gunpowder mill.

*Carbo veg.* (I.) Tormina.

CARDAMOMUM MAJUS—as also

CARDAMOMUM MINUS—are much used in India; the latter not only medicinally, but for gratification's sake, the natives chewing them to sweeten the breath; it is a common practice in the Punjab among Druggists and Faqueers to present these spices (instead of money) on their visits. The Hakims administer them in cases of flatulency and calculous affections.

*Cardam. min.* (I.) Splenic pain.

\*CARDUUS FULLONUM, *v.* *Dipsacus Fullonum*.

CARICA, *v.* *Ficus Carica*.

CARISSA CARANDAS—vegetates at Lahore and in Hindostan. The acidulous fruits of this tree are pickled, and jellies made from them. In medicine, so far as I know, they are not used.

*Carissæ Car. folia* (I.) Diarrhœa. Earache. Soreness of mouth and throat. Syphilitic pains.

*Carissæ Car. fructus* (I.) Diarrhœa. Spinal pains.

CARNIOLUS & AGAT—like many other precious stones, are used by the Hakims in the form of an impalpable powder, either burned or not, in their electuaries. In most of these stones, flint (*Silica*) is the principal agent.

*Carniol. ustus* (I.) Diarrhœa. Dysentery. Rheumatic toothache.

\*CAROTA (DAUCUS)—Carrots are cultivated all over India, but, they do not grow so large nor so sweet as in Europe; there is, however, a great consumption of English carrots, by the English in India, whither they are sent hermetically packed, and may be had, at all seasons. At Lahore, carrots are in the

*Carissa Carandas.*



*Cleome pentaphylla.*



*Carchorus fruticosus.*

Digitized by Google  
*Cotula anthemoides.*





cold season so abundant, that animals are fed with them, and it is believed that when a horse has been fed upon carrots for a month, it will remain free from disease for a year at least.

*Carot. semina* (I.)

CARPESIUM—*Purgas* of Cashmere, is not officinal; and from the sample I have brought with me to Europe, botanists have not been able to classify it.

CARPESIUM RACEMOSUM—is but little used in Cashmere.

*Carpes. rac. radix* (I.)

CARPOBALSAMUM—is officinal in Arabian practice. The Hakims use the seeds in epilepsy, complaints of the stomach, liver, and intestines; as in colic and hernia.

*Carpobals.* (I.) Vomiting.

CARPOPOGON PRURIENS, v. *Dolichos pruriens*.

CARTHAMUS TINCTORIUS.—The bastard saffron is officinal at Lahore. Its active principle (which is an acid resinous substance of a superb red color) or its salts—*Carthamates*—are deserving of trial in medicine. The fixed oil prepared from this plant, is, externally applied, useful in rheumatic pains, and paralytic affections. The seeds are laxative. The dried flowers cure jaundice. (Ainslie.)

*Cartham. tinctor. semina* (I.) Diarrhœa.

CARVI SEMINA—which are brought from Cashmere to Lahore are a good substitute for *Carum nigrum*. The Hakims use these seeds as a stomachic, carminative, and diuretic. It is believed they possess vermifuge properties, and are able to destroy the poison of serpents. They are also administered in neuralgia.

*Carvi sem.* (I.)

CARYOPHYLLUS AROMATICUS.—Cloves are considered by the Hakims as strengtheners of the stomach (tonic) and liver, and as sweeteners of the breath.

*Caryoph. arom.* (I.) Diarrhœa. Spinal pains.

CASCARILLA—is not officinal at Lahore. What I used was procured from a druggist's shop at Agra.

*Cascar. cortex* (I.) Accumulation of mucus in the throat. Costiveness. Pain of the joints.

*Cascar. extractum* (II.)

CASSIÆ ABSUS SEMINA. *C. Akakalis*, Royle—have many improper names, as *Fructus Tamaricis*; *Semen Spinæ, nigrum, orbiculare*, &c. (v. Dr. R. Seligmann's Pharmacologia and Meninski's Lexicon.) At Deyra Dhoon, in India, the seeds can be had in abundance. They are much used by the Hakims; especially in ophthalmy and mucous discharges from the genitals.

*Cass. Abs. semina* (I.)

CASSIA ALATA—official at Lahore.

*Cass. al. semina* (I.) Boils. Burning sensation with itching and eruption. Impotency. Flatulency. Tenesmus. Thin spermatic discharge.

CASSIA CINNAMOMUM, v. *Cassia lignea*.

CASSIA ELONGATA, v. *Senna*.

CASSIA FISTULA. *Cathartocarpus*.—The pulp is used both in Europe and India, but more by the natives than by Europeans. On the effects of the external pod, see p. 69 of this volume.

*Cass. Fist. pulpa* (I.) Bleeding piles. Dysury. Inguinal pain. Orcheocele. Ulcers.

*Cass. Fist. semina* (I.) Indian leprosy. Nasal bleeding scabs. Pain of the spine, knee and ankles. Tenesmus.

CASSIA KHARNOOB NOOBTEE, or, *Khirnob* (Khurnoob) *Nabathi*—is said to be a pod of a siliquose plant in Syria, which grows about a yard high, called *Jambut, Janbut*. Ainslie, erroneously says, in his *Materia Indica*, *Khirnoob nubti* is the fruit of the Carob tree (see p. 364 of Vol. I.) The sample I brought with me from India, was a pod, rather curved, about an inch long, and, in diameter, about two-thirds its length; one end round, the other narrower, and finishing in a nipple. It was of a light and spongy texture, externally of a dark brown color, internally reddish. The pod contained but four kernels, not larger than apple-pips. Some of the Botanists at Vienna were of opinion that they were pods of a

Lagonichia. Be they what they may, they are decidedly very useful in medicine; and it is lamentable, that even our so-called *naturalists* and *learned physicians*, do not know, nor can they agree as to what it is, but leave its use to the natives.

*Cassia Kharn. N.* (I.) Affections of the throat. Inflammation of the cervical glands. Inguinal pain. Pain in the renal region. Swelling of the face. Wandering pain.

CASSIÆ (LAURUS) CORTEX. *Cassia lignea. Cassia Cinnamomum. Laurus Culilawan. Laurus Malabathrum.*—These different Cassia-barks, vary but little from each other, and are used one for the other, and are to be had everywhere.

*Cass. lign. cortex* (I) Costiveness. Squamæ.

CASSIÆ (LAURUS) FOLIA, or *Cassia Tamala fol.*—are used by Eastern doctors.

*Cass. Laur., or Tamal. folia* (I.) Cholera morbus. Edematous swellings. Salivation.

CASSIA TORA—its seeds are officinal at Lahore, where the Hakims use them in cases of external violence, gout, pain in the joints, sciatica, &c.

*Cass. Tora semina* (I.) Itching eruption of patches.

CASTOREUM—is well-known to the Hakims, but very seldom used by them; I could not find it in the bazaar at Lahore, but, procured it from Calcutta.

*Castor.* (II.)

CATARACTEUM—I prepared from a fresh opaque crystalline lens, cut from a human eye (in an operation for cataract) triturated with ten grains of white sugar, and dissolved in one drachm of proof-spirit. This essence I preserved, like other animal preparations, in a closed box, renewing it from time to time.

*Cataract.* (I.)

CATECHU. *Terra Japonica*—improperly called; for, it is not an *earth*, but the extract of *Acacia Catechu* of East India. It is much used by Eastern doctors and by European physicians.

*Catechu extractum* (II.) Tenesmus.

CAETHARTOCARPUS, v. *Cassia Fistula.*

CAUSTICUM ALCALINUM. *Sodæ causticæ liquor*—the ley is used by Eastern doctors in cutaneous diseases.

*Causticum* (III.)

CAUSTICUM LUNARE, v. *Argentum nitricum fusum*.

CAUTERIUM ACTUALE—is much used in diseases both of men (Mahomedans) and animals. (See Vol. I. p. 15. Vol. II. p. 44.)

CEDELA TOONA—this tree grows in Bengal, as also in the Himalayas, yielding seeds which produce a red dye, much used in Lahore, and is imported from the hills.

*Cedrelæ Toona semina* (I.) Headache.

CELASTRUS NUTANS, or, *Celastrus paniculatus*—the seeds are officinal in Indian medicine, and are plentiful in the bazaar at Lahore.

*Celastr. pan. semina* (I.) Abscesses in internal organs, as in the spleen or liver. Expectoration of mucus. Palsy of speech, and of one side. Restlessness with cough, fever, dreams, etc. Salivation. Vomiting of bile.

CENTAUREA BEHEN, v. *Behen*.

CERA CITRINA—is used in Europe as well as in India externally, in plasters, ointments, etc. but, it certainly contains valuable properties as an internal medicine.

*Cera citr.* (I.) Hypochondriasis.

\*CERASUM—the fruit of *Prunus Cerasus* or *Cerasus Caproniana*, grows in Europe as well as in Cabul and Cashmere. Who ever thought of finding in the kernel of the cherry-stone, a remedy for one of the most excruciating pains to which man and beast is subject—Stone to Stone!—in all probability, it is owing to the prussic acid contained in them, and in the kernels of the peach, apricot, bitter almonds, etc. that we must ascribe their calculi dissolving (*lithontriptic*) virtues. (See *Dolichos pruriens*).

*Ceras. nucl. semina* (I.) Impotency. Stone in the bladder.

CERVI CORNU—hartshorn is officinal at Lahore, and is received from Cashmere.

*Cervi. c. rasura* (I.) Abscess.

*Cervi c. ustum, album* (I.) Sore-throat.

*Cervi c. ustum, nigrum* (I.) v. *Carbo animalis*.

CETACEUM—*Spermaceti* is not used by the Hakims; consequently, was not procurable at Lahore.

CETACEI OLEUM—is unknown to the natives of India. That which I used at Lahore, I procured from an Apothecary at Bombay.

*Cetac. ol.* (I.) Catarrh. Diarrhœa. Fever.

CETEBARIN, v. *Lichen Islandicus*.

\*CHAMÆDRYS (*Teucrium*)—is used by the Hakims in obstructions, as also in suppression of urine, and monthly cœurs; gout, rheumatism, etc.

CHAMÆPYTIS, v. *Ajuga Dealsingii*.

\*CHAMOMILLA VULGARIS—is used in the East, as well as in Europe, and vegetates in Lahore. The Hakims use Camomile flowers in affections of the brain, obstructions, inflammatory swellings, pains, etc. and consider them as being noxious to the spleen. (v. *Cotula*.)

*Chamom. vulg.* (I.)

CHAULMOOGRA ODORATA—is officinal, and to be met with throughout Hindostan. The expressed oil of the seeds is used, in lower Hindostan, in cutaneous diseases.

*Chaulmoogræ odor. semina* (I.) Itching papulæ.

Nasal obstruction. Tenesmus.

\*CHEIRANTHUS CHEIRI, v. *Malva sylvestris*.

\*CHELIDONIUM MAJUS—is not officinal at Lahore. Dr. R. Seligmann, in his Pharmacologia, writes, that the root of *Chelidonium*, called *Radix Hirundinariae* (Swallow-plant root) is the famed *Mameera* of the East, looked upon as a specific in diseases of the Eye—but, I doubt the accuracy of this statement, as I never saw this plant growing in any part of the East. (v. *Glaucium citrinum* & *Vincetoxicum*).

*Chelidon. maj. folia & tinctura* (I.) Diarrhœa.

Dysentery. General Debility. Internal burning sensation. Pain in the hepatic region. Pyrosis. Syphilitic pain or ulcers.

\***CHENOPodium ALBUM**—grows at Lahore as also in Bengal.  
*Chenop. alb. semina* (I.) Expectoration of mucus with  
 rhonchus. Inflation. Pain in the forehead.

**CHERAYTA** (*Agathotes*). *Gentiana Cherayta*. *Swertia Chiretta* *Royle*,—this plant is much in use in India, both among the English and the natives. It is imported into Lahore from the Hills. Some are of opinion that the root of this plant constitutes the *Haroonootia* of the Eastern bazaars.

*Cherayta* (I.) Urinary disorders.

**CHIDRA SEMINA**, v. *Terebinthus*.

**CHINA NODOSA**, v. *Smilax China*.

**CHINÆ CORTEX**, v. *Cinchona*.

**CHININUM SULPHURICUM**, v. *Cinchoninum*.

**CHITRACA**, v. *Plumbago rosea*.

**CHLORAS KALICUS**, v. *Kali oxyuriaticum*.

**CHLOROFORM**—is a well-known heroic remedy, which, when skilfully administered (externally or internally) can be of great utility. It has been recommended externally in neuralgia, tetanus traumaticus, and chronic ulcers; with turpentine-oil in rheumatism; with gum traganth and yolk of an egg as a clyster in lead-colic. Inhalations in Pneumonia. Internally with ether for gouty affections of the stomach.

**CHURBUS**—churs is the resin of the Hemp-plant. See Vol. I. page 15.

*Churrus* (II.) Affections of throat and chest. Expectoration of mucus. Fever. Scalding urine and Dysury.

**CICKER ARIETINUM**—the chick-peas are much used in the Punjab and throughout Hindostan, as food for man and beast. The Hakims make use of them medicinally, in cases of flatulency, retention both of urine and of the catamenia. They conceive that chick-peas increase the seminal secretion, and, consequently, excite the genital organs, acting aphrodisiacally. They serve as a substitute for Coffee.

\***CICHOREUM (INTYBUS)**—and Indian species. Wild Chichory vegetates luxuriantly, during the summer, in Cashmere; and in

the Punjab, during the cold season. The Hakims use the Succory-seeds, which, consequently, are kept in the bazaars.

*Cichorei flores* (I.) Troubled vision.

*Cichorei radices et semina* (I.) Dropsy.

\**CICUTA VIROSA*—is unknown to the Eastern doctors. It is recorded, that Water-Henbane has produced weakness of vision, tetanus (a spasmodic affection) and, sometimes, proved even fatal.

*Cicut. vir. folia* (II.)

*Cicut. vir. extractum* (III.)

*CIMICEUM. Acantheum*—is the active principle of the Wood-louse; the essence would, probably, correspond in effect.

*CINÆ, SEMEN, v. Santonici semen.*

*CINCHONÆ CORTEX. Chinæ cortex. Cortex Peruvianus*—the Peruvian-bark is but little known among the Hakims and Indian doctors of the Punjab, and was not to be had in the bazaar at Lahore. Formerly I obtained this bark from Calcutta and Agra (when I used much of it), latterly (when for several years I used but little) I managed to get it from the English at Lahore.

*Cinchon. cort.* (I.) Giddiness. Headache. Pain in the bowels. Soreness of the mouth and throat. Swellings (inflammatory oedematous).

*CINCHONINUM SULPHURICUM. Chininum sulphuricum. Quince disulphas*—the Sulphate of Quinine has been recommended in hooping-cough; it is but little used by the Eastern doctors, *v.* Vol. I. p. 67.

*Cinchon. sulph.* (II.) Diarrhœa. Fixed rheumatic pains (acute or chronic). Nettle-rash.

*CINNABARIS*—is officinal throughout the East, and obtainable in all bazaars.

*CINNAMOMUM*—is used in the East and in Europe for both domestic and medicinal purposes. The Hakims administer cinnamon in cases of debility of the stomach, enlargement of the spleen, affections of the heart, or nerves (*tonicum, cordiale, nervinum*) pains in the womb. It is also recommended in retention of urine and of the catamenia, serpent bites, and poisoning with opium.

*Cinnam. cortex* (I.) Pain in the knee. (With Smilax China) Impotency.

*Cinnam. flores* (I.) Salivation. Spinal pain.

CISSAMPELOS, v. *Pareira brava*.

CITRACA, v. *Plumbago rosea*.

CITRULLUS, v. *Cucurbita Citrullus*.

CITRUS AUBANTIUM, v. *Aurantium*.

CITRUS GALGALA—a species of lemon, the size of a double fist, at Lahore, called *galgala*; is pickled for domestic use, and much eaten by the natives.

*Citri Galgala fructus & semina* (I.)

CITRUS MEDICA; *C. limonum*; *C. Limetta*, &c.—are different kinds of lemons, abundant in Lahore.

CLEMATIS ERECTA. *Flammula Jovis*—is a plant unknown to the Eastern doctors; I procured a sample from Europe.

*Clemat. erect.* (I.) Carious toothache. Pain in the liver.

CLEOME PENTAPHYLLA—grows plentifully at Lahore; but, the seeds are little used by the Hakims; in convulsions they use them: those of *Cleomes viscida* are said to be anthelmintic.

*Cleom. pent. herba* (I.) Ulceration of the mouth, fauces and throat (putrid, scorbutic and syphilitic).

*Cleom. pent. semina* (I.) Bleeding piles. Endemic ulcers, lasting for years.

CLEODENDRON INFORTUNATUM — is a bark used by the Arabian and Indian doctors.

*Clerod. infort.* (I.) Periodical pain in the throat.

COAGULUM CAMELINUM, v. *Camelinum coagulum*.

COCCINELLA. *Coccionella*. The Cochineal is the well-known insect, *Coccus cacti*; and, in Europe as in the East, is much more used for dyeing than in medicine. The Hakims consider it as destructive of the generative faculty. Cochineal, in combination with potash, has been recommended in hooping-cough.

*Coccinella*. (I.)

COCCULUS MENISPERMUM. *Cocculus Indicus*—is officinal



in the Punjab, and is a well-known article in the adulteration of beer; with castor-oil, externally applied, the seeds are used in cases of inveterate itch and herpes; formed into a paste with moistened rice, they intoxicate fishes and birds. See *Picrotoxin*.

*Cocul. Menisp.* (II.) Boils. Colic. Diarrhoea. Fever, with or without cough. Flatulency. Giddiness with nausea or vomiting. Sub-acute pleurisy.

**COCULUS PALMATUS**, v. *Columbo*.

**COCCUS CACTI**, v. *Coccinella*.

**COCOS NUCIFERA**—is officinal all over Hindostan, where it grows.

*Coc. nuc. corticis exterior fibra* (I.) *i. e.*, the fibres on the exterior of the cocoa-nut shell. Inflammation of the throat (angina).

**COCOS SEHELLARUM**. The sea-cocoa-nut is much used by the Hakins, particularly to arrest vomiting and in cholera morbus. When administered in small dosés in cases of cholera, it failed. This cocoa-nut is excessively hard; and the Easterns dissolve it by rubbing it, with a little water, on a hard stone.

*Coc. nux Sehell.* (II.) Vomiting.

**COFFEA ARABICA**—was not in use at Lahore. Previous to the arrival of the English, I procured coffee from Hindostan.

*Coff. Ar. cruda* (I.)

\***COLCHICUM AUTUMNALE**—is unknown in the East. What I used was procured from a druggist in Agra, and was, probably, from England. Some European doctors are of opinion that *Colchicum Illyricum*, *i. e.*, the *Hermodactylus* of the ancients, may be substituted for *Meadow-saffron*, but I question it.

*Tinctura Colch. sem.*, in gout and rheumatism recommended.

*Colchic. aut. bulbis* (II.) Acute rheumatic, wandering or syphilitic pains, Piles.

**COLCHICUM ILLYRICUM**, v. *Hermodactylus*.

**COLLA PISCII**, v. *Ichthyocolla*.

**COLLODIUM**—application has lately been recommended in inflamed hæmorrhoidal nodes, erysipelas, sore nipple, decubitus, enteritis, gutta rosacea, ophthalmia, gout, articular rheumatism, &c.

COLOCASIA ESCULENTA, v. *Arum Colocasia*.

COLOCYNTHIS. The pulp of the bitter-apple is used in Europe as well as in the East, where the plant grows. The Hakims use it in diseases of the spleen and liver, also to promote the monthly discharge. It is used in combination with aloes, etc., as purgative pills.

*Colocynth. pulpa* (I.) Dry mouth and throat. Inguinal pain.

*Colocynth. pulp. extractum* (II.)

*Colocynth. radic. & semina* (I.)

COLUBER, v. *Serpens*.

COLUMBO. *Colombo: Calumbæ radix*. The root of *Cocculus palmatus* was not officinal at Lahore, and I procured some from Calcutta.

*Colomb. radix* (I.)

COMMELINA NUDIFLORA—is a species of cucumber which I received from the hills, under the name of *Kandoolee*.

*Commel. nud. fructus* (I.)

COMPOSITA CYNABEA DUB, v. *Cynaracea Dub*.

COMPOSITA JUNGLEESAGH—is a wild plant of Cashmere, used as a vegetable. It is one of the Compositæ.

COMPOSITA (*Cynaracea*) POKERMOOL—is an officinal root both at Lahore and in Cashmere.

*Comp. Pokerm.* (I.) Colic. Scalding urine.

COMPOSITA ZERBARI (*Zerbabree*) *prope Bidens*—is officinal at Cashmere, where it grows.

*Comp. Zerbabri* (I.) Fixed pain, with or without articular contractions, even syphilitic. Gripes. Thoracic pain.

CONCHA FLUVIATILIS—is used by the Hakims, as a medicine; and with the common people, this river-fish shell serves for a spoon, out of which they take their medicines.

*Concha fluv.* (I.) Dysentery.

\*CONIUM MACULATUM—is not used by Eastern doctors. I administered an extract of this plant, procured from Calcutta.

*Coniin*, painful gonorrhœa; arthritis and orchitis from preceding gonorrhœa. See Tabacum.

*Conii mac. extractum* (III.) Restlessness with headache. Salivation.

CONVOLVULUS ARGENTEUS—its seeds are used at Lahore.

*Convol. arg. semina* (I.) Dryness of the lips, mouth, tongue and throat. Thirst, excessive, with fever.

CONVOLVULUS BATATAS. *Batatas edulis*—are similar to long-formed potatoes, but are very sweet, and when roasted, much used, during the cold season in the Punjab.

CONVOLVULUS JALAPA, v. *Jalapa*.

CONVOLVULUS NIL, v. *Ipomœa*.

CONVOLVULUS SCAMMONIA, v. *Scammonia*.

CONVOLVULUS TURPETHUM, v. *Turpethum*.

CONYZA ANTHELMINTHICA. *Vernonia anthelmintica*. *Serratula anthelmintica*—is officinal at Lahore. It is said, that when the flea-bane is roasted, flies take to flight (see *Amygdala* & *Juglans regia*) and when the powder of the flea-bane is sprinkled on the floor, fleas disappear.

*Conys. anthelm. semina* (I.)

COPAIBA (*Balsamum*)—is not used by the Hakims; what I administered I procured from Agra. It has been recommended in ague.

*Copaib. bals.* (II.) Expectoration of mucus. Gripes. Wandering pains of the joints, (with mucilage of *gummi arabicum*) dysentery.

COPAL INDICUM—is the resin from *Vateria Indica*, which is to be had in England under the name of *Gummi Animæ*. In Hindostan, it is sold under the name of *K a h r o b a*, i. e. amber. See Bengal Disp. p. 222.

*Copal gummi-resin. Ind.* (II.) Cholera-morbus.

CORALLIA RUBRA—are officinal at Lahore. The Hakims use them externally for weakness of vision; and internally for spitting of blood and suppression of urine.

*Corall. rubr.* (I.)

CORCHORUS CAPSULARIS, v. *Harmala Ruta*.

CORCHORUS FRUCTICOSUS—is officinal at Lahore, where it grows.

*Corchor. frut. herba* (I.) Fistulous sores. Pain, in gonorrhœa or urinary disorders. Quotidian ague.

**CORDIA ANGUSTIFOLIA**—is officinal at Lahore, where it vegetates.

*Cordiæ ang. folia vel fructus* (I.)

**CORDIA MYXA**, v. *Sebestena*.

**CORLIANDUM SATIVUM**—is officinal at Lahore, and used as an astringent, capable of producing the jaundice.

*Coriandr. sat. semina* (I.) Itching. Pain in the joints. Tenesmus.

**CORNU CERVI**, v. *Cervi cornu*.

**COBYDALIS LONGIPES**—grows in the mountains of Cashmere, but, is not officinal.

\***CORYLUS AVRILLANA**, v. *Avellana*.

**COSTUS ARABICUS**. *Costus albus*. *Costis dulcis*. *Costus veterum*—is probably brought from Arabia into India; but, is not, as some have conceived (see Most's *Materia Medica*, p. 214) *Canella alba*, *Costus amarus*, and the Bark of *Winterianus spurius*, which constitute four different articles. The sweet, white, or Arabian Cost-root, has long been banished European practice, so that our doctors no longer know what it is. The Hakims use it in debility of nerves, stomach, and genital parts, *i. e.* as a tonic and aphrodisiac; as also against intestinal worms, in suppression of urine, and interruption of monthly courses. They are used externally to remove freckles and patches from the face.

*Cost. Arab. radix* (I.) Fever. Piles (bleeding or mucous).

**COSTUS INDICUS**. *Costus amarus*. *Costus niger* *Cashmereanus*. *Costus Aucklandia* (Series of Falconer) may be; but, not *Costus of the Ancients*, which is the preceding *Costus veterum*.—This root, which has been monopolized by the Cashmerean government (see Vol. I., Introduction, p. xv.) is officinal at Lahore and in Cashmere. *See Iris*.

*Cost. n. Cashm. radix* (I.) Giddiness. Salivation. Stupor from poisonous bites or stings.

**COTULA ANTHEMOIDES** (*varietas tenuis*) grows in Cashmere, and is looked upon as the Camomile of the country.

COTYLEDON LACINIATUM—vegetates at Lahore and is officinal.

*Cotyled. lac. herba* (I.) Fever. Flatulency. Soreness of the throat.

CRABRO, v. *Vesp.*

CRAMERIA TRIANDBA, v. *Ratanhia.*

CRATĀVA MARMELLOS. *Aegle Marmelos*—is brought from the Hills to Lahore, where it is officinal. The bark of the root is said to be a remedy in hypochondriasis and melancholy.

*Crat. Marmel. fructus* (I.).

CRATEVA TAPIA—is a tree which grows in the gardens at Lahore; the fruit of which is said to be beneficial in that strange malady called *Serpent-Love*—See Vol. I. p. 140.

CREASOTUM, *Creosotum*—Creosote is a well-known empyreumatic oil-like fluid, preserving animal substances from putrefaction. It is not known to the Eastern doctors.

*Creasot.* (III.) I used, as other animal or volatile substances, in drops, keeping it as an essence, in a liquid state. Catarrh. Itching. Psorophthalmia.

\*CROCUS SATIVUS—is, as before stated, monopolized by the Cashmerean government. The Hakims use Saffron in melancholy, typhus fever, enlargement of the liver, and retention of urine. It is said, in too large doses, it is noxious to the nerves of the stomach, producing headache, and even stupidity. Lately, it has been recommended, in combination with burned alum, in acute *Angina faucium.*

*Crocus sat.* (II.) Cardialgia. Expectoration of blood. Headache. Offensive perspiration.

CROTON TIGLIUM—is known all over the East; but, the Croton Oil is restricted in its use to European doctors. The Easterns prepare the seeds variously, pretending that by certain preparations they are deprived of their poisonous qualities. They also throw the germ away, and add as a corrective different spices, especially cloves.

*Crot. Tigl. oleum* (III.)

*Crot. Tigl. semina* (II.) Cardialgia. Tenesmus.

CRUENTA BERTHELOTIA. *Orobanche cruenta*—grows in the

mountains of Cashmere, well-known but little used by the inhabitants.

CRUSTACRA DJINGE & MAHEE ROOBEAN— from Bombay. The former not larger than  $\frac{1}{8}$  of an inch, the latter  $\frac{1}{2}$  an inch long, and both have the appearance of worms of a reddish color.

*Crustac. Djinge & C. Mahee roobean* (I.)

CUBEBÆ—are officinal in Europe as in the East. The Hakims use them, as in Europe, for gonorrhœa, also to stimulate the genitals, to promote urine, and to dissolve stones in the urinary organs. See Vol. II. p. 92. Sarsap. comp.

*Cubeb.* (I.)

CUCUMIS ACUTANGULUS—different species are cultivated at Lahore. The seeds of the two sorts, which I used in medicine, were

*Cucum. acut. Kalanoree semina* (I.) Shivering.

*Cucum. acut. Pinditoree semina* (I.) Shivering.

CUCUMIS AGRESTIS, v. *Elaterium*.

CUCUMIS COLOCYNTHIS, v. *Colocynthis*.

CUCUMIS INDICUS, v. *Luffa amara*.

CUCUMIS KANDULI (Kandoolee) v. *Commelina nudiflora*.

CUCUMIS MADARASPATENSIS—is cultivated in the Punjab, as a vegetable. The druggists at Lahore keep them in a dry state, and it is said that a few of them cooked with animal food, makes it tender.

*Cucum. Madar.* (I.) Dysentery.

CUCUMIS MELO, v. *Melo*.

CUCUMIS SATIVUS SALSUS, TINCTURA. *i.e.*— Cucumbers, peeled and cut in thin slices, salted as if for a salad, after standing a few minutes and the juice pressed out; then the latter, mixed with an equal portion of alcohol, permitted to settle, and the clear poured off, is preserved for use, constituting the tincture, which (externally administered) is recommended in rheumatic pains; this induced me to try the remedy internally. Some of the species of cucumbers contain an acrid (called poisonous) principle. The juice of the yellow cucumber is said to banish woodlice, to kill cockroaches or klocks. It is recommended to strew the floor,

before going to bed, with the green peel, not too thinly cut, for three consecutive nights; when the cockroaches will collect about the pieces and greedily devour them, and the disappearance of these troublesome visitors be thereby procured.

*Cucum. sat. sals. tincturu* (I.) Rheumatic pain of the shoulders.

**CUCUMIS UTILISSIMUS**—is the Cucumber most used, as a vegetable, at Lahore, where it is met with half a yard in length, and is commonly eaten raw by the natives. The powder of the roasted seeds is described as a powerful diuretic, and serviceable in promoting the passage of sand or gravel. (B. Disp.)

**CUCURBITA CITRULUS**—Melons are cultivated in the Punjab; but, the largest and finest are brought from Umritsir to Lahore. From their seeds are prepared by the Hakims cooling beverages.

*Cucurb. Citrull. semina* (I.)

**CUCURBITA LAGENARIA. *Lagenaria vulgaris***—In the wild state the fruit is poisonous, producing symptoms like those of Cholera. Dr. Lindley states, that some sailors were poisoned in England by drinking beer which had been kept in a flask made of one of these gourds. (B. Disp.)

**CUCURBITA PEPO**—is cultivated in Lahore.

**CUMINUM CYMINUM**—is used by the Hakims in flatulency, affection of the spine, suppression of milk, of urine and catamenia.

*Cumini semina* (I.) Psorophthalmia. Thoracic pain.

**CUPRESSUS SEMPERVIRENS NUX (*strobuli & folia*)**—are officinal at Lahore, they are procured from the hills.

*Cupress. (strobulus vel galbulus) nux* (I.) Rheumatic-inflammatory toothache, with or without caries, fever and swelling of the cheek.

**CUPRUM.**—Copper in a state of oxyde is much used by the natives of the East. They administer the sulphate of copper internally as well as externally. An oxyde of copper, called *missee*, is used by the Musselmen all over Hindostan, to stain their teeth black and to strengthen the gums, v. Ainslie, Vol. II., p. 513.

In the investigations in *The Lancet*, with regard to the adulterations of articles of food, it is stated—"The vinegar used for pickles, in nineteen out of twenty samples, owed a portion of its acidity to sulphuric acid (which is employed for the purpose of making it keep). The pickles containing the largest quantity of copper are those which consist entirely of green vegetables. It is not alone in the pickles that this poison is present, for it may be detected with remarkable readiness and certainty in the vinegar in which the pickles are preserved, by the immersion in a small quantity of the vinegar—half an ounce is sufficient—for a few hours, of a piece of thick iron wire having a smooth and polished surface. This test is of such ready application that we recommend the public to make use of it, and so ascertain for themselves, whether the pickles they are using contain the poison or not. If an exceedingly small quantity of copper be present, it will be quickly deposited on the face of the iron."

CUPRI ACETAS, *Ærugo*—is nowhere administered internally, because it is looked upon as noxious and poisonous; but, have we not other poisons equally strong, if not stronger than verdigris, which are internally administered?

*Cupr. acet.* (III.)

*Cuprum ammoniacale* (ammoniuret of copper) (III.) Inflammation of the mouth and throat. Pain of the shin.

*Cupr. metallicum* (I.) Patches with prurigo.

*Cupri sulphas, vitriolum cæruleum* (III.) Thirst.

CURCULIGO ORCHIOIDES—is officinal at Lahore and Hindostan.

*Curcul. orch. radix* (I.) Gouty wandering pain in the face.

CURCUMA LONGA.—Turmeric and cayenne-pepper are ingredients in every dish prepared by the natives of the East.

*Curc. long.* (I.) Colic. Dysury. Emaciation. Inflammation of the mouth, cervical glands and throat, with hoarseness.

CURCURMA ZEDOARIA. *Amomum Zedoaria. Kæmpferia rotunda*—is a root (spice) of India, about which the opinions of



*Curcuma longa*



*Datisca Cannabina*



*Dolichos pruriens*

Digitized by Google

*Eleocharis acicularis*



botanists do not agree. Some arrange this root as a species of *Curcuma*, others as *Kæmpferia*, and others again pretend it is an *Amomum*. It is to be had in all the bazaars of India.

*Curcum. Zed.* (I.) Pain in the liver.

**CURCUMA ZERUMBET, v. *Zedoaria Zerumbet.***

\***CUSCUTA EPITHYMUM & C. REFLEXA LAHORIENSIS**—are in great use by the Hakims. They use this flax-weed in debility of stomach, induration of liver, accumulation of mucus and gall, melancholy, hypochondria, retention of urine, protracted fevers, &c. It is said that it provokes thirst, agrees with aged persons, and is useful in cases of corrupted humors.

*Cuscut. Epith.* (I.)

**CUSCUTA MONOGYNA CASHMEREANA.**—The seeds of this weed are conveyed from Cashmere to Lahore.

*Cuscut. monog. semina* (I.) Bleeding piles. Flatulency. Pain of the throat.

**CYANEUM BEROLIENSSE**—*Percyanidum ferri*. Prussian Blue is neither used nor known by the natives of Lahore; it has been lately recommended in ague.

*Cyan. Berol.* (II.)

**CYCAS CIRCINALIS.** *Cycas revoluta*—is the Sago-palm of East India. With the fruit of this tree (which I received from Calcutta) and with Sago (as may be seen under *Sago*) I made interesting experiments.

*Cycad. fructus cortex & tinctura corticis* (I.) Chancre. Œdematous swellings.

*Cycad. rev. semen* (I.) Giddiness. Headache. Soreness of the throat.

\***CYCLAMEN EUROPEUM.** *Cyclamen hederæfolium.*—The sowbread was not in use among the Hakims at Lahore; it is said to be anthelmintic and purgative.

*Cyclam. Europ. radix* (I.)

**CYDONIUM MALUM**—The Quinces at Lahore are brought from Cashmere; and the seeds are much used by the Hakims.

*Cydon. mal. & semina* (I.) The latter; constipation. Tenesmus.

**CYNANCHUM-GENDVANGNOO**—grows in the Cashmerean hills, but is not officinal.

*Cynanchum extensum* (hairy flowered). Decoction of the leaves, is said to be a vermifuge.

**CYNARA SCOLYMUS**.—The artichoke grows in the gardens of Europeans at Lahore: it is not used medicinally.

**CYNARACEA DUB**—is a mountain-plant of Cashmere, and is officinal.

*Cynar. Dub lignum & herba* (I.)

\***CYPERUS LONGUS**—is officinal at Lahore.

*Cyper. long.* (I.) Diarrhœa. Vomiting.

**CYPERUS ROTUNDUS**—is officinal at Lahore; and often substituted by *Cyperus juncifolius*.

\***CYTISUS SCOPARIUS**—The tops of Broom are officinal at Lahore, as in Europe. *Scoparin* has been lately recommended as the best diuretic in dropsy.

*Cytis. scop. semina* (I.)

**DACTYLUS**—The fruits of *Phœnix Dactylifera* are brought from Mooltan to Lahore; but, they are neither so large nor so sweet as the Arabian dates. I was, probably, the first physician who experimented on the stone of the date, and found many virtues in it.

*Dactyl. nucleus* (II.) Erysipelas. Tenesmus.

\***DAPHNE MEZEREUM**, v. *Mexereum*.

**DAPHNE-SUNNERKAT**—grows in the Cashmerean mountains. The specimen I brought with me from Cashmere, not having the flower, the botanists of Vienna could not decide upon it further than that it is allied to *Daphne gnidium* & *Daphne oleoides*. It is essentially different from *Daphne cannabina*, from which, in Nepaul, a paper is manufactured, according to the Chinese manner. (v. *B. Disp.* p. 531.) The bark of the Spurge-Flax (*Daphne Gnidium*) introduced into the ears produces a serous discharge; macerated (steeped) in vinegar for about an hour before using it, and, afterwards, applied (renewing it in winter once, in summer twice a-day) is said to produce a local serous exudation, without excessive irritation or

blistering; and is recommended chiefly in chronic rheumatism, gouty affections, paralysis, &c. In France and Russia it is used in Ophthalmy. May not *Sunnerkat*, from Cashmere, have similar properties. (?)

*Daphne Sunnerkat.* (II.)

\***DARONICA.** *Doronicum scorpioides* Linn—is used by Arabian and Indian doctors. The Hakims administer it against palpitation of the heart, bites of serpents, flatulency, pain in the womb, &c. and the Hindoos believe that if but worn next the skin, it will facilitate delivery. See Vol. I. p. 84. *Strychnos Faba St. Ignatii.*

*Daron. radix* (I.) Costiveness. General debility.

**DATISCA CANNABINA**—is abundant in the valley of Cashmere. The bark of the root of this plant is used there as a dye.

*Datisca. Cannab. radice cortex & semen* (I.) The former: Dryness of the tongue. Inflammatory swellings. Pain in the knee. Toothache. The latter: Syphilitic ulcer.

**DATURA MARTIS.**—A combination of iron and daturine, I use under the denomination *datura martis*. When a solution of sulphate of iron (green vitriol) is added to an infusion of the prickly apple-seeds (I used *semina Daturæ Fatuosa*) a precipitate is the result, which, when dried, is the above-mentioned medicine.

*Datura mart.* (III.) Headache. Hemicrania.

\***DATURA STRAMMONIUM**—vegetates not in India; but, in its stead *Datura fatuosa & alba*, which have very similar properties, grow all over Hindostan. Their leaves, seeds and roots, are used by the natives. *Daturin*, see Tabacum.

*Daturæ flores, folia & semina* (II.) The former two, in a fresh state: Hemeralopia. The last: Vertigo, Convulsions.

\***DAUCUS CAROTA**, v. *Carota*

**DEALSING**—is the name of a certain Hindoo of the hills, from whom I obtained many of the mountain products of the lower range, and those which my experiments have not enabled me to ascertain fully, but which I may yet live to examine still further, I have retained under the appellation *Dealsing*—

The following roots, obtained from Dealsing, I used as medicines of the (I.)

Dealsing's root for Fever, v. *Zornia*.

„ root for Fistula (of unknown origin). Colic. Syphilis.

„ root for *Sersum*, is supposed to be *Flemmingia*. Dyspepsia with inflation. Gastric and Thoracic pain. Salivation with fever.

„ root for *Torkee*, v. *Indigofera linifolia*. *Haroonootia* a species of—probably, the root from *Agathotes Cherayta*? Cough.

DELPHINIUM GHAFES, v. *Agrimonia*.

DELPHINIUM PAUCIFLOBUM OF SIRMOOR? or, *Killingea monocephala*? (Piddington's Index plant.) or, *Balanophora Gigantea*? (B. Disp. p. 168.) What the Hakims call *Jedoar Khataie*, and the Indians *Nirbesi*, is, probably, the preceding.

The tuberous root, not exceeding an inch in diameter, somewhat resembles the water-nut in form; the outside is greyish, but the inner part is as blue as indigo; such as are not blue, are of an inferior sort. The genuine roots are imported from China. They are highly esteemed by the Easterns, who consider them excellent remedies against Cholera-morbus, and various animal and vegetable poisons. Sometimes, at Lahore, the genuine root can be had from the *Sadoos*, i. e. peddling druggists, who pretend that they bring it from Cashmere, whence it comes, by way of Thibet, from China; and they weigh it out against silver.

In Cashmere I could not find this root in the bazaars; but, received some, as a present, from a shawl-merchant.

*Delphin. paucifl. radix* (II.) Diarrhœa. Fistulous sores.

Pain in the bowels. Spermatorrhœa.

DELPHINIUM STAPHISAGRIA, v. *Staphisagria*.

DICTAMUS ALBUS—is administered by Arabian Hakims in Epilepsy, Intestinal Worms, and derangement of the monthly courses. This bark of the white dittany-root has long been banished European practice.

*Dictam. alb.* (I.)

\***DIGITALIS PURPUREA**—The Foxglove is known only to European physicians. What I first used, I had from Vienna; afterwards, I received fresh supplies from Agra and Calcutta. Injections of its tincture are recommended in hydrocele.

*Digital. purp. folia* (II.) Bleeding at the nose. Diarrhoea. Expectoration of blood, or of mucus.

**DIORITES**—is a green stone found in the bazaar at Lahore, where it is sold in pieces the size of peas. It is used as a color, mixed with lime, in painting their houses. It certainly deserves attention; as, by analysis, the constituent parts of it are found to be the same as those of *Sung e Busree*; (v. this article) which proved so efficacious in Cholera-morbus.

*Diorit.* (I.) Giddiness. Inflammation of the throat. Itching. Pain in the knee. Soreness of the mouth. Thoracic pain.

**DIOSCOREA SATIVA**—is a tuberous root, which, during the cold season, is found in the vegetable bazaars at Lahore. Notwithstanding it is used as a culinary vegetable only, it has, like potatoes, &c. its peculiar acrimony, which is dissipated by boiling; but, in its raw state, it has proved an efficacious remedy.

*Dioscor. sat.* (I.) Tenesmus.

**DIOSMA CRENATA**—is unknown to the Hakims; consequently, the leaves denominated *Folia buku* (in use among European physicians) not being procurable at Lahore, I had not the opportunity of making any experiments upon them.

**DIOSPYROS EMBRYOPTERIS**, v. *Embryopteris glutinifera*.

**DIOSPYROS MELANOXYLON**, v. *Ebenum*.

\***DIPSACUS FULLONUM**. *Virga pastoris*—grows in the valley of Cashmere, but, is neither officinal there, nor at Lahore.

**DJENDALOO**—is a root from the Himalayas, on which I experimented, without knowing what root it was.

*Djendaloo* (I.)

**DODEE** is a well-known remedy in the Punjab. It is composed of red-rice, peeled sweet-almonds, white poppy-seeds and sugar—very palatable, and useful in dry cough.

**DOLICHOS PRURIENS.** *Mucuna pruriens. Siliqua hirsuta*—grows at Lahore, though not so luxuriantly as on the mountains, whence I received my yearly supplies. The beans are officinal at Lahore. In Europe the doctors administer the hairs covering the pods, which, by their mechanical irritation, destroy and expel intestinal worms.

*Dolich. Faba, Particulas hirsutas* (hairy particles) & *Succus recens*, or, juice of the fresh pods (I.)

The first: Calculi. Dysury. Impotency.

**DOLICHOS UNIFLORUS**—is called by the natives *Cooltie* (Horsegram) and is cultivated in the Punjab.

**DOODEEA**—is a root from the hills, on which, without knowing what it really was, I made a variety of experiments.

*Doodeea* (I.) Dysury. Syphilitic boils.

**DOREMA AMMONIACUM**, v. *Ammoniacum*.

\***DORONICUM SCORPIOIDES**, v. *Daronica*.

**DRACOCEPHALUM ROYLEANUM**—is cultivated all over India. The seeds of this plant are officinal, and are used by the natives, from which they prepare a mucilagenous, cooling beverage.

*Dracoceph. Royle. semina* (I.)

**DRACONIS SANGUIS**—is the well-known resin from *Calamus Draco*, imported from the Archipelago of India. In Europe, dragons-blood is chiefly used in the preparation of varnishes; the Eastern doctors, however, administer it internally, against diarrhœa and hæmorrhages, and externally in recent wounds.

*Dracon. sangu.* (II.) Burning in the stomach (Pyrosis).

Dysury. Ague.

**DRYABALANOPS CAMPHORA**, v. *Camphora*.

\***DULCAMARA** (*Solanum*)—is not officinal in Arabia nor India. What I used, was from Europe; partly the essence, partly the tops and the leaves of the plant.

*Dulcam. cacumina & tinctura* (I.) The former: Nausea. Vomiting. The latter: (Alternately with Arsenic) Glanders.

**EBENUM**—Ebony wood is used medicinally, but only by the Hakims, who apply it in an impalpable powder, to ulcerations



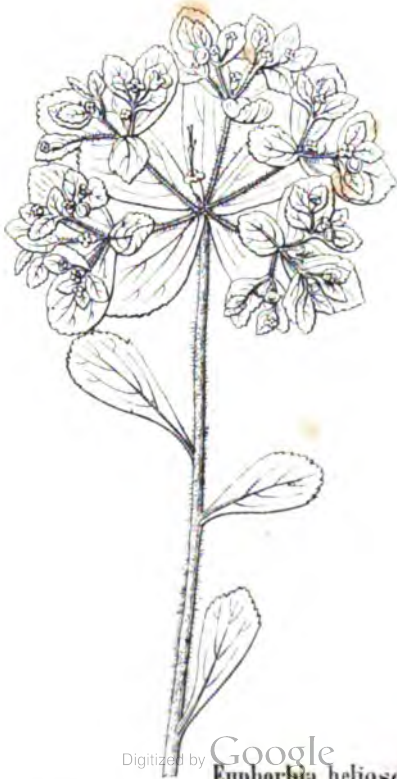
*Embryopteris glutinifera.*



*Eugenia Jambolina.*



*Euphorbia Agraria*  
(aff. spec.)





of the cornea, and recommend it, internally, with black pepper, in dysentery.

*Eben. lignum* (I.) Diarrhœa. Expectoration of blood.

ECHINOSPERMUM GLOCHIDIATUM, *Alph. D. C.*—vegetates plentifully in the valley of Cashmere; but is not officinal.

ECHITES ANTIDYSENTERICA, v. *Nerium antidysentericum*.

ELATERIUM. *Extractum Elaterii*—is used by European physicians only; that which I administered in Lahore, was probably prepared in England, as I obtained it from Agra.

*Elater.* (II.) Intestinal worms.

ELEAGNUS ANGUSTIFOLIUS; *E. Sinjid* Royle—is a tree, which grows in the mountains, as well as in the valley, of Cashmere; but medicinally, it is little used by the natives. The ripe berries are eaten by the mountaineers. I administered the leaves and the unripe fruit together. The oil from the seeds, with syrup, as a linctus, has been recommended in catarrhal bronchial affections.

*Eleagn. folia & fructus immaturi* (I.) Fever. Opacity of the cornea. Itching.

ELECTRICITAS—is recommended in amenorrhœa.

ELECTEUM, v. *Succinum*.

ELEMI GUMMI—is not officinal at Lahore.

ELETTARIA CARDAMOMUM, v. *Cardamomum*.

EMBELIA RIBES; *E. robusta*—its fruits are officinal at Lahore, and are administered as vermifuge, etc.

*Embel. Ribes semina* (I.)

EMBLICA OFFICINALIS, v. *Myrobalanus Emblica*.

EMBRYOPTERIS GLUTINIFERA, *Diospyros glutinosa*, *D. Embryopteris*—is a tree growing at Lahore as well as in Hindostan. The fruit, which is from one to two inches in diameter, contains an astringent juice (60 per cent. pure tannic acid). The bark has been used in the treatment of intermittent fevers.

*Embryopt. folia* (I.) Spinal pains.

*Embryopt. fructus* (I.) Impotency with spermatorrhœa. Soreness of the mouth.

*Embryopt. semina* (I.) Colic.

\***ENULA HELENIUM**, v. *Inula Helenium*.

**EPIDENDRON**. *Epithymum Cuscuta*, v. *Cuscuta*.

**ERGOTINE**, v. *Secale cornutum*.

\***ERYVUM LENS**, v. *Lens*.

\***ERYNGIUM CAMPESTRE**—vegetates in Cashmere and Cabul as well as in Europe; but, it is not officinal anywhere. Formerly, the root of eryngo was used in Gonorrhœa, suppression of the menstrual discharge, visceral obstruction, and was deemed aphrodisiac. The alkaline salt of the ashes is recommended in hæmorrhoids.

**EUGENIA JAMBOLINA**. *Calyptantes Jambolana*, Royle—its fruit is plentiful at Lahore, and the natives are fond of it.

*Eugen. Jambol. tinctura* (I.) I prepared from the juice of the fresh bark. Spinal pains.

*Eugen. Jambol. fructus* (I.) Bubonocele. Giddiness, with or without obscurity of vision.

*Eugen. Jambol. nucleus* (I.) Colic. Hernia.

**EUGENIA PIMENTA**, v. *Myrtus Pimenta*.

**EUPHORBIA AGRARIA** (*affinis species*)—grows in the mountains of Cashmere, where it is officinal. The root of this plant is, sometimes as thick as an arm, knotty, with boughs, and is blackish, whence the Cashmereans call it *the black Hirbee* (*Euphorbia*) and consider it the strongest of all other species (white, yellow, etc.) A man who had taken such a root out of the ground, not having observed the rule *to have the wind behind him*, got a swollen face, from the powerful vapors.

*Euphorb. Agr. radix* (II.) Diarrhœa. Dysuria. Eruption in Patches. Prurigo. Soreness of the lips, mouth, and throat. Spinal pains. Tenesmus.

**EUPHORBIA CASHMEREANA** *Tsok*, *Tsuk*—this root is of a dark-brown color, about an inch thick, and is officinal in Cashmere.

*Euph. Cashm. Tsok radix* (II.)

\***EUPHORBIA EPITHYMOIDES**, v. *Euphorbia verrucosa*.

\***EUPHORBIA HELIOSCOPIA**—vegetates in the gardens of Cashmere. The juice is very acrid and irritating. The seeds of this

*Euphorbia longifolia*



*Euphorbia tenuis*.



*Euphorbia verrucosa*





plant are officinal, and combined with roasted pepper are recommended in cholera.

*Euphorb. hel. semina* (II.)

**EUPHORBIA LONGIFOLIA** (*Euph. lucid. aff.*)—its yellow root is long and smooth, from about half an inch to an inch in diameter, and is called the *yellow Hirbee* (Euphorbia). This species is used at Lahore, as well as in Cashmere. The Cashmerean Jerahs apply it in fistulous sores, etc.

*Euphorb. longif. radix* (II.) Contortion of the facial muscles. Oppression. Pains in the feet. Soreness of the mouth.

**EUPHORBIA NERIIFOLIA**, *Euphorbia Tor*—grows in the Punjab and in the lower range of mountains. Its milky juice is employed internally and externally by the natives.

*Euphorb. neriifol. succus* (II.)

**EUPHORBIA TENUIS**—grows at Lahore, but is not officinal.

*Euphorb. ten. herba* (I.) Spinal pains. Thirst.

**EUPHORBIA THYMIFOLIA**—vegetates at Lahore, but, is seldom used. The natives call this plant *the greater milky one*, on account of its erect stalks and milky juice. The former creep along the ground. The juice of the stalks and flowers is said to possess violent purgative qualities. The leaves I used, both of this and of the above-mentioned, were not very acrid.

*Euphorb. thymifol. herba* (I.)

**EUPHORBIA TOR**, v. *Euphorbia neriifolia*.

**EUPHORBIA VERUCOSA**? or, *epithymoides*?—is known, yet little used in Cashmere, where this plant grows on the mountains. As its roots are white, they are called *the white Hirbee* by the Cashmereans, who distinguish each species of Euphorbia by the color of the roots. (v. *Euph. Agrar. & longifol.*)

*Euphorb. radix alba* (II.) Expectoration of mucus. Herpes. Œdematous swellings.

**EUPHORBIIUM (GUMMI)**—is officinal at Lahore, used externally only.

*Euphorb. gummi* (II.)

\*EUPHRASIA—vegetates on the hills and in the valley of Cashmere, but, the Hakims are ignorant of its properties.

*Euphrasia officinalis* (I.)

EURYALE FEROX—is a water-plant of Hindostan, where the natives use its farinaceous seeds, which are nutritious.

EVOLVULUS—is a plant which I received from the lower range of mountains. If it were *Evolv. Alsinoides* L.?

*Evolv. herba* (I.) Diarrhœa. Impotency. Tertian ague.

EXUVIÆ, v. *Serpentis exuviæ*.

FABA ST. IGNATII, v. *Strychnos faba Ign.*

FABARIA, v. *Pæonia corallina*.

FAGONIA ARABICA—is a thorny plant which vegetates plentifully about Lahore. Its small five-leaved flowers are blue.

*Fagon. Arab. herba* (I.) Hemiplegia. Obscurity of vision. Spermatorrhœa. Yellowness of the cornea.

\*FAGOPYRUM (*Polygonum*)—is cultivated in the Punjab, Cashmere, etc. and the seeds are used by the Hindoos on their fast-days.

FEL VITRI, v. *Vitri fel.*

FERRI SULPHAS, v. *Ferrum sulphuricum*

FERRUM. *Chalyps & martialia* — are much used by the Eastern doctors. They use oxydes of Iron internally. Artificial chalybeate waters are not drunk in the Punjab; nor have I heard that any natural exist among the hills in the vicinity; but, there are several sulphurous springs in the Himalaya mountains, which are esteemed for their efficacy. Tincture of sesquichloride of iron is recommended in erysipelas.

*Ferrum metallicum* or *carbonicum* (I.)

FERRUM BORUSSICUM, v. *Cyaneum Berolinense*.

FERRUM CARBONATUM, v. *Graphites*.

FERRUM HYDROCYANICUM, v. *Kali ferrocyanicum*

FERRUM SULPHURICUM. *Sulphas Ferri. Vitriolum Viride*—Sulphate of iron, or, green vitriol, is used both internally and externally, by the Hakims.

*Ferri sulph. Indici* (II.) Inflation.

FERULA ASA FÆTIDA, v. *Asa fætida*.

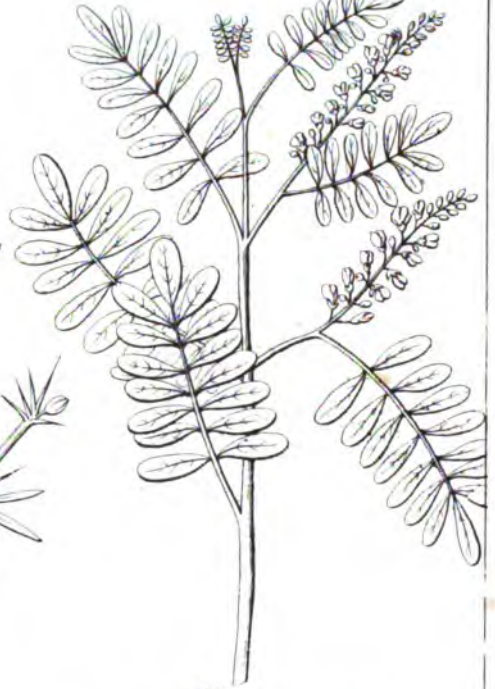
FICUS CARICA—is to be had everywhere. The figs of the



Façonnia Arabica.



Galega purpurea.



Geranium nodosum.



Punjab are very inferior to the Turkey figs. The seeds I used at Lahore were of the dried Cabul figs, which are superior to the former, but inferior to the latter. I give the preference to Turkey figs, imported into Europe from Smyrna.

*Fic. Caric. semina* (I.) Costiveness. Salivation.

**FICUS GLOMERATA**, *Ficus racemosa*—is cultivated in the gardens of Lahore, but is not used in medicine.

*Fici glom. fructus* (I.)

**FICUS INDICA**—vegetates in the Punjab, as well as in Hindostan. The native doctors use the milky juice of this magnificent tree, both internally and externally.

*Fici Ind. folia* (I.) Sore-throat.

*Fici Ind. succus recens* (II.)

**FICUS RELIGIOSA**—grows plentifully in the Punjab, as well as in Hindostan; but, medicinally, is very little used by the natives.

\***FILIX MAS** (*Nephrodium*)—is indigenous on the Himalaya mountains, and is reported to be in use there—its oil has been lately recommended to expel Tænia.

*Filic. mar. radix* (I.)

**FISTULARIA DEALSINGHII**, v. *Dealsing's Root for fistula*.

**FLEMMINGIA**, v. *Dealsing's root for Sersum*.

**FÆNICULUM PANMORIUM**—is cultivated in the Punjab, as well as in Hindostan. Both plant and seeds are similar to the European fennel, and are similarly used. The Hakims administer fennel-root or its seeds to promote the secretion of milk, the increase of urine, and to stimulate the menstrual discharge; they also give it in cases of flatulency, &c. The sweet seeds are much used by the inhabitants, both Musselmen and Hindoos.

*Fænic. radix* (I.) Inflammation of the axillary glands.

Nasal bleeding. Troubled vision. Ulcers (scrotal and syphilitic).

*Fænic. semina* (I.)

**FÆNUM GRÆCUM** (*Trigonella*)—is cultivated in the Punjab, the natives being fond of the green leaves of this plant, as a pot-herb. The seeds are used in medicine, and considered emmenagogue.

*Fænugr. semina* (I.) Pain in the arm.

\*FRAGRARIA VESCA—vegetates in the Himalaya.

FRITILLARIA CIRRHOSA—is well known in Cashmere, where it grows; but it is not officinal.

*Fritill. cirrh. herba* (I.) Spinal pain.

FULIGO—soot-oil a substitute for juniper-wood oil (ol. cadicum); its application being recommended in variolous acne.

\*FUMARIA PARVIFLORA—grows among the corn in the Punjab, as well as in the lower range of the hills. This plant is officinal in the East, and is kept, like the fumitories in Europe, in a dried state. The Hakims, like European physicians, employ it in cutaneous diseases, internally and externally.

*Fumar. herba* (I.) Anorexia. Thirst.

FUNGUS IGNIARIUS. *Boletus igniarius. Agaricus chirurgorum. Agaricus querci*—is procurable in Cashmere; where the Jerals use its tinder (*agaric*) as in Europe, to stop bleeding from recent wounds.

*Fung. Ign.* (I.)

FUNGUS MORILLA, v. *Phallus esculentus*.

GAGERMING—is the bulbous root of a Cashmerean hill-plant, which is unknown to me. The meaning of the name given to this root is, in the Cashmerean language, *mouse-brain* (*gager* mouse and *ming* brain); it is somewhat like a dried little pear, but does not seem to be officinal, as I could not procure any from the Druggists in Cashmere. The man from whom I received a few roots, at Lahore, being absent, I could not learn whence he had them. As I discovered many interesting results from my administration of this medicine, I hope, on returning to that country, to be able to ascertain *what* it is. From the specimen I brought with me, European Botanists have failed in determining its derivation.

*Gagerming* (I.) Expectoration of blood. Hectic fever. Pain in the shoulder, arm, and knee. Trembling. Ulcers (endemic or syphilitic).

GALANGA—of India, some Botanists arrange with *Kæmpferia*; others with *Alpinia*; while the natives of Lahore are of opinion that the root of Piper Betle (*Pan ke jer*) is what

the Persians call *Koolinjan*, which is the Indian *Galanga*.

*Galang. radix* (I.) Syphilis.

**GALBANUM (GUMMI)**—is officinal at Lahore, as in Europe. The vapours of the gum, when burnt, are said to provoke the monthly discharges, to be able to produce abortion, and to drive away reptiles.

*Galban. gummi* (II.)

**GALEGA PURPUREA.** *Tephrosia purpurea*—is officinal at Lahore, and vegetates in the vicinity. The root of this plant is said to cure Dyspepsia, Lientery, and Tympanites.

*Galeg. purp. herba* (I.)

**GALENA.** *Plumbum sulphuretum*—there are various kinds of this ore in the Lahore bazaar; some indigenous, others imported. They are sold in lumps, or pulverized. (v. Antimonium.)

*Galena* (I.) Boils. Facial patches. Itching. Pustules.

**GALIUM APARINE**—a decoction of goose-grass is said to be a remedy in leprosy.

**GALLA.** *Gallæ Turcicæ.* *Gallæ quercinæ* (infectoriæ)—the gall-nuts are officinal both in Europe and Lahore.

*Galla T.* (I.)

**GAMBOGIA,** v. *Gutti gummi.*

**GARDENIA DUMETORUM.** *Randia dumetorum* (Posoqueria)—these nuts are officinal at Lahore, and in the neighbouring mountains, where they grow.

*Gard. dum. semina* (II.) Cholera-morbus. Rheumatic pain in the joints. Ulcers. Fistulas. Yellowness of the cornea.

**GENTIANA (RUBRA?)**—there is a root (from the hills or Persia) sold at the Lahore bazaar, which the Hakims believe to be the Gentiana used in Europe. Gentianine has been recommended as a substitute for Peruvian bark.

*Gentian. radix* (I.)

**GENTIANA CHERAYTA,** v. *Cherayta.*

**GENTIANA KURBOOA,** v. *Picrorrhiza Kurrooa.*

**GEOFFROYA VERMIFUGA**—its seeds have been lately recommended as anthelmintic.

**GERANIUM NODOSUM**—the root of this plant is officinal in

Cashmere, where it grows. See B. Disp. p. 254. "*Geraniaceæ*; none have been used in medicine, with the exception of one or two species, which are extremely astringent; remedies of this kind are so abundant in India, that it is unnecessary to introduce any from this order."—Remarkable passage!

*Geran. nod. radix* (I.) Inflation. Soreness of the mouth.

GEUM ELATUM WALL., *Geum humile* Walp.—the root of this plant, officinal at Cashmere, grows in the mountains as well as in the valley, and is one of the most valuable of remedies. See, the British *Flora Medica*, Vol. I. p. 37; "the root of *Avens* is astringent, tonic, and antiseptic, but it is undeservingly neglected in modern practice."

*Gei elati radix* (I.) Bleeding at the nose. Boils. Diarrhoea. Dysentery. Ophthalmia. Pleurodynia. Sore-throat. Swelling of the cervical glands.

GLACIES—application of a mixture of ice and salt, produces for two or three minutes insensibility of a part, and can in some instances be used instead of chloroform.

GLACIES MARIE, v. *Talcum*.

\*GLAUCIUM CITRINUM; *Gl. phœniceum* Crantz—the root of this plant, is supposed to constitute the *Mameeran* of the Eastern doctors. (v. *Mameeran*) *Glaucium* is a mountain-plant, bearing large round leaves; the flowers are similar to those of the corn-poppy.

GLINUS DICTAMNOIDES—this plant I received from the hills.

*Glin. dictamn. herba* (I.) Catarrh. Pain in the joints. Tenesmus.

GLYCERINE—(the sweet principle of the various oils) has been lately recommended in deafness.

GLYCYRRHIZA GLABRA, v. *Liquiritia*.

GMELIA ASIATICA—its root is officinal at Lahore.

*Gmel. Asiat. radix* (I.) Diarrhoea. Quotidian ague.

GOSSYPIUM HERBACEUM—this plant is cultivated all over the Punjab. What a wonderful thing *Cotton* is, in manufacture, in arts, and in medicine, is well-known. In scalds, burns, erysipelas, whitlow, &c. cotton is applied; but, the seeds of it, have never been fairly tested in medicine! An Emulsion of cotton-

*Glinus diclannoides*



*Grewia Asiatica.*



*Guilandina Bonduccella*



Digitized by Google  
*Hedychium spiratum.*





seeds, I believe to be an antidote to opium; and their oil (externally) to be useful in cases of poisoning from narcotics. The seeds of all the species, are said to furnish a nutritious substance.

*Gossyp. herbac. semina* (I.) Fever! Piles! (mucous or bleeding, with or without anal tumors)

**GOSSEPIUM FULMINANS**—as soon as I received at Lahore the recipe for gun-cotton I prepared some, and tried its properties.

*Gossyp. fulm.* (II.)

**GOULCHEEN**, v. Gulchin.

**GOURBOOTI** (*Artemisia?* or *Malvacea?*)—branches as thick as quills, having an epidermis or outer rind, as white as cotton. I received them from the lower range of the mountains.

*Gourbooti*, stipites (I.) Giddiness.

**GRANATUM (PUNICA)**—its fruit (*Malum Punicum*) pomegranate, as also dried apricots, raisins, grapes, almonds, pistachionuts, apples, pears, &c. are brought, yearly, by caravans, from Cabul to India, passing through the Punjab. The pericarp of the pomegranate is much used in tanning, and in dyeing yellow, and is, moreover, medicinally an astringent. The juice of the fruit is administered by the Hakims in atony of the stomach and liver, in violent fever, &c.

*Granat. (acidum) cortex radicum* (I.) Obscurity of vision. Restlessness with itching.

*Granat. flores, vel Balausta. Balanistum* (I.) Diarrhœa. Pain in the head of the femur. Peripneumonia. Thoracic pain with cough.

**GRAPHITES. Ferrum carbonatum**—its use in cutaneous diseases is known to European physicians only; the Eastern doctors never using percarburet of iron.

*Graphit* (I.) Soreness of the mouth.

\***GRATIOLA OFFICINALIS**—is unknown to the Eastern doctors; I had with me a supply of the tincture from Europe.

*Gratiol. tinctura* (II.) Inflammation or soreness of the mouth.

**GREWIA ASIATICA**—its fruit, or berries, are blackish and of a sweet astringent taste; they ripen in the beginning of the

hot season, when they are sold in the bazaar; the natives are fond of them, and also eat them salted. Their juice mixed with equal parts of proof spirit, constitutes—

*Grew. As. fructus tinctura* (I.) Cough. Itching and pricking, with a sensation of internal burning. Syphilitic pain, with swelling of the joints.

GRISLEA TOMENTOSA. *Lythrum fruticosum*—the petals are officinal at Lahore, where they are used as a dye, as well as a medicine.

*Grislea tom.* (I.) blind piles.

GUAIACI LIGNUM & RESINA—are not officinal at Lahore. The latter I procured from Agra. See Rob' antisyphiliticum.

*Guaj. res.* (II.)

GUIA KHUTAI—A Bokharian Hakim presented me with a hard, pitch-like plaster (on a small piece of red linen), which he pretended had been prepared in China, and which was capable of removing every kind of pain, simply by application. One and the same plaster serves for several cases. The form is square, three or four inches in diameter; each of them bears a Chinese seal. According to the assertion of the Hakim, its constituent parts are sweet oil and litharge; the latter, as an impalpable powder, is added to the former, when they are boiled and stirred incessantly, without the addition of any liquid (as additional liquid would form the well-known plaster of litharge, called *diachilon*) until the mass becomes burned black, and as thick as a plaster; it must be spread while warm on the small pieces of linen, and so preserved. The Bokharian doctor pretended that every pain, without exception, must yield to its application. It should be applied, as near as possible to the affected part; for instance, in headache, it ought to be applied on both temples, or, on the forehead; in earache, behind the ears; in carious toothache, a small piece should be put into the hollow of the tooth. It acts as a rubefacient, without blistering.

GUILANDINA BONDUCCELLA. *Cæsalpinia Bonduccella*—its nuts are used by the native doctors, as well as by the English

physicians in India. Their use, however, is almost restricted to agues. At Lahore we received them from the hills.

*Guil. Bond.* (I.) Acute eruptions. Enlargement of the spleen. Hepatic pain. Swellings (œdematous or syphilitic). Syphilitic ulcers of the fauces. Alternately with *Abrus precatorius albus*, in Syphilis.

**GULCHIN Goolcheen**—is a tree of Jemoo on the hills, whence I received some large leaves.

*Gulchin folium* (I.)

**GUMMI AMMONIACUM**, v. *Ammoniacum*.

**GUMMI ARABICUM**, v. *Arabicum gummi*.

**GUMMI GUTTI**, v. *Gutti gummi*.

**GUMMI TRAGACANTHÆ**, v. *Tragacanthæ gummi*.

**GUNDELIA ZULM SEMINA**, v. *Zelemicæ baccæ*.

**GUTTA PERCHA**—is a well-known and important article of commerce, recently much and variously used. It has been recommended as the best thing possible for decayed teeth. It may be softened in boiling water, and then pressed into the cleansed and dried hollow of the tooth; when it will presently harden and put a stop to the pain.

**GUTTI GUMMI**, *Gutta Gamba vel Gambogia*—is officinal at Lahore, as well as in Europe.

*Gutti gummi* (II.)

**GYPNUM SETSELAJIT**—a very fine kind of sulphuret of lime in small pieces, probably a product of Hindostan, which I purchased at Lahore from a Sadoo (peddling druggist).

*Gyps. Setselajit* (I.) Colic. Hectic fever. Lachrymal catarrh.

**GYPNUM SUNG JERAHUT**, *Sunge Jerah*—is an inferior kind of sulphuret of lime from the hills. I observed a specimen of calcareous spar from Delhi, at the Great Exhibition, bearing the name *Sung jurahut*, Hind. or *Suffed soorma*, Pers. The former is used by the Jerahs of Lahore as a styptic in wounds &c., the latter as a dry collyrium in Ophthalmies.

**GYPNUM ZERNIKGUDENTI**—is a superior kind of

sulphate of lime, brought from the hills to Lahore, where it is but seldom used by the Hakims, who pretend that the genuine drug is rarely to be had.

*Gyps. Zernik goudenti* (I.)

HEMATOXYLON CAMPECHIANUM, v. *Campechianum lignum*.

HALICACABUM, v. *Physalis Alkekengi*.

HARMALA RUTA. *Peganum Harmala. Ruta sylvestris. Corchorus capsularis*—grows plentifully at Lahore. The ruins of the old city are covered with this weed and *Asclepias gigantea*. The former (called *Hoormul*) is, at Lahore, looked upon as the plant devoted to the Pariahs (the inferior cast, the sweepers) yet, though a Sikh or Hindoo, would not touch *Hoormul*; the seeds are in common use among the natives, who therewith fumigate the rooms of the wounded. The natives fancy that a person suffering from any discharge, as hæmorrhoids, the monthly courses, &c. is *unclean*, and that the exhalation proceeding from such person may be prejudicial to the wound; therefore, it is customary, on the entrance of every stranger to strew a few grains of hoormul upon a charcoal fire. The natives (with the exception of Sikhs and Hindoos) use these seeds internally against weakness of sight and retention of urine.

*Harmal. flos & herba* (I.) Spinal pain extending downwards to the thigh and feet. Tormina.

HAROONTOOTIA—is an officinal root at Lahore, and probably all over the East. The Hakims use it, principally in combination with *mameera*, &c. as a dry collyrium in chronic ophthalmia. The root is not thicker than a quill, knotty, forked, and of a yellowish color.

*Haroontootia* (I.) Giddiness with obscurity of vision. Restlessness. Thoracic pain. Colic.

HAROONTOOTIA SPECIES DEALSINGII, v. *Dealsing's Haroontootia*.

HEDYCHIMUM SPICATUM—is a native of the higher regions of the Himalayas, on the road of Cashmere, namely on the *Peer Punjal*. The natives use but the root of this plant, and in veterinary medicine only. Its fragrancy, warm and aromatic

Hedysarum Alhaqi.



Heliotropium Europæum.



Hemidesmus Indicus

Digitized by Google  
Heracleum diversifolium



taste, lead me to suppose that it has many properties yet undiscovered. I had not the opportunity of experimenting upon it, but, recommend it to the attention of other physicians.

**HEDYSARUM ALHAGI.** *Alhagi maurorum*—grows at Lahore, and is officinal.

*Hedys. Alhagi herba* (I.)

**HEDYSARUM ? DEITERDANE**—its seeds are officinal at Lahore, and imported from the hills; they are whitish, and of the size of hemp-seeds; probably a species of *Hedysarum*.

*Hedys. (?) Deiterdane* (I.)

**HELICTERES ISORA**—officinal at Lahore, is a capsule twisted together like a screw. It is used internally as well as externally.

*Helict. Isora* (I.)

**HELIOTROPIUM**—grows in Cashmere, and is similar to our *H. Europæum*; but, it is not used in medicine.

\***HELLEBORUS ALBUS**, v. *Veratrum album*.

\***HELLEBORUS NIGER**—is not unknown to the Hakims, though not administered at Lahore. The root I used was from Calcutta. It is said, that the gently roasted root of hellebore (black or fetid?) has cured epilepsy.

*Hellebor. n. radix* (II.)

**HEMIDESMUS INDICUS.** *Periploca Indica.* *Asclepias Pseudosara*—grows in Hindostan. The root of this plant is much in use among the English physicians all over India; yet, in former years, I could not find it at Lahore, but had to procure it from Hindostan. In the Bengal Dispensatory, p. 456, I read—“our trials here have been numerous and satisfactory. Its diuretic operation is very remarkable. It also acted as a diaphoretic and tonic, and so increased the appetite, that it became a most popular remedy in our hospital. The taste and smell of the infusion are balmy and sweet, we have used it with the most decided benefit in numerous cases of the description in which sarsaparilla is generally given—and it has been also used in England, and very highly spoken of; indeed we consider the activity of this medicine to be much more decided than that of sarsaparilla itself.” If this be so, I would ask, how is it that this

drug is not extensively used in England? Its very name is not even mentioned, among the vast collection of medicines in the new *Pharmacopœia Londinensis* of 1851. The plant grows profusely in the British territory, and is sold very cheap in the bazaar of Calcutta—from five to ten pounds for a shilling?

*Hemidesm. Ind. radix* (I.) Gaseous eructation. Inflation. Syphilitic cutaneous diseases, as itching eruptions, etc.

HEPAB SULPHURIS, v. *Kali sulphuricum*.

HEPTAPHYLLUM, v. *Tormentilla*.

HERACLEUM DIVERSIFOLIUM—is officinal in Cashmere, where it grows in the mountains.

*Herac. div. radix* (I.) Syphilis.

\*HERBA SALSOLA KALI, v. *Kali Salsola, herba*.

HERMODACTYLUS AMARUS VEL SPURIUS. *Colchicum Illiricum, Royle*—vegetates in Cashmere, and flowers in spring, unlike the European *Colchicum autumnale*, for which it was once mistaken. The Bulb, or *cormus*, of the plant is officinal with the Hakims, who use it only externally (chiefly in arthritic pain), and administer the following *Hemodactylus dulcis* (the sweet one) internally—

*Hermod. amar.* (I.) Acute rheumatism. Colic. Diarrhœa. Vomiting.

HERMODACTYLUS DULCIS—is, I believe, mistaken for the root of *Iris tuberosa*. It was reported at Lahore, that this species is imported from Arabia. Both the bitter and the sweet Bulbs are extensively used by the natives, and by them only.

*Hermod. dulc.* (I.) Cardialgia. Giddiness with fever.

HERNIARIA DE ALSINGHI—I received from the lower range of mountains, where the root is probably used officinally; I could not ascertain if it was *Herniaria glabra* Linn., or another species.

*Herniariæ radix* (I.)

HIBISCUS ABELMOSCHUS, v. *Abelmoschus moschatus*.

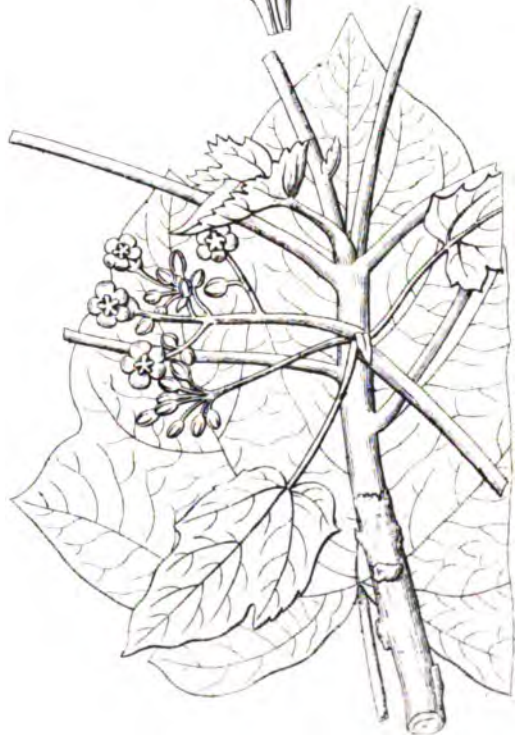
HIBISCUS TRIONUM—vegetates in Cashmere, is well known, but not administered medicinally.



*Mibiscus Trionum.*



*Hyoscyamus praaltus.*



*Hypericum perforatum.*



*Hibisc. Trion. herba* (I.) Prurigo.

HIRUNDINARIA, v. *Chelidonium* & *Vincetoxicum*.

HOLARRHENA ANTIDYSENTERICA & *Holarrhena pubescens*  
—its seeds, in appearance similar to oats, are officinal in the Punjab as well as all over Hindostan.

*Holarrh. antidys. semina* (I.) Headache.

\*HOLCUS SORGHUM. *Sorghum vulgare*—of modern botany, is indigenous in the East, and is cultivated in Europe also.

HOLCUS SPICATUS—is cultivated in the Punjab as food for man and beast.

*Holcus spic. semina* (I.)

HOLLOWAY'S PILULÆ—together with his Ointment, have gained a notoriety in Hindostan—principally among the Mahomedans. (See Vol. I. p. xii.) Some are of opinion, that these pills contain mercury; but from an analysis (performed at the University chemical laboratory at Vienna) it appeared that no mercury existed in their composition. Judging from the smell, taste and color, I believe them to contain some acrid medicine (as Croton-oil, Elaterium or Euphorbium mixed with aloe, myrrh and saffron. (See Turbith.) At Lahore, I made several experiments with these pills; and found, that when given in full doses, they proved a drastic purgative, which, administered at hazard, sometimes proved useful, but more frequently injurious. In a prepared state, *i. e.*, in diluted small doses, they had, like everything else, their peculiar properties; and these I have communicated in the columns of the preceding medical part.

*Hollow. pill. solutio* (I.) Scrotal itching.

\*HORDEUM—is cultivated in the Punjab, where the natives employ the decoction of barley (barley-water) as a refreshing beverage, useful in ardent fevers. Converting barley into malt, to make beer, is not practised at Lahore. See *Lupulus Humulus*.

HORMINUM, v. *Malvacea Todree*.

HOSSEN JUSSIF—is officinal in Lahore. It is a whitish seed of the smallest size, very likely to be mistaken for unripe poppy-seeds.

*Hossen Jussif semina* (I.) Fevers.

HOYA VIRIDIFLORA. *Asclepias volubilis*. *A. vomitoria*—is officinal at Lahore.

*Hoyae viridifl. herba* (I.) Soreness of fauces and throat.

\*HUMULUS LUPULUS, v. *Lupulus*, *Humulus*.

HYDEARGYRUM, v. *Mercurius*.

HYDEASTIS CANNADINENSIS—injections, made by infusing the root, have lately been recommended in Gonorrhœa.

HYDROCYANICUM, ACIDUM, v. *Acidum Borussicum*—Prussic acid is unknown to the Eastern doctors. Maharajah Sheer Sing having heard of this poison, procured a phial from Agra, probably for the purpose of poisoning his minister, the Rajah Dyhan Sing; but, on his Majesty's having been informed that I was aware of his having received the poison, he pretended that he had sent for it to try some experiments on dogs; and handed to me the phial, unopened. Very soon after, the enigma was solved, by their mutual destruction—whence the country received its grand, fatal blow. See Vol. I. p. 106.

Applications of diluted hydrocyanic acid have been recommended very lately, in different forms of ophthalmia. Half a dozen years back Prussic-acid was cried up as a cure for blindness. On the efficacy of this medicine in calculous diseases, see *Cerasum*.

*Hydrocyan. acid.* (III.)

\*HYOSCYAMUS NIGER—henbane I had growing in my garden at Lahore, from seeds I planted. The seeds are officinal with the Hakims. On the hills, as also in Cashmere, this plant vegetates abundantly. To judge from the Persian and Indian name of this seed, called at Lahore Ujwain Khorassanee, its original habitat is *Khorassan* (in Persia). *Hyoscyamus* (alternately) with *Aconitum* in Homœopathic doses, is said to be a good remedy in colic of horses.

*Hyoscyami nigri extractum* (III.)

*Hyoscyami nigri folia* (II.) Burning sensation at the soles. Convulsions. Pneumonia.

*Hyoscyami nigri semina* (II.) Dysury.

*Impatiens insipida*.



*Indigofera Anil.*



*Ipomœa cœrulea.*



*Ipomœa cuspidata*



HYOSCYAMUS PRACALSUS. *Belenia pracalsa* — grows at Lahore, but is not used.

HYPERANTHERA MORINGA, v. *Moringa Sohunjuna*.

\*HYPERICUM—a species nearly resembling *H. perforatum* is common in the Cashmerean mountains, but is not official. In Arabian medicine this plant is recommended to expel intestinal worms, to cure piles, prolapsus uteri et ani. In European practice St. John's wort was regarded as a mild stimulant, tonic, diuretic, emenagogue, &c. Externally, it was famed as a vulnerary and as a stimulant to limbs afflicted with chronic rheumatism. Concerning its effects in resolving swelling consequent on contusions, and dispersing ecchymosse, cleansing ill-conditioned ulcers, etc. (*See* Barton's British Flora.) The dried herb boiled in alum-water communicates a yellow, or yellowish-red color, to wool, silk, etc.

\*HYSSOPUS OFFICINALIS—is official at Lahore, and much used by the Hakims; the herb is introduced in Hindostan, probably from Arabia or Syria. The Hakims administer hyssop in toothache, cough, induration of the liver or spleen, uterine or vesical affections, etc.

*Hyssop. off.* (I.) Catarrh with fixed rheumatic pains.  
Headache. Pain in the temples with ophthalmia.

ICHTHYOCOLLA—was not official at Lahore, and I had to procure isinglass from Agra.

*Ichthyocolla* (I.)

IGNATIA AMARA, v. *Strychnos faba St. Ignatii*.

\*IGNIARIUS FUNGUS, v. *Fungus igniarius*.

\*ILEX AQUIFOLIA—some species of holly vegetate in India and Cashmere, but they are not administered by the natives. European writers state, that the berries are emetic and purgative. The root and inner part of the stem are considered emollient and resolvent, so also the viscid matter usually called birdlime applied to tumors, and to parts affected with gout. Ilicine (a bitter substance in the leaves) is recommended in ague.

ILLICIIUM ANISATUM, v. *Anisum stellatum*.

INDIGOFERA ANIL—is cultivated in some provinces of the

Punjab, but more for dye, than for medicine. See Vol. I. p. 167.

*Indigof. Anil herba* (I.) Inflammation of the liver.

INDIGOFERA LINIFOLIA—vegetates in the lower mountains of the Punjab. There, the root of this plant, is said to be officinal and to be used in febrile eruptions. It is Dealsing's root for Torkee.

*Indigof. linifol. radix* (I.) Salivation. Thoracic pain.

INDIGUM. *Pigmentum Indicum*—is a well-known blue coloring matter from India. See Vol. I. p. 72. Indigo is sometimes used externally, by the natives, but, internally very seldom.

In European medicine, it is considered as a sub-astringent; is administered sometimes in diarrhoea, and forms an ingredient in nervine baths. Indigo is used in Epilepsy: the following curious manner of employing it is practised in the Islands of the Grecian Archipelago:—Epileptics, during the fits, are wrapped in linen, recently dipped in a solution of Indigo, and then covered up warm in bed, so as to promote sweating. Might not this mode of stimulating perspiration be useful in paralysis, dropsy, cholera, rheumatic pains, etc.?

*Indigum* (II.) Quinsey. Thoracic pain.

*Indigo-nitrici acidum* (III.)

\*INULA HELENIUM—is not officinal at Lahore. Arabian writers recommend the elecampane-root as an expectorant in accumulations of mucus on the chest, and as a resolvent in indurations. The root I used, was procured from Agra.

*Inula Hel. radix* (I.)

INULA ROYLEANA (*I. Helenii aff.*)—grows in the Cashmirean hills; but, as the plant is considered poisonous, it is not used. I am of opinion, that important virtues lie hidden in it, and that it is well worthy of being experimented with.

INULA VISCOSA & *graveolens*—have been lately recommended as diuretics, useful in calculous diseases.

IODINUM—is unknown to the Eastern doctors, as it is but a late invention of European scientific men. It is indeed, one of the most important articles in arts and medicine, and new discoveries of its utility are made almost daily. It has recently been recommended



*Ipomœa dasysperm.*

*Justicia Nasuta*



*Kali Salsola.*



in epilepsy, acute abscess, and clysters for dysentery; injections into the peritoneal cavity in ascites. Iod (one scruple to half an ounce of alcohol) externally in nævus; and iodine-oil, is looked upon as a substitute for cod-liver-oil, the external applications of which, in spinal diseases, lupus, scarlatina, &c., are reported to have been useful. To avoid decomposition I never administered Iodine in combination with any fecula, such as the lozenges containing starch; but, in solution in almond-oil, to be taken in drops upon sugar.

*Iod. amygdalatum, vel Iod. amygdalarum oleum* (II.)

Syphilis. See *Zincum iodatum*.

**IPECACUANHA**—is known to the Hakims from their books, but it is not officinal at Lahore. What I used, I had from Europe. An infusion of this root has been recommended in dysentery.

*Ipecac. radix* (II.) Headache with giddiness, nausea or vomiting.

**IPOMŒA CŒRULEA.** *Pharbitis cœrulea*—the seeds of this plant are officinal all over Hindostan and the Punjab, with English physicians as well as among the natives. The former administer them chiefly as purgatives.

*Ipomœæ cœruleæ semina* (I.) Inflation.

**IPOMŒA CUSPIDATA**—is a creeping weed which I planted in my garden; the seeds I had from Calcutta; and I made several trials with this plant.

*Ipom. cuspid. folia* (I.) Pain in the right side.

**IPOMŒA DASYSFERMA**—the seeds of this plant I received from Hindostan, as an antidote to hydrophobia. It is called *K o o t a - k e - b e e n j*, i. e., the seeds for dogs. As I had not an opportunity of trying them in Hydrophobia, I made a variety of other experiments with them.

*Ipomœæ dasysp. semina* (I.) Bleeding at the nose.  
Night-blindness.

**IPOMŒA JALAPA, v. *Jalapa Convolvulus*.**

**IPOMŒA TURPETHUM, v. *Turpethum Convolvulus*.**

**IRIS**—excellent orris root is procurable in the Calcutta bazaars

under the name *Begbanopsha* Dr. Royle, supposes the *putchuk* root to be identical with the Indian orris root. A species of iris is cultivated in India. Its roots are used in the same manner as those of the Florentine kind. (Bengal Disp.) *Begbanopsha* and *Putchuk* root are imported from Cashmere. See *Crotus niger Cashmereanus*.

JACEA, v. *Viola tricolor*.

JALAPA CONVULVULUS—is officinal at Lahore, as well as in Europe.

*Jalapæ radix* (I.) Headache. Pain in the temples.

JALAPA MIRABILIS—is cultivated in the gardens of Lahore to please the eye. The roots and seeds are officinal with the Hakims, who ascribe great virtues to the former.

*Jalapæ mir. radix* (I.) Expectoration or vomiting of blood. Sensation of burning and pricking in the skin with pain in the joints.

*Jalapæ mir. semina* (I.) Intestinal worms.

JASMINUM OFFICINALE—is cultivated in the gardens of Lahore. The oil prepared with Jasmin flowers is used externally. The root of the narrow-leaved Jasmin, is said to be useful in ringworms.

*Jasmini flores* (I.)

JASPIS ALBIDUS USTUS—as well as

JASPIS NIGRELLUS USTUS—is used by the Hakims.

*Jasp. nigrell. ust.* (I.) Subsultus of the stomach. Syphilitic ulcers of the mouth and throat.

JATROPHA CURCAS—The seeds are seldom used by the Hakims at Lahore. They have lately been recommended in colic.

*Jatroph. Curc. semina* (II.)

JOUNCHA—TRIFOLIUM, Turkish, v. *Amarantus Jouncha*.

JUDAICUS, LAPIS—is more used than the preceding medicine.

*Judaic. lap.* (I.)

\*JUGLANS REGIA—walnuts are brought from Cashmere and Cabul to India. The Hakims consider them hard of digestion, noxious to the intestines, sometimes producing headache. The bark of the walnut tree, called *Dendaseh*, is used at Lahore

as a dentifrice, to clean and strengthen teeth and gums; also to give a redness to the lips. A twig of the tree, kept in a room, is recommended to dispel flies. The roots of the walnut-tree, laid bare and perforated, in the month of February, yields a copious juice, concerning which Etmuller says—the properties are truly wonderful; it relieves chronic pains of the teeth, even cures the gout, and affords an almost miraculous relief to those pains arising from stone or gravel, both when externally applied and when taken internally: in the latter mode, it carries off the cause of the disease by diuresis (Barton's Flora Medica). The bark of the root is stated to be rubefacient; and the inner bark of the stem, emetic. The sap of the walnut-tree is very rich in sugar.

*Jugl. reg. corticis tinctura* (I.) Impotency.

JUJUBA, v. *Zyzyphus Jujuba*.

\*JUNIPERI BACCÆ—are officinal at Lahore. It is true (as Dr. Royle states) juniper-berries come from Umritsir; but, they do not grow there; they are imported from the hills.

*Junip. baccæ* (I.) Fixed pains in the joints. Gout. Spermatorrhœa.

JUNIPERUS SABINA, v. *Sabina*.

JUSTICIA NASUTA. *Rhinacanthus communis*—the leaves of the white-flowered *Justicia* are officinal at Lahore, whither they are brought from the hills. The root is burned to charcoal, and used as an ingredient in gunpowder. This root, when fresh, bruised and mixed with lime-juice, is considered a sovereign application against ringworms and other cutaneous affections. (Ainslie.)

*Just. Nasut. flores* (I.) Colic. Costiveness. Diarrhœa. Dysentery. Inflammation of the ear. Specks of the cornea.

KEMPFERIA GALANGA, v. *Galanga*.

KEMPFERIA ROTUNDA, v. *Curcuma Zedoaria*.

KAKRASINGHEE, v. *Rhus Kakrasinghea*

KALI AKUND—*Kaliakand* is a root from the hills; the plant of which, I know not.

KALI BICHROMATUM — is officinal at Lahore, and the bi-

chromate of potash is, I believe, manufactured from chromate of Iron, in Hindostan.

*Kali bichrom.* (II.) Pain of the incisor teeth.

**KALI FERROCYANICUM.** *Potassii Ferrocyanidum*—Prussiate of Potash is unknown to the Eastern doctors. What I used, was from Agra.

*Kali ferrocyanic.* (II.) Fever. Excessive thirst.

**KALI HYDRIODICUM.** *Potassii iodidum*—hydriodate of potash, I had from Agra. It has been recommended internally in ascites, and with tar-water in chronic syphilis.

*Kali hydriod.* (II.) Diarrhœa. Pain in the joints, with sensations of burning and pricking.

**KALI HYDROCYANICUM**—the cyanide of potassium I used, was from Agra.

*Kali hydroc.* (II.) Obscurity of vision. Sciatica. Vomiting.

**KALI MINERALE.** *Sodæ carbonas* — is a product of the Punjab. When Soda, in its natural, unpurified state, is white, the natives call it *salt of soda* (sajee ke loon) and is that which I denominate *sal sodæ*. A few drops of solution of bicarbonate of soda, put into a pint of milk, will keep it some time from turning sour in hot weather.

*Kali min. & sal alcali minerale* (I.) Soreness of the throat.

**KALI NITRICUM.** *Potassæ Nitras*—is abundant at Lahore. A saturated solution of this medicine in hot water, has, of late, been recommended as a local application in rheumatic affections of the muscles or tendons.

*Kali nitr.* (I.)

**KALI OXYMURIATICUM.** *Potassæ Chloras. Chloras Kalicus* —is unknown to the Lahore doctors. I prepared it myself. It has been recommended in Aphthæ.

*Kali oxymur.* (II.)

\***KALI SALSOLA.** *Herba Salsola Kali (Sueda spec.)*—grows plentifully at Lahore, where it is officinal. The natives distinguish the two species as *male* and *female*, and, accordingly,

I speak of *masculinum* and *femininum*, when not viewed under botanical classification.

*Kali Salsola* (I.) Habitual headache with vomiting.  
Scalding urine. Spermatorrhœa.

KALI SULPHURICUM. *Hepar sulphuricum*—Sulphuret of Potash is not known at Lahore. I prepared it, and found it a very active medicine.

*Kali sulphur.* (II.) Acute rheumatic or gouty swellings. Croup. Hoarseness. Pain in the temples, with or without fever. Suppuration of all sorts.

KALI VEGETABILE, v. *Kali carbonicum*.

KANDULI (KUNDOOLEE) v. *Comelina*.

KARANJUE PAHAREE. *Verbesina?* - a spinous husk, which I received from the hills.

*Karanjue pah. folliculus & semina* (I.)

KEIKEILA—is an officinal, though unknown bark of a tree, used by the natives of Lahore.

*Keikeila* (I.) Dyspepsia. Obscurity of vision.

KEKOURA, v. *Momordica dioica*.

KINO GUMMI—what I used was from Agra, probably not the African, but the Indian. See *Butææ frondosæ gummi*.

*Kino gummi* (II.) Running from the eyes.

KIRKAT—a gum from the hills, officinal at Lahore, used against sore-mouth in children.

KNANTIA—probably allied to *Knantia montana & sylvatica*—is used in Cashmere, as a pot-herb.

KRAMERIA TRIANDRA, v. *Ratanhia*.

KEIS (KEES)—is a root of an unknown origin, used in Cashmere, in the process of dyeing *na fur manee* (ajacis?) also medicinally. It is, indeed, one of the most useful substances. The root I had as a sample, from Cashmere, was 4 inches in length, thick as a finger, knotty, fibrous, with some excrescences, having two barks, the outer very thin, like an epidermis, light brown, the other subjacent, not very thick, of a dark brown color; the root was white, and very hard;

odor slight, but agreeable; flavor bitter, aromatic, afterwards pungent on the tongue. The flower is said to be blue.

*Kris* (I.) Impotency.

KUNJEE or KHUNGEE, v. *Malva montana*.

KUNKOLMIRCH, KUNKOLMIRJ—is an officinal seed at Lahore and in Hindostan. In the hills, Kunkol is the name of *Eleagnus*; Mirch is the Hindoostanee name of *pepper*; therefore, it is natural to suppose, that this article is the berry, or fruit, of *Eleagnus*. The berries are of the size of small peas. The specimen in the Great Exhibition, which, according to Dr. Royle's report, had been sent from Dukhun, was not accompanied with a scientific name.

*Kunkolmirj* (I.) Diarrhœa. Sub-acute ophthalmia humida with opacity of the cornea.

LACCA IN GRANIS—is officinal at Lahore, being a product of the country; and is used in enlargement of the liver, dropsy, ulcers, &c. Gum-lac dissolved by a gentle heat in alcohol, does not irritate the skin, is adhesive, and is said to accelerate the union of wounds.

*Lacca in gr.* (II.) Costiveness. Lumbago. Pleuritic pain. Suppurating boils or scrofula. Swellings.

LACTUCA SATIVA—is cultivated in the Punjab. Lettuce seeds are officinal, and used in excessive thirst; also, in sensation of heat in the stomach. It is supposed that, by relaxing the genital organs, they diminish the spermatic secretion.

*Lactuc. sat. semina* (I.)

LACTUCARIUM—was unknown at Lahore until I communicated its narcotic qualities to Runjeet Sing. As the natives consider the lettuce plant and seeds to be cooling, they thought to have got a prize in this cooling narcotic; and my communication, when first made, produced a great sensation; but, on trying the lettuce-opium, they found that it did not answer their expectations; poppy-opium remaining superior in its intoxicating powers.

*Lactucar.* (II.) Bleeding at the nose. Pain in the joints.

LAGENARIA, v. *Cucurbita Lagenaria*.



LAGONICHIUM SPECIES, v. *Cassia* Karnub Nubtee.

\*LAMINARIA SACCHARINA—(spec.) is officinal at Lahore and in Cashmere. The fronds are procured from Thibet, where they are reported to grow in a salt-lake; but, some English physicians maintain, that they are brought from the Caspian Sea: whatever their origin may be, they are certainly very useful; owing, perhaps, to their abounding in Iodine; indeed they are administered in the very diseases, in which Iodine proves efficacious—as in the enlargement of the thyroid gland (goitre) and scrofula. The dried leaves look as if they were salted; some of them are many yards in length, and one or two inches in breadth. In the Indian Ocean, not far from the Cape, I saw, on our homeward passage, some sea-weed which somewhat resembled Laminaria in form. Our Captain (an Englishman) would not permit any passenger to keep such a weed in his cabin, pretending that its odor was injurious to health.

*Lamin. sacch.* (I.) Anorexia. Dyspepsia. Fever.

Ichorous and scrofulous ulcers, even in horses.

Lippitude. Oppression of the stomach. Soreness of the corners of the mouth. Substultus of the stomach. Tenesmus.

LAPIS ARMENIUS, v. *Bolus Armenius*.

LAPIS BEZOARDICUS, v. *Bezoardicus lapis*.

LAPIS CAUSTICUS ALCALINUS, v. *Causticum*.

LAPIS INFERNALIS, v. *Argentum nitricum fusum*.

LAPIS LAZULI, v. *Ultramarine*.

LAPIS MAGNES, v. *Magnetes, lapis*.

LAURUS CASSIA; *L. Culilawan*; *L. Malabatri*, v. *Cassia lignea*.

LAURUS NOBILIS—the berries are officinal at Lahore, and are, probably, imported from Arabia.

LAWSONIA INERMIS. *Lawsonia spinosa*, Linn.—the plant grows at Lahore, and its leaves are officinal all over the East. It is used as a medicine, as well as a dye. See Vol. I. pp. 4, and 167. Its root is, I believe, less used; at any rate, it is less used at Lahore.

*Lawson. in. folia* (I.)

**LEDUM PALUSTRE**, *Rosmarinus sylvestris*—is a well-known narcotic plant of Europe; not to be found, I believe, in the Himalaya mountains. Its misuse, like many drugs in England, is in the adulteration of beer.

*Ledum. pal.* (II.) Costiveness. Headache. Prurigo.  
Spinal pain. Subsultus of the stomach.

\***LENS** (*Ervum*) **LENS SATIVA**—is cultivated in Europe, and *Ervum hirsutum* in Hindostan and the Punjab. Its seeds (lentils) are much used, both on the continent and in the East, as a nutritious culinary vegetable. Nevertheless, they possess some valuable medicinal virtues, which formerly led to their use in Europe, medicinally. Tohfet ascribes to them detergent (cleansing) properties, in ulcers after small-pox.

*Lent. sativ. semina* (I.) Pain in the joints.

**LEONTICE LEONTOPETALON**, *Linn.*—it is said, is used in Thibet and Cashmere in washing shawls, without affecting their color. It has been recently stated, that the root of this plant is used in Turkey, to promote hæmorrhoidal discharges. Probably, in small doses, it may cure hæmorrhoids.

\***LEONTODON TARAXACUM**, v. *Taraxacum*.

**LEONURUS ROYLEANUS**—grows in the streets of the city of Cashmere, but is not appropriated to any use.

*Leon. Royl. fol.* (I.)

\***LEPIDIUM SATIVUM**—vegetates at Lahore, and is eaten not only by the natives but by Europeans also. Its seeds are officinal.

*Lepidii sat. herba* (I.) Asthma and cough with expectoration. Bleeding piles.

*Lepid. sat. radix* (I.) nebulous vision with syphilitic itching and pain. Soreness of fauces and throat.  
Tenesmus.

*Lepid. sat. semina* (I.)

**LEPIDIUM TARAMIRA**—is a variety of the former.

**LEPORINEUM**—is the essential part extracted from the hare. To produce it, a small quantity of fresh blood from a hare is mixed

*Leonurus*  
*Royleanus*.

*Leucas cephalotes*.



*Lunonia Laureola*.

*Lippia nodiflora*.



with an equal portion of proof-spirit; the mixture is then well shaken, for five minutes, and allowed to settle; afterwards, the limpid part is poured off and preserved in a well-closed bottle, which is put into a box, and carefully kept from the light.

*Leporin.* (II.) Expectoration of blood. Shifting pains.

**LEPUS TIMIDUS**—may be found all over Hindostan and the Punjab; but, in Cashmere, no hare has been seen. I purpose taking some thither, to see if the climate will agree with their nature. The hare of Hindostan is of small size. To this animal the Hakims ascribe a great many medicinal virtues; they use its rennet, bile, blood, hair, skin, teeth, and excrement. The rennet (*coagulum leporis*) they consider useful in epilepsy, hæmorrhages, spitting of blood, disorders of the *catamenia* (monthly courses) and bites of serpents. They preserve the blood dried on cotton; when wanted, it is put into water, for a few minutes, then stirred up and drunk; this mode of administration is specially recommended in asthma.

*Leporis sanguis* (I.)

**LEUCAS CEPHALOTES**—is an officinal plant at Lahore.

*Leuc. ceph. herba* (I.) Dry mouth. Vomiting.

**LEVISTICUM**, v. *Ligusticum*.

**LICHEN ISLANDICUS.** *Cetraria Islandica*—is not officinal at Lahore. I procured some from Agra. The bitter principle of Iceland-moss, is *cetrarin*, which can be separated by a very small quantity of lime, or carbonate of potash.

*Lichen Island.* (I.)

**LICHEN ODORIFERUS.** *Borreria asneh, Royle*—is, I suppose, a product of the Himalayas. It is officinal at Lahore. The Hakims administer it in disorders of the stomach, dyspepsia, vomiting, pain in the liver or womb, induration in the uterus, amenorrhœa, calculi, and nocturnal spermatic discharges.

*Lichen. odorif.* (I.) General pain all over the body.

Salivation or ptyalism. Soreness of the throat.

Toothache from caries or rheumatism.

**LIGNUM ALOE**, v. *Aloëwylon*.

**LIGNUM CAMPECHIANUM**, v. *Campechianum, lignum*.

LIGNUM EBENUM, v. *Ebenum lignum*.

LIGNUM SANCTUM—is not officinal at Lahore; what I used I procured from Hindostan.

*Lign. sanct.* (I.)

LIGNUM SANTALUM, v. *Santalum, lignum*.

LIGUSTICUM AJWAIN, v. *Ajouain*.

LIMONIA LAUREOLA—is officinal at Lahore and in Cashmere; it grows in the Cashmerean hills.

*Limon. Laur.* (I.) Hydrocele. Specks on the cornea.

LINGUA CERVINA, v. *Scolopendrium*.

\*LINUM USITATISSIMUM—is cultivated in the Punjab, as in Europe. The Hakims use linseeds in inflammations, tumors and swellings, internal or external. Orfila relates an instance of a lady, who never could be present where a decoction of linseed was preparing, without being affected (in the course of a few minutes) with a general swelling of the face, followed by fainting and a loss of the intellectual faculties; these consequences continued twenty-four hours.

*Lini sem.* (I.) Bleeding at the nose. Expectoration or spitting of blood. Œdematous swellings. Tenesmus.

LIPIA NODIFLORA—grows in the Punjab, mostly near the rivers in sandy places. The natives know the plant, but, very seldom use it.

*Lippiæ nodifl. herba* (I.) Ischury, and stoppage of the bowels. Pain in the knee-joint.

LIQUIDAMBAR STYRACIFLUA, v. *Styrax liquida*.

\*LIQUBITIA. *Glycyrrhiza glabra*—its roots and inspissated juice are officinal at Lahore; they are imported from Hindostan, Cabul, and Thibet (*viâ* Cashmere) and consequently are of different qualities.

*Liquirit. radix* (I.)

*Liquir. succus inspissatus* (II.)

LITHANTHRAKX. *Carbo fossilis*—coals, until lately, unknown at Lahore. I exhibited the first specimen of English coal, taken from a steamer at Bombay, twelve years ago, on which I tried

several experiments. The empyreumatic oil (containing creosote), which is obtained in the dry distillation of coal, is a well-known remedy in gout, paralysis, leucorrhœa, &c.

*Lithanthr.* (I.) Gastric spasm. Rheumatic pain of the neck. Soreness of the mouth, tongue, palate, and fauces. Quinsey with swelling of the neck.

LITHARGYRUM. *Plumbum oxydatum citrinum*—is officinal at Lahore. See Guja.

LITHOMARGE—of Surat, officinal at Lahore (called Padz uher suffed or Suffed zuhr mohra) is the white antipharmacum or antitoxicum of the Eastern doctors. The black or dark green Padz uhr v. *Bexoardicum minerale*.

LIXIVA CAUSTICA, v. *Causticum*.

LOCUSTA MIGRATORIA—swarms of this kind of locust are of frequent and troublesome occurrence at Lahore. It is a remarkable fact, that in the spring of 1835, when the dreadful Cholera-epidemic was raging at Lahore, and had just reached its height, a swarm of travelling locusts arrived there, and from that very day, the epidemic began to decrease. Both cholera and locusts came from the West, and went towards the East. I am of opinion that a particular wind, from the higher atmospheric region, brought them and removed them. Some Mussulmen at Lahore, eat this kind of locust. At Bassora, I saw them exposed in the market for sale; when their heads are taken off and salted, they are eaten by the Arabs. It is recorded, that during the famine at Mussul, the inhabitants dried and ground the locusts, which they then made into bread. As these insects feed on vegetables only, they have nothing repugnant in their interior. I made an essence of them, in the following manner:—I took off their heads, feet, and wings, triturated their bodies, and put the paste, with an equal portion of proof-spirit, into a phial, shook the mixture for a few minutes, and then let it stand to settle; I then decanted the limpid essence, and preserved it in a well-stopped phial, shut up in a box secluded from daylight.

*Locustæum* (I.) Bleeding piles. Thirst.

LOTUS, v. *Nymphaea*.

**LUFFA AMARA. CUCUMIS INDICUS. *Mormordica charantia***  
—is cultivated at Lahore, and prepared as a dish for the table. The form is that of a large-sized, long lemon, covered with excrescences. The taste is exceedingly bitter; but, when cut in slices and soaked in water, it loses some of its bitterness. The natives are fond of them, when prepared along with animal food.

*Luffæ am. extractum* (II.)

*Luff. am. fructus* (I.)

*Luff. am. semina* (I.) Cholera-morbus.

**LUPINUS ALBUS. *Phaseolus albus***—official, but not cultivated at Lahore. The Hakims use these white beans in internal heat, Indian Leprosy, etc.

*Lupin. alb.* (I.) Swelling of the parotid gland.

\***LUPULUS, HUMULUS. *Vitis Septentrionalis***—the dried strobiles or cones of hops, I had from Europe, as they are unknown in the Punjab. Hops have lately been planted at Dheyra Dhoon, and a brewery has been established at Mussoorie. On the well-known medicinal properties and uses of Hops I forbear descanting.

*Lupul. Hum. strobuli* (I.) Anorexia and subsultus of the stomach. Pain in the knee-joints. Ulceration of the thyroid gland.

**LYCIUM, v. *Berberis Lycium*.**

**LYCOCTONUM. *Luparia. Canicida. Aconitum Ponticum***—is said to be a deadly poison to wolves and the family of dogs generally. Probably this may be the best remedy against hydrophobia; it should be tried internally, as well as endermically, by inoculating with the active principle of this medicine, *i. e.*, to apply Lycoctonina on the wound, made by the rabid animal.

**LYCOPKEDON TUBER, v. *Tuber cibarium*.**

\***LYCOPODIUM**—is unknown at Lahore. I took both plant and tincture of the seeds (spores) with me, from Europe.

*Lycop. herba* (I.) Bloody urine. Cough. Giddiness. Headache.

*Lycop. tinctura seminum* (I.) Fever with pains.



Giddiness with obscuration of sight. Salivation.

LYTHRUM FRUTICOSUM, v. *Grislea tomentosa*.

MACIS—is a well-known spice, used also in medicine. The Hakims use mace to remove offensive breath, also to relieve atony of the stomach and liver, consumption, flatulency, etc.

*Macis* (I.) Pain in the foot. Salivation.

MAGNESIA—is known as a medicine by the natives of Lahore. I received a sample of carbonate of magnesia from a Joghee faqueer, which, according to his statement, was a product of the hills, namely, from Seidgooria, near Jemoo. The faqueer called it *Pabood*, and he distributed the article to his visitors as a medicine, to be used in every complaint, ordering some of the powder to be rubbed on the forehead, and over the painful part; also to apply some to the tongue, which is, I believe, the most effectual. By analysis, this article exhibits a very small quantity of iron oxide in combination with the carbonate of magnesia. See *Pabood*.

Magnesia calcined is recommended as an antidote to salts of Copper; and Ainslie adduces it as the best remedy in sporadic cholera, if given with warm water.

*Magnes. carb. Ind.* (I.) Diarrhœa. Headache. Inflammation of the mouth and throat. Dysury and obstruction in the bowels. Running from the eyes. Troubled sight, even incipient amaurosis.

MAGNETES, LAPIS—is used by the natives of the East, who (according to Tohfet) believe that by wearing a piece of loadstone next the body, delivery is facilitated. See Vol. I. p. 84, respecting Faba St. Ign.

*Magnet. lap.* (I.) Painful bleeding of the gums.

MAHEEROBEAN, v. *Crustacea*.

\*MAJORANA (*Origanum*)—is a well-known plant, used in the domestic and culinary arts. Sweet-marjoram grows in the Gardens at Lahore. Formerly it was used as an errhine (to provoke sneezing) as also in baths, fomentations, etc.

*Major. herba* (I.) Gripes.

MALUM PERSICUM, v. *Persica*.

MALVACEA? TODREE—there are three different kinds of Todree to be met with in the Lahore bazaar. The white, the natives say, are the seeds of *Polyanthes tuberosa*; according to Dr. Royle, of *Cheiranthus cheiri*; in the Bengal Disp. it is stated "Todree are seeds from *Malva sylvestris*." Dr. R. Seligmann says Tuderisch (probably the Arab name of *Towdree*) are seeds from *Sclarea Horminum*. I am of opinion that the white are what the natives assert them to be, i. e. seeds of *Polyanthes tuberosa*; the colored, whether yellow, red, or blackish, are the seeds from *Malva sylvestris*, as stated in the Beng. Pharm.

*Malv. Todree nigricans* (I.) Dryness or soreness and inflammation of the throat. Scalding urine.

\*MALVA MONTANA (*sylvestris*) *folia*—Khu'gee ke sag, or mallow-leaves, are officinal in the mountains, in Cashmere, etc. Its seeds are used by the Hakims in cough, and ulceration of the bladder.

*Malv. mont. fol.* (I.) Diarrhœa.

MAMEERA. MAMEERAN—are of two different kinds, in the Lahore bazaar, the one from Cashmere, the other from China, called *Khutai* (Scythea). The latter is officinal all over the East, being much used by the Hakims, who deem this root to be a specific in ophthalmies; but, they say, that the genuine drug is seldom to be met with; and this I believe, as it has many substitutes. (See *Chelidonium majus* & *Glaucium*.) Dr. Royle affirms *Ranunculus ficaria* or *ficaria* to be the plant from which the Cashmerean mameera is produced. Both sorts are used, in general externally, and in composition with other drugs, are applied to the eyes as a dry collyrium.

*Mameera Khutai* (I.) Diarrhœa. Headache.

MANDRAGORA (*Atropa*)—is now but very seldom used by Eastern doctors, but merits the attention of European physicians.

MANGANESE. *Manganum*—oxyde of manganese is used at Lahore, mostly in the fabrication of glass; and is imported from Jemoo.

MAGNIFERA INDICA—the mangoes are a sweet, balsamic,

delicious fruit of the East, abundant in the Punjab, and also growing on the lower range of the Himalayas. Those we had at Lahore in autumn, were from Mooltan (süd) and from the hills (nord); the former are not unfrequently as large as a fist, the latter small, like hen's-eggs; both sorts are very sweet. The mango-fruit has its corrective, that is, milk. The natives believe, that on eating half a hundred and drinking a cup of milk afterwards, digestion is rendered easy. In England, Milk is said to dissolve Oysters. In Hindostan a good dish is made from mango and milk. Conserves and pickles are also made of this delicious fruit, the rind of which contains an abundance of fragrant balsam, which ought to be extracted, and experimented upon medicinally. I restricted my experiments to the kernel.

*Magnif. Ind. nucleus* (I.)

MANNA—in the Lahore bazaar there are only two kinds of manna, both of which are imported from Persia *via* Cabul. The one is called *Shirkesh*t, the other *Tooroonjebün*. Besides these, I used the European *Manna Calabrina*, which I procured from Agra. The Hakims use Manna mostly as a purgative in combination with Senna, Cassia, etc. and administer it in pectoral and pulmonary affections, as cough, etc. also in vomiting, colic, uterine diseases, ischury, fevers, etc.

*Manna Calabr.* (I.) Pneumonia. Peripneumonia.  
Swellings.

MANNA HEDYSARI ALHAGI—or, *Tooroonjebün*. It is a very impure bitter, of a granular appearance and substance, mixed with the leaves and stalks of Hedysarum.

*Mann. Hed. Alh.* (I.) Costiveness.

MANNA PERSICA *SHIRKESH*T—is not *Manna Calabrina*, as many erroneously suppose; the form and taste of the two are quite different. *Shirkesh*t has the appearance of whitish accumulated sugary drops; some of the pieces are half an inch in length, very clean and pure, of a sweet odor, and agreeable taste; much esteemed by the natives.

*Manna Shirkesh*t (I.)

MANNA TEEGHUL—is what the *Sadoos* at Lahore

import from Hindostan, and sell by the name of Shukure Teeghal. In the Bengal Disp. p. 454, it is stated under *Calotropis procera* "A kind of manna named Shukr-ul-ashur is produced on this, or some nearly allied species, by the puncture of an insect called *Gultigul*, (Royle, Illustr. p. 275.)" It is a nest of the insect, of a whitish appearance, rough on the outside, but smooth within, about half an inch in length, of a hard texture, and earthy taste, insoluble in water. See Vol. II. Tab. 31, figs. 7, 8.

*Manna Teeghul* (I.) Boils.

MANTIS—Nest of mantis, or, Jackal's navel, officinal at Lahore. See Vol. II. Tab. 31. fig. 2, 3.

*Mantis Nidulus*, vel *M. oorum massula* (I.) Psoriasis tropicus.

MARANTÆ FÆCULA—Arrow-root is much used in Hindostan, and also at Lahore; it is the fecula obtained by washing the crushed or rasped root of different Marantaceæ, and may be regarded as a pure starch.

*Marant. fæcul.* (I.)

MARCASITA—Schist with iron pyrites is used by the natives in their alchemic researches. See *Bismuthum*.

\*MARRUBIUM ALBUM. *Marrubium vulgare*—vegetates in Cashmere, but, is not used. The tincture I administered was from Paris. The root of black horehound has lately been recommended in hydrophobia.

*Marrub. a. tinctura* (I.) Angina. Spermatorrhœa.

MARTIALIA, v. *Ferrum*.

MASTIX—is a well-known resin, which, in the East, serves as a masticatory. The Hakims administer mastic in stomach and liver diseases.

*Mastix* (II.)

MECCANI BALSAMUM. *Balsamum Meccæ vel Opobalsomum*—is officinal at Lahore; but, seldom to be found genuine.

*Mecc. bals.* (II.) Costiveness.

MECONOPSIS, v. *Stylophorum Nepalensis*.

MEIDECHUB, v. *Tetranthera*

*Meconopsis Nepulensis.*

*Melandrium triste.*



*Melia Azedarachta*

*Melia sempervirens*



**MELANDRIUM TRISTE**—is a plant of the Cashmerean mountains, but not officinal.

**MELIA AZEDARACHTA**, *Rob. Asedarachta Indica, Juss.*—grows all over Hindostan and in the Punjab. The leaves, bark, gum and fruit of this tree are used by the native doctors.

*Mel. Azed. folia* (I.) Diarrhœa. Hemeralopia and Nyctalopia. Pain in the knee. Spitting and vomiting of blood. Swellings.

**MELIA SEMPERVIRENS**. *Melia Bekain*—is to be met with in the Punjab. The leaves and fruit only are used. It is reported, that the wood is never attacked by vermin. See *Moringa Sohagnina*.

*Meliæ semp. folia* (I.) Colic.

*Meliæ semp. semina* (I.) Ague.

**MELILOTI CRETICÆ, OLEUM ÆTHEREUM**—is recommended as a carminative in colic.

\***MELILOTUS OFFICINALIS**—its seeds are officinal at Lahore, and are, probably, imported from Cabul.

*Melit. semina* (I.)

\***MELISSA CALAMINTHA**. *Melissa Anglica. Melissa Nepeta. Nepeta Agrestis*—are, all of them, one and the same; *i. e.* field calamint, or, spotted calamint. At Lahore its seeds are officinal, and are, probably, procured from Affghanistan.

\***MELISSA OFFICINALIS**—is officinal at Lahore; but, whether the plant is from Cabul or Cashmere, I could not ascertain. Balsamint is used in affections of the stomach, liver, and heart; *i. e.* in palpitation, anxiety, hypochondriasis; also in weakness of sight, obstructions, and diseases of the mucous membrane.

*Meliss. herba* (I.)

**MELLANA AMARULLA**—is an extremely bitter mollusk, which has recently been noted as a good medicine in dropsy.

**MELO, CUCUMIS**—is cultivated in the Punjab; its seeds are officinal, and are given in combination with other cooling seeds, as an emulsion, to promote the secretion of urine.

*Melon. sem.* (I.)

**MELOE TELINI**. *Milabris chicorei*—the blistering-beetle,

or, native blister-fly of East India, abounds also at Lahore. In their fresh state, or as an Essence with Spirit or Vinegar, they act more powerfully than the Spanish blistering-flies, containing more cantharadine than the cantharides themselves. The natives of Hindostan know their anti-hydrophobic properties, and use them in cases of bites of mad dogs. As a blistering agent they are not used, because blistering is not resorted to by the natives, who prefer the *cauterium actuale*, or burning with red-hot iron.

*Meloë Telini* (II.) Tinctura (III.)

MELONGENA, SOLANUM—is cultivated in Hindostan, Cabul, Cashmere, etc., as also in some of the warm countries of Europe, for culinary purposes. The Hakims ascribe to the fruit of the egg-plant the property of producing dyspepsia and constipation. It is also said, that it is noxious to persons attacked by the plague.

*Melong. semina* (I.) Headache. Inguinal pain. Soreness of the fauces.

MENISPERMUM COCCULUS, v. *Cocculus Menispermum*.

MENISPERMUM CORDIFOLIUM, v. *Menispermum glabrum*—its roots, stems, and fecula, are officinal at Lahore; the latter, called Set gilou, is, probably, the Palo of Bengal. See Beng. Disp. p. 199.

*Menisp. gl. caulis* (I.) Diarrhœa. Indian leprosy. Nasal bleeding. Pain in the shoulder. Scalding urine. Spermatorrhœa.

*Menisp. fœcula* (I.) Fever. Impotency. Spermatorrhœa.

MENISPERMUM HIRSUTUM—grows at Lahore, where it is officinal.

*Menisp. hirs. herba* (I.) Cardialgia. Diarrhœa.

\* MENTHA PIPERITA—this plant is not known in the East, only the peppermint essence is to be met with, introduced from England. This is much used by Mahomedans as well as Europeans.

*Menth. pip. tinctura* (I.) Dry mouth.

\* MENTHA SYLVESTRIS (aff. spec.) *Vena*—perhaps *Mentha*



*Methonica gloriosa.*



*Millefolium Achillea.*



*Mulgedium rapunculoides.*



Digitized by Google  
*Nardostachys Jatamansi.*

In  
ey  
ing  
the  
ies,  
ing  
by  
nith

bul,  
ope,  
the  
tion  
gue  
ore-

m-  
iter.  
See

oy-  
ling

orr-

is

ist,  
xon  
as

ra



*Royleana*, or, *Mentha viridis* of the Beng. Disp.? it grows in the hills of Cashmere, where it is officinal.

**MERCURIALIA**—preparations of mercury; only two, so far as I am aware, that are officinal with the natives of Lahore, both of them prepared in Hindostan; one is *Darshikna*, the other *Ruskupoor* (*Reshkupoor*). The former, which is but seldom used, is similar to our corrosive sublimate. The latter, which is a kind of submuriate of mercury or calomelas, is extensively used in syphilitic diseases. For their preparation, see Beng. Pharm. p. 342.

*Merc. Darshikna* (III.) Salivation.

*Merc. Ruskupoor* (II.) Alternately (M. and E.) with *Iod.* in almond-oil, syphilis acute and chronic; alternately with *Curcuma longa*, or *Ebenum*, chronic syphilis.

**MERCURIUS FULMINANS** (III.)

**MERCURIUS PRÆCIPITATUS RUBER** (III.)

**MERCURIUS SOLUBILIS HAHNEMANNI** (II.)

**MERCURIUS SUBLIMATUS CORROSIVUS** (III.) Pneumonia. Salivation.

**MERCURIUS VIVUS**—is to be met with everywhere, and is used by the natives as well as by Europeans, internally and externally. Mercurial salivation (from its external use, as an ointment) snatches a dysenteric patient from the grave (Ainslie). Mercurial inunctions are recommended in hydrophobia. Black sulphuret of mercury has been recommended in typhus fever.

*Merc. viv.* (I.) Swelling of the testicles. Ulceration of the mouth, fauces, and throat. In combination with *Croton T.* Syphilitic arthritis.

**MESUA FERREA**—its flowers are officinal at Lahore; and are brought from the hills.

*Mes. ferr. flores* (I.)

**METHONICA GLORIOSA**—its roots I received from the hills. They are long shaped, tuberculous, some of them not thicker than a finger, and remarkable for preserving their fresh and soft state for several months, without any change in the texture,

substance, or properties. Perhaps, they might prove a remedy in cholera-morbus, or in hydrophobia?

*Methon. gl. radix* (I.) Burning sensation and constriction in the throat. Impotency. Nasal bleeding. Spermatorrhœa. Thirst. Thoracic pain. Vomiting.

\*MEZEREI (*Daphne*) *cortex*—is not officinal with the natives of Lahore. That which I used, I had from Agra.

*Mezerei, Daphne, cortex* (II.)

\*MILLEFOLIUM (*Achillea*) *aff. spec.*—grows in Cashmere. What I used was the tincture, from Paris.

*Millefol. tinctura* (I.) Confused sight. Pain in the arm.

MIMOSA ABSTERGENS—its leaves are officinal at Lahore.

*Mimos. abst. folia* (I.) Dental-maxillary fistula. General pains. Soreness of the mouth.

MIMOSA CATECHU, v. *Catechu*.

MIMOSA FARNESIANA, v. *Acacia Farnesiana*.

MIMOSA PUDICA—its seeds I got from the hills; where, it is said, they are administered.

*Mim. Pud. semina* (I.) Sore-throat and hoarseness. Subsultus of the stomach. Toothache.

MIMOSA SENSITIVA LAHORIENSIS, v. *Sensitiva* (*Mimosa*).

MIMOSA SIRISSA—is officinal at Lahore. It is imported, in a powdered state, from Cabul. The Hakims use it in urinary diseases; as, in Gonorrhœa, &c.

*Mim. Sirissa* (I.)

MIMUSOPS KANKI & *Elenki*—its seeds are officinal at Lahore.

*Mimus. semina* (I.)

MINDERERI, SPIRITUS, v. *Ammoniacæ, acetatum*.

MIRABILIS JALAPA, v. *Jalapa (mirabilis)*.

MOMORDICA CHARANTIA, v. *Luffa amara*.

MOMORDICA DIOICA. *Momordica muricata*, Royle—its fruit is officinal at Lahore; in Hindostan its root; and is said to cure Hæmorrhoids and their concomitants.

*Momord. dioic. fr.* (I.)

MOMORDICA ELATERIUM, v. *Elaterium*.

MOMORDICA (Royle) *Gugervel Sycias?*—its fruit, the size of a walnut, is blackish, very light, of a rough and spongy texture and bitter taste, adherent to long stalks; it is reported to grow in lakes; as, in the Punjab, near Kanewan. It is officinal at Lahore.

*Momord? vel. Syc? Gugervel* (I.) Fever. General pains.

MORILLA (*Fungus*) v. *Phallus esculentus*.

MORINGA SOHANGNA (*Sohunjuna*). *Hyperanthera Moringa*—vegetates all over Hindostan, and in the Punjab also. I am of opinion, that the nomenclature of this Tree by Linnæus, *Guilandia Moringa*, has caused its confusion with the shrub *Guilandina Bonduccella*; for many scientific men have erroneously written, that the nuts called by the Arabs H u b - o o l - B a n, are the product of the tree. See Ben. Disp. p. 288. "The fruit (legume) of the *Moringeæ* is about a foot long; its almond is white, etc." In the Beng. Disp. p. 244, 245, I read, "There is much confusion in the names of the different *Melia* and *Azedarachta Melia* (*sempervirens*) B a k a y u n seeds are called H u b - o o l - B a n, and are considered emetic, laxative, and anthelmintic." The fruit of the *Moringa* (*Sohunjuna*) is administered by the Hakims in affections of the liver, and spleen, articular pains, tetanus, debility of nerves, paralysis, pustules, patches, Indian leprosy, &c. English physicians think its root is a good substitute for horse-radish.

*Moring. Soh. gummi* (I.) Carious toothache (the application). Hemeralopia.

*Moring. Soh. radix* (I.) Soreness of the mouth and throat.

MORPHIUM, v. *Opium*.

MORRHUÆ OLEUM, v. *Aselli Jecinoris oleum*.

MORRISONICA PILULA — are now less used in Hindostan than Holloway's pills. The constituent parts of the former are:

No 1. Equal parts of Aloes and cream of tartar, with a sufficient quantity of mucilage of gum arabic, to make them into pills.

No. 2. Gamboge two drachms, aloe three drachms, pulp of bitter apples (colocynth) one drachm, and cream of tartar four drachms, made (with syrup) into pills.

**MORUM**—is the fruit of *Morus*. The white mulberry-tree grows at Lahore. The black I saw at Cabul and Cashmere. The Hakims administer the fruits of these trees in cases of sore-throat, dyspepsia, melancholy, &c. Formerly, the bark was considered a purgative and vermifuge.

*Mori albi fructus albus*. (I.) Diarrhœa.

*Mori albi fructus niger*. (I.) Ophthalmia. Pleuritic pain in the left side.

**MOSCHATA, NUX.** *Nux myristica*.—Is everywhere used. The Hakims administer nutmeg in affections of the eyes, stomach, and spleen; also in ischury, herpetic eruptions, etc. It produces stupor, and is said to be an antidote against *nux vomica*.

*Moschat. nux* (I.) Headache. Internal burning heat. (together with hartshorn) Diarrhœa.

**MOCHUS MOSCHIFERUS**—is officinal at Lahore; but, I never saw the Chinese musk at any druggists in the Punjab. The inferior kind there used is from the hills of Cashmere, which is quite different in form, color, odor, and properties. Musk has been recommended in troublesome singultus. I used that of the Musk-deer I caught. See Vol. I. p. 54.

*Mosch. mosch. tinctura* (II.) Headache.

**MUCUNA PRURIENS, v. *Dolichos pruriens*.**

**MULGEDIUM RAPUNCULOIDES** (*varietas*)—is officinal at Cashmere, where it vegetates in the mountains.

*Mulged. cortex & folia* (I.) Eruption of papulæ and pustulæ.

**MUMIAI PERSICA, v. *Asphaltum Persicum*.**

**MURIATICUM, ACIDUM, v. *Natri muriatici, acidum*.**

MURINEUM--is the essential or effective part of the mouse. In former times, mouse-dung (*album nigrum*) was used in colic; but, were such a remedy required now, probably the essence made from their blood (*v. Leporineum*) might answer the purpose.

MUSENNA—(a species of *Juniperus*? Cairo; Pruner) young yellow bark, has been of late recommended (like the flowers of the Kosso tree) to expel Tœnia.

MUTELLA ANTIGUENSIS, *Linn.*—*Mutella Occidentalis* seems to be a different kind of the former. Beerbotie is a most beautiful scarlet velvet-colored insect, about the size of a large pea, but flattish; it is commonly found in rainy weather, in Hindostan and at Lahore. These insects are officinal, and are kept by the druggists. The native doctors use them against snake bites, and in colic of horses.

*Mutella Ant. Beerbotie* (I.) Salivation.

MYLABEIS CICHOREI, *v. Meloë Telini.*

MYRICA SAPIDA—its bark, imported from the hills, is officinal at Lahore and in Hindostan.

*Myric. sap. cortex* (I.)

MYRISTICA MOSCHATA, *v. Moschata, nuw.*

MYRISTICÆ ARILLUS, *v. Macis.*

MYROBALANUS—Myrobalans of all kinds are officinal with the Hakims, who generally administer them in stomach and intestinal diseases.

*Myrob. Bellerica* (I.) Accumulation of mucus with restlessness. Salivation.

MYROBALANUS CHEBULA—is used as gently laxative and astringent.

MYROBALANUS CITRINA, *vel Terminalia citrina*—is used similarly with the former.

*Myrobal. citr.* (I.) Head affection.

MYROBALANUS EMBLICA. *Phyllanthus Emblica*—is used in dyspepsia, and in hæmorrhoids; also to strengthen the growth of the hair, and to blacken it. I am convinced, that this fruit is one of the best of remedies; and I regret that it should now be administered only by the natives of the East—for,

unhappily, it has long been banished from European practice: I trust, however, that the time is not far distant when it may again be used by European practitioners.

*Myrob. Embl. fructus* (I.) Diarrhœa. Distension.  
Fistula. Gastralgia. Prolapsus ani. Troubled  
vision, etc.

**MYROBALANUS NIGRA**—is much used in Eastern pharmacy as a lenitive and cathartic. An excellent medicine, which, alas, has shared the like fate with the former!

*Myrob. nigr.* (I.) Diarrhœa. Giddiness. Headache.  
Piles with Gonorrhœa or Syphilis. Spinal pain.  
(Alternately *Iod.*) Enlargement of the spleen.

**MYRRHA**—is a well known gum-resin, officinal in the East, as well as in Europe. The Hakims use myrrh in mucous accumulations, pulmonary ulcers, chronic cough, induration of the liver, intestinal worms, and amenorrhœa; they maintain that it can cause abortion.

*Myrrha* (II.)

\***MYRTUS COMMUNIS.** *Myrtus Pimenta vel Eugenia Pimenta*—its leaves and fruit are officinal at Lahore; and are, probably, imported from Persia. The leaves are used, in cerebral affections, as epilepsy, etc.; also in flatulency, diseases of the stomach and liver. The fruit is administered in diarrhœa, hæmorrhages with burning heat, and in ulcerations which principally affect the lower parts, as the urethra, or womb. The reverse is—

*Myrt. baccæ* (I.) Acute thoracic pain. Asthma and  
Cough. Inflammation of the throat. Running  
from the eyes.

**NAJA TRIPUDIANS** *vel Aspis Naja*, v. Vol. I. p. 138.

**NARCISSUS TAZETTA**—its bulbous roots are officinal at Lahore, whither they are brought from Cashmere. *Pseudonarcissus* (daffodil) has been recommended in Epilepsy.

*Narciss. radix* (I.) Pain in the joints.

**NARDOSTACHYS JATAMANSI.** *Valeriana Jatamansi*—is an officinal root at Lahore, imported from the higher regions of the Himalayas. Its odor is pungent, not disagreeable, somewhat



*Nelumbium speciosum.*



*Nepeta Cataria.*



*Nepeta salviaefolia.*





similar to valerian. The tincture has been recommended as anodyne, antispasmodic, and nervine; in epilepsy, hysterics, dyspepsia, cardialgia, colic, delirium tremens, etc.

*Nardost. Jatam. radix* (I.) Dryness or inflammation of the mouth, tongue, and throat. Spinal pain. Thoracic pain. Vomiting.

NASTURTIIUM AQUATICUM, v. *Sisymbrium Nasturtium*.

NATRUM BILICUM—has lately been recommended in diabetes mellitus.

NATRUM MURIATICUM. *Chloride of Sodium*—at Lahore there are different kinds of salt, indigenous and foreign, used in medicine—white and black. The white I used, was the common culinary salt; large crystals, a product of one of the ranges of mountains in the Punjab. Besides this, I used the salt common in the jail at Lahore, which had a bitterish taste, consisting of lumps, easily to be crushed, in granular crystals. Salt is everywhere used as a condiment in dishes; and, as we are accustomed to it, it has no medicinal effects, in large quantities and combinations. (See Vol. I. Introduction, p. viii.) A dozen years ago, *Brandy and Salt* was a well-known remedy for various external and internal complaints; hæmorrhoids have been cured by it. *Muriatic acid* has lately been recommended in Asiatic cholera, chlorosis, dyspepsy, chronic affections of the liver and kidneys, dropsy, rheumatism, etc. A continuous use of it has produced salivation. Sea-salt is now said to cure ague.

*Natr. mur.* (I.)

NELUMBIUM SPECIOSUM—grows at Lahore and in Cashmere. Its flowers, which are abundant on the lakes, are used by the Hindoos in their religious ceremonies called *Pooja*. Every morning I saw, at Cashmere, vast numbers of these flowers, which had served in the rites of the *Pooja*, flowing down the river. Its boiled roots are eaten as a pot-herb by the natives; in Lahore they are called *Pe*, in Cashmere *Nadroo*. Nelumbium seeds are also employed as articles of diet amongst the natives of India; I believe they are the same kind of seeds as those from which the ancient Egyptians made a sort of bread.

*Nelumb. spec. flos* (I.) prepared in a fresh state proved a very useful remedy in dryness or pain of the mouth, tongue, and throat; also in syphilis of every description, acute or chronic.

\*NEPETA AGRESTIS, v. *Melissa Calamintha*.

\*NEPETA CATARIA—is an aromatic plant, recommended in dyspepsy with flatulency, especially in hysteric persons; its aphrodisiac effect on cats, is well known. *Nepeta pannonica affn.* is the Catmint which grows in Cashmere, and is officinal there as well as at Lahore.

*Nepet. pannon. aff. species* (I.) Salivation.

NEPETA SALVIEFOLIA — grows in Cashmere, but is very seldom used, and then only in the country, not at Lahore.

*Nepet. salviæfol. herba & radix* (I.) The latter: Gas-tralgia. Prurigo.

\*NEPHRODIUM FILIX MAS, v. *Filix mas*.

NERIUM ANTIDYSENTERICUM. *Wrightea antidysenterica. Echites antidysenterica* — a shrub common in many parts of Hindostan. Its seeds bear some resemblance to oats, and are officinal at Lahore. They certainly merit the attention of European physicians, as they possess many medicinal properties.

*Nerii antidys. semina* (I.) Distension or Colic, with Diarrhœa or Costiveness. Expectoration of mucus. Pain of anus, groin, spine. Vomiting.

NERIUM ODORUM—is cultivated in the gardens at Lahore, merely for its beauty. Its flowers, leaves, and roots, are officinal. The root of the hill-plant is much more violent than that of the garden, and in the hills is considered poisonous. Jealous women frequently have recourse to it; in fact, it is proverbial among the females of the hills, when quarrelling, to bid each other go and eat of the root of *Kaneer*.

*Nerii Odor. radix* (II.) Asthma.

NERIUM OLEANDER—is not officinal at Lahore. It is reported as being poisonous to most animals, but more especially to asses. What I used, was a tincture from Europe.

*Nerii Oleand. tinctura* (II.)

NICOTIANA & NICOTIN, v. *Tabacum*.

NIGELLA SATIVA—is cultivated all over the East, where its seeds are officinal, and where they are thought to stimulate the secretion of milk. The natives of Hindostan sprinkle them among woollen cloths, shawls, &c., as preservative against destructive insects. Fumigations from these seeds ought to be tried in Epidemics. See Vol. II. p. 18, *Nigella*.

*Nigell. sat. semina* (I.)

NITRICUM, ACIDUM—is officinal at Lahore. Native doctors, Hakims, and silversmiths, use nitric acid, which they distil (in earthen vessels) in a very simple manner from saltpetre and sulphate of iron, with or without alum. Nitric acid has lately been recommended in infantile asthma.

*Nitric. ac.* (III.) Orchitis.

*Nitro-mur. ac., vel Nitro-sal ammon. acid.* (III.)

NITRUM, v. *Kali nitricum*.

NUMMULITE *vel Nummuline*. Shudnuj udsee, Arab—officinal with the natives. They are lentil-shaped greyish pebbles, of various sizes, consisting of carbonate of lime and iron (with a nucleus of calcareous crystals, Royle). The Hakims administer them in eye-diseases, and ulcers.

*Numul. Shudnuj* (I.) Cough. Dysury. Impotency. Soreness of the lips and throat. Vomiting even of blood.

NUX COCUS, v. *Cocos nux*.

NUX MOSCHATUS, v. *Moschata nux*.

NUX POTATORUM, v. *Strychnos nux potatorum*.

NUX VOMICA, v. *Strychnos nux vomica*.

NYCTERIDEUM—is the essential active principle of *Nycteris* or *Nycterin* or *Vespertilio*. Having heard of the effects of this strange remedy, the Bat, I tried it out of curiosity; and am convinced that it has, as everything else in nature, its distinct properties. I kept notes of the results of my experience, and now give them a place in these volumes. This peculiar medicine I prepared in two different manners:

I. I mixed the fresh-blood of the Bat with an equal

quantity of Alcohol, shaking them for five minutes; I allowed the mixture to settle; then, decanted the fluid, and preserved the filtered essence in a well-corked phial, secured from daylight.

II. I roasted a Bat in sweet oil; the oil I mixed with an equal quantity of alcohol; shook them well together, and allowed the mixture to settle; I then poured off the essence, which I preserved in the same way as the former.

*Nycterid.* (I.) Fever. Pain in the forehead. Swelling of the glands.

\**NYPHEA ALBA.* *Nymphaea Lotus*—vegetates at Lahore and in Cashmere. Its flowers, seeds, syrup, and distilled-water, are officinal with the natives.

*Nymph. alb. semina* (I.) Cholera-morbus. Headache. Syphilitic ulcers of the mouth.

*OCIMUM ALBUM*—grows in Cashmere, where it is officinal, and at Lahore also.

*Ocim. alb. herba* (I.) Dysury. Inflammation of the throat. Nasal catarrh. Spermatorrhœa, with or without Impotency. Syphilitic arthritis.

*OCIMUM BASILICUM*—is cultivated in the gardens of Lahore and Cashmere. Its leaves are thought to affect the stomach, retarding digestion; therefore the Hakims make more use of its seeds.

*Ocim. Basil. herba* (I.) Colic. Stiffness with rheumatism.

*Ocim. Basil. semina* (I.) Gastralgia.

*OCIMUM PILOSUM*—grows wild at Lahore, where it is officinal.

*Ocim. pilos. herba* (I.) Transient patches, appearing after vomiting.

*OCIMUM SANCTUM*—is the sacred plant of the Hindoos, which they cultivate and venerate. Its seeds are officinal.

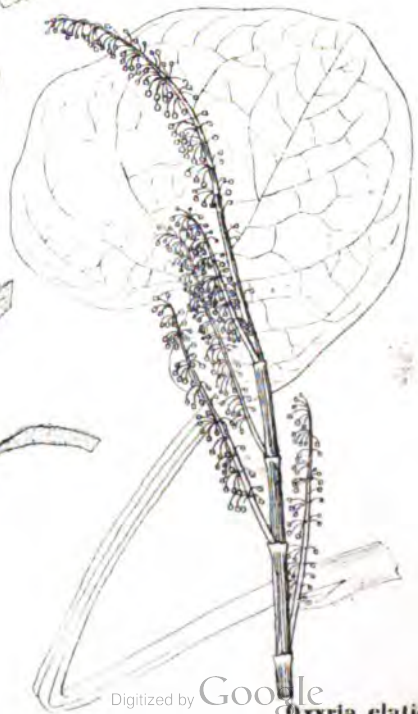
*Ocim. sancti radices* (I.) pain in the ear, with discharge. Pain in the shoulder and chest, with cough, or asthma.

*Ocim. sancti semina* (I.)

*OLEANDER (Nerium) v. Nerium Oleander.*

*Ocimum album.*

*Ocimum sanctum.*



*Onosma macrocephala.*

minute:  
 decant  
 ence in  
 f with a  
 together  
 covered d  
 ie way  
 Swell  
 Laber  
 d-vane  
 andacle  
 officinal  
 of the  
 lish or  
 labor  
 d-v  
 species  
 Oxyria  
 animal  
 ring  
 ped  
 re  
 in





**OLEUM ANIMALE** (*æthereum*) *Dippeli*—is an exciting empyreumatic oil, which stimulates the nervous system and the circulation, provoking sweat and increasing the urinary discharge. It has proved effective in nervous sciatica, and as a topic in lupus; it must be kept in a well-closed phial, in a dark place.

*Ol. anim.* (II.)

**OLIBANUM INDICUM**—is officinal at Lahore, and is used in hæmorrhages. *See* Terebinthina.

*Oliban. Ind.* (II.) Colic. Difficult deglutition. General pains. Pain in the groin.

**ONOSMA MACROCEPHALALA.** *Onosma Bracheatum*, *Royle*—is officinal in Cashmere, and grows plentifully on the Himalayas; namely, on the Hindokoosh, near the Punjab-road *via* Peembur to Cashmere. Flower-stem and root, are both of them efficacious and useful medicines.

*Onosm. macroceph. flores* (I.) Catarrhal sneezing. Giddiness. Prurigo. Shifting articular pain.

*Onosm. macroceph. radices* (I.) Psoriasis tropicus. Spinal pain.

**OPIUM PURUM**—is a product of the Punjab, and much used by the natives. *See* Vol. I. p. 157. It has been recommended in phrenitis, and typhus cerebro-spinalis.

*Morphina*, *Morphia* vel *Morphium* (III.) and its salts are heroic medicines which must be used with the utmost care. The case noted in this Vol. p. 55, *Morphina*, under the head *Opium*, leads me to suppose that a similar local application of this medicine, may be advantageously resorted to in nervous affections of the brain; as in narcosis, mania, syncope, etc. *Morphia* inoculation is said to have cured obstinate sciatica, itching on the genitals and other cutaneous diseases; as well as hemicrania, toothache, etc. In poisonings by opium, I consider the cotton-seeds a good remedy; the emulsion should be given internally and the warmed cotton-oil rubbed all over the body.

*Opii nitric. acidum* (II.) Dysentery.

*Opii sulph. sodæ* (II.)

*Opium purum, vel tinctura* (II.) Dysury.

OPOBALSAMUM, v. *Meccani balsamum*.

OPOFANAX—means, “a remedy for all diseases.” The Hakims use this gum-resin in uterine affections, flatulent colic, convulsions, discharges, indurations, etc.

*Opopan.* (II.) Anorexia. Dysentery. Headache. Pain from external violence. Pain in the umbilical region. Tenesmus.

ORCHIS CONOPICEÆ (*affinis species*)—vegetates on the Cashmerean mountains, but is not officinal.

\*ORCHIS MASCULA, v. *Salep*.

OREOSELINUM—is used in Greece, as a cataplasm prepared from the fresh plant, in urinary affections; as dysury and ischury.

ORIGANUM HERACLITICUM (*affinis species*)—is officinal in Cashmere, where it grows in the mountains.

*Origan. heracl. herba* (I.)

\*ORIGANUM MAJORANA, v. *Majorana*.

\*ORIGANUM VULGARE—grows in Cashmere; but is as little used there as in Europe. Its dried leaves are recommended as a substitute for tea; they act as a stomachic and emmenagogue.

OROBANCHE CRUENTA, v. *Cruenta Bertelotia*, which is not, however, the proper denomination.

ORYZA RUBRA—is cultivated on the plains of the Punjab as well as in Cashmere, and is an article of food with the natives.

*Oryza rubra* (I.) Diarrhœa.

OSSA SEPIÆ, v. *Sepiæ os*.

OVUM—Yolk, dissolved in warm water and sweetened with sugar, is a good substitute for milk to babies, and the pellicle of an egg (the fine inner skin) is recommended to be applied to superficial wounds.

OXALAS AMMONIÆ—is a well-known chymical preparation.

*Oxal. ammon.* (II.)

OXALICUM, ACIDUM. *Sal Acetosellæ*—is unknown to the Hakims at Lahore. I prepared my own.

*Oxal. acid.* (III.)

\**OXALIS CORNICULATA*—vegetates in Hindostan as well as in Cashmere, and is used like the European sorrel. An infusion of the small leaves is given as a cooling medicine in fevers.

*Oxal. corn. folia* (I.) Syphilis.

OXYMEL—is much used among the natives of Hindostan; both as a cooling draught and refreshing beverage in the hot season, in fever, thirst, etc. Occasionally, they add to the boiling vinegar and honey, a few leaves of mint, thereby improving both the flavor and effect. See Vol. I. p. 165.

OXYRIA ELATIOR—grows in Cashmere, and is used as an ingredient of the sauce, called *chutnee*.

PABUD. *Pabood*—in the Punjab and Cashmere, there are different kinds of white earths, which are used by the Hindoos, under the name of *Pabood*, in their religious ceremonies. The genuine, which I got at Lahore, was carbonate of magnesia combined with a very small quantity of oxyde of iron. (See Magnesia.) I received an inferior kind in Cashmere, which was a product of the hills; namely, from *Amernat*; this earth was carbonate of lime and magnesia, with very little oxyde of iron.

\*PAPAVER ALBUM. *Papaver somniferum*—is cultivated in the Punjab, and much used.

*Papav. capita et semina* (I.)

\*PAPAVER RHEAS—The Corn-poppy vegetates at Lahore as in Europe, wild—both in gardens and fields; it is but very little used, probably, because its properties are unknown.

*Papav. rh. flores* (I.)

PAPAVER SPINOSUM, v. *Argemone Mexicana*.

PAREIRA BRAVA (*Cissampelos*)—the root of this American plant was not known to the native doctors at Lahore. I received some from Agra. This medicine was formerly said to be an antisiphilitic; lately, it has been recommended against dropsy; being a tonic and diuretic, which diminishes the inflammation, irritability, and mucous secretion from the bladder.

*Pareir. brav. radix* (I.) Cholera-morbus. Pleuritic pain.

PASTINACA OPOPANAX, v. *Opopanax*.

**PASTINACA SECACUL**—is the *Shakakel misree* (*Sium Sisarum*, Ainslie) so much used by Eastern doctors; and not without reason; for this root is a very efficacious medicine. Dr. Royle thought it came from Cashmere to Hindostan; but I heard that it is imported from Egypt; and hence, probably, it is called the *Egyptian (misree)*.

*Pastin. Secacul radix* (I.) Bleeding or syphilitic Gonorrhœa. Catarrh. Coryza. Fever. Pain in the side.

**PATIS**, v. *Batis spinosa*.

**PAVIA**—is the fruit of a Cashmerean tree, similar to the Chesnut; it is officinal, and is recommended, externally, in rheumatism.

*Pavia* (I.) Hemiplegia.

**PEDICULARIS LABELLATA**—is a plant, which grows on the Cashmerean mountains, and is officinal in Cashmere.

**PEDICULARIS PUNJM OOL**—or, the five-rooted louse-wort, is officinal in Cashmere, where it grows among the hills.

*Pedicul. Punjmool radix* (I.)

**PEGANUM HARMALA**, v. *Harmala Ruta*.

**PELECANUS**—from the Pelican; the fat is officinal in the East, where it is recommended as the best emollient; it is used in contractions and paralysis. The genuine, however, is not always to be met with in trade, being often adulterated.

**PERIPLUCA INDICA**, v. *Hemidesmus Indicus*.

**PERSICA**. *Malum Persicum*—there are two different kinds of peaches at Lahore. The kernel, like hydrocyanic acid, is said to produce nettle-rash. The flowers of the peach are recommended as an aperient. On the calculi dissolving virtues of these kernels see *Cerasum*.

*Persic. nucl.* (I.) Fistula of the urinary bladder.  
Syphilitic fistula of the anus.

**PERUVIANUM, BALSAMUM**—is not officinal with the natives of Lahore. Ulcer phagedenic, healed by balsam of Peru (Ainslie).

**PETROLEUM**—is officinal, but little used by the Hakims at Lahore. *Petroleum Punjabinum* is a product of the hills on

*laris labellata .*

*Phaseolus aconitifolius.*



*Phaseolus radiatus .*



the west side of the Indus, called Tukt e Keisar near Banu & Tank; procurable in the bazaar of *Dhera Ismail Khan*. It is of a reddish color, limpid as spirit. At Lahore, I used this, and also another sort, which I had from Bombay.

*Petroleum* (II.) Epiphora. General pain, syphilitic or rheumatic. Prurigo. Rigidity of limbs.

\*PETROSELINUM—is now cultivated at Lahore. Parsley is used merely as a pot-herb. In England, it is administered for Gravel.

*Petrosel. herba* (I.) Hemeralopia. Thoracic pain, with or without asthma or dyspnea.

*Petrosel. semina vel tinctura* (I.)

PHALLUS ESCULENTUS. *Morilla* (*Fungus*) — Morels are imported from the hills into Lahore, but are very little used by the natives; and the English use them, not medicinally, but for culinary purposes. The Morels which are brought from the Hozara country, are large.

*Phallus escul.* (I.) Incipient amaurosis. Swelling of the parotid gland.

PHARBITIS COERULEA, v. *Ipomœa cœrulea*.

PHASEOLUS ACONITIFOLIUS—is cultivated in the Punjab, and serves for food. Its roots, as well as those of *Phaseolus radiatus*, are said, by Royle, to be narcotic.

*Phaseol. aconitifol. semina* (I.)

PHASEOLUS MUNGO—is cultivated in the Punjab.

PHASEOLUS RADIATUS—is a third kind, which, like the other two, is much used as food by the natives of the Punjab, and, probably, all over Hindostan.

*Phaseol. radiat. semina* (I.) Anorexia.

PELLANDRIUM AQUATICUM—is unknown to the native doctors of Hindostan; its seeds have lately been recommended in phthisis pulmonalis, asthma, expectoration of blood, bronchitis, catarrh, etc.

PHLOMIS FRUTICOSA—infusion, is said to be sudorific.

PHŒNICEA GUMMI—is officinal at Lahore, called *Hokmchil*. It is said, this is the inspissated juice of date trees, and is imported from Mooltan. The Hakims and Hindoo doctors use it,

dissolved in milk, in cases of wasting and debility of the genital organs.

*Phæn. gummi.* (II.)

PHŒNIX DACTYLIFERA, v. *Dactylus*.

PHOSPHORUS—is unknown to the Eastern doctors. Great care is necessary in using it. Phosphorus is recommended for the destruction of rats and vermin. For this purpose, it must be mixed with hogs-lard, made of a proper consistence, with flour and sugar, and flavored with the oil of aniseed. Phosphorus may be administered internally or externally in solution. Phosphate of lime (better phosphate of soda?) with cod-liver-oil have been recommended in scrofula and consumption.

*Phosphas sodæ vel natricus* (II.)

*Phosph. acidum* (II.) Pneumonia.

PHYLLANTHUS EMBLICA, v. *Myrobalanus Emblica*.

PHYSALIS ALKEKENGII—its fruit (*Halicacabum*) the winter-cherry is what the Easterns call *Kagnuj*. The English have given the name of *Kagnuj* to the *Physalis flexuosa*, or *somnifera*—or, is this the name of the plant in the lower parts of Hindostan, in Bengal? The winter-cherry is used by the Hakims as a diuretic, and in ulceration of the urinary bladder. It is said to be purgative, and is much used in veterinary medicine. The winter-cherry has long been abandoned in European practice, and is now regarded as useless.

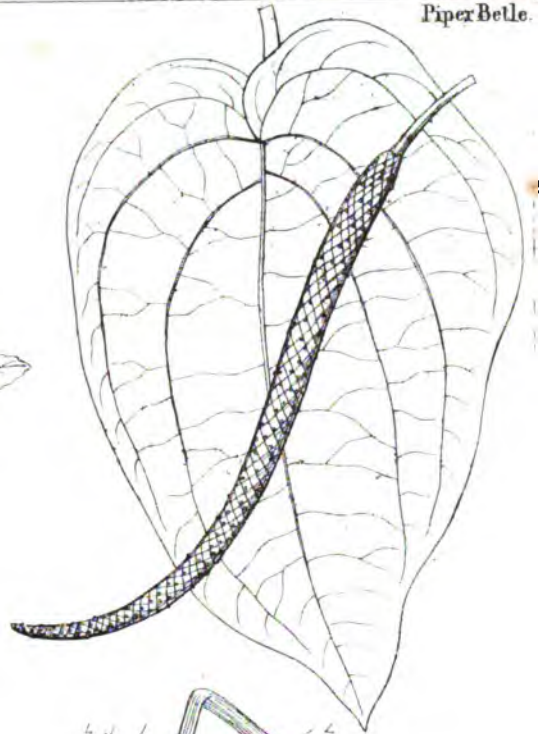
*Physal. Alkekengi fructus* (I.) is one of the best remedies in Hemiplegia! useful also in Pustules of the head, etc.

PHYSALIS FLEXUOSA. *Physalis somnifera*—grows among the ruins of the old city of Lahore. The Punjabees call the plant *ag send*—not, as stated by so many authors, as also in the Bengal Dispensary, *agend*. *Ag send* (*Usgund*) *Nagouri*, is a root officinal with the native doctors of the Punjab, and is imported from Hindostan. The seeds I used, under the name *Physalis flexuosa semina*, were not the seeds of the Lahore plant, but those which had been imported from Mooltan. They are kept by the druggists, who call them



Pterorrhiza Kurrooá.

Piper Belle.



Plectranthus aromaticus.



*Penir ke bij.* Piddington states that *Peniru* is *Physalis flexuosa*. *Penir* is the Persian name of cheese, and as these seeds are employed in the coagulation of milk, for making cheese, the derivation of its name is palpable. The plant which yields these seeds grows on the west side of the Indus river. The leaves, which are very bitter, are used as an infusion, by the *Loanis* in fever. *Galium verum*, Linn. was formerly used in Europe for the coagulation of milk. Its flowers are yellow; those of *Peniru* I know not. The fruit of *Physalis flexuosa* is accounted diuretic, and the root and leaves powerfully narcotic; the latter are used in India as a poultice to inflamed tumors.

*Physal. flex. Lahoriensis radix* (I.) Diarrhœa. Fever.

*Physal. flex. (?) semina* (I.) Diarrhœa. Inflammation of the mouth. Pain in the knee. Vomiting, bilious.

*PHYSALIS KAGNUJ*, v. *Physalis Alkekengi*.

*PICRORRHIZA KURROO A*—is the root of a plant which grows on the hills of Hindostan, as also in the Cashmerean mountains, and is much in use at Lahore; however, it is more employed in veterinary than in human medicine. I made extensive and satisfactory trials of its properties.

*Picrorrh. kurrooa* (I.) Acute sciatica. Diarrhœa.

Lichen tropicus. Swellings, etc.

*PICROTOXIN*—is said to be narcotic, increasing the animal heat, and to act on the spinal marrow, producing tetanus and opisthotonus. It is prepared from a decoction of *Cocculus Indicus*, by means of acetate of lead. The filtered liquid is cautiously evaporated to the consistency of an extract, which is then dissolved by alcohol, and evaporated to dryness. The addition of a little water will dissolve the coloring matter, and the silky needle-like crystals are formed. They are extremely bitter, soluble in water, alcohol, and ether.

*PIMBERI GUMMI*—is an officinal gum at Lahore, from Pimber, a village at the foot of the mountains on the Punjab-road to Cashmere. The natives call it *goond e folehl*. It is used like gum-arabic, and has a similar appearance.

*PIMPINELLA ANISUM*, v. *Anisum vulgare*.

**PINUS DEODARA**—grows in the Himalayas.

*Pin. Deodara semina* (I.)

**PINUS INDICA**—is said to possess many medical properties ; to cure debility of the nerves, apoplexy, paralysis, and dropsy.

**PINUS PINEA**—the kernels are imported from Cabul into Lahore and Hindostan.

**PIPER ALBUM & PIPER NIGRUM**—both are officinal at Lahore. If dried black pepper be macerated in water, the pericarp swells, bursts, and readily separates. White pepper is thus prepared, and being less acrid than the black, is preferable for culinary purposes, and is used by some chymists, for the preparation of piperin. (Beng. Disp.) Pepper with butter as ointment, is said to have cured favus.

*Piper. album* (I.) Boils. Crawling pain.

*Piper. albi tinctura* (I.) Impotency.

*Piper. nigr. tinctura* (I.) with *Gaillard. Bonducc.* Gonorrhœa ; with *Iodin.* Syphilis.

**PIPER ASPERIFOLIUM**, R. & P. (with opium and spirits of camphor) has lately been recommended in cholera.

**PIPER BETLE**, Linn.—its leaves are brought from Hindostan to Lahore, where they are kept in a fresh state, and always to be had in the bazaar, being much used by the natives in their famous masticatory, of which the constituent parts are—pieces of Areca-palm-nut and shell lime ; these are folded in a leaf of betel, and put at once into the mouth and masticated. This composition cleans the teeth, strengthens the gums and stomach, and dyes the lips and tongue in the peculiar manner so common among the natives of India. Many who are subject to dyspepsia find a palliative in this remedy. The root of Betel is said to be the *Galanga* of commerce. See *Galanga*.

*Piper. Betle folia* (I.)

**PIPER CUBEBA**, v. *Cubeba*.

**PIPER INDICUM**, v. *Capsicum annum*.

**PIPER LONGUM**—is well known, but not its properties ; therefore, long pepper is but little used. The Hakims ascribe to aphrodisiac properties.

*Piper. longi fructus* (I.) Bleeding from the gums.  
Catarrh. Coryza. Expectoration of mucus.

*Piper. longi radix et stipites radicia*, called *C h e e v e k*  
(I.) This latter : general debility. Soreness of the  
mouth. Vomiting.

PIPER NIGRUM, v. *Piper album et nigrum*.

PISCINEUM—is the essential part of fish. This new remedy well deserves the attention of medical men. I have seen great benefits result from its use, and discovered properties in it which I had not before heard of. Being cheap, and easily prepared, and not a disgusting thing, it ought to be generally used. I prepared it from equal parts of fishgall and alcohol; after having been well-shaken, I let it settle, and then, decanted the essence—which, like all those medicines which are prepared from animal substances, should be preserved, well closed, and shut up in a dark place.

*Piscineum* (I.) Colic. Heaviness of the head. Patches on the chest. Phrenitis. Swellings (hot or cold) even Hydrocephalus acutus. Thirst. Vomiting, etc.

PISTACIA LENTISCUS, v. *Mastia*.

PISTACIA TEREBINTHUS, v. *Terebinthus*.

PISTACIA VERA—pistachio nuts are exported from Cabul to Lahore and Hindostan. The nuts and the outer green pericarp of the shell are officinal, and to be had of the druggists at Lahore.

*Pistac. putamina* (I.) Fever.

PISUM SATIVUM, MAJUS—called *choral*, are brought from the hills to Lahore. This species of pea is cultivated for food only; but it has, notwithstanding, peculiar medicinal properties. It is said, that persons who have, from fatigue, slept in a field of those peas, have become paralysed from the mere exhalation of the plant.

*Pisum sat. Choral* (I.) Epiphora. Incipient cataract, or Amaurosis. Subsultus of the stomach.

PIX BURGUNDICA—with wax, made into pills, (one taken every morning) is reported to have cured hæmorrhoids.

The first part of the document is a letter from the Secretary of the Board of Education to the Board of Directors of the Board of Education. The letter discusses the Board's activities and the progress of the Board's work during the year. It also mentions the Board's plans for the future and the Board's appreciation for the support of the Board of Directors.

The Board of Directors

REPORT OF THE BOARD OF DIRECTORS

The Board of Directors of the Board of Education has the honor to acknowledge the receipt of the report of the Secretary of the Board of Education for the year ending June 30, 1911. The report is a most interesting and valuable one, and it is a pleasure to find that the Board of Education has done so much for the benefit of the community during the year.

REPORT OF THE BOARD OF DIRECTORS

The Board of Directors of the Board of Education has the honor to acknowledge the receipt of the report of the Secretary of the Board of Education for the year ending June 30, 1911. The report is a most interesting and valuable one, and it is a pleasure to find that the Board of Education has done so much for the benefit of the community during the year.

The Board of Directors of the Board of Education has the honor to acknowledge the receipt of the report of the Secretary of the Board of Education for the year ending June 30, 1911. The report is a most interesting and valuable one, and it is a pleasure to find that the Board of Education has done so much for the benefit of the community during the year.

The Board of Directors of the Board of Education has the honor to acknowledge the receipt of the report of the Secretary of the Board of Education for the year ending June 30, 1911. The report is a most interesting and valuable one, and it is a pleasure to find that the Board of Education has done so much for the benefit of the community during the year.

The Board of Directors of the Board of Education has the honor to acknowledge the receipt of the report of the Secretary of the Board of Education for the year ending June 30, 1911. The report is a most interesting and valuable one, and it is a pleasure to find that the Board of Education has done so much for the benefit of the community during the year.

The Board of Directors of the Board of Education has the honor to acknowledge the receipt of the report of the Secretary of the Board of Education for the year ending June 30, 1911. The report is a most interesting and valuable one, and it is a pleasure to find that the Board of Education has done so much for the benefit of the community during the year.

The Board of Directors of the Board of Education has the honor to acknowledge the receipt of the report of the Secretary of the Board of Education for the year ending June 30, 1911. The report is a most interesting and valuable one, and it is a pleasure to find that the Board of Education has done so much for the benefit of the community during the year.

The Board of Directors of the Board of Education has the honor to acknowledge the receipt of the report of the Secretary of the Board of Education for the year ending June 30, 1911. The report is a most interesting and valuable one, and it is a pleasure to find that the Board of Education has done so much for the benefit of the community during the year.

thes tuberosa.

Polygonum aviculare.



**Polygonum macrophyllum.**

Digitized by Google  
**Polygonum molle**

**PIX LIQUIDA**—tar is officinal at Lahore; it is prepared from a kind of Pinus in the hills; its constituent parts are—creosote, pyro-ligneous acid, and empyreumatic oil. It is mostly used in the cold season as an application to camels, when they are pestered with itching. Tar-water is still highly recommended by European physicians, as a beverage, in pulmonary phthisis and cutaneous diseases.

*Pix liquid.* (II.)

**PLANTAGO ISFAGULA**, v. *Psyllii semina*.

\***PLANTAGO MAJOR** (*latifolia*)—grows in the valley of Cashmere. I reared (from the seeds) the great plantain, at Lahore, but, at the beginning of the hot season, it dried up. The seeds of this plant, which are brought from Cashmere, are officinal with the Hakims.

*Plantag. folia & semina* (I.) Consumption. Enlargement of the glands. Expectoration, or, spitting of blood. Syphilitic inflammation of the mouth.

**PLATANUS ORIENTALIS**—grows in Cabul and Cashmere. The fresh leaves of the plane-tree, bruised and applied to the eye, are said to stop running of the eyes. The bark is recommended, boiled with vinegar, in diarrhœa, dysentery, hernia, and toothache.

**PLATINA**—is an unknown metal in the East. I had an homœopathic preparation of it from Europe.

*Platina* (I. Solution.)

**PLECTRANTHUS AROMATICUS**—is cultivated in the gardens at Lahore and in Hindostan.

*Plectranth. arom. fol.* (I.) Catarrhal discharge from eyes and nose, with or without fever. Soreness of mouth.

**PLUMBAGO ROSEA & ZEYLANDICA**—their roots are officinal at Lahore; where they are frequently found mixed together. As a blistering medicine they are not used at Lahore, but only in Hindostan.

*Plumbag. Zeyl. radix* (II.) Anorexia. Blind piles. Pain in the joints, with fever.



*Polyanthes tuberosa.*

*Polygonum aviculare.*



*Polygonum macrophyllum.*

Digitized by Google  
*Polygonum molle.*



**PLUMBUM ACETICUM CRYSTALLISATUM.** *Saccharum saturni*—is a preparate unknown to the native doctors of Lahore. Acetate of lead has lately been recommended against spinal irritation, carditis chronica, and angina; as a dry collyrium in ophthalmia; as a clyster in dysentery, and diarrhœa.

*Plumb. acet.* (III.)

**PLUMBUM METALLICUM**—is not used as a medicine; nevertheless lead has its own properties. Applications of carbonate of lead (white lead), mixed with linseed-oil, have lately been recommended in *burns* and *scalds*.

*Plumb. met.* (I.)

**PLUMBUM SULPHURETUM**, v. *Galena*.

**PNEUMONANTHE KURROO**, v. *Picrorrhiza*.

**POA LAXA** (*affinis species*)—is a kind of grass which grows in Cashmere, and is officinal there.

**PODOPHYLLUM EMODI**—grows in the mountains of Cashmere, and is officinal. I used both the leaves and fruit of this plant.

*Podophyll. folia* (I.)

*Podophyll. fructus* (I.) Costiveness.

**PRÆONIA CORALLINA**—is a product of Arabia. The Greek name of this root, *Fabania*, misled me in supposing this article *Fabaria*, the root of *Sedum telephinum*. The sample I had, was about two inches in length, one inch in diameter, and was broader at one end than the other. Galen says, that the strength of this root increases every year, that it stimulates the secretion of milk, provokes the catamenia, and bilious disorders, for which the Myrobalons are a corrective; he also says, that the round kind of root is the best.

*Præonia* (I.) Diarrhœa. Dysury. Expectoration of mucus. Thoracic pain.

**POLANISIA** (icosandria?)—grows at Lahore during the cold season. Its penetrating aromatic odor is agreeable.

*Polan. herba* (I.)

*Polan. radix* (II.) Lacrymal fistula.

**POLYANTHES TUBEROSA**—grows at Lahore, and on the hills. The natives say that its seeds are the white *Todree* of the

oriental bazaars, which, as also the other Todrees, Europeans suppose to be from *Malvacea*. Whatever they may be, they are effective medicines.

*Polyanth. tub. sem.* (I.) Eructation of acid. Hæmorrhoidal costiveness. Scalding urine.

POLYGALA SENEGA, v. *Senega*.

\*POLYGONUM AVICULARE—grows at Cashmere, and is there officinal. Its fruit is said to be emetic and cathartic. (Beng. Disp.)

*Polygon. avic. radix* (I.)

\*POLYGONUM BISTORTA, v. *Bistorta*.

POLYGONUM LINIFOLIUM. *Polygonum aviculare affinis species*—grows about Lahore, where it is well known, but little used.

*Polygon. linifol. herba* (I.) Bleeding at the nose. Enlargement of the liver. Scalding urine.

POLYGONUM MACROPHYLLUM—grows among the Cashmerean mountains, where its roots are officinal.

*Polygon. macroph. radix* (I.) Expectoration. Obscurity of vision. Pyrosis. Thoracic pain. Toothache with looseness of the teeth.

POLYGONUM MATRINJ GURÉE (*P. amphibium vel barbatum?*)—vegetates in Cashmere, and is considered as a veterinary medicine; whence its name, *guree* (horse).

POLYGONUM MOLLE—grows on the Cashmerean mountains, and its roots are officinal at Cashmere.

*Polygon. molle radix* (I.)

\*POLYPODIUM FILIX MAS, v. *Filix mas*.

POLYPODIUM SEKOUR—grows on the lower range of the hills, near *Jowalla mukkee*. Its dried roots are white, resembling slices of Pears.

*Polypod. Sekour radix* (I.) Colic. Inflammation of the throat. Rheumatic toothache.

\*POLYPODIUM VULGARE (*species*)—is officinal at Lahore, whither it is brought from the hills. The Hakims use it to purge away the black bile in melancholy; also in flatulent colic. They think it injurious to the liver.

*Prosopis spicigera*



*Prunella vulgaris*



*Pyrethrum (Anacyclus)*



*Ranunculus lanuginosus*



*Polypod. radix* (I.) Expectoration of mucus. Giddiness, with obscurity of vision.

PORTLANDIA HEXANDRA—the French Guiano-bark was erroneously supposed to be contained in Warburg's fever drops.

PORTULACCA OLERACEA—is cultivated in the Punjab. Its seeds are used by the Hakims in inflammations of the stomach, and in intestinal ulcerations, etc.

*Portul. semina* (I.) Anorexia. Diarrhœa. Thirst.

POSOQUEBIA DUMETORUM, v. *Gardenia dumetorum*.

POTAMOGETON NATANS—has been recommended (in infusion and cataplasm) against calculi and dysury.

POTASSA CARBONICA, v. *Kali carbonicum*.

POTASSA FUSA—is said to cure stricture of the urethra.

POTASSÆ ACETAS—dissolved in water, is recommended externally in various cutaneous diseases.

POTASSÆ CHLORAS, v. *Kali oxymuriaticum*.

POTASSII FERROCYANIDUM, v. *Kali ferrocyanicum*.

POTASSII SODIUM, v. *Kali hydriodicum*.

\*POTENTILLA TORMENTILLA, v. *Tormentilla*.

\*PRIMULA VERIS. *Herba paralysis*—the Cowslip, though once highly celebrated for its narcotic, nervine and anodyne virtues, has long fallen into disrepute with the faculty; but is still employed as a medicine, by the rustics. (British Flora Medica.)

PROSOPIS SPICIGERA—is a tree which grows at Lahore; not any part of which is used medicinally. I tried its pod.

*Prosop. spicig. siliqua* (I.)

\*PRUNELLA VULGARIS (*affinis species*)—grows in Cashmere as well as in Europe, where it is no longer officinal, though it continues to be so in the East.

*Prunell. flores* (I) Colic. Salivation with pain in the joints. Vomiting.

\*PRUNUM—the fruit of *Prunus domestica*. Dried plums are sent from Cabul to Lahore; where they are much used by the native doctors, to quench thirst in fevers, to arrest diarrhœa, to purify the stomach, and to drive off unhealthy bile. The Hakims fancy that plums affect the head, and consider confec-

tion-of roses to be a corrective. The gum of the plum-tree is said to be useful in gravel and calculi, as a lithontriptic, owing to the hydrocyanic acid it contains. See *Cerasum* and *Hydrocyanicum acidum*.

PRUNUS ARMENIACA, v. *Armeniacum Malum*.

\*PRUNUS CERASUS, v. *Cerasum*.

\*PRUNUS SYLVESTRIS—is not to be had at Lahore. I used an essence of sloes from Paris.

*Prun. sylv. tinctura* (I.) Costiveness.

PRUSSIATUM POTASSÆ, v. *Kali hydrocyanicum*.

PRUSSICUM, ACIDUM, v. *Hydrocyanicum acidum*.

PSYLLIUM (Plantago)—Its substitute in Hindostan is *Plantago Ispaghula*, which is there cultivated for its seeds. They are similar to the former in appearance—in properties also?

*Psyllii vel Ispaghula semina* (I.) Herpes pustulosus.  
Inflammation of the fauces. Rumbling in the bowels.

PTEROCARPUS DRACO, v. *Draconis sanguis*.

PTEROCARPUS SANTALINUS, v. *Santalum rubrum*.

PTYCHOTIS AJWAIN, v. *Ajwain*.

PULICARIA ARABICA—*Pulicaria* grows in the Cashmerean mountains, but is not used.

PULLI—is an article to be met with at the Cashmerean druggists. It is a white powder, brought from Thibet. On analysis, it proved to be carbonate of soda with gum. The Cashmereans use it to strengthen the color of tea in infusion.

\*PULSATILLA (*Anemone*). *Anemone pratensis*—does not vegetate in India, nor is it known to Eastern doctors. I used the essence made in Europe.

*Pulsat. tinctura* (II.) Toothache.

PUMEX. *Pumicis lapis*.—Pumice-stone is not officinal at Lahore, though mentioned in the books of the Hakims, as a cure for wounds and ulcers. It is often used to remove hair from the head, and other parts of the body.

*Pumic. lap.* (I.)



PUNICA GRANATUM, v. *Granatum*.

\*PYRETHUM (*Anacyclus, Anthemis*)—vegetates on the Cashmerean mountains—it may perhaps prove a new species? It surely cannot be the Pellitory of Spain of which I give a lithographic drawing. Its root cures salivation, by acting upon the salivary glands; but, it produces salivation when administered in a large dose.

The following *Elixirium odontalgicum* has been recommended, and is recorded instantly to relieve toothache. “Essence of pellitory of Spain two parts; camphorated ether two parts; liquid laudanum of Sydenham one part; when mixed, apply some drops on white cotton.”

*Pyrethri rudix* (I.) Pain in the joints.

PYROLA (*Chimaphilla*) UMBELLATA. — Wintergreen is not known to the native doctors at Lahore. European physicians administer this plant as a diuretic, in dropsy, gout, and urinary diseases; as also in chronic pulmonary catarrh, ague, scrofula, etc. It seems desirable to try the effect of this useful medicine in small doses. I had not any to experiment upon.

QUASSIA AMARA—is not officinal with the natives of Lahore. This bitter has been recommended in cholera morbus.

QUERCUS INFECTORIA, v. *Galla T.*

\*QUERCUS (*Robur*) & *Q. incana* & *Q. Ballata*—the acorns are used by the Hakims, who probably receive them from Persia. Acorns have lately been recommended under *Palamud* (not Talamud) in chronic diarrhoea, especially in children, and are much used in Turkey, where they are prepared in the following manner—“Peeled acorns are buried for three or four weeks in the earth, by which operation they lose their bitterness; they are then freed from the adherent particles of earth, gently roasted, and ground in handmills.”

QUERCUS SUBER, v. *Suber*.

QUINÆ SULPHAS, v. *Chinæ sulphas*.

RANA ESCULENTA—frogs are abundant at Lahore, in the rainy season. The esculent kinds of them are recommended to those who are subject to hæmorrhoids. *Sperma ranarum*

(spawn of frogs) was once used as purifying and cooling. The effects of their essence ought to be tried medicinally.

**RANDIA**, v. *Gardenia dumetorum*.

\***RANUNCULUS BULBOSUS & SCELEBRATUS**—I had the tinctures of both these, made at Vienna. The latter, is said to produce *risus sardonicus* (spasmodic laughing).

*Ranunc. bulb. tinctura* (II.) Hemicrania.

*Ranunc. scel. tinctura* (II.)

**RANUNCULUS LANUGINOSUS**—vegetates in Europe, in the valley of Cashmere, and on the mountains of Hindostan. The flowers, leaves, and roots, I always used fresh. See Vol. I. p. xiv.

*Ranunc. lan. flores. & folia* (II.) Mercurial-syphilitic swellings. Ophthalmia.

*Ranunc. lan. radix* (II.) rheumatic or gouty pains, with swellings and contraction.

\***RAPA BRASSICA**—is cultivated in the Punjab, as food for man and beast. I used the seeds and rhizoma of turnips.

*Rapae rhizoma & semina* (I.)

\***RAPHANUS (Raphanus) SATIVUS**—is cultivated at Lahore. The seeds of radishes are officinal with the native doctors.

*Raphani sat. semina* (I.) Crawling in the rectum, from worms. Prurigo, squamæ and pustules. Salivation.

**RATANHIA**. *Ratanha* or Rhatany—the root of *Krameria triandria*, is unknown to Eastern doctors, though much used by European physicians. What I administered was from Agra. Decoctions of Ratany and red Peruvian-bark have been recommended, topically, in affections after surgical operations.

*Ratanh. radix* (I.)

**RESINA ALBA**—is officinal at Lahore, whither it is brought from the hills; and, as I believe, is the resin from *Shorea robusta*, and other species, employed as a substitute for the European *Resina pini*.

*Resina alba* (II.)

**RHAMNUS FRANGULA**—a decoction of its bark has been recommended as a purgative, useful in habitual costiveness, mucous piles and gastric fever.

Rheum Australe.



Rhus Coriaria.



**RHEUM AUSTRALE**, Don. *Rheum Emodi*—vegetates in wild luxuriance on the Cashmerean mountains. It is considered as one of the best rhubarbs; notwithstanding the coarse appearance of its exterior. The best of all is, it can be had *fresh* and *cheap* in any quantity, and at any time. Besides, it must necessarily have its own peculiar properties, such as are not to be found in any other sort of rhubarb.

*Rhei Austr. radix* (I.) Hæmorrhoidal discharge.  
Salivation.

**RHEUM PALMATUM**—is recommended against induration of the liver, pulsations of the heart, and salivation.

**RHEUM, REEWUND-KHUTAI**—is esteemed by the natives of Lahore, as the finest sort of rhubarb.

**RHEUM RIBES DIOSCOREA**, v. *Dioscorea*.

**RHEUM SINENSE**, *Reewund Tshini* (chini)—is, at Lahore, regarded as superior to the Cashmerean rhubarb, but inferior to the *R. Khutai*; both kinds are, I believe, brought from Chinese-Tartary to Hindostan.

*Rheum: Reewund Tshini* (I.) Diarrhœa. Miliaria.  
Sub-acute ophthalmia humida.

**RHINACANTHUS COMMUNIS**, v. *Justicia nasuta*.

**RHODODENDRON CAMPANULATUM**—is said to be *Rhod. anthopogon*, Don. or *Rhod. aromaticum*, Wall., it vegetates on the Cashmerean mountains; its leaves are officinal in Cashmere and Lahore, where they are administered as errhine, to produce sneezing.

*Rhodod. camp. folia* (I.)

**RHUS CORIARIA**—its fruit is brought from Cabul to Lahore, where it is much and deservedly used by the Hakims.

*Rhus Coriar. fructus* (I.) Expectoration or spitting of blood.

**RHUS KAKRASINGHEA**—*Kakrasinghee* is officinal with both Hakims and Hindoo doctors at Lahore. In the *Materia Medica* of the latter, its use has been handed down from olden times. These vegetable excrescences are, probably, produced by the deposit of eggs of a certain insect on that kind of

*Rhus* which is found in abundance in the north-west of Hindostan.

*Rhus Kakrasinghea* (I.) Fever.

**RHUS TOXICODENDRON.** *Rhus radicans*, Linn.—is a well-known acrid narcotic, not approached by any insect. It has been used, with benefit, in several obstinate diseases; as gout, paralysis, etc. Eastern doctors have not any knowledge of it. I administered the tincture prepared in Europe.

*Rhois toxicod. tinctura* (II.) Diarrhœa. Expectoration or spitting of blood. Rheumatism. Scalding, red urine.

**RICINUS COMMUNIS**—vegetates at Lahore; its leaves, have been recommended as emmenagogue and galactagogue. Castor-oil is not so much employed by the natives as by the English; it is recommended as the best purgative in tender infancy; boiled in nitric acid, it is converted into a sort of wax, which, however, is said to be too easily melted to be used in making candles.

*Ricini comm. folia* (I.) Soreness of mouth and throat.

*Ricini comm. radice cortex* (I.) Colic.

**ROB ANTISYPHILITICUM** (de Laffecteur) — has lately been asserted to be a prophylactic in Cholera-morbus. Its constituent parts are: Sarsaparilla, Lignum Guajaci, Flores Boraginis, Flores Rosarum, Folia Semnæ, Mel purum & Saccharum cum Aqua. The first three species I have not tried in cholera (see Vol. II. p. 45), but they deserve a trial.

**ROSA CENTIFOLIA.** *Rosa rubra*—is cultivated at Lahore. Rose-water, rose-leaves, and the seeds are officinal. A great deal of distilled rose-water is yearly produced at Lahore.

\***ROSA CANINA.** *Rosa sylvestris inodorata*—vegetates abundantly on the summits of the Himalayas on the Punjab-road to Cashmere; but no part is used. Its roots were formerly used in Europe against hydrophobia; the flowers against ophthalmia; the seeds and pulp of its fruit in diarrhœa, dysentery, and different discharges—also in dropsy, calculi, etc.

**ROSMARINUS OFFICINALIS**—is unknown to the Lahore doctors. I had an essence of rosemary from Paris.

*Rumex acetosella.*



*Rumex obtusifolius.*



*Salvia persica.*





*Rorismarini tinctura* (I.)

ROSMARINUS SYLVESTRIS, v. *Ledum palustre*.

ROTTLEBA TINCTORIA — Kamila or Kamud of the Lahore bazaar is what Dr. Royle, in the Illustrated Catalogue of the Great Exhibition, nominates *Reroo*. It is taken to Lahore from the hills, in the form of coarse red powder; is reported to be the hairs of a pod from a tree, and is chiefly used as a purple dye. The Indian name of this article, *Kamila*, is probably a derivation from the Sanscrit *Kamila*, signifying Jaundice, as the color of it is a yellowish-red.

*Rottlera tinctoria* (I.) Anorexia. Fever. Giddiness. Hemiplegia. Hepatic or thoracic pains.

RUBIA MUNJISTA vel MANJISTA. *Rubia cordifolia*—is substituted in Lahore and Hindostan for the *Rubia tinctorum* used in Europe. I believe this article (important in a commercial view at Lahore) is now also cultivated in Europe. Camel loads of madder are brought from Banu and Tank (on the west side of the Indus) to Lahore. On the Cashmerean mountains this plant is met with growing wild, but is not used. What I administered was that of Banu-Tank, and proved very useful, and is an important remedy, as its red coloring matter tinges the bones, milk and urine of animals.

*Rubiæ Munj. radix* (I.) Catarrhal sneezing. Fever. Obstructions. Pain in the shoulder and chest. Rumbling in the intestines, with indigestion. Vomiting.

\*RUBUS IDÆUS—does not grow in Hindostan. A nearly allied species, *Rubus concolor*, is found in the Himalayas, as also in Cashmere.

\*RUBUS VULGARIS. *Rubus fruticosus*—like the former, grows at Cashmere.

RUKU (*roucou*) TINCTORIA—annatto is prepared in Hindostan, from the seeds of *Bixa orellana*, and is used chiefly as a dye.

*Ruku tinctoria* (II.) Catarrh. Diarrhœa.

\*RUMEX ACETOSELLA. *Acetosa vulgaris*—Sorrel grows in the valley of Cashmere. See *Rumex obtusifolius*.

**RUMEX? BEEJBUND**—*Beejbund* is a small red seed, official at Lahore, probably derived from *Rumex*, as *R. crispus*, *obtusifolius* or other species? *Sida cordifolia* (Royle) is Bujbund Khuerentee.

*Rumicis? Beejbund semina* (I.) Dysury.

\***RUMEX OBTUSIFOLIUS**—vegetates in Cashmere, and is eaten by the natives. Its root, under the name of *radix Lapathi acuti*, was formerly used as a purifier of the blood in chronic cutaneous diseases, but is now obsolete, both in India and in Europe; its active principle *Lapatin* must, however, have peculiar properties. From the decoctions of the dried roots of various sorts of sorrel, by the addition of alum, can be obtained a fine red color, at a low price, and valuable to painters. *Rumex undulatus* (Royle) is Himaz or Pulkee.

**RUSKUPOOR**, v. *Mercurius-Ruskupoor*.

**RUTA ALBIFLORA**—grows on the summits of the Himalaya, but is not official.

**RUTA ANGUSTIFOLIA**—is cultivated in the gardens of Hindostan, and is a substitute for *Ruta graveolens* of Europe.

**RUTA SYLVESTRIS**, v. *Harmala Ruta*.

**SABADILLA** (*Veratrum*)—its seeds are official at Lahore.

*Sabad. semina* (II.) Pyrosis.

**SABINA** (*Juniperus*)—is not known at Lahore. I used an Essence prepared in Paris.

*Sabinæ tinctura* (I.) Fever.

**SACCHARUM SATURNI**, v. *Plumbum aceticum crystallisatum*.

**SAGAPENUM**—is an Eastern gum-resin official at Lahore, as in Europe. It is recommended in paralysis, and contraction of the tendons. The Hakims use it as a lithontriptic.

*Sagapen.* (II.)

**SAGO FARINARIA**—Sago is a well-known amylaceous, nutritive granular substance, much used in Hindostan, recommended especially to weak children and convalescents. It is prepared in Hindostan from the stems of Sago plants, *Cycas circinalis*, etc. The grains are with difficulty powdered; it can be effected only in a hard-stone mortar.

Salvia Moorcroftiana .



Sapium Indicum .



Saxifraga Peshant .

Sedum azu



*Sago* (I.) Facial patches.

S A H A N S E B E D—is an officinal stone, or rather argillaceous earth, with oxyde of iron, to be met with in pieces at the druggists of Lahore.

*Sahansebed* (I.) Catarrhal sneezing. Dysentery. Pain in the joints. Troubled sight.

SAL ALCALI (*minerale & vegetabile*), v. *Kali*.

SAL AMMONIACUM, v. *Ammonium muriaticum*.

SAL CULINARE, v. *Natrum muriaticum*.

SAL VOLATILE, v. *Ammonium carbonicum*.

SALEP—these tubers, which are produced by different species of Orchids, are met with at Lahore of various forms; one variety of them resembles a dried fig; they are esteemed for their nutritious and demulcent qualities, and are brought to Lahore from Cabul, Cashmere, and Hindostan. Each variety has its special properties.

*Salep* (I.) Chronic fever.

SALIX ÆGYPTIACA—Bed e m u s k is cultivated at Lahore for the distillation of an aromatic water, prepared from the palms of this kind of willow, which is much used in the hot season. See Vol. I. p. 165.

*Salic. Ægypt. folia* (I.)

SALSOLA KALI HERBA, v. *Kali Salsola herba*.

SALVADORI INDICA — the tooth-brush tree grows in the Punjab, as well as in Hindostan. The leaves *Rasuna* resemble the lanceolate senna, and are purgative; the fruit is called *Peel* and *Pinjood*. The bark of the root of *Salvadora Persica*, if applied to the skin, soon raises blisters; it is not known whether the bark of the root of the former possesses the same acrid properties. (Beng. Disp.) On the use of the twigs of this tree as tooth-brushes, see Vol. I. p. 167.

SALVIA GLUTINOSA—vegetates on the mountains of Cashmere, but is not used.

SALVIA MOORCROFTIANA—is also plentiful, growing in the valley of Cashmere; its seeds are officinal, both at Cashmere and Lahore.

*Salviæ Moorcroft. semina* (I.)

\**SALVIA OFFICINALIS*—is not to be found in Hindostan or Cashmere; what I used, was from Europe.

*Salviæ officinal. folia* (I.) Aphthæ. Soreness of the mouth.

\**SAMBUCUS NIGRA*—is unknown to the Lahore native doctors.

\**SAMBUCUS ADNATA* & *S. EBULUS* (Dwarf-elder) are found growing in the Himalayas as well as in Cashmere. The roots of the latter, it is said, have purgative properties, and are used in dropsy, as also the berries. Common Elder possesses in its different parts various properties. To the fresh flowers belong resolvent and purgative effects; the dried flowers, however, act merely on the cutaneous system and the urinary organs (one being in connection with the other); consequently, they are used in catarrhal and rheumatic affections, as in Coryza, sore-throat, eruptive diseases, etc. The berries are considered aperient and sudorific. The seeds are laxative. The leaves and exterior bark, however, are regarded as most powerful, producing, in full doses, vomiting and purging. The inner bark is recommended as a deobstruent, and hydragogue purgative in dropsy and various chronic affections. A singular fungus is sometimes found growing on the trunk of the common elder, called Judas'-ear (*Evidia auricula Judæ*) from its resemblance to the human ear. It was once used medicinally as an astringent, and employed in infusion or decoction; also in the form of a lotion in ophthalmia, and as a gargle in sore-throats accompanied with relaxation. (The British Flora Medica.) Such a medicine, cheap and procurable everywhere in England, as also throughout Europe, should be investigated, and more generally used.

*SANDALUM*, v. *Santalum*.

*SANDARACA*—is officinal at Lahore; the Hakims use sandarac in diarrhœa; it is, however, much used at Lahore, as in Europe, in varnishes.

*SANGUIS DRACONIS*, v. *Draconis sanguis*.

*SANGUIS BOVIS*, v. *Bovis sanguis*.

*SANICULA MARYLANDICA* (*Umbellifera*)—has been recoun-

mended in cholera; the root of it is said to be a popular remedy in ague.

**SANSPOUR**—is a plant, which I received from the hills; it resembled *Lycopodium*.

**SANTALUM ALBUM** (*Sirium mystifolium* & *Santalum rubrum*. (*Pterocarpus santalinus*)—are much used by the natives of Hindostan.

**SANTONICI SEMEN.** *Semen Cinæ.* *Semen contra*—is not known at Lahore. I used an essence of it, made in Paris. Santonin has been recommended in ague.

*Santon. sem. tinctura* (I.) Inflammation of the larynx.  
Pain in the knee.

**SAPHIRUS**—is a well-known precious stone, called *Yakoot*, which is much used by the Hakims as a cordial, etc.

**SAPINDUS EMARGINATUS.** *Sapindus detergens*, Royle—its nuts are officinal, and common in the bazaars of Hindostan. They are much used to wash silk-cloth. With water they produce a froth like a solution of soap. They are recommended as expectorants, and in chlorosis. The seeds pounded with water, it is stated, often put an end to the epileptic paroxysm, a small quantity being introduced into the patient's mouth.

*Sapind. emarg. nuc* (I.) Dysury. Plerodynia. Pneumonia.  
Phrenitis.

**SAPIUM INDICUM**—is not known at Lahore. I received some of its nuts from the botanical garden at Calcutta, which I tried medicinally. They were as large as nutmegs, and had a seed in the interior. The juice, is reported to be very poisonous. Used for intoxicating fishes.

*Sapii. Ind. nucl. semina* (I.) Headache. Tenesmus.

**SARCOCOLLA**—is officinal at Lahore; chiefly used externally. Internally administered, it is said to cause mucous evacuations.

*Sarcocolla* (II.) Fistulous sore.

**SARSAPARILLA** (*Smilax*)—officinal at Lahore as in Europe. This root has lately been recommended in *carcinoma uteri et recti*. v. Rob antisiphiliticum.

**Pix LIQUIDA** is  
a kind of Pinus  
pyro-ligneous ac  
the cold season a  
with itching. The  
pean physician  
cutaneous disc

*Pix liq.*

**PLANTAGO** L.  
\***PLANTAGO** L.  
Cashmere. In  
Lahore, but, at  
The seeds of the  
official with the

*Plantag.*

medic

black

**PLATANUS** C.  
fresh leaves of  
said to stop the  
boiled with a  
toothache.

**PLATINA** —  
homœopathic ;

*Platina*

**PLECTRANTHUS**  
Lahore and in

*Plectr.*

eye

med

**PLUMBAGO**  
at Lahore; w  
As a blistering  
Hindostan.

*Plumb.*

Ple



*lum crassipes.*

*Senecillis Jaquemontian*



*Hieracium maximum.*

Siegesbeckia orient

*Sarsap.* (I.) Diarrhœa. Red and scalding urine.  
(Alternately Mezereum) Mercurial-syphilitic pain.  
*Sarsaparilla extract*, Hulsas of Agra. Soreness of the  
mouth.

SASSAFRAS—is not known to the native doctors of Lahore.  
It is said to be an excellent diaphoretic.

SATYRIUM, v. *Salep*.

SAXIFRAGA K O L T—is a seed from the hills. According to  
*Piddington's Index Plantarum*, it is Kolt *Saxifraga*; but in  
the Bengal Dispensatory is Kooltoo, *Fagopyrum*.

SAXIFRAGA (*Adiantum* ? *ligulata* ? *Wall.*) Peshant—is  
a root from the mountains of Cashmere; well known, but little  
used by the inhabitants.

*Saxifragæ Peshant radix* (I.) Coryza. General pains.

SCAMMONIUM. *Scammonium* (*Convolvulus*)—its gum-resin  
is officinal at Lahore; but the genuine or pure drug is seldom to  
be had.

*Scammon.* (II.) Dysury. Pain in the chest, stomach  
and bowels.

SCILLA, v. *Squilla*.

SCINCUS. *Lacerta Scincus*, Linn. (*Stincus*, according to  
some, not so proper)—is still used by the Eastern doctors. It  
has been recommended in leprosy.

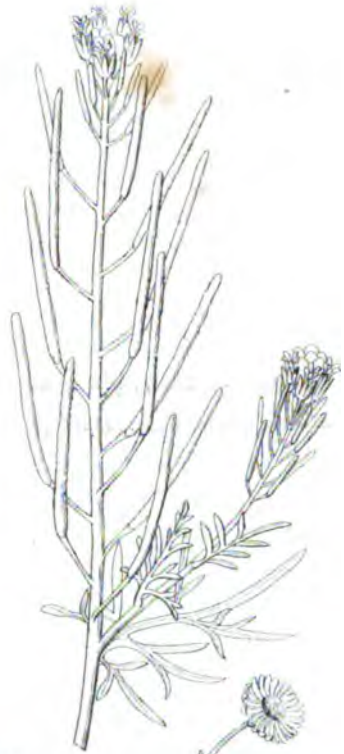
*Scincus* (I.)

SCOLOPENDRA MORBITANS—is often to be met with at Lahore,  
where the natives regard its bite as noxious; and in medicine it is  
never used. *Scolopendrineum* is prepared in a similar manner to  
other animal substances, with alcohol, and kept as an essence.

SCORPIUS—*Scorpions* are abundant at Lahore, mostly of a  
small size; such are regarded as less dangerous than the large  
black scorpions, which are more abundant on the hills, and at  
Pishawur. Their poison is in the last joint of the tail, the seat  
of the sting. Sometimes I used the dry virus from dead scor-  
pions, when I could not procure a fresh animal. In both cases,  
I cut the last joint of the tail with a pair of scissors (a joint of

*Sisymbrium Irio.*

*Sisymbrium Sophia.*



*Sphaeranthus Indicus.*

Digitized by Google  
*Stenactis bellidioides.*



*Silicea* (I.) Abscesses. Incipient nasal polype, with nasal obstruction. Lachrymal and nasal fistula. Patches with burning and lancinating pain. Salivation with epiphora, burning heat, pricking, etc. Suppuration of every kind. Spitting or expectoration of blood. Swellings of the lips. Syphilis.

SILIQUA HIRSUTA, v. *Dolichos pruriens*.

SILIQUA RADISH, v. *Prosopis spicigera*.

SIMARUBA AMARA—is unknown to the native doctors.

\*SINAPIS ALBA—is not cultivated at Lahore; probably in Afghanistan, as the Affghans recommend a compound made of white mustard and barley-meal, of each two ounces, and black pepper half an ounce, powdered together and mixed with water, to form a bolus. Such a ball should be given every morning and evening to horses, which suffer from cutaneous affections, as itch, etc. This remedy, it is stated, strengthens horses, makes them fat, and produces a smooth coat.

\*SINAPIS NIGRA. *Sinapis ramosa*—is cultivated in Lahore; the oil from its seeds is burned in lamps, and as it is acrid, it is used in medicine externally. Volatile oil of mustard, alone or with an equal portion of alcohol, when applied to the skin, acts as a powerful vesicatory, useful in cholera, etc. I used internally an Essence from the cake left after the oil is expressed. Black mustard is said to cure œdema, following ague.

*Sinap. n. placent. tinctura* (I.)

SIRIUM MYRTIFOLIUM, v. *Santalum album*.

SISON AMMI, v. *Ajouain*.

\*SISYMBRIUM IRIO. *Sinapis pusilla?*—is cultivated in Lahore for its seeds, which are used medicinally.

*Sisymb. Irionis semina* (I.) Expectoration or spitting of blood with fever. Gastralgia. Pain with fever.

\*SISYMBRIUM NASTURTIUM. *Nasturtium aquaticum*—its seeds are officinal. The Hakims administer them in affections of the mucous membrane, flatulency and enlargement of spleen and liver.

*Sisymb. Nasturt. semina* (I.)

\* **SISYMBRIUM SOPHIA.** *Sophia chirurgorum*—grows in the valley of Cashmere. The herb was formerly used in hysterics, uterine hæmorrhage and wounds; its seeds are stated to expel intestinal worms.

*Sisymb. Sophia semina* (I.)

**SIUM SISARUM, v. *Pastinaca Secacul.***

**SMALTUM.** *Asurum*—is in Europe well known as a blue coloring substance, but was never used as a medicine.

*Smalta* (I.)

**SMILAX ASPERA**—is said to somewhat resemble *Sarsaparilla* in its properties; its infusion has lately been recommended in incipient elephantiasis. The fresh juice of its berries is given in hooping-cough, producing however at the commencement nausea and vomiting.

**SMILAX CHINA.** *Chinæ nodosæ radix*—is an important article in Eastern medicine. See Vol. I. p. 150. The powder of it produced by the attacks of worms is also much used by the Hakims. In Europe China-root is but seldom administered.

*Smilac. Chinæ radix* (I.) Hæmaturia. Pain in the calves. Syphilis.

*Smilac. Chinæ rad. pulvis Cossi* (I.) Headache. Pain in the ear. Pain in the chest.

**SMILAX SARSAPARILLA, v. *Sarsaparilla.***

\* **SMIENION.** *Smyrnum olusatrum*—vegetates on the Cashmerean mountains; but is not officinal.

**SODA, v. *Kali minerale.***

\* **SOLANUM DULCAMARA, v. *Dulcamara.***

**SOLANUM JACQUINI**—grows plentifully about Lahore; its fruits are officinal.

*Solan. Jacqu. fructus* (II.) Palsies.

*Solan. Jacqu. radix* (II.) Painful internal sensation of burning.

**SOLANUM MELONGENA, v. *Melongena.***

\* **SOLANUM NIGRUM.** *Solanum fruticosum*—is officinal at Lahore. It has been recommended in hydrophobia.

*Solan. nigr. folia, fructus & radix* (II.)

**SOLANUM TUBEROSUM**—is now cultivated in the plains of Hindostan, in the mountains and valley of Cashmere as well as in Europe. In the wild state the potatoe is bitter and acrid; the leaves are generally very rich in potash, and the roots even of the cultivated kind contain an acrid and narcotic principle dissipated by boiling. A very pure starch, resembling that of arrow-root, is readily obtained from the rasped tubercles by the usual process of washing with cold water. This starch is easily convertible into sugar and alcohol by fermentation. (Beng. Disp.) Poultices of potatoes are replaced by starch and recommended in various cutaneous diseases, as itching, etc. See *Amylum*.

\***SOLIDAGO VIRGA AUREA**, v. *Virgo aurea*.

**SOWA** (*Anethum*)—is cultivated in Hindostan and the Punjab, its seeds being officinal, and used as a substitute for dill.

*Sowæ semina* (I.)

**SPECULARIS, LAPIS**, v. *Talcum*.

**SPERMA CETI**, v. *Cetaceum*.

**SPHÆRANTHUS INDICUS**—grows in the Punjab. Flowers, leaves and roots are officinal; the latter have been recommended as anthelmintic.

*Sphæranth. Ind. flores* (I.)

**SPIGELIA ANTHELMINTICA VEL MARYLANDICA**—is not known at Lahore. I used the plant and essence, obtained from Europe.

*Spigel. anthelm. herba* (I.)

*Spigel. anthelm. tinctura* (I.) Diarrhœa with or without worm-fever. Dysentery. Heaviness of the head. Pain in the temples with catarrhal Epiphora and Coryza.

**SPILANTHES OLERACEA**, Linn.—an infusion of the plant has been recommended as a *gargle* in affections of the gums and in sore-throat.

**SPINACEA OLERACEA**. *Spinacia tetrandra*. *Beta Bengalensis*—is cultivated at Lahore. It is believed to be useful in liver-complaints, as inflammation and jaundice.

*Spinac. herba* (I.)

\*SPIRÆA ULMARIA — meadow-sweet has lately been recommended as a diuretic in dropsy.

• SPIRITUS SALIS AMMONIACI, v. *Ammonium causticum liquidum*.

SPOLIUM SERPENTIS, v. *Serpentis exuvie*.

SPONGIA MARINA USTA — is not used by the native doctors of Lahore. Burnt sponge has lately been recommended in pulmonary phthisis.

*Spong. mar. usta* (I.) Dyspepsia. Fever. Sore-throat. Syphilis. Syphilitic salivation.

\*SQUILLA *vel* SCILLA — is known to the Hakims from their books, but is not used. What I administered was procured from Calcutta. *Erythronium Indicum* (Rottler) is said to be used in Hindostan as a substitute for the squill (sea-onion).

*Squilla mar.* (II.) Swelling of the nose.

STALAGMITES CAMBOGIA, v. *Gutti gummi*.

STALACTITES (LAPIS) — is officinal at Lahore.

*Stalactites* (I.)

STANNUM — is officinal with the Hakims; they use its preparations often in hectic fever and eye diseases, as epiphora, etc.

*Stannum muriat.* (III.)

STAPHISAGRIA (*Delphinium*) — its seeds are officinal at Lahore; they have been recommended (intern. and extern.) in chron. eczema.

*Staphisagr. semina* (I.) Fistula of the rectum. Headache. Inflammation of the throat and hoarseness. Purulent diarrhoea.

STENACTIS BELLIDIODES — there are two varieties vegetating on the Cashmorean mountains; one is called *mada* (feminine), the other *narr* (masculine); the root of the latter is officinal.

*Stenact. bellid. mascul. radix* (I.) Borborygmi.

STERCULIA TRAGACANTHA, v. *Tragacanthum*.

STINCUS, v. *Scincus*.

STÆCHAS (*Arabica*). *Lavandula Stæchas* — is officinal in the East, and is used by the Hakims against toothache, corrupt bile, dyspepsy, obstructions, epilepsy, cutaneous affections, etc.



*Stæchad. Arab. herba* (I.) Giddiness. Nebulous vision from incipient amaurosis, with running from the eyes.

STÆCHAS CASHMEREANA—grows at Cashmere, and is there official.

STORAX, v. *Styrax*.

STRAMMONIA, v. *Datura Stramonium*.

STREONTIUM—is unknown to the Lahore doctors. What I used was from Europe—

*Stront. nitrat.* (II.) Cough.

STRYCHNINUM—is unknown to the Eastern native doctors. It has lately been stated, that the *antidote* of strychnine and nux vomica is *Kermes*.

*Strychn.* (III.) Involuntary passing of urine during sleep.

STRYCHNOS FABÆ SANCTI IGNATII—is officinal at Lahore. The Sadoos (peddling druggists) hawk the beans of *Ignatia amara*, which are exported from Hindostan to Lahore.

*Strych. F. St. Ign.* (II.) Acute rheumatism. Hepatitis, acute or chronic. Patches with burning pain and pricking. Plague. Rheumatic shifting pains. Rheumatic toothache. Soreness of the mouth. Spinal pain. Syphilitic pain.

STRYCHNOS (NUX) POTATORUM — is officinal at Lahore. Washers and laundresses use the clearing-nut to clear the water. By rubbing the nuts round the inside of pots, the impurities quickly fall to the bottom, the water is clarified, and rendered tasteless and wholesome. These nuts are very hard, and destitute of poisonous qualities.

*Strych. nux potat.* (I.) Giddiness and obscurity of vision. Headache with running from the eyes. Inguinal hernia.

STRYCHNOS NUX VOMICA—is officinal, and much used at Lahore. The Hakims administer this nut roasted in hot ashes. The essence of nux vomica has been recommended in asthenic

dropsies, also against vomiting in pregnancy. Nutmeg is said to be its antidote. See *Strychnine*.

*Strych. nux vom.* (II.) Facial patches. Fever with measles and swellings. Pain of the forehead. Pain of the liver.

SPYLOPHORUM NEPALENSIS—is, probably, *Meconopsis* (v. Royle's Illustr.) It vegetates on the Cashmerean mountains; and is officinal at Cashmere. Its roots are said to be narcotic.

*Styloph. Nep. radices* (I.) Troubled sight.

STYRAX (*Storax*) CALAMITA—also *Styrax liquida* (*Styraciflua*) or, liquid amber, are officinal at Lahore.

*Styrax calamita* (II.) Pain in the ear.

*Styrax liquida* (II.)

SUBER (Gen. *Suberis*) v. *Serpentis exuviae*.

SUBER (*Quercus*)—cork, in a prepared state, has, like everything else, its peculiar properties, and may be used as a medicine. Its active part is called *suberin*, which, in a pure state, is necessarily more powerful than common cork, which I used.

*Suber lignum* (I.)

SUCCINUM. *Electrum*—is officinal at Lahore. The Hakims administer amber against palpitations and profuse hæmorrhages.

*Succin. citrinum* (II.)

SULAJEET, v. *Bitumen*.

SULPHUR—at Lahore, there are different sorts of brimstone; some indigenous, others imported. From Mooltan we received a blackish kind, in natural crystals, which, in the gunpowder manufactory, was thought to be the best. For medicinal purposes, the Hakims prefer *Auliasar* (Kibreer aonlasar) which Dr. Royle says to be a compound; but, I am of a different opinion, because, it has the appearance of a natural crystal. I think it is imported from Hindostan. There is another inferior kind, which, I believe, is also the product of Hindostan, and is called *neerm el asar*, at Lahore, where it is used medicinally. In addition to these three, there is, at the Lahore bazaar, the common yellow (purified) brimstone, from Hindostan, which is

administered in veterinary medicine, but limited to external use in men. *Palmieris tinctura lithontripctica* is a compound of tar and brimstone. The following ointment is now much used in France, against itch. Hog's-lard eight parts; flour of sulphur two parts; carbonate of potash one part. Previous to the application of this ointment, the patient is put into a warm bath, and rubbed for an hour with yellow soap, etc. It is asserted, that by this plan a patient is cured (?) of the itch in two hours. Sulphuretted copper treated by nitric acid, etc., yields a brown adhesive brimstone, resembling gutta percha, which is said to be preferable in medicine to common yellow brimstone.

*Sulph. Auliasar* (I.) Psoriasis tropicus.

*Sulph. citrinum* (I.) Pýrosis. (Alternately nitric acid) Syphilis.

SULPHURICUM, ACIDUM—we made at Lahore, on a small scale, before the English took possession of the country; now there are several Soda-water manufactories which use this acid, procuring it from Hindostan, where it is prepared at trifling expense. It is also used by the shawl-manufacturers of Umritsir and Cashmere, for the solution of Indigo. The price was upwards of a shilling a pound. Sulphuric acid has lately been recommended in epidemic diarrhœa, even in cholera, and *Elixirium acidum Halleri* in vertigo and faintness.

*Sulph. acid. concentratum* (III.) Epiphora.

SUMBUL, v. *Nardostachys*.

SUNG E BUSREE—is an officinal article at Lahore. It is a compound earthy mass of a greyish color, occasionally varying (from the different composition or manipulation?) sometimes it is to be met with in small pieces, at other times, in a tubular form, as thick as a finger. If the derivation of its name, *Sung* (stone) *basree* is from *Bassora*, or, from *vision* (as formerly the *lapis divinus* was used) I cannot say. It is certain that no Zinc is in it. See Ainslie's *Mat. Indica*, Vol. I. p. 578, where *Sungbusrie* is erroneously stated to be Zinc. According to the analysis made by the Professor of Chemistry, Dr. Joseph Redtenbacher, in the Chemical Laboratory at the Theresianum

in Vienna, the constituent parts of this compound are: *Argilla*, *Magnesia*, *Silica*, and oxyde of iron. It is, probably, prepared from *Diorites*, the analysis of which showed the same ingredients.

*Sung e Busree* (I.) proved an excellent remedy in the cholera-epidemy at Lahore, in 1835.

SWERTIA PETIOLATA—grows in the mountains of Cashmere.

*Swert. petiol. radix* (I.)

SYCIAS, v. *Momordica Gugervel*.

SYMPLOCOS CRATÆGOIDES VEL RACEMOSA, Royle—is a product of the Himalayas; its bark is officinal at Lahore.

*Symploc. crat. cortex* (I.)

TABACUM (*Nicotiana*)—is cultivated all over Hindostan and the Punjab; but is very little used in medicine. Empyreumatic oil of tobacco is poisonous to sundry animals (Ainslie). An infusion of tobacco is recommended in dropsy and (as clyster) in dysury; tobacco pomade in alopecia. *Nicotin* produces itching on the skin, a burning sensation (like that produced by hot iron) on sensitive parts, and immediately destroys the sensibility of the nerve on touching it. Cats and dogs are killed, in from two to five minutes, by a single drop of it. *Nicotin*, as well as *Atropin*, *Coniin* and *Daturin  $\frac{1}{8}$  of a grain is said to have diminished pulsations; they have lately been recommended in agues and nervous diseases, as tremor, etc.*

TABASHIR (*Tabasheer*)—is an important article in Eastern pharmacy; it is to be met with everywhere in the East, but often adulterated. It is a siliceous concretion of the joints of the (female) bamboo. It is bluish-white, concrete, adhesive to the tongue, at a red heat fuses into a transparent glass. It is composed of silica 70, potash 30, per 100. (Beng. Disp.)

*Tabashir* (I.) Diarrhœa.

TACAMAHACA—is a resin, as little used at Lahore as in Europe.

*Tacamahaca* (II.)

TALCUM—*Talc* of the Bengal Dispensatory, is *mica*, and not the talc of Europe, which is reducible to an unctuous powder. Its constituent parts being silica, alumina, magnesia and protoxyde of iron. There are several sorts of mica at the Lahore

*Swertia petiolata.*

*Trapa hispynosa.*



*Trianthemum pentandrum.*

Digitized by Google *Tribulus terrestris.*



bazaar. They readily split into transparent elastic flakes, and consist of nearly equal parts of silica and magnesia, and about six per 100 of lime. (Beng. Disp.) I used both the white and the black mica, which have remarkable and almost similar effects on the auditory organs.

*Talc. album* (I.) Diarrhœa with emaciation. Dyspepsia. Fever. Pain in the liver. Pain in the ear, with discharge. Tingling in the ear, with difficulty of hearing.

*Talc. nigrum* (I.) Difficulty of hearing and tingling in the ear. Distension. Pain in the ear, with purulent discharge. Spinal pain.

TAMARINDI—the fruit of *Tamarindus Indica*, Linn. is much used by the natives of the East, in internal heat and melancholy.

*Tamarindi* (I.) Diarrhœa.

TAMARIX INDICA—grows in the Punjab and in Cashmere. The galls are officinal, and are exported from Cashmere.

*Tamaric. gallæ* (I.)

TANACETUM VULGARE—vegetates in Cashmere, where it is officinal.

TANNIN—Tannic and gallic acids are unknown to the native doctors of Lahore. They, however, use them in the gall-nuts, in the Bengal kino, etc. without recognising their effective parts, or knowing how to separate them. *Tannin* has lately been recommended in ophthalmia, carcinoma, spasmus glottidis, phthisis tuberculosa, hooping-cough, etc. as also a solution of tannate of alumina, as an injection, in mucous or purulent discharges from the genitals, and tannate of quinine in ague.

TARAXACUM (*Leontodon*)—is officinal in Cashmere, where it grows; its leaves are eaten by the natives. The derivation of *Taraxacum* is from the diarrhœa and gripings, which sometimes are produced by it. *Brunswick Mumme* (a kind of beer), said to contain dandelion, is now recommended by speculative merchants in London as useful in cases of weakness, complaints of chest, rheumatism, etc.

*Taraxac. radix* (I.) Boils. Calculi. Nebulous sight.  
Prurigo. Sore-throat. Yellowness of the eye.

TARTARUS EMETICUS—its application removed a nævus and cicatrization followed in three weeks. See *Antimonium tartaricum*.

\* TAXUS BACCATUS—grows in the Himalayas, Cabul and Cashmere; its leaves are officinal at Lahore; both leaves and berries are regarded as poisonous. The former are recommended in epilepsy, and used at Lahore by the Hakims as stomachic.

TEPHROSIA PURPUREA, v. *Galega purpurea*.

TEREBINTHINA—is officinal at Lahore. Turpentine clysters have been recommended in protracted labor. Oil of turpentine has been used in hæmorrhages, phthisis, bronchial catarrh, typhus, plague, obstructions, hernia incarcerata, tympanitis, lead-colic, biliary calculi, tetanus traumaticus, trismus, apoplexia, hydrocephalus, diabetes, rheumatism, dropsy, cholera, ophthalmia, hydatids, retension of urine, scalds, salivation, poisonings by hydrocyanic acid or opium, hooping-cough, neuralgia, epilepsy, sciatica, etc.; pseudemulsion prepared with mint water in atonic ulcers; vapors in rheumatism; externally applied, as a styptic. The spontaneous evaporation of oil or spirit of turpentine exposed in an open vessel in a room, causes the urine of those inhaling it to smell like violets, as if it had been taken internally. In Epidemics as well as in the various diseases mentioned, a trial might be made by putting in a cup or saucer some spirit of turpentine and placing it in the room of the patient.

*Terebinthina* (I.)

*Terebinth. spir.* (II.)

TEREBINTHUS (*Pistacia*)—its seeds are officinal with the Hakims, and are brought from Cabul to Lahore.

TERMINALIA, v. Myrobalani.

TERRA TRAIBERIANA—has been recommended in syphilis. It is a product of Egypt. This earth is of a light brown color, laminated; its constituent parts are lime, silica, magnesia, alumina and oxyde of iron, with an organic matter.



**TETRANTHERA APETALA**—is a bark from the hills, officinal at Lahore and Hindostan ; it is a favorite application to bruises and wounds, and is called *mei de ch u b*.

\* **TEUCRIUM CHAMÆDRYS**, v. *Chamædryis*.

\* **THAPSUS VERBASCUM**, v. *Verbascum*.

**TEA**—is well known to the natives of Lahore and Cashmere ; but the latter are the more fond of tea, and strange, they prefer the Thibetan product to the English or even Chinese, notwithstanding the absence of aroma and perfume. It occurs in lumps, as cakes of a black appearance. The tea the English prepare under direction of the Chinese at Deyrah Doon and Kemaon seems much better. The green and black teas are both prepared from one and the same plant, varying only in the manner of preparation : the former requiring more time, three days, to prepare it, whilst the black tea is made in one day. In China, it is said, they prepare both sorts in one day ; employing a very small quantity of hydrocyanic acid for accelerating the process in the case of green tea. Such an adulteration (?) is however prohibited in the Company's territory ; as it is preferred to take more time to have a wholesome preparation. I suppose, the very small quantity of hydrocyanic acid which in China is used for the preparation of green tea cannot do more harm than that quantity of hydrocyanic acid, copper, etc. which we almost daily consume in our various and artificially-prepared dishes ; the only difference is, that we often do not know what we eat—it is enough that our food looks well, is palatable and digestible. *See Vol. I. p. 162.* In the preparation of tea an opium-like substance is formed from the juice of the leaves, which drops through the mats, over which the heated leaves are rolled by the hands. This extract, or inspissated juice, seems to contain the properties of the plant in a concentrated degree, and deserves to be experimented upon ; and the more so, as tea is generally used in domestic life, we should know also its effects. The Bokharians and Russians are also fond of tea, and use generally the genuine Chinese production. The former make a soup of tea, by boiling the leaves, and then adding milk, salt and butter ;

a great cupful of this, with bread, forms their daily breakfast. Both Russians and Bokharians drink generally tea without sugar, and chew the leaves afterwards, so that nothing is lost.

**THUJA OCCIDENTALIS**—is unknown to the Eastern doctors. Application of the tincture is said to cure condyloma. I used an essence made in Europe.

*Thuj. occid. tinctura* (I.) Boils. Pleurodynia. Vesicles, thrush and inflammation of the mouth. (Alternately arsenic) Gleet.

**THUJA ORIENTALIS**—its seeds I received from the botanical gardens of Hindostan; and upon those I experimented.

*Thuj. orient. semina* (I.)

**THYMELEA**, v. *Daphne Gnidium*.

\***THYMUS SERPYLLUM**—grows in the Himalaya, and is used by the Hakims in weak vision, complaints of stomach and liver, suppression of urine and menstruation.

*Thym. Serpyll.* (I.) Syphilis.

**THYMUS VULGARIS**—vegetates on the Cashmerean mountains, and is officinal at Cashmere.

*Thym. vulg.* (I.) Catarrh. Cholera-morbus. Nervous headache. Swelling of glands.

**TIGRINEUM**—is the prepared *virus* of the tiger, contained in the whiskers of that blood-thirsty animal. See Vol. I. p. 18. This preparation I made by cutting cautiously with a pair of scissors, as fine as possible, one of the whiskers, holding the fore-finger of the left hand in front and touching the whisker (it being exceedingly hard), so as to prevent the cut pieces from flying away and being lost. To each grain of cut whiskers I added ten grains of sugar and one grain of proof-spirit to make an essence, which I preserved in a well-closed phial in a dark place. The trituration of this medicine I made in about one hour.

*Tigrineum* (III.) Flatulency and Gripes with diarrhoea.

**TODREE ALBUM**, v. *Polyanthes tuberosa*.

**TODREE NIGRUM**, v. *Malvacea Todree*.

**TORKEE RADIX**, v. *Indigofera linifolia*.

\***TORMENTILLA** (*erecta*). *Heptaphyllum*. *Septifolium*—is officinal at Lahore. From whence this root is brought I have not ascertained; whether from Cashmere, Cabul or Arabia by way of Hindostan? *Tormentilla* is often confounded with *Bistorta*. See *Bistorta*.

*Tormentill. radix* (I.) Calculi. Periodic headache. Vomiting. Pain of the shin.

**TOXICODENDRON**, v. *Rhus Toxicodendron*.

**TRAGACANTHUM**—is officinal at Lahore; the Hakims use tragacanth in pectoral affections, as cough, etc.; also in ulceration of the urinary bladder; it is sometimes injurious to the bladder; and they suppose its frequent use produces fatness.

**TRAPA BISPINOSA**. *Tribulus aquaticus*—vegetates at Lahore and Cashmere, and is a nutritious amylaceous substance, which affords a considerable revenue, principally to the Cashmerean government. The waternuts are boiled, and so sold, in the bazaars. A poultice of *Trapa natans* is recommended to resolve indolent tumors (probably *Trapa bispinosa* would serve the same end).

**TRIANTHEMUM PENTANDRIUM**—grows at Lahore; there are two species, one is the white-stalked, the other the black. I accordingly follow the natives in describing it as *Trianthemum album* & *nigrum*.

*Trianth. alb. herba* (I.) Diarrhoea. Spinal pain. Tenesmus.

*Trianth. nigr. herba* (I.) Headache with burning and itching, humid eruption.

*Trianth. nigr. radix* (I.) Headache, with itching.

**TRIBULUS LANUGINOSUS**—vegetates at Lahore and *Tribulus terrestris* (*varietas*) at Cashmere. They both are officinal; at Lahore the one, at Cashmere the other.

*Tribul. terrestr. folia* (I.) Soreness of the mouth and throat. Splenic pain.

\***TRIGONELLA FÆNUM GRÆCUM**, v. *Fænum græcum*.

**TRINOSPERMA FICIFOLIA**, *Mart.*—of Brazil; its root is stated

to be exceedingly acrid, bitter and drastic, and has been recommended in hepatic affections and dropsy.

**TRITICUM SATIVUM**—is cultivated, I believe, everywhere in the East as in Europe. Several varieties of wheat are found in Lahore and Cashmere. Bread made from flour with the bran has been recommended against habitual constipation. See Vol. I. p. 70.

**TUBER CIBARIUM.** *Lycoperdon tuber*, Linn.—is not known in the East. There are to be met with at Lahore, hermetically sealed boxes from Europe, containing truffles; with such of a black kind, I made some experiments.

*Tuberis cibar. conserva* (I.) Itching.

**TURPETHUM CONVULVULUS**—its root is officinal at Lahore. The Hakims administer turbith in diseases of the mucous membrane, as also in paralysis, gout and Indian leprosy; they often use only the inner substance of the root, and I remarked that turbith is sold in London, without the inner substance, having the appearance as if perforated.

*Turpeth. alb. rad. pars interior* (II.) Headache.

**TUTIA**—is officinal at Lahore; the Hakims use tutty in ophthalmia.

*Tutia* (II.)


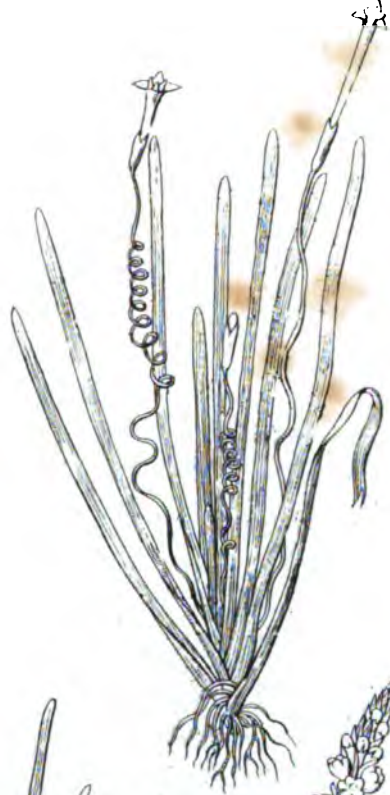
**ULTRAMARINE**—is used by native painters at Lahore; they prepare it themselves from the ore (lapis lazuli) brought from Toorkistan, which, however, is rare and dear. This costly pigment is not used by the Hakims, but lapis lazuli is recommended in their books in diseases of the mucous membrane and melancholy, as in Indian leprosy, psorophthalmia, falling of the eyelashes (ptilose), etc. What I administered was an artificial preparation from Paris.

*Ultramar. artific.* (III.) Ulcers.

**UMBELLIFERA-BUTAZERI**—is officinal at Cashmere, and vegetates on those mountains. Probably *Neogasa* or *Endressia*? I had several specimens like what is lithographed in full in the plate; nevertheless, our botanists have not hazarded its classification, nor given it a proper name. *Umbellifera* is a Genus; *Buta*, or *butee*, signifies in Cashmere, plant. *Zeri* or *Zeree* is

**Umbellifera Butazeri.**

**Vallisneria spiralis foem.**



**Vallisneria spiralis masc.**



small; that is the small sized plant, which it really is. During my short stay at Cashmere, and from my many engagements, I could not ascertain against which diseases they use this wonderful plant. Its penetrating aromatic odor is like that of celery.

*Umbellif. Butaxeri radix* (I.) is a certain specific in caries, principally in caries of the teeth, and relieves the pain which arises from decayed teeth.

UNGUIS ODORATUS. *Strombus lentiginosus*, Linn. *Blatta bysantina*. *Ungula conchæ* (*Serap. blattium bysantinum*)—are names of Ezfar ettif which I had formerly named *Fasciolaria Asfar etib*; supposing it a covering from *Fasciolaria*; it is called black byzantine, and has the form of the nail of the great toe. See Vol. II., plate 31, fig. 4 and 5. It is officinal at Lahore, and to be had from the druggists. It is imported from the Persian Gulf, and is administered by the Hakims in calculous affections as a diuretic and as an aphrodisiac.

*Unguis odorat.* (I.) Diarrhœa. Epilepsy. Acrid and scalding urine.

\*URTICA DIOICA—vegetates in the streets of Cashmere. Nettle-seeds are used by the Hakims in gall and mucous diseases, also in debility of the genital organs. See *Acanthacea Ootungun*.

*Urtic. dioic. cortex radices & flores* (I.) Expectoration of blood. Soreness of the mouth.

UVA PASSA MAJOR & MINUS—raisins are much used in the Punjab; they are exported from Cabul to Lahore and Hindostan. The great raisins, called *Monaka*, are generally used in medicine. See Vol. I. p. 42.

\*UVA URSI (*Arbutus*)—is not known to the Eastern doctors. The leaves of the bearberry I used, I had from an apothecary of Hindostan.

*Uvæ ursi folia* (I.) Diarrhœa with colic. Gleet. Hardness of the stomach. Headache. Inflammation of the penis. Pain in the hepatic region. Pain in the genitals.

VACCINEUM—is the prepared *virus of cow-pox*. I prepared it from the fresh lymph, taken immediately on a lump of sugar, from a healthy young person; after triturating it a few minutes, I dissolved it in proof spirit, and kept it, like other animal preparations, in a well-closed phial, in a dark place. The crusts of the pustules of cow-pox have been recommended in whooping-cough; even vaccination proved beneficial.

*Vaccineum* (III.)

VACHELLIA FARNESIANA, v. *Acacia*.

VALEBIANA JATAMANSI, v. *Nardostachys*.

VALERIANA SYLVESTRIS—is not known to the Lahore native doctors. What I used was from an apothecary at Calcutta. It has lately been recommended in strong doses against epilepsy.

*Valer. sylv. radix* (I.) Inflammation of the glands.  
Lientery. Thoracic pain.

VALLISNERIA SPIRALIS—is not officinal in medicine. The Hindoos, in Hindostan, however, use this plant in the refining of sugar, as the employment of animal charcoal is prohibited by their religion. There are two species of Vallisneria, both of which grow in tanks, or in marshy ground; the one is called *masculine*, the other *feminine*.

VANILLA AROMATICA—is unknown to the Eastern doctors. I used an essence of Vanilla which had been prepared in Europe.

*Vanill. arom. tinctura* (I.)

VENE HERBA, v. *Mentha sylvestris* (*affinis species*.)

VERATRUM ALBUM, *Helleborus albus*—is known to the Hakims, from books, but is not used; not being officinal in Lahore, I had some from an apothecary of Hindostan.

*Veratr. alb. radix* (II.) Pain in the umbilical region.

VERATRUM SABADILLA, v. *Sabadilla*.

\*VERBASCUM (*Thapsus*)—vegetates at Lahore, and still more luxuriantly in the valley of Cashmere; but it is, I believe, very seldom used either by the native or by European physicians. This, as well as the black kind of *mullein*, is supposed to be narcotic; the seeds of both kinds are poisonous to fish.

*Verbasci folia* (I.)



*Verbasci Cashm. radix* (I.) Diarrhœa. Difficulty of hearing. Headache with Giddiness. Pain in the umbilical region. Pain of the shoulders. Soreness of the throat. Thoracic pain with offensive expectoration.

\**VERBENA OFFICINALIS*—grows at Lahore and in Cashmere, as well as in Europe; but it is very seldom used there; and, if I mistake not, but seldom in Europe. Vervain was formerly administered in jaundice, dysentery, gout, ague, calculi, chronic cough, affections of the throat, ulcers, ophthalmia, wounds, etc. That the pulverized root, worn as an amulet, cured a chronic headache, may appear preposterous to doctors of our age; they scarcely can, perhaps, *will not* believe it; and what will they say, when I add the result of my experience in corroboration of this wonder? They are at liberty to say, that I am mistaken; but let them test it, and I am persuaded they will soon be convinced of the truth of my statement. It cannot be denied, that the fame of this efficacious plant rendered it a *symbol of peace*, in time of war, and an ornament to the altars at which the ancients sacrificed. Besides the many other properties I discovered in this plant (when administered in continued small doses) it is an antisiphilitic; so that *verbena* may be called *Veneris Vena*. That the ancients knew not its virtues in venereal diseases, is, probably, owing to their ignorance of this destructive malady. I used both the leaves and the seeds, and proved them to be efficacious; it may be, that in strong doses the effect is widely different. The root I have not tried; nor yet the Cashmearian plant.

*Verben. Lahor. herba* (I.) Nasal inflammation. Quartan ague. Syphilitic burning heat with arthritic pain. Toothache from caries.

*Verben. Lahor. semina* (I.) Syphilis. Thoracic pain.

VERBESINA? KARANJUE, v. Karanjue paharee.

VERNONIA ANTHELMINTICA, v. *Conyza anthelmintica*.

\**VERONICA BECCABUNGA*—is officinal in Cashmere, where it grows in the valley.

**VESPARUM** (*Crabro*) **FAVUM** (*caverna*)—wasp or hornet nests are not officinal, though they are plentiful at Lahore. I tried them, as also their honey, and am convinced that both possess medical properties of importance. The hornet's-nest has lately been recommended as antispasmodic.

*Vespar. favus* (I.) Syphilitic prurigo. Syphilitic ulceration of the throat. Syphilis with Gonorrhœa.

*Vespar. mel.* (I.) Fever with an internal burning sensation.

**VILLARSIA NYMPHÆOIDES**—grows in every part of Hindostan; in Cashmere it vegetates on the lakes, and is given, as food, to cows, in the belief that it increases their milk.

*Villars. nymph. fol. recentes* (I.) Periodic headache.

\***VINCA MINOR**—probably *V. pusilla*, or *V. parviflora*, Roxb., is cultivated in gardens at Lahore.

*Vincæ min. fol.* (I.) Pleurisy (acute and sub-acute)

**VINCETOXICUM** (*Asclepias*) *Hirundinaria* (v. *Chelidonium*)—is officinal at Cashmere. Whether it be *Vincetoxicum vulg.*, *Schult.* or *Vincetoxicum nigrum*, *Mönch.* (the black-flowered) could not be discovered from the sample I brought from Cashmere. The plant which I have figured in the lithographic print, is the common vincetoxicum, with its flowers, for the information of those unacquainted with it.

**VINCETOXICUM** (*Cynanchum*) v. *Cynanchum*.

**VIOLA**—several species of violets are reported to vegetate on the Himalayas and in Cashmere; the *Viola repens* is, however, I believe, the most common, and is that which is most used medicinally in Hindostan. A conserve is prepared annually, at Cashmere, from the fresh flowers and leaves, which is largely exported; there is a great consumption of it in the Punjab. The dried flowers, stalks, and leaves, are officinal with the natives. Violet seeds have been in some repute for expelling gravel and urinary calculi.

*Viol. rep. folia cum flor.* (I.) Coryza. Hypochondriasis, with weeping.

*Villarsia nymphoides.*

*Vincetoxicum vulgare*



*Zingiber officinale.*



*Violæ (Cashm.) confectio* (I.) Prurigo.

\**VIOLA TRICOLOR*. *Jacea*—is unknown to the Eastern doctors. I used an essence prepared in Europe.

*Viol. tricol. tinctura* (I.) Fever and internal heat.

\**VISCUM ALBUM*—mistletoe is abundant in Cashmere on walnut and other trees, particularly in the Eastern part of the Valley. The Hakims administer it against enlargement of the spleen, in wounds, tumors, ulcerations in the ear, etc.

*VITEX NEGUNDO*—grows in Lahore, and is officinal there.

*Vitic. Neg. folia* (I.) Diarrhœa. Gastric-nervous fever.

Nasal ulcer. Pain in the calves. Pleuritic pain in the left side. Salivation.

*Vitic. Neg. semina* (I.) Inflammation of the mouth.

*VITBI FEL*—is officinal at Lahore.

*Vitri fel* (I.) Diarrhœa, even with vomiting.

*VITRIOLUM ALBUM*, v. *Zincum sulphuricum*.

*VITRIOLUM MARTIS*, v. *Ferrum sulphuricum*.

*WARBURGI TINCTURA ANTIFEBRILE*—was, some years back, in repute among the English in Hindostan. According to the Bengal Dispensatory, the principal drug in this nostrum is *Portlandia hexandra* (*Coutarea speciosa*, Aublet's, Guiland) French Guiana bark; but later analyses have discovered it to be a compound of aloes, camphor, saffron, roots of angelica and zedoaria, dissolved in proof-spirit; with the addition, to each phial, of six grains of sulphate of quinine. I tried this essence in full doses, in fevers, without any remarkable success; I, therefore, used it in small doses only, without dilution, moistening pastiles with it, when I found that it removed itching and burning sensation of the skin, also salivation.

*WEIGHTIA ANTIDYSENTERICA*, v. *Nerium antidysentericum*.

*XANTHOXYLUM HOSTILE*. *Xanthoxylum aromaticum*—is a tree in the Himalayas and in the mountains of Cashmere. Branches, as thick as a finger, serve the natives as tooth-brushes; thicker branches are used by the faqueers as walking sticks, also to triturate the hemp-plant, in preparing their beverage. In using a triturator possessing pepper-like aromatic qualities, they spare

the pepper which is usually added to the hemp-plant. See Vol. I. pl. 10, *Bhangee*. The natives recommend this wood in catarrhal diseases of the mucous membrane. The capsules and seeds are employed for intoxicating fish, and are chewed as a remedy in toothache (Royle). Besides the seeds, I used the bark, together with the sharp prickles which are attached to it by large bases.

*Xanthoxyl. cortex ligni* (I.) Coryza.

*Xanthoxyl. semina* (I.) General pains with fever.  
Hæmaturia.

**XYLOBALSAMUM**—is officinal with the Hakims at Lahore.

**ZEDOARIA CURCUMA**, v. *Curcuma Zedoaria*.

**ZEDOARIA LONGA**, v. *Curcuma longa*.

**ZEDOARIA ZERUMBET**—is officinal at Lahore.

*Zedoar. Zerumb.* (I.)

**ZELEMICÆ BACCÆ**—Hub-ool-Zulm; probably a species of *Gundelia*; the seeds are officinal with the Hakims; they use them as aphrodisiac, to stimulate the secretion of semen.

*Zelem. baccæ* (I.)

**ZINCUM**—is sold at the Lahore bazaar; the Hakims use zinc chiefly externally, and then in composition, as dry collyrium in ophthalmia. I rubbed a piece of zinc on a hard stone, under water, and dried the powder between bibulous paper: this I used internally. *Acetate of Zinc* has been recommended in *Angina tonsillaris*, *Chloride of Zinc* in *blenorrhagia*, *Valerianate of Zinc* in *cataplexy*, and *Tannate of Zinc* (injections) in *gonorrhœa*.

*Zinc.* (I.) Deafness. Epilepsy. Fever. Pain in the ear.

**ZINCI IODURETUM.** *Zincum iodatum*—is unknown to the native doctors at Lahore. European practitioners know iodide of zinc to be a corrosive poison quite unmanageable; therefore they have reason to abstain from its use, when they know not how to administer it advantageously. I am of opinion that a small quantity of almond oil, one drop to one grain of the salt, mitigates its corrosive property; where this is required, therefore, I always employed the two together, as—

*Zincum iodatum amygdalatum* (III.) Deafness. Fever.

Sciatica. Sub-acute arsenical disease. Syphilis.

**ZINCUM SULPHURICUM.** *Zinci sulphas cum aqua*—is a preparation unknown to the native doctors at Lahore. *Sulphate of Zinc* has been proposed as an *antiseptic*. The following topical astringent remedy has been recommended in sprains, contusions—with or without wounds—in fractures with tumefaction and effusion of blood, in erysipelas, incipient whitlow, and various ulcers. Take alum and sulphate of iron, of each 500 parts; sal ammoniac, sulphate of zinc and oxyde of copper, of each 90 parts. The whole to be fused by a gentle heat. A small piece is to be dissolved in water, and a cloth dipped in the solution to be placed over the part affected. My Jerahs (native surgeons) at Lahore, to whom I gave this recipe, greatly eulogized its effects, and used it extensively in the affections above named; also as collyrium in ophthalmia, as a clyster in diarrhœa, and as injection in fistula lachrymale, otitis purulenta, gonorrhœa secundaria, etc.

*Zinci sulph.* (II.) Epilepsy. Obscurity of vision.

Mercurial-syphilis. (Alternately iod. amygd.) Syphilis.

**ZINGIBER OFFICINARUM**—is officinal at Lahore, being a product of Hindostan and the Punjab. The Hakîms administer ginger in dyspepsy, diarrhœa, lientery, atony of the genital organs; they assert that it is in its effects sometimes injurious to the head. Frictions with tincture of ginger has been recommended in myopia.

*Zingib. off. radix* (I.) Hemicrania. Painful swellings of the feet.

**ZINGIBER RECENS**—is sold at the Lahore bazaar during the cold season, being a favorite spice with the natives; this, however, is a fibrous kind which is good for culinary purposes, but is not fit for conserve.

*Zingib. recentis radix* (I.)

**ZIZYPHUS**—there are at Lahore different species of jujube trees, some cultivated, others growing wild; they bear their

fruit in the cold season; some of them are one inch in length, and two-thirds of an inch in diameter, of a yellowish colour, somewhat acid and sweet; the natives are fond of the fruit, pretend it is wholesome, and that it strengthens the digestion when a few of them are eaten after a meal. Dr. Royle is of opinion that this fruit—the *anab*—is a product of Cashmere; but I doubt this. From Cabul they also bring *anab* to Hindostan.

*Zisyp. Jujub. fructus* (I.) Diarrhoea.

*Zisyp. Jujub. gummi* (I.) Colic. Itching, burning and pricking in the skin.

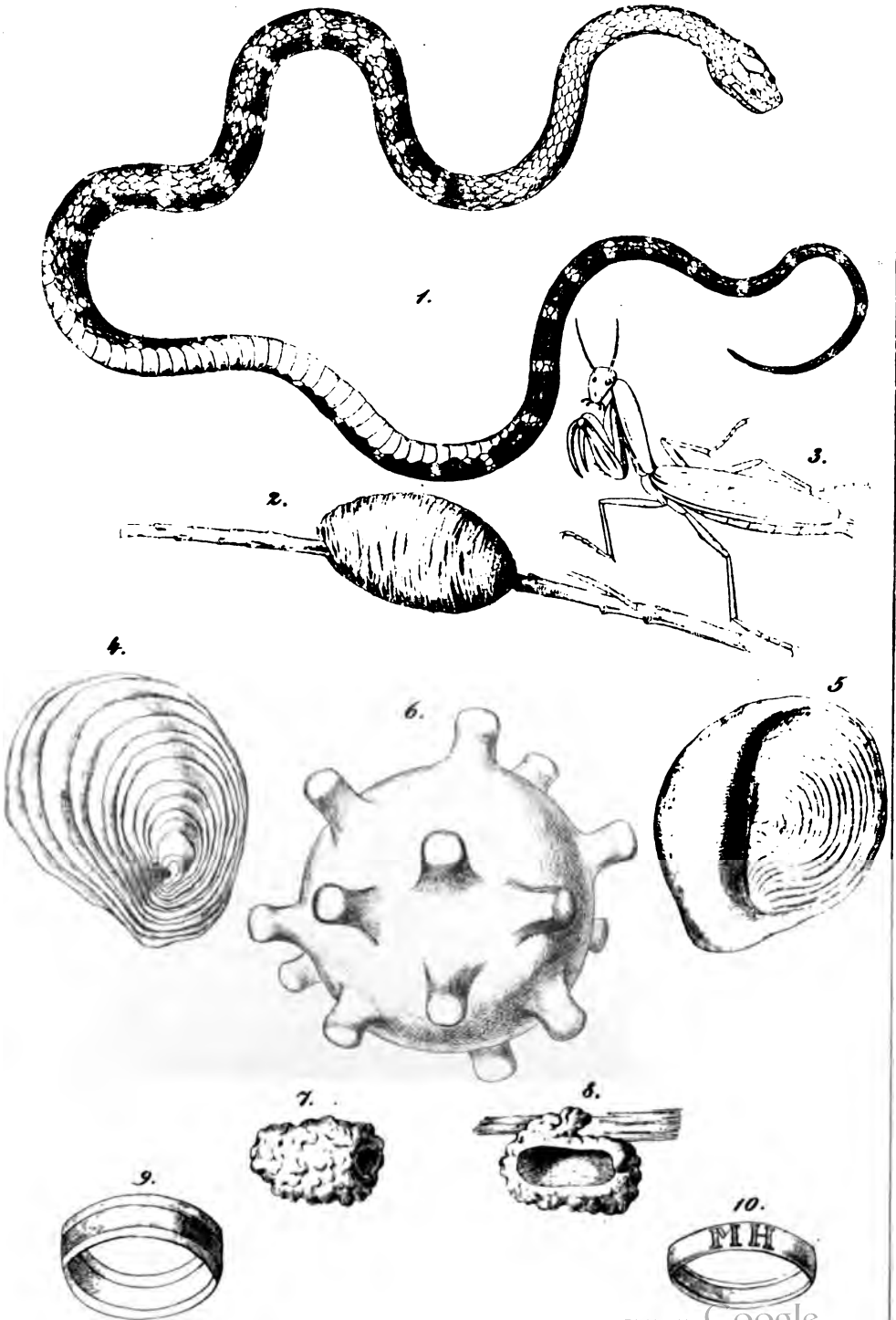
*Zisyp. vulg. fructus* (I.) Diarrhoea. Soreness of the throat and fauces.

Z H O E A B I A—the leaves of this plant, it is said, resemble those of thyme, and the flowers those of lavender. It grows on mount Olympus in Asia Minor. The decoction of this plant has been recommended in cholera-morbus.

Z O R N I A (*species*)—is Dealsing's root for fever. See Vol. II. p. 270.

Z U L M, H U B - O O L, Habzelia? (Ethiopian pepper) v. *Zelemicæ baccæ*.







# Medical Vocabulary.

VOL. II.

24



## NOTICE.

I annex this Vocabulary to aid English physicians in the Punjab in acquiring the *names* of the drugs of that country, together with those of the Cashmerean plants. I have retained those terms which I think to be correct in Ainslie's *Materia Indica*, in the Bengal Dispensatory, and the Bengal Pharmacopœia. The Turkish, Arabian, and Persian words, are partly from Ebn Beithar, and from the Dictionaries of Bianchi, Meninski and Richardson. Those words which have spaces between their letters in the Turkish, Arabian, and Persian columns, are the Greek or Junani words used by the Hakims; those spaced words in the Indian and Cashmerean column are the Cashmerean names of the plants of that country.

As many plants and drugs have different appellations, the reader may consult the *Materia Medica* of this volume, for their various names. To assist the English reader, I have added an English-Latin Index to this Vocabulary.

<i>Latin.</i>	<i>English.</i>	<i>French.</i>	<i>German.</i>
<b>A</b>			
<b>Abdomen</b>	belly	ventre	Bauch
<b>Abelmosch. mosc. sem.</b>	musked seeds	graines musquées	Bisamkörner
<b>Abies</b>	fir	sapin	Tanne
<b>Abortus</b>	miscarriage	avortement	Fehlgeburt
<b>Abrus precatorius</b>	indian liquorice	liane à réglisse	Paternostererbse
<b>Abcessus, Apostema</b>	abcess	abcès, apostème	Eitergeschwür
<b>Acacie succus</b>	acacia juice	suc d'acacie	Acaciensaft
<b>Acacia Farnesiana</b>	acacia farnesiana	acacia farnesiana	Acacia farnesiana
<b>Acacia vera</b>	acacia	acacia	Schotendorn
<b>Accessus, Paroxysmus</b>	paroxysm, attack, fit	accès de fièvre	Krankheitsanfall
<b>Acetum</b>	vinegar	vinaigre	Essig
<b>Acidum</b>	acid	acide	Säure
<b>Achyranthes aspera</b>	rough achirantes	cadéleri	Sprenblume, scharfe
<b>Aconitum dissectum</b>	monk's-hood	aconit	Sturmhut, feinblättrig
<b>Aconitum ferox</b>	monk's-hood	aconit, poison root	Sturmhut, wilder
<b>Acon. heterophyllum</b>	monk's-hood	aconit	Sturmhut, fremdblättr.
<b>Aconitum Napellus</b>	comm. monk's-hood	aconit napel	Sturmhut, blauer
<b>Acor ventriculi</b>	stomach acidity	acidité dans l'estomac	Magensäure
<b>Acupunctura</b>	acupuncture	acopuncture	Nadelpunktiung
<b>Acutus morbus</b>	acute disease	maladie aiguë	Krankheit, hitzige
<b>Adamas</b>	diamond	diamant	Diamant
<b>Adeps</b>	fat	graisse	Fett
<b>Adstringentia</b>	astringents	astringents	Mittel, zusammenz.
<b>Aeger</b>	patient	malade	Kranke, Patient
<b>Agaricus</b>	agaric, mushroom	agaric	Blätterchwamm
<b>Agrimonia</b>	agrimony	agremoine	Odermennig
<b>Ajowain, Sis. Ammi L.</b>	seed of bishop's-weed	sison	Kleines Sison
<b>Ajuga</b>	bugle	herbe de St. Laurent	Wechselfeberkraut
<b>Album</b>	white	blanc	Weiss
<b>Alembicus</b>	alembic	alambic	Destillirkolben
<b>Alcanna, Anch. tinct.</b>	alkanet, Dyer's bugl.	orcanette tinctoriale	Alkannawurzel
<b>Alchymia</b>	alchemy	alchimie	Goldmacherel
<b>Allium Porrum</b>	leek, shalot	échalote, porreau	Schnitlauch
<b>Allium sativum</b>	garlic	ail	Knoblauch
<b>Aloë</b>	aloes plant	aloës	Aloespflanze
<b>Aloes</b>	aloes	suc d'aloës	Aloë
<b>Aloëxylon</b>	aloes wood	bois d'aloës	Aloëholz
<b>Alopecia</b>	falling off of the hair	alopécie	Fucherräude
<b>Alternanthera sessilis</b>	alternanth., sessile	alternante sessile	Altern. sitzende
<b>Althæa</b>	marsh-mallow	guilmauve	Eibisch
<b>Alumen</b>	alum	alun	Alaun
<b>Amaranthus cruentus</b>	amaranth	amaranthe	Amarant, blutrother
<b>Amaranth. gangeticus</b>	velvet-flower	amaranthe légume	Amarant vom Ganges
<b>Amaranth. sanguineus</b>	amaranth	biette impérissable	Tausendschön, Amar.
<b>Amarus</b>	bitter	amer	Bitter
<b>Amaurosis</b>	blindness, nervous	goutte seréine	Staar, schwarzer
<b>Ambræ grisea</b>	ambergis	ambre gris	Ambræ, graue
<b>Ambustio, ustio</b>	a burn or scald	brûlure	Brandschaden
<b>Amenorrhœa</b>	obstr. of the mens. flux	obstr. des menstr.	Reinigung mon. maang.
<b>Ammania vesicatoria</b>	blistering ammania	ammania vesicatoire	Amm. blasenzieh.
<b>Ammoniacum</b>	gum-ammoniacum	gummi ammoniacque	Ammoniakgummi

<i>Turkish.</i>	<i>Arabian.</i>	<i>Persian.</i>	<i>Indian &amp; Cashm.</i>
kâ'n	bâ'n	shikem	pet, t'hed
musk tokhmeë	hub-ul-musk	hub i musk	kala kaatree
tsham aghajee	sha	sunnober	cheel, de ar
chojook dooshoormak	moskrut-ul-olat	shikum undakhtun	pait girrana, sutmah
khoros guesee	ain-ul-dik	chehshem i khoros	goonch, rott(en)
doombeles, chilban	itla, choban, doomool	dumbul, amas	(burrah)phora, balore
a k a k i a	a k a k i a	a k a k i a	a k a k i a
		ummogelan	gooya-babula
jaban erigin	karas, send? semit?	mogheel	keekur
istima tutmâ'ee	dour	nobad	varee, baree
sirke, turshee	khull	seerka, sirka	seerkeh
ekahl, eahkee	hamud, hamda	turahee	katta, pblkee
h a r v a j u n	haleem	oputkendah	lal chirchiri
bir nevee bish	khanek-ul-nimr	bish (beesh) i kesem	jokser mehlnpat.val,
bir nevee bish	bish(nak), ageighaea	ageighia, atisingeea	meetha-(tella)-suber
bir nevee bish	bish, beesh	atee, butees	jokser, nerr-mada
bir nevee bish	bish, beesh	bish (beesh) i kesem	bedebish? kariput?
juregen ekshisee	hamud-ul-meoadeh	turshi i del	khutta kullajai
igne sokmasee	faal-ul-ibrah	susen sedenee	sooe marna
khastaluk jedeed	marâ i hadd	beemaree(16s) hur	sukht(ouk)beemaree
ulmas	ulmas	ulmas	heera
jagh, semialik	dehan, shahem	furbeh	mota mas, churbee
kabizat	kabisat	kabisat, qubsee	pait bund honee keed.
hasta, kefais	meris, merid	bimar	manda
garikon	agarikon	gharikun	garikoon
kolun otu	ghaât	ghafes	ghafes
kemün melukee	amooos	nankah	juvaneë, ajouata
sitma otu	hashisht-ul-beerdie	ghah i lerszh	jan i adam
ak, bees	abiet, ables	sefeid, suffed	cheeta
embik	ul lambik, kerkah	enbyk, karambik	karembek
haval dabuwa	shenkar	djoobjoo	rutunjet
kimia	alkymyah	kimisee	keemeea
arpajik soghaneë	kurras	gendeneh	kras
sarmysak	sum, thoom	seer	luhsoon
		hoargendel	gikwar
saree saber	sabrah	munsebir, sibbir	moosabher, el(y)uwa
nd agajee	calumbuk, aghalooch.	oud(hindee)	aggur, agor
satsch deukelmesseë	dau-ul-sajeb	ilet rikten i moo	valsher
		pankra seeah	kalee pankra
khatoom	khubelst-ul-bâkara	khutmee	gool khiree
shebb	shebb, shibbeh	sajbeur	phiktoree, puttakar.
kadife chichegee	arus dar pardeh?	taj i khoros	gool i kalga
a m a r i t h o n	a m a r i t h o n	lail sag	lail sag
arbus?solm.chichegee		siwul	choral, genhar
ajee	morr	talkh	koura, kourse
giôsde kara perde	maul astoad	abi seeah	kala pancee
unbur	anbar (ashkar)	shah booi	amber
junak	harik	soktegee	serna, jelnah
ailyk (ekstiklik) kusur	kulet (habs)-ul-hels	kalliet (habs)-ade	kamerie-(bund)tora
			daderbootee
chadir ushuk	ualek	semugh bilahereen	oosh(â)k

<i>Latin.</i>	<i>English.</i>	<i>French.</i>	<i>German.</i>
Ammon. caust. liquid.	liquor of amm. caust.	ammoniaque caust.	Salmiakgeist, ätzend.
Ammon. muriaticum	sal ammoniac	sel ammoniac	Salziak
Amphisbena	amphisbena	serpent amphisbène	Doppelkriecher
Ampula vitrea	bottle	bouteille, ampoule	Glassflasche
Amuletum	amulet	amulette	Anhängel
Amygdale	almonds	amandes	Mandeln
Amylum, Fucula	starch	amidon	Satamehl
Anacardium occident.	cashew nut	anacardie	Elephantenlaus
Anacardium orientale	marking nut	noix de marais	Acajou, Ächter
Anagallis	pimpernel	mouron	Ganchheil
Anasarca	general dropay	anasarque	Haut-Wassersucht
Anatomia	anatomy	anatomie	Zergliederungskunst
Andropogon muricat.	(fragrant smell. root)	barbon	Bartgras
Anemone	(wind flow.) anemone	anémone	Klapperrose
Anethum graveolens	dill	aneth	Dill
Angelica	angelica	angélique	Engelkraut
Angina	angina, quinsey	esquinancie	Halsentzündung
Anguineum	prep. serpent's virus	poison de serp. prep.	Schlangengift, prep.
Animal	animal	animal	Thier
Anisi vulg. sem.	anise seed	grains d'anis	Anissamen
Anisum stellatum	star anise	anis étoilé, badiane	Sternanis
Anodyna, remedia	anodynes, remedies	anodins, calmants	M., schmerzstillende
Antimon. sulphuret.	sulphuret of antimony	sulfur d'antimoine	Schwefelpestsaglan
Antimon. tartaric.	tartar of antimony	tartre émétique	Brechweinstein
Antitoxic, Antidotum	antidote	contre-poison	Gegengift
Anus, Culus, Podex	anus, breech, buttock	anus, cul, derrière	After, Geäss, Hintere
Aphrodisiaca (remed.)	aphrodisiacs	aphrodisiaques	Geschlechtstrieb M.
Aphthæ	aphthæ, thrush	aphthæ	Schwämmchen
Apium graveolens	celery	céleri, ache	Sellerie
Apoplexia	apoplexy	apoplexie	Schlagfluss
Apothecar., Pharmac.	apothecary	pharmacien	Apotheker
Appetitus	appetite	appétit	Esslust
Aqua	water	eau	Wasser
Aquilegia Moorcroft.	columbine	colombine anchoite	Wiesenraute
Arabicum, gummi	gum arabic	gomme arabique	Gummi Arabicum
Araneum	spider's web	toile d'araignée	Spinnengewebe
Arbor	tree	arbre	Baum
Ardor	a burning heat	chaleur brûlante	Hitze, brennende
Areca Catechu nux	betel nut	noix de betel	Areca palm-nuss
Arena	sand	sable	Sand
Argemone mexicana	yellow/prickly) thistle	argémone	Stachelmohn
Argentum	silver	argent	Silber
Argentum nitric. fus.	lunar caustic	pierre caustique	Höllenstein
Argilla	clay	argile	Thon-(Alaun)-erde
Ariseema gracile	slender arum	gouet a tige grêle	Aris. schwächtig.
Aristolob. longa	long birthwort	aristoloche	Lange Osterluzel
Aristolob. rotunda	round birthwort	aristoloche	Runde Osterluzel
Armeniacum malum	apricot	abricot	Aprikose
Armoracia	horse radish	raifort	Meerrettig
Arnica montana	wolf's (leop.) bane	arnica	Wohilveri, Fallkraut
Aromatica, remedia	aromatics	épicerias	Gewürze Würzmittel



<i>Turkish.</i>	<i>Arabian.</i>	<i>Persian.</i>	<i>Indian &amp; Cashm.</i>
nowshadir robee nowshadir	roh-ul-nowshadir nowshadir, armina?	arék i nowshadir nowshadir mar do dahan bottel (seeah) tavees badam nishasteh kechoo badam belawine, pilara chanenee (istiakha)tablee ilm i teshrih gowgeea numan? tokhm i shibbet soombool khatayé geloo poktegee liatah as seher i mar	nowshadir ke arkh nowshadir sanp do mooha bottel ke shishe juntar, tuga badam ke gurree gechoonksheer hidjelee badam engnadsch magunes bagheee sarai buddun ke sooj kam ke teshrih lskeer, khuskhush gool si tel koobee soya. (A. sowa)
bulbule, kabalak tavees, hamall, nuaka badam abgoon an a k a r d i a jedoar hindee bahersak otu istiakha, syksalik ilm i teshrie	bakbuka, kesas hamayl lous(an) leblab-ul-kambh an a k a r d i a belader katil elalak istiskha tablee ilm-ul-teshriah askhur shakshekik buur-ul-shibbet meleysayeh khunnak	haiwan anison badian roomle badian khatayé dawa teskinat i durd surmah istifrag nemegee fadseher, teriak koon koowut i báh poktegee dehen krufs, melaah? sakta attar, dawafrahe gooringee ab	gal-(ke-plr)-kedird sabvala dawa janwur raslaneh roomie anaspul aram ke shai surma, soorma ooltee ke dawa fadseher gand, chitiur murdee ke dawa moonh ke joeshe ajmood (A. involuer) sakta pusaree, uttar pok, bhook panee, jul k a r e e p o t r e e kavit ke gond mukree kejala jar
gellnjik chitchegee darah otu melayik otu boghas kyasilmassee	behima anison badian khatayé muskinat-ul-wodja ismud, kohl dowa-ul-keh dut-us-semm (syn)etitis, makat mobehyat buhumrun? kurufs, hesleh? noktah, hamdet attar, beya dawa kabyi, jooa ma, moy(eh)	sumgh arabee euroomjek aghee agdash janik isaidjaklik sooparee koom, tash a r g a m o n e gümtash jehennem tashee baltjik, kil jilan betahagi otu usun surawund juvarlak surawund mishmish, kajay hyreu	gal-(ke-plr)-kedird sabvala dawa janwur raslaneh roomie anaspul aram ke shai surma, soorma ooltee ke dawa fadseher gand, chitiur murdee ke dawa moonh ke joeshe ajmood (A. involuer) sakta pusaree, uttar pok, bhook panee, jul k a r e e p o t r e e kavit ke gond mukree kejala jar surun, juliun, tao suparee(chiknee,talle) kynkur, ret, ror berband chandee, roopa kaushtek cheekunee mittee sapemak, surengendo surawund tauil surawund mooderuj mishmish
haiwan anason bavian khatayé aghre dindirjee demirboosan, rastyk tartar kusturujoo pansehir göt(deligi), beusuk mushtehlat aghsen bokharee kerevis, a u r a s a l i n . damla edsajjee, speciar isht(i)ha soo	sumagh arabee dam-nl-ankeput abujur harr harek foful raml, hessat a r g a m o n e fusseh, fodda bajar-ul-jehennem tinl(maktum)mogresa luf? dekabatrun? a r i s t o l o k i a surawund mudawrooj serdaloo fidahl? khanek-ul-selb behar, ottareh	goond i kiker kelaskhaneh d(a)raht soosesh sooparee (kati) sungh i rise shlal kanta (beng.) nokra, seem sung i djeheunem gil suffed katuahena surawund tauil surawund mudawrej zurd aloo	hoshboo mosaaleh
baharlar		mosaleh	

<i>Latin.</i>	<i>English.</i>	<i>French.</i>	<i>German.</i>
<i>Arts, Scientia</i>	art, science	art, science	Kunst, Wissenschaft
<i>Arsenicum</i>	arsenic, ratsbane	arsenic	Rattengift, Arsenik
<i>Artemisia Abrotanum</i>	artemisia	armoise	Stabwurz, Belfuss
<i>Artem. Absinthium</i>	wormwood	absinthe, spec.	Wermuth
<i>Artemisia Austriaca</i>	wormwood (ind.?)	absinthe spec.	Art. oesterreich.
<i>Artemisia leptoph.</i>	wormwood	absinthe spec.	Art. schmalblättr.
<i>Art. vulg. (aff. spec.)</i>	mugwort (variety of)	absinthe spec.	Art. gemein ähnl.
<i>Arthritis, Dolor artic.</i>	arthritis, gout	arthrite, goutte	Gicht, Gelenkgicht
<i>Arum campanulatum</i>	esculent root	racine alimentaire	Eine essbare Wurzel
<i>Aram colocassia</i>	Egyptian ginger	racine alimentaire	Eine essbare Wurzel
<i>Asa foetida</i>	asa foetida	asa foetida	Stinkender Asand
<i>Asarum</i>	asarabacca	as(s)aret, cabaret	Haselwurz
<i>Ascites</i>	dropsy of the belly	ascite	Bauchwassersucht
<i>Aselli Jecoris oleum</i>	cod-liver-oil	huile de morue	Leberthran
<i>Asparag. ascendens</i>	asparagus	asperge	Spargel
<i>Asparagus officinalis</i>	common asparagus	asperge	Spargel, gemeiner
<i>Asparagus sarment.</i>	lin. leav. Asparagus	asperge	Rankender Spargel
<i>Asphaltum</i>	bitumen, asphalt	bitume, asphalt	Judenpech, Erdharz
<i>Asphyxia</i>	suffocation	asphyxie	Scheintod
<i>Aspidoclonion semif.</i>	—	pongar?	Ringschlange
<i>Aspis Naja</i>	cobra di capello	serpent à lunettes	Brillenotter
<i>Asplenium</i>	spleenwort	doradille	Milzfarn, Milskraut
<i>Asthma, Dyspnoea</i>	asthma	asthme	Engbrüstigkeit
<i>Astragalus</i>	astragalus	astragal	Wirbelkraut
<i>Astrologia</i>	astrology	astrologie	Sterndeutung
<i>Atramentum</i>	tint, ink, black dye	teinture noire, encre	Schwärze, Dinte
<i>Atrophia</i>	atrophy	atrophie	Darr-(Schwind)-sucht
<i>Attenuantia remedi.</i>	attenuant remedies	atténuants	Verdünnende Mittel
<i>Aurantium pomum</i>	orange	orange	Orange, Pomeranze
<i>Auripigmentum</i>	orpiment	orpiment	Oppermert
<i>Auripigm. foliatum</i>	leafy orpiment	orpiment feuillé	Blättrig. Opermert
<i>Auripigm. rubrum</i>	realgar	arsenic rouge	Rother Arsenik
<i>Auris</i>	ear	oreille	Ohr
<i>Aurora</i>	break of day	aurore	Morgenröthe
<i>Aurum</i>	gold	or	Gold
<i>Avellana nux</i>	hazel-nut, filbert	noisette, avellane	Haselnuss
<i>Bacca</i>	berry	bale, grain	Beere
<i>Balaustia</i>	pomegranate flowers	balanste	Granatblüthe
<i>Balbutio</i>	stuttering	bégaiement	Stottern, Stammeln
<i>Balneum</i>	bath	bain	Bad
<i>Balsamum</i>	balm	baume	Balsam
<i>Balsamum de Mecca</i>	balsam of Mecca	baume de la mecque	Meccabalsam
<i>Bambusa arundinac.</i>	bamboo	bambou	Bambusrohr
<i>Barba</i>	beard	barbe	Bart
<i>Bardana</i>	burdock	bardane	Klettenkraut
<i>Barleria longifolia</i>	longleaved barleria	barrière	Barlerie, langblättrige
<i>Barrington. acutang.</i>	—	—	Barringt. spitzeckige
<i>Basella rubra</i>	red basella	baselle rouge	Basella, rothe
<i>Basella latifolia</i>	broad leaved basella	—	Baselle, breitblättrige
<i>Batatas convolvulus</i>	sweet potatoes	—	Erdäpfel, süsse Art
<i>Bauhinia tomentosa</i>	mountain ebony flow.	bauhinie	Bauhinie, silige

<i>Turkish.</i>	<i>Arabian.</i>	<i>Persian.</i>	<i>Indian &amp; Cashm.</i>
ilm, marfet, ustalyk syshsan otu kafs otu, misk otu pelln (otu) kaisum, kysum afsuntyn misk nlkris (podagra)	sanaah, lekmet, ilm turab-ul-halic dakn-ul-sbelk? afsunteen sandjasef, afsanteen afsantyn ud-ul-hela wojs-ul-mlook	ustakari, hikmut, ilm sum-ul-far, sunkhea bui maderan duna (Ind.) birunjasef kowhie afsentin Kashmere nagduna, nagdowna derd l mufasel ovei? susen? kuchoo(joo) engozeh, ungoozeh muskbala, tucktr latsika sekkee	karigeri, hoonur suffed sumbhul nagdowna? murwa, tatwain downa, gundmar tatwain mada dagitahau paharee jurieu ke plir, gent seminkand ghoyan hing nitermals, most jeloder, jéltunder
sheitan bokoo asaron, kredi otu latsika sekkee balyk jaghy	arbee, adsen-ul-él renjidan, hilteet asaroon latsika sekkee	mar (chobeh)-ghes mussel suffed zift roomie, moomiyae bead shudeni nefs	sutawur hulyoon sutam-oolae selajet, mosti sungh dem(sah)bund sengtahur, pungar? afeleh, fenleh tchapa butee (A. rad.) sah ouks gagerkoooodoo, drab jotusee, jotikhee s(h)laee, shabee, rung sil mooleien narindsh, nareenj hurtal tankee hurtal mansil, mantahel kân, kun veda fejer, suvera soona binduk daneh gool(e)nar tetrauneh ghassel, hummam belesan roghane belesan bans daroe
kuah koumas	veramya	mar (chobeh)-ghes mussel suffed zift roomie, moomiyae bead shudeni nefs	sutawur hulyoon sutam-oolae selajet, mosti sungh dem(sah)bund sengtahur, pungar? afeleh, fenleh tchapa butee (A. rad.) sah ouks gagerkoooodoo, drab jotusee, jotikhee s(h)laee, shabee, rung sil mooleien narindsh, nareenj hurtal tankee hurtal mansil, mantahel kân, kun veda fejer, suvera soona binduk daneh gool(e)nar tetrauneh ghassel, hummam belesan roghane belesan bans daroe
shishgan, kyr damia boghulmak	hemar, kufr-ul-jahood habs-ul-nefes	mar (chobeh)-ghes mussel suffed zift roomie, moomiyae bead shudeni nefs	sutawur hulyoon sutam-oolae selajet, mosti sungh dem(sah)bund sengtahur, pungar? afeleh, fenleh tchapa butee (A. rad.) sah ouks gagerkoooodoo, drab jotusee, jotikhee s(h)laee, shabee, rung sil mooleien narindsh, nareenj hurtal tankee hurtal mansil, mantahel kân, kun veda fejer, suvera soona binduk daneh gool(e)nar tetrauneh ghassel, hummam belesan roghane belesan bans daroe
saghye jylan	skufenderjun seek-ul-nafs	senidaru? hasbyan, dumâ	sutawur hulyoon sutam-oolae selajet, mosti sungh dem(sah)bund sengtahur, pungar? afeleh, fenleh tchapa butee (A. rad.) sah ouks gagerkoooodoo, drab jotusee, jotikhee s(h)laee, shabee, rung sil mooleien narindsh, nareenj hurtal tankee hurtal mansil, mantahel kân, kun veda fejer, suvera soona binduk daneh gool(e)nar tetrauneh ghassel, hummam belesan roghane belesan bans daroe
tenk nefaalik	skufenderjun seek-ul-nafs	senidaru? hasbyan, dumâ	sutawur hulyoon sutam-oolae selajet, mosti sungh dem(sah)bund sengtahur, pungar? afeleh, fenleh tchapa butee (A. rad.) sah ouks gagerkoooodoo, drab jotusee, jotikhee s(h)laee, shabee, rung sil mooleien narindsh, nareenj hurtal tankee hurtal mansil, mantahel kân, kun veda fejer, suvera soona binduk daneh gool(e)nar tetrauneh ghassel, hummam belesan roghane belesan bans daroe
nydyza bakma moorekep verem, ariklik muletifaf toorooj zernikh japrakies hurtal kôrmeel sitahan otu koolak sabah aghermassee altyn fundook jemlah, temer enar chichoguee peltekiemek hamam, hummam peleseng jaghee khiabah pelesengee hind kamyachee sakal doolavrat (otu)	ilm ûnûdshûm medad, hebr dokk multitafaf utrooj ursanikeon varkee hurtal monsel ldn, esn sahar, seher deheb, seheb bunduk habb, hebbeh, hub djele nar ledghah, temtem? hamam, hummam belesan belesan-ul-mekki sherif kassab, jaramla? dakn, layah lusmyk?	munejoom-kari roshunae, merkeb dekk muletifaf naridsh zern(e)lik surd varkee hurtal lal sumb., zernik surh goosh terkee, chalang tilla finduk habb gool nar loknet seban absen, hummam belesan roghan i belesan bamboo, bans reesh	sutawur hulyoon sutam-oolae selajet, mosti sungh dem(sah)bund sengtahur, pungar? afeleh, fenleh tchapa butee (A. rad.) sah ouks gagerkoooodoo, drab jotusee, jotikhee s(h)laee, shabee, rung sil mooleien narindsh, nareenj hurtal tankee hurtal mansil, mantahel kân, kun veda fejer, suvera soona binduk daneh gool(e)nar tetrauneh ghassel, hummam belesan roghane belesan bans daroe
deriah semer	deriah semer	semunderpel	talmakana semunderphul huibutee, poee muva, mohowa shukkerkund usmadugha (sanscr.)

<i>Latin.</i>	<i>English.</i>	<i>French.</i>	<i>German.</i>
<i>Bauhinia variegata</i>		bauhinie	Bauhinie
<i>Bdellium gummi</i>	bdellium	bdellium	Bdellium
<i>Behen (Been) album</i>	white rha pontic	behen blanc	Behen, weisscr
<i>Behen (Been) rubrum</i>	red behen	behen rouge	Behen, rother
<i>Belemnites</i>	arrow-stone	pierres de linx	Wurfstein, Pfeilstein
<i>Belladonna</i>	nigbtshade (deadly)	belladone	Tollkirasche
<i>Bensoes</i>	benzoin	benjoin	Bensoëgummi
<i>Berberis Lycium</i>	lycium	lycion	Kreuzdorn?
<i>Berb. lyc. extract.</i>	extract of lyceum	extrait de lycion	Kreuzdorn? extr.
<i>Berberis</i>	barberry	vinettler	Berberitze
<i>Bertholet. lanceol.</i>	berthelotia	berthelotia	Berth. lansetförm.
<i>Beta vulgaris</i>	red beet	betterave	Rübe, rothe
<i>Betonica officinalis</i>	wood betony	betoine	Zehrkrant
<i>Besoardic. animale</i>	besoar-stone anim.	besoard animal	Besoardstein, thier.
<i>Besoardic. mineralis</i>	serpentine	besoard mineral	Gifstein
<i>Bistorta</i>	great bistort	bistorte	Schlangenwura
<i>Blepharoptosis</i>	palsy of the eye-lid	paral. de la paupière	Augenliedlähmung
<i>Blumea auriculata</i>			Blumea auric.
<i>Bolus armenius</i>	bole armenian	bole d'armenie	Bolus, armenischer
<i>Bombacis hep.gummi</i>	gum of the semultree		Baumw. B. 7blättr. g.
<i>Bombac.heptaph.rad.</i>	root of the semultree		Baumw. B. 7blätt. W.
<i>Bombac. pentandr. g.</i>	gum of the cotton tree		Baumw. B. gummi
<i>Borax</i>	borax	borate de soude, borax	Borax
<i>Borborygmus</i>	borborygm	borborygme	Knurren im Leibe
<i>Bovista</i>	puff-ball	vesse-de-loup	Bovist
<i>Brassica oleracea</i>	cabbage	chou	Gartenkohl
<i>Bryonia alba</i>	bryony	bryone	Zannrübe, Gichträbe
<i>Bubo</i>	bubo, abscess	bubon	Leistenbeule
<i>Butese frondos. flores</i>	tisso flowers		Butesablum., belaubte
<i>Butese frondos. folia</i>			Butesablätter belaubte
<i>Butese frond. gummi</i>	beng. kino, palas gum		Butes gummi
<i>Butese frond. semina</i>			Butesamen belaubte
<i>Butomus umbellatus</i>		butome à ombelle	Binsenblume
<i>Butyri serum</i>	bu'termilk	babeurre	Buttermilch
<i>Butyrum</i>	butter	beurre	Butter
<i>Butyrum recens</i>	fresh butter	beurre frais	Butter, frische unges.
<i>Cacalia Kleinia</i>	hart's ear	cacalie	Pestwura, canarische
<i>Cachexia</i>	cachexy	cachexie	Kachexie
<i>Cacoehymia</i>	cacoehymy	cacoehymie	Säfte, verdorbene
<i>Cactus Tor</i>	melon-thistle?	mélocacte?	Melonendistel
<i>Cadaver</i>	carcass	cadavre	Leichnam
<i>Cæcus</i>	blind	aveugle	Blinde
<i>Calaminaris lapis</i>	calamine	calamine	Calmeistein
<i>Calamus aromaticus</i>	sweet flag	acore véritable	Kalmus
<i>Calcinatio</i>	calcination	calcination	Verkalkung
<i>Calculus renalis</i>	gravel	gravelle	Nierengries
<i>Calculus vesicalis</i>	stone in the bladder	pierre dans la vessie	Blasenstein
<i>Calebrookea oppos.</i>	calebrookea	calebrookea	Calebrookea
<i>Calendula</i>	marigold	fleur de souci	Ringelblume
<i>Caligo</i>	obscurity of sight	obscuriss. de la vue	Sehverdunklung
<i>Calophyllum Inoph.</i>		calophylle	Grosses Schönblatt



<i>Latin.</i>	<i>English.</i>	<i>French.</i>	<i>German.</i>
Calor	heat	chaleur	Hitze, Wärme
Calotropis gigantea	gigant. swallow-wort	calotropis gigantesq.	Riesen-Calotropis
Calumbæ radix	columba root	colomba (racine)	Colomba wurzel
Calviti(um)-es	balckness	chauveté, calvitie	Kahlheit, Glatze
Calx	quicklime	chaux	Kalk
Camellinum coagulum	rennet of camel	présure de chameau	Lab von Kameel
Campechianum lign.	logwood	bois de campêche	Kampescheholz
Camphora	camphor, camphire	camphre	Kampfer
Cancer fluviatilis	river crab	écrevisse	Flusskrebs
Canela alba	white cinnamon	cannelle blanche	Zimmt, weisser
Canis	dog	chien	Hund
Cannabis herba	hemp	chanvre	Hanfkrant
Cannabis resina	churrus(hemp resine)	résine de chanvre	Hanfharz
Cannabis semen	hemp seed	chenevis	Hanfsame
Cantharides	spanish-fly	cantharide	Spanische Fliege
Capillus Veneris	maiden-hair	capillaire	Frauenhaar
Capparis	caper-bush	caprier	Kapperstrauch
Capra	goat	chèvre	Ziege
Capsella	shepherd's purse	bourse à pasteur	Hirtentasche
Capsicum	cayenne (red) pepper	poivre d'Inde	Jährige beisbeere
Caput	head	tête	Kopf
Carbo animalis	animal charcoal	charbon animal	Thierkohle
Carbo vegetabilis	vegetable charcoal	charbon de bois	Holzkohle
Carbunculus, Anthrax	carbuncle	escarboucle	Kohlenbeule
Carcinoma	cancer	carcinome	Krebsgeschwür
Cardamomum majus	cardam. seeds, great.	grand cardamome	Paradies Ingwer
Cardamomum minus	cardam. seeds, less.	petit cardamome	Cardamome, kleinere
Cardiaca remedia	cordials	cordiaux	Herzstärkende Mittel
Cardialgia	cardialgia	cardialgie	Magenschmerz
Carduus marianus	st. mary's-thistle	chard. de Not. Dame	Mariendistel
Caries	caries	carie	Beinfrass
Caries dentium	caries of the teeth	carie des dents	Zahnfäule
Carissa Carandas	—	—	—
Carminativa remedia	carminatives	carminatifs	Bilbung.vertr. Mittel
Carniolus	cornellon	cornaline	Karneol
Caro	flesh, meat	viande, chair	Fleisch
Carota (Daucus)	carrot	carotte	Rübe, Möhre, (gelbe)
Carpesium	—	carpéale	Kragenblume
Carpesium racemos.	—	—	Carpes. traubiges
Carpobalsamum	fruits of protium	grains de baume	Meccabals. B. Früchte
Cartham. tinctorius	safflower	carthame	Saffran, deutscher
Carvi semina	caraway seeds	carvi, cumin	Kümmel
Caryophyll. aromatic.	clove	clou de girofle	Gewürznelke
Cascarilla	cascarilla	cascarille	Cascarille
Caseus	cheese	fromage	Käse
Cassia Abus semin.	egypt. cassia	casse d'égypte	Kassie, ägyptische
Cassia alata	ringworm shrub	—	Kassie, geflügelte
Cassia Fistula	purging cassia	casse purgative	Röhrenkassie
Cassia Fist. pulpa	pulp of the purg.cass.	pulpe de casse purg.	Purgirkassien Mark
Cassia kharnub Nupt.	—	—	—
Cassia lignea	cassia-lignea	casse en bois	Muttersimmet

<i>Turkish.</i>	<i>Arabian.</i>	<i>Persian.</i>	<i>Indian &amp; Cashm.</i>
syjaklyk m a d o r i u s das baahly, daslek kirej, kils	hararet ashur, jumakloos ajlah, akras nurat, ahuk	atesh ak riktegi mu essir nooreh	gurmee, tuttaee ak, mudar akra choona columbake jur, koolnn ut ke penir maleh Bukum kupoor, kufoor keynkra ?
dewe anfaht kanbyj kiafur jengetah, tahaganos beas darchinee klöpek, it kenewir, kendir	anfaha-ul-shutur kafoor surtan	penir maleh shutur muakh kafoor khercheng ?	kootta gunjah, sookha, sidhee churrus suka ke beej dagh vala meklen mob. hunaraj, djoutir kiberel (C. aphylla) bakra k r a l e n m u n d o o lai merich sir janaver ke koyal koyal, hoela raj porah, mukoura kekre burra elachi chota elachi kieje ke kuvet dawa kieje ke peer
kendir tokhmee kodos bödjeege baldirikara, keahper kebere ketahee tchoban tchantasi utu kyrmysl biber baah halvan kiömürü odun kiömürü jumurjak tchobanee shiripenje kakule busurk kakule kutshuk jurek anamal jurek aghrial shelket bumarek kömüken-tchurugee disben-tchurugee	beser-ul-kenab sararih, sarareekh shahr-ul-joen kabbar, kebir(eh) ansi, masah, jeddee anub-ul-rain felfel ahmor ras fuhm halvane fuhm hatabee jemreh kakule kibbar kakule seghar mokewyatdii wodja-ul-kalb shük del hamir ? kru-ul-addem sinn mekroo	fulfel i surh ser, sir zogal halvane zogal chobie shelfuttah gedodaneh khergeng hii (latsht) kalan elachi khord mokwawy iddell suseh iddell kortobeh ? kru i ostokhan dend(an) kerm khord. kekrounda rafa i riah sengh i yemen goosht serdek	ghemir koonandra kuranda badf ke dawa akeek, sookh putter mes gajra, gajur p u r g a s h o k m e n d a s tokhm bilsan kusoom(bha) seera seeah long
sanjee esa (h)akyk (tashée) et hawuj	mofeshyat hajar-ul-yemen lah(a)m jezer, gaser	tokhm bilsan koozumba, kurtum sira (rumi)-seeah mytek	penir, paneer chaksoo, tsheshum dadrinu, daod mardun amultas, guleker
hub-ul-bulsan kartam, asfur fregh kilmoun kuru karendi amber kabuhoo pejnlr a k a k a l i s	hub-ul-bulsan masfer, asfureh kemun, kerawjia kerenful jub(u)n, jeben hub-ul-soudan	penir khuakham herrneh, povar fus floos mags i fus	penir, paneer chaksoo, tsheshum dadrinu, daod mardun amultas, guleker
khyar shember	khyar shember mags khyar shember	mags i fus	kharhub nubtee putruj ? kelkella
silooos, naat ?	suleekhe	tuj	

<i>Latin.</i>	<i>English.</i>	<i>French.</i>	<i>German.</i>
<i>Cassia lign. folia</i>	leaf of cassia lignea	feuilles de cas. en bois	Mutterzimmertblätter
<i>Cassia Tora</i>	oval-leaved cassie	—	Kassie, viereckig fr.
<i>Castoreum</i>	castor	castoréum	Bibergeil
<i>Catalepis</i>	catalepsy	catalepsie	Starrnacht
<i>Cataplasma</i>	poultice	cataplasme	Breiumschlag
<i>Cataracta</i>	cataract	cataracte	Linsenstaar
<i>Catarrhus, coryza</i>	catarrh, cold, rheum	catarrhe, rhume	Katarrh, Schnupfen
<i>Catechu</i>	catechu	cachou	Katechu
<i>Cauterium</i>	cautery	cautére	Brennmittel
<i>Cedrela Toona</i>	toon tree	—	Tunbaum
<i>Celastrus paniculatus</i>	heart pea	célastré	Celastrusstaude
<i>Centaurium minus</i>	centaury	petite centaurée	Tausendguldenkraut
<i>Cepa</i>	onion	oignon	Zwiebel
<i>Cephalalgia, Cap. dol.</i>	head-ache	mal de tête	Kopfschmerz
<i>Cephalica remedia</i>	cephalics	(remèdes)céphaliques	Kopf-Arseneien
<i>Cephalitis</i>	frenzy	frénésie	Gehirnszündung
<i>Cera</i>	(bees') wax	cire	Wachs
<i>Cerasum</i>	cherry	cerise	Kirsche
<i>Cerebrum</i>	brain	cerveau, cervelle	Gehirn
<i>Cerefolium</i>	chervil	cerfeuil	Kerbel
<i>Cereseum (ol. ceræ)</i>	wax-oil	huile de cire	Wachsöl
<i>Cervisia</i>	beer	bière	Bier
<i>Cerussa</i>	white (acetate of)-lead	carbonate de plomb	Bleiweiss
<i>Cervi, cornu</i>	hart's-horn	corne de cerf	Hirschhorn, Geweih
<i>Cetaceum (Spermac.)</i>	spermaceti	blanc de baleine	Wallrath
<i>Chalybs</i>	steel	acier	Stahl
<i>Chamaedris (Teucr.)</i>	germander	germandrée	Gamanderlein
<i>Chamaepitys</i>	ground pine	ivette	Erdweihrauch
<i>Chamomilla</i>	camomille	camomille	Kamille
<i>Chaulmoogra odorata</i>	—	—	—
<i>Chelidonium</i>	celandine	chellidoine	Schellkraut
<i>Chenopodium album</i>	white goosefoot	patte d'ole blanche	Gänsefuß, weissler
<i>Cherayta (Gentiana)</i>	worm-seed plant	plante des s. de vers	Wurmsaamenkraut
<i>Chirurgus</i>	surgeon	chirurgien	Wundarzt
<i>Chlorosis</i>	green sickness	chlorose	Bleichsucht
<i>Cholagoga remedia</i>	cholagogue	cholagogue	Galle reinigende Mitt.
<i>Cholera morbus</i>	cholera-morbus	coléra-morbus	Brechrühr, Cholera
<i>Chronicus</i>	chronical	chronique	Langwierig
<i>Chrysanthem. indic.</i>	chrysanthamum	chrysanthème	Goldblume
<i>Cibus, Alimentum</i>	food, nourishment	aliment, nourriture	Speise, Nahrung
<i>Cicatrissantia, (remed.)</i>	cicatrizing remedies	remèdes cicatrisantes	Mittel, vernarbende
<i>Cicer arictinum</i>	chick-peas	pois chiche ou gris	Zwerg (Zieser)-erbse
<i>Cichorium Intybus</i>	succory	chicorée	Cichorie, Wegwarte
<i>Cienta. Conium mac.</i>	spotted hemlock	ciguë	Gefleckte Schierling
<i>Cimex</i>	bug	punaise	Wanze, Wandlaus
<i>Cinchona cortex</i>	Peruvian bark	quinquina	Chinarinde
<i>Cinis</i>	ashes	endre	Asche
<i>Cinnabaris</i>	cinnabar	cinabre	Zinnober
<i>Cinnamomum</i>	cinnamon	canelle	Zimmet
<i>Cinnamomi flores</i>	cinnamon-flower	fleur de canelle	Zimmetblütze
<i>Citrinum. Flavum</i>	yellow	jaune	Gelb





<i>Latin.</i>	<i>English.</i>	<i>French.</i>	<i>German.</i>
Citrus-Galgala	---	---	Galgal-Citron
Citrus medica, Limon.	citron, lemon	citron, limon	Citron, Limonie
Clematis erecta	climates	clématique droite	Waldrebe, aufrechte
Cleome pentaphylla	five leaved-cleome	cléome	Cleome, fünfblättrig.
Cleome viscosa	viscid-cleome (seeds)	cléome	Cleome, klebrige
Clerodendr. infortun.	---	clérod. infortuné	Lusbaum, unglückl.
Cinchona cortex	clyster	clystème, lavement	Klystier
Coagulum	rennet, clot	présure	Lab
Coccionella	cochineal insect	cochenille	Cochenille
Coculus menisperm.	jagged-moon seed	coque de Levant	Fischkörner
Cocos Sechellarum	sea cocoa-nut	noix de coc. de mald.	Cocussuss Mald.
Cocos nucifera	cocoa, cocoa-nut	coco	Cocussuss, indische
Cœruleus	sky-blue, azure	bleu céleste, azuré	Himmelblau
Coffea	coffee	café	Kaffee
Coltus	the act of cotton	concubinage	Beschlaf
Colchicum autumnale	meadow-saffron	colchique, tue-chien	Herbzeitlose
Colica. Tormina	colick, gripes	colique	Kolik, Bauchweh
Collyrium siccum	eye-powder	collyre sec	Augenpulver
Colocythis	bitter-apple	coloquinte	Coloquinte
Columba (domestica)	pigeon	colombe, pigeon	Taube
Columbæ, radix	calumba root	colomba racine	Colomba wurzel
Commelina nudiflora	---	---	Commeline, nacktbl.
Composita-Pokermul	---	---	---
Composita-Zerbabree	---	---	---
Concha fluviatilis	river-shell	coquillage de rivière	Flussmuschelschale
Confort. Tonica	tonics	confort. toniques	Stärkungsmittel
Conserve	conserve	conserve	Kräutersücker
Consolida	comfrey	consoude	Beinwell, Schwarzw.
Constipatio alvi	costiveness	constipation	Leibesverstopfung
Contractura	contraction	contracture	Gelenkverbiegung
Contr. muscul. faciei	contr. of the v. musc.	contr. des musc. du v.	Gesichtsmuskelverz.
Contundere	to pound, to bruise	piler, concasser	Zeratsen
Contusio	a bruise	contusion	Quetschung
Convolvulus argent.	bind weed (a kind of)	liseron, liset	Windglockchen
Convulsio	convulsion	convulsion	Zuckung
Conysa antheimintica	purple flea bane	---	Wurmtreib. Vernonie
Copaiva Balsamum	capavi bals. (copaivy)	baume de copahu	Copaiva balsam
Cor	heart	cœur	Hers
Corallium	coral	corail	Korallen
Corechorus fruticosus	---	cor-kore, corchore	Judenpappel
Cordia angustifolia	---	---	Cordie schmalblättr.
Coriandrum sativum	coriander	coriandre	Koriander
Corneæ ulcus	cornea ulcer	ulcère de la cornée	Hornhautgeschwür
Cornu	horn	corne	Horn
Cortex	bark, rind, peel	écorce	Rinde, Schale
Corydalis longipes	---	corydale	Halmplanse
Costus arabicus	---	costus arab.	Kostwurz, arab.
Costus indicus	putchek root	costus ind.	Kostwurz, ind.
Cotula anthemoides	---	cotule	Kamille, unächte
Cotyledon laciniatum	cut-leaved navel wort	---	Nabelkraut, spitzblät.
Crapula	drunkenness	ivrognerie, crapule	Rausch. Trunkenheit

<i>Turkish.</i>	<i>Arabian.</i>	<i>Persian.</i>	<i>Indian &amp; Cashm</i>
sare, sary	asfar, safra	zerd	peela, jurf, besantee
ilmun	lymun, leimun	lemun, ne(em)boo	galgal, gulgul
bagh sâjûd kurdu			nimboo, lemboo
lhtigan, hokna	hakn-ab	destur	hoolhool, caralla
peynir mayase	anfjeh ? unfekkeh	puneermayah	hoolhoolya
chichek bolasee	kirmis, dut-kermes	kirm(es), dudeh	pendeka, paringhie
baluk semmee	merge mahee	mahl zehrej	pichkaree
nargil deriahee	nargille deriahee	mags i keshkul	puneermayah
hind jevisee	jous-ul-hind	hindostan nargile	kirmizee faringhie
gög, guck, mawee	semovi, lajuverd	asmani, neele	heuber, nitermala
kahwa	bun, boon, kavee	kahveh, keweh	deria ke naryal
sikish, bile jasmak	(mu)shamea	moojema	khoper, naryal
mahmur chichegee	hadr-ul-muhr	akbat	asmanee, neela
sanjeo, karn aghrisee	maghs, woja-ul-batn	peches, derd(i)shikem	kafe, ruhwah
tutya	kobel	surma	katsloona, mujema
abujehil karbusee	alhaandal, hunzil	hindivane tulkh	
giöwerjin	humam(a)	kabooter, kubooter	sool, murore, kulenj
			soorma
			indran, abujehil
			keputer, purewa
			kandulee
			po k e r m o o i
			ser b a b r e e
midja	sedef (e nahr)	sedef (deriahee)	sipi, sépee
kuwetleadiren	mukawyat, tekwyat	mukavi, dow a i kuwet	kuwetvala daroo
retshel ? tatlee	murebbah	hamiret	hamiri, hamiree
kara kafes			
kabs, kabis(i)lk	kabis, kobd-ul-batn	kabs(i) shikem	kubz, jarah bund
asa tutulmasee	teshenooj	keshideh shuden	kichijana
lakwa	lakwa	katch shuden(i)roo	lakwa, moonh ekpaa
delmek, nfatmak	sah(k)na	kuften, saiden	kuke, piske
tenn esilmesee	mokessir	zadegi, zerbhordenee	sut
		sumundersok	sumundersok
sinir tchekeimesee	teshenuj, ikhtilaj	teshenuj	sais
		babjee, buckchte	buckchie, vagu
peleseng-jaglee	belaem ittakitbet		
jurek	kalb	del	dil
merjan	besâd, murjan	merjan	gulien, boot, moonga
			botpelli
			gundi, goontnee
gelgelan, kishnah	gusberah, kuzeereh	geshnis, kushneez	dants, tenten
jara giöz tirajig	kora karniet-ul-ain	zahn(i) kida	
bujnus	karn	sha	singh
kabuk	kushir, koshr	pust	chil, runj
	ashkun (c. slav.)		atenli
kust arabee	kust, kostoo arabee	katbananee	koot roomle
kust hindes	kust (tulkh) morr	kusti(seeah)keshmere	koot keshmiree
		baboonch keshmere	t u l b o b e
shure gulbeghul ?	adsan(ul)kasie(c.um.)	zahn heyat	sukhum hyat
sarkoshluk, bekrilik	sikrae, muskyr	shrabl, mest	umnee, neshell

<i>Latin.</i>	<i>English.</i>	<i>French.</i>	<i>German.</i>
<i>Crateva Marmelos</i>	bengal quince	cratée épineux	Kratewa, dorlige
<i>Crateva Tapia</i>	garlic-pear tree	tapin, tapier	Knoblauch-birnbaum
<i>Cremor lactis</i>	cream of milk	crème du lait	Milchrahm, Sahne
<i>Cremor tartari</i>	cream of tartar	crème de tartre	Weinstein, gereinigt.
<i>Creta alba</i>	chalk	crâle	Kreide
<i>Cribrum</i>	sieve	crible	Sieb
<i>Crinis, Capillus</i>	hair	cheveu	Haar
<i>Crocus sativus</i>	saffron	safran	Safran
<i>Croton Tiglium</i>	purg. seeds of croton	croton	Purgir-Croton
<i>Cruenta (Orobanche)</i>	great tooth-wort	herbe à taureau	Eryenwürger
<i>Crusta</i>	crust	croûte	Kruste
<i>Crustacea-Djinge</i>	shrimp	crevette	Seegarnelle
<i>Crustacea-Mahoe rub.</i>	shrimp	crevette	Seegarnelle
<i>Crystallus</i>	crystal	cristal	Krystall
<i>Cubebe</i>	cubebs	cubebs	Cubeben
<i>Cucumis acutangulus</i>	—	—	Gurke, scharfeckige
<i>Cucumis asininum</i>	squirting-gourd	concombre sauvage	Springgurke
<i>Cucumis Hardvickii</i>	hill-colocynth	—	Gurke, Hardvich's
<i>Cucumis Madaraspat.</i>	cucumber of Madras	concombre de Madras	Gurke von Madras
<i>Cucumis sativus</i>	cucumber	concombre	Gurke, gemeine
<i>Cucumis utillasimus</i>	—	—	Gurke & Ell. lange)
<i>Cucurbita Citrullus</i>	water-melon	melon d'eau	Wassermelone
<i>Cucurbita lagenaria</i>	bottle-gourd	courge, potiron	Pfebenkürbis
<i>Cucurbita Pepo</i>	pumpkin	courge, calabasse	Pfebe, Kürbis
<i>Cucurbitul. imponere</i>	capping	appliq. des ventouses	Schröpfen
<i>Cuminum Cyminum</i>	cumin	cumin	Römischer Kümmel
<i>Cupressus semperv.</i>	evergreen cypress	cypres	Cypresse
<i>Cuprum</i>	copper	cuivre	Kupfer
<i>Cuprum aceticum</i>	verdigris	vert-de gris	Grünspan
<i>Cuprum oxyhydrat.</i>	—	—	Bremergrün
<i>Cuprum sulphuric.</i>	blue vitriol	sulphate de cuivre	Kupfervitriol
<i>Curatio</i>	cure, treatment	cure, traitement	Kur, Behandlung
<i>Curculigo orchiloides</i>	orchislake curculigo	—	Ragwurz, Russellie
<i>Curcuma longa</i>	turmeric	curcuma, souchet	Gelbwurz
<i>Curcuma zedoaria</i>	round zedoary	zedoaire ronde	Zittwerwur, runde
<i>Cuscuta, Epithymum</i>	dodder, flax-weed	cuscuta	Flachseide
<i>Cyclamen europeum</i>	sowbread	cyclamen	Erdscheibe, Saubrod
<i>Cydonium malum</i>	quince	coin(g)	Quittenapfel
<i>Cydoniorum semina</i>	quince seeds	semences de coin(g)	Quittenäpfelsamen
<i>Cynanchum</i>	—	cynanque	Hundswürg.(c. erect.)
<i>Cynara scolymus</i>	artichoke	artichaut	Artischoke, gemeine
<i>Cynaracea-Dub</i>	—	—	—
<i>Cyperus juncifolius</i>	rush-leaved cyperus	—	Cypergras, binsenblät.
<i>Cyperus longus</i>	english gallingale	souchet long	Cypergras, langes
<i>Cyperus rotundus</i>	round cyperus	souchet rond	Cypergras, rundes
<i>Cytisus scoparius</i>	common broom	genêt commun, jonc	Pfriemenkraut
<i>Dactylus (fructus)</i>	date	date	Dattel
<i>Daphne-Sonnerkat</i>	daphne	daphnoïdée	Seidelbastart
<i>Datisca cannabina</i>	datisc. cannabina	datisc. cannabine	Streich (Stark)-kraut
<i>DaturaStramonium</i>	prickly (thorn)-apple	pomme épineuse	Stechapfel
<i>Dealsingi radix</i>	—	—	D. Fistelwurzel



<i>Latin.</i>	<i>English.</i>	<i>French.</i>	<i>German.</i>
<i>Dealsingi radix</i>			D. Torikwursel
<i>Debilitas, Languor</i>	weakness	faiblesse	Schwäche
<i>Decoctum</i>	decoction	décoction	Abkochung
<i>Delirium febrile</i>	febrile delirium	déire fébrile	Irreden, Seberhaften
<i>Delphinium paucif. ?</i>	lark-spur	ped d'alouette	Rittersporn, wenigbl.
<i>Dens</i>	tooth	dent	Zahn
<i>Dentifricius</i>	dentifrice	dentifrice	Zähneribungsmittel
<i>Dentifricius pulvis</i>	tooth-powder	poudre pour les dents	Zahnpulver
<i>Deobstruentia rem.</i>	deobstruents	désobstructifs	Mittel, eröffnende
<i>Destillatio</i>	distillation	distillation	Destillation
<i>Diabetes</i>	diabetes	diabètes	Harnruhr
<i>Diaphoretica remedia</i>	diaphoretics	diaphorétiques	Schweisstreib. Mittel
<i>Diarrhoea</i>	diarrhoea, flux	diarrhée	Durchfall
<i>Dictamnus albus</i>	white dittany	dictame blanc	Diptam, welscher
<i>Digitals purpurea</i>	foxglove	digitale	Rother Fingerhut
<i>Digitus</i>	finger	doigt	Finger
<i>Diorites</i>	diorite	diorite	Grünstein, Diorit.
<i>Discorea sativa</i>			
<i>Dipsacus fullonum</i>	fuller's thistle, teasle	chardon à carder	Kardendistel
<i>Discutientia remedia</i>	resolvents	résolutifs	Mittel, zerthellende
<i>Diuretica remedia</i>	diuretics	diurétiques	Mittel, harntreibende
<i>Dolichos pruriens</i>	cowhage	dolic, dollque	Fasce (juckende)
<i>Dolor</i>	ache, pain	douleur, mal	Schmerz
<i>Doronicum scorpioid.</i>	leopard-bane	doronic, doronique	Schwindelkr. (scorp.)
<i>Dorsum</i>	back, spine	dos	Rücken
<i>Dracocephal. Royl.</i>	dracocephal. R.	dracocéphale R.	Drachenkopf, R.
<i>Draconis sanguis</i>	dragon's blood	sang de dragon	Drachenblut
<i>Dracunculus</i>	gunea worm	dragonneau	Fadenwurm
<i>Dulcamara (Solanum)</i>	woody nightshade	morelle grimpante	Bitterstas
<i>Dulcis</i>	sweet	doux	Stas
<i>Dysenteria</i>	dysentery	dysentérie	Ruhr
<i>Dyspepsia, Indigestio</i>	dyspepsy, indigestion	dyspepsie	Verdanung, schlechte
<i>Dysuria (Urin. ardor)</i>	diffic. of void. urine	dysurie	Harnswang
<i>Ebenum (lignum)</i>	(Indian) ebony	ébène	Ebenholz
<i>Echinoper. glochid.</i>		échinoperme	Samenkraut (borstig.)
<i>Elaterium (Momord.)</i>	juice of spurting cuc.	suc du concomb.sauv.	Eselgurkensaft
<i>Eleagnus angustifol.</i>	olive	chalef a f. étroites	Oleaster
<i>Electricitas</i>	electricity	électricité	Electricität
<i>Electuarium</i>	electuary	électuaire	Lat(t)werge
<i>Elemi gummi</i>	elemy	résine élémi	Oelbaumharz
<i>Elephantiasis</i>	elephantiasis	éléphantiasis	Elephantenaussatz
<i>Elixirum vitæ</i>	balm of life	baume de vie	Lebensbalsam
<i>Embella Ribes</i>	emb. currants	embéli groseilles	Emb. Johannisbeer.
<i>Embrocatio</i>	embrocation	embrocation	Bähungsmittel
<i>Embryopteris glutin.</i>	glue-bearing embry.	poire à trois feuilles	Schleimpfjel, Indisch.
<i>Emmenagoga</i>	emmenagogues	hémagogues	Mittel, bluttreibende
<i>Emollientia remedia</i>	emollients	émollients	Mittel, erweichende
<i>Emplastrum</i>	plaster	emplâtre	Pflaster
<i>Emulsio</i>	emulsion	émulsion	Samenmilch
<i>Epidemia, Contagium</i>	epidemic, contagious	épidémie	Volkkrankh. Seuche
<i>Epidermis</i>	scarf skin	épiderme	Oberhaut

<i>Turkish.</i>	<i>Arabian.</i>	<i>Persian.</i>	<i>Indian &amp; Cashm.</i>
kuvetislik	sof, dayfah	na(b)kuveteé, zaifee	torki ke jur
kalna'ish	mathbukh	jushanda	kum(na)-joree
sa'klam(a)kik	hoseyani mabr. kherf	sersam, bokar i sir	puckhya (oobul.)hoya
sarai chichegul?	jedoar khatale	jedoar kbatale	burah-(nal) vich
dish	senn	dend, dund	nirb(e)al
dish pakladjee	mosfak	mosfak	dar, dund
dish tosee	suun	dova hoskh i dendan	darter
embykt. guecherma	muffettehat		misy (metappt)
dolab(perklar). illetee	istiktar, takthyr	keshidén i ark	ark kitahne
tersizdiridjee	d i a b e t u s, nufas	sinselt i boul	sils'libol
jurək a'ormesee	muderret-ul-idrar	muarykat, dova arak	persina ke daroo
mangir(guerid)-otu	ishal, isihal-ul-batn	jerlan, shikm jaree	duat lugne, pēt chulna
parmajik otu	baklet-ul-ghazel	mish eya	
parmak	zehir-ul-keshatibin	engusht	oongulee
jeshli tashee	sabel, asba	sengh i sebs	heri pater
	hajar akhdar		rotaloo
		geshte	bersijan e'daroo
mohellat	asa-ul-rai	mohellat	muhelei
sidik akdejee	mohellat	muderat i boul	pisahab jari lenevala
	kalkal, kunowcheh?	cowitsh, kiwa(u)ch	jengoole (paharee)
aghry, sysz	(w)oja, elm	durd	peer, dookh
derunej akrebee	derun(e)j, durunk	dara'ej	daroonej, atus
arka, syrt	dahr	kumur	poosht, luk
		tokm melenga	balungoo
kardaash kanee	dum ul-cookwain	khun stawaahan	reng bartel
	arh medineh	rishte	nā oo
g'rejeva		shereen	mit'ha
t(h)atlee	haloo	dest i zeher	lou ke dest, pechish
kan-(ishale)-surmessi	seil dem, ishal-eddem	unpuch	behajm, huzm nā'iona
hasem gutchliguee	kesur(sul) ul-hesm	iktibas i boul	peeshab bundhona
aldik(sori)tutulmasee	harek(usar)-boul	a b n u s, sack	kondn
abanos, abnas	a b n u s, ebanuse		nilekren
eshek khyari suf	anfadia, owmada	kunkol	botvir, ganga
bir nevi zeitun agach	sinjad, sinjet	bijlee	chinaka
khasseti kiahrubale		majoon	majoon
majoon	majoon		
sumgh elemee		fil i pa	dan i fil
fil marasee	dali fil	ikair, ab i khelat	ikair
	el ikair		baiberung
ilachlu sulle sulam.	nathyl	nathul, tukur	tukur
		botindi	panichieh ga(u)b
jumushadijee	hidrar-ul-(tems)heis	hidrar i heis	kumerie jari ke daroo
merhem	muletef, muleiin	nurm kunindeh	moolisem jiha
besurat susuntuuu	merhem	shireh	mele.n, plaster
bulashijee maras	mustahlib	mousem, siralet	mousem
derinun dhish juza	'ileh saryeh, a'udeh	pust i balā	chilkeh
	beshere		

<i>Latin.</i>	<i>English.</i>	<i>French.</i>	<i>German.</i>
Epilepsia	epilepsy	épilepsie	Fallsucht
Epiphora	catarrh lachrymal	épiphore	Thänenfluss
Epistaxis	bleeding at the nose	saignement du nez	Nasenbluten
Equisetum arvense	horse-tail	prêle des champs	Kannenkraut
Eryngium	eryngo	panicaut, éryngo	Mannstreu
Erysipelas	erysipelas	érysiplèle	Bothlauf
Eugenia Jambolana	malabar-plum, jamoon	giambo	Jambusenbaumart
Eugenia Jambos	malabar-plum	giambo	Jambusenbaum
Euphorbia	spurge	euphorbe	Wolfsmilch
Euphorb. agr. aff. sp.	spurge (variety of)	—	Wolfsmilch-Art
Euphorb. helicosp.	sun-spurge	révell matin	Sonneneuphorbie
Euphorb. longifol.	long-leaved spurge	—	Euphorb. langblättr.
Euphorb. nerifol.	oleander leav. spurge	euphorb. à feuillé d'ol.	Oleand. bl. Wolfsm.
Euphorb. tenuis	slender spurge	—	Euph. achmächtige
Euphorb. thymifol.	thym. leaved spurge	euph. à feull. de thym.	Thymianbl. Wolfsm.
Euphorb. verrucosa	warty spurge	—	Euphorb. warsige
Euphorb. gummi	gum resin of spurge	gom.-res. d'euphorb.	Euphorblumharz
Euphrasia officinalis	eyebright	euphrase	Augentrost
Euryale ferox	—	—	—
Evolvulus	evolvulus	liserons (famille des)	Winde, aufrechte
Exanthemata (chron.)	eruptions (chron.)	éruptions (chron.)	Ausschläge (chron.)
Exanthem. congen.	eruptions congenit.	éruptions congen.	Ausschläge angeb.
Expectorantia remedi.	expectorants	expectorant	Brustreinigungsmitt.
Extractum	extract	extract	Dicksaug
Faba	bean	fève	Bohne
Fabaria? Pœon. cor.	orphine root?	fève épaisse?	Rosenwurz?
Fæces, Alvi dejectio	stool, excrement	selle, excréments	Stuhlgang, Koth
Factitious	artificially prepared	artificiel préparé	Künstlich gemacht
Fagonia arabica	fagonia	fagone	Fagonie
Fagopyrum escul.	buck-wheat	blé sarasin	Buchweizen
Farina	meal, flour	farine	Mehl
Febris (acuta) ardens	ardent (acute) fever	fièvre haude	Hitziges Fieber
Febris biliosa	bilious-fever	fièvre bilieuse	Gallenfieber
Febris hectica	hectic fever	fièvre étique	Zehrfieber
Febris intermittens	ague, intermit. fever	fièvre intermittente	Wechselfieber
(Febr. int.) tertiana	tertian ague	fièvre tierce	Fieber, dreitägiges
(Febr. int.) quartana	quartan	fièvre quarte	Fieber, viertägiges
(Febr. int.) quotidiana	quotidian	fièvre quotidienne	Fieber, tägliches
Febris nervosa	nervous fever	fièvre nerveuse	Nervenfieber
Febris pituitosa	pituitous fever	fièvre pituiteuse	Schleimfieber
Fel, Bilia	bile, gall	bile	Galle
Ferrum	iron	fer	Eisen
Ferrum sulphuricum	sulphate of iron	couperose	Vitriol, grüner
Ficus carica	fig	figue	Felge, gemeine
Ficus glomerata	red wooded-figtree	caprifiguler	Felgenb., wilder
Ficus indica	great banyan tree	bananier	Bananenbaum
Ficus religiosa	poplar leav.-figtree	figuler des pagodes	Felgenb., heiliger
Filix mas	male fern	fougère male	Farnkraut, männl.
Fistula (ani) recti	fistula of the rectum	fistule du rectum	Mastdarmfistel
Fistula lacrymalis	lachrymal fistula	fistule lacrymale	Thänenfistel
Flatulentia	flatulency	flatuosité	Blähsucht, Aufstuhl.



<i>Turkish.</i>	<i>Arabian.</i>	<i>Persian.</i>	<i>Indian &amp; Cashm.</i>
sara, tutray(k)	nokta, meskut	sera (ar. & pers.)	mirgee
(burnoen) kan akmas.	demah, medamma	ashk i chehsheem	akten ke panee
eringhee, deve elmassee	r(o)af	khun i binl	nak he lou
Jilanjeek (illetee)	anabib	—	vorgas
—	—	—	—
—	humret	soorkh bad	shirjah
—	—	jamoun	jameno, jamoon
farfoon, neblut otu	shibrim, farfoon	farfoon	gulab jamoon
—	akil nafsihu ?	—	naraahi, tidhara
—	shebrem ?	—	hirbi seeah
—	farblun ?	—	kachnoo
tewr	vrki sukhoom	zukhoom	hirbi surd
—	jatua ?	—	tohor, ketol, setj
—	—	—	dod. mehn pater vala
—	—	—	dudhi, veda dodek
sumgh farfoon	efarfyun, akal nafsah	farfyoon	hirbi suffed
eufrajeea	—	—	saynd ka doodh
—	—	—	ferasion ?
—	—	—	makhana
söjüd kurdu	—	—	roulbutee
tuslu baigham	mras-ul-jeeld	fesad i khun	lou faaset
—	—	—	burnamee
baigham soukijee	dañ-ul-baigham	mulelen i baigham	chattee sañjee
mostakhräj	osaret	maktuf	—
pakia	bakela, ful	loobeysa	rova
fa vanija	ood-es-selib	ood-es-selib	ood-es-selib
amel (karnen), bok	nejaset, khara	amel, dest	jara, goo, myl
—	—	sakhteh	amelee
—	—	—	tamaha
un	taheen	oogul (Ind.)	derou, trumba
kisdermak, (la)sytna	humma, tab, sukneh	art, meldeh	ata, myda
safrä sitmassee	humma, merarieh	tib, tup, tap	tap, gurm bokhar
verem, hum. (dik)-sik	sil, kora-rieh	tib safravee	safrä ke bokhar
sütma	berdleh, berudah	tib i dekk	safrä, perchoun
bir gunakh, gelen s.	teltee	tib i lerzèh	tib palenal, tundtup
sitmai rib, murbee	rubah	tib i deireh	teleh
hergunki isitma	lomleh, lumee	tib i rubah	—
huma mukelfah	shatergub	tib i ruzneh	tup i ruzmara
baigham sütmassee	humma baighamie	huma (morak) redleeh	tup i mohlraka
ajeelik, öd, safrä	safrä, mrara, meraret	tib i baighamee	tup i baighamee
demir, demur	hadid, hedeed	safrä, zaleh	pita
zajee kybrys	saj (kibris)-ahdar	ahen, ahun	lo(h)a
injeer	teen	tootyä subz	kahée, heera kasis
—	kusheer, Jamees ?	unjeer	unjeer
—	thaab	guler, kusheer	guler ke chawil
—	—	—	bör
jaban baldirikara	kili daroo	pippel	pl(p)pul
beusuk-nassuree	nassur-ul-makat	patee, shoier ?	kunjee ke tor
ghlös nassuree	garb, novasir tcheham	pegendree, bbugund.	pegendripora
jel	nefek	nassur i chehshum	akten ke nassur
—	—	nefek	afrä, huwa t'had ke

<i>Latin.</i>	<i>English.</i>	<i>French.</i>	<i>German.</i>
Flatus	wind	pet	Farz
Flemingia	flemingia	fémingte	—
Flos	flower	fleur	Blume
Feniculum	fennel	fenouil	Fenchel
Fœnum graecum	fenugreek	fenu-grec	Heu, griech., Bocksh.
Fœtor	stink, stench	puanteur	Gestank
Folium	leaf	feuille	Blatt
Fontanela	fontanel	fonticule	Geschwür, künstlich.
Formica	ant, pismire	fourmi	Amelse
Fractura	fracture	fracture	Bruch
Fragaria vesca	strawberry	fraise	Erdbeere
Fragrantia	fragrance	parfum	Wohlgeruch
Frigus, Horripilatio	cold, shivering	froid, frisson	Kälte, Frost, Schaud.
Fritillaria cirrhosa	crown imp., fritillary	couronne impériale	Kaiserkrone, Kibitzh.
Frons	forehead	front	Stirne
Fructus	fruit	fruit, graine	Frucht
Fumaria	fumitory	fumeterre	Erdrauch
Fumigatio	fumigation	fumigation	Bäucherung
Fungus ignarius	agaric of the oak	agaric, amadou	Feuerschwamm
Furunculus	boil, furuncle	clou, fouroncle	Blutschwür
Galanga	root of the betel pl.	galanga	Galgant
Galbanum	galbanum	galbanum	Mutterharz
Galega purpurea	purple galega	barbe de chèvre	Geissrante, rothe
Galena	lead-glaſs	sulphure de plomb	Bleiglanz
Galla Turc.	galls, gall-nuts	noix de galles	Gallapfel
Gardenia dumetorum	bushy gardenia	gardène	Hecken-Gardenie
Gargarisma	gargle	gargarisme	Gurgelwasser
Gentiana amara	gentian, fellwort	gentian	Bitterwurz
Genu	knee	genou	Knie
Genus	genus	genre	Geschlecht
Geranium nodosum	geranium	bec de grue	Storchschnabelkraut
Geum (elatum) humile	geum	geum	Märzwurz
Geum urbanum	common avens	benoite	Benediktenkraut
Gingiva	gums	gencive	Zahnfleisch
Glacies	ice	glace	Eis
Glinus dictamnoides	glinus	glinole	Glinus
Globus hystericus	hysteric globe	globe hystérique	Kugelaufsteigen, hys.
Gluten, Colla	glue	colle, glue	Leim, Kleber
Gmelina asiatica	asiatic gmelina	pyrénacée de l'inde	Gmeline
Gonorrhœa	clap, gonorrhœa	chaude pisse	Tripper
Gossypium	cotton	coton	Baumwolle
Graminis, radix	grass root	racine de herbage	Graswurzel
Graminis species	—	—	(Grasart)
Granatum punica	pomegranate	grenade	Granatapfel
Graphitca, Plumbago	black-lead	plombagine, graphite	Reisblei
Gratiola officinalis	hedge-hyssop	gratiola	Gnadenkraut
Graviditas	pregnancy	grossesse	Schwangerschaft
Gravis	heavy	pésant	Schwer
Grewia asiatica	grewia	grevier	Grewie
Grislea tomentosa	grislea	grislé	Grisle
Guajaci, gummi	gualac resin	résine du guac	Harz v. Franzosenholz

<i>Turkish.</i>	<i>Arabian.</i>	<i>Persian.</i>	<i>Indian &amp; Cashm.</i>
osuruk	bad e gallsch	goz	pat
techichek	sahr, vurd	gul	sersam ke butee
raziانه	razeanej, shumra	bad(ee)yan	poli, phool
bol	shemlet, hulbet	hoolbeh	sonf, panmuhoree
fena(aghir)koku	netn, bukhar	gendeh bui'	metha, methee (shak)
Japrak	vurk, varek	bergh	mooshk, bo
jaky, nohud jakysy	kei	dagh i nohud	put
karynja	namleh, nemlah	murcheh	---
kirik	mutkasser, maksur	shekestegee	kire
chilek	---	---	huddee tootechooe
gusel kokoo	raihā ta'abi	khoshboee	ingrej
soukluk, titremek	bard, berdleh	serd, lertzeh	musk hala
---	---	---	thanda, pala
al(y)ā, ann	jebhe, jebin	pisanee	shūdkat
jemlah	thamr, summir	pel, fel, meiva	matu
shabterreh	bucklut-ul-melle	shatareh, shatra	meiva, p'hul
tutunlemek	bakhur	bakhur	(pit)papra
mentaree, kaw	sufan	---	tutuu
chiban	doommoolah	doommool	bulgar junglie
ka(w)linjan	assei ettambul	koolinjan, bekh i pan	p'hora, doommool
kaanee	barzud	beerzud, bazerd	pan ke jer
---	sedab utteis	surphonka	bire(e)ja
kib. kursh. madenee	kohl, asmatee	surmeh seeah	pedmor
asfah, afsat	af(i)s	mazu	kali (sheea)-soormeh
---	jooz-ul-(kueh)-kowsul	muenphul	majoophul
gargara	gharghara	gargara	rara
chintiana, pekhanbed	jentiana	juntiana	gargara
diz	rokbeh	zanu, sanoo	pekhanbled
jins, nevee	kysm	kesm, shekel	goda
eter otu	lbrat-ul-rai	---	jins, kesm, reng
---	---	gunglu junglie	rohil, kawashud
karamāli kōku	hashishet mubarek	---	gogjemool
dish eti	lahm-ul snan	gushi(·) dendan	---
buz, don	jeled	jakh	mosura
---	---	---	jemd, wurf
rahm topee	korat-ul-rahm	bad(guleh) i rahm	porperung
tutkal, tchirish	ghira, lezak	sirish (kemegheri)	badi guleh
---	---	---	sireah, levee
belsoklughy	harak-ul-bole, vedaf?	sujak, korra	bidara, bld(d)aree
pambuk, neshuk	kepa, kupas, koten	pehmbek	sujak, korra
eirik kōku	assei sil	bekh(!) ghas	rooi, kuts, peva
---	---	---	kaali
(e)nar	rooman, rumman	anar, naspal(the bark)	nebadkas, poē
kurahun kalem	kalem erresaz	kaleml ersaz	gulnar
surur zufa	khashkhash zabdi	---	---
sebastian, hebl	gōbeh, hameleh	shkemdar, hamel	oomedwaree
aghir, e-kyi	takel, saki	sen in, vozeudar	para
---	---	---	falsa, felue
---	---	gool i tarn	d'hawe ke poi, dhub
pegan. agatch sungli	---	---	---

<i>Latin.</i>	<i>English.</i>	<i>French.</i>	<i>German.</i>
Gullandina Bonducc.	grey bonduc nut	guénic, bonduc	Zweistachel. Guilan.
Gummi	gum	gomme	Gummi
Gummi guttæ	gamboge	gomme-gutte	Gummigutte
Gustus	taste	goût	Geschmack
Gutta	drop	goutte	Tropfen
Gypsum	plaster of paris	gypse, plâtre	Gyps
Hæmaturia, Mict. cr.	bloody-urine	plassement de sang	Blutharnen
Hæmoptysis	spitting of blood	hémoptysie	Bluthaus. Blutspelen
Hæmorrhoides	hemorrhoids	hémorrhoides	Göldne Ader
Harmala Rota (Peg.)	wild (lahore)-rue	rue sauvage	Raute, wilde
Hedera terrestris	ground-ivy	lierre terrestre	Gundermann
Hedychium spicatum	spike-flow. hedych.	hedychion	Hedichium
Hedysarum Alhagi	camelthorn	fève de loup	Kamelsdorn, Stanklee
Helicteres Isora	screw-tree capsule	hélictère	Schraubenbaum
Heliotropium europ.	heliotrope	hélotrope	Sonnenwende
Helleborus niger	black hellebore	ellébore noir	Niesewurz, schwarze
Hemeralopia	nocturnal blindness	héméralopie	Nachtblindheit
Hemicrania	hemicrany	migraine	Kopfweh, halbseitig.
Hemidesmus Indicus	indian periploca	périplouque de l'Inde	Hemidesmus
Hemiplegia	hemiplegy	hémiplégie	Lähmung, halbseitige
Hepatica remedia	hepatic remedies	remèdes hépatiques	Mittel für Leberleiden
Heracleum diversifol.	parsnip	héraclée	Herakles
Herba, Planta	herb, plant	herbe, plante	Kraut, Pflanze
Hermodactylus	hermodactyl	hermodate	Hermodattel
Hernia	hernia, rupture	hernie	Darmbruch
Herniaris radix	rupture-wort	herniaire	Bruchkraut
Herpes, Impetigo	ringworm, tetter	lichen, dartre	Flechte, Zittermaal
Hibiscus Trionum	hibiscus (variety of)	gulmauve (espèce)	Eibisch (art)
Hirudo medicinalis	leech	sangsue	Blutigel
Holarrh. vulg. sem.	inderjuo, bit., seeds of	semences d'apocin	Seldenpflanzsamen
Holcus (sorghum)	Indian millet	sorgho, blé barbu	Mohrhirse
Hordeum	barley	orge	Gerste
Hossen Jusulf	(a kind of seeds)	—	—
Hoya viridiflora	twining swallow-wort	roseau des sables	Schwalbenwurz, rank.
Humectatio	moistening	humectation	Anfeuchtung
Humorum corruptio	corrupt. of humours	corrupt. des humeurs	Verdorbenh. der Säfte
Hydrocele	scrotal dropsy	hydrocèle	Wasserbruch
Hydrophobia	canine madness	hydrophobie	Wassercheu
Hydrops	dropsy	hydropisie	Wassersucht
Hyoscyamus niger	henbane	jusquillame	Bilsenkraut
Hypericum perforat.	St. Johnswort	mille pertuis	Johanniskraut
Hypochondriasis	hypochondriac(ism)	hypoc(h)ondrie	Hypochondrie
Hypnotica remedia	hypnotics	remède hypnotique	Mittel, einschläfernde
Hyssopus officinalis	hyssop	hysope	Isop
Hysteria	hysterical affections	hystérie	Mutterbeschwerde
Hystrix	porcupine	porc épic	Stachelachwein
Ichthyocolia	isinglass	colle de poisson	Fischleim
Icterus	jaundice	jaunisse, ictère	Gelbsucht
Ileus, Tormentum	ilic passion	miséréré	Darmgicht
Impatiens inalignis	touch-me not	impatientes	Springkräuter
Imperatoria (Ostrut.)	masterwort	impératoire	Meisterwurz



<i>Latin.</i>	<i>English.</i>	<i>French.</i>	<i>German.</i>
Impotentia, Atecnia	impotency	impuissance	Unvermögen(männl.)
Incisio	incision	incision	Einschnitt
Incubus, Asth. noct.	nightmare	cauchemar	Alp (männchen)
Indigofera Anil	indigo-plant	indigotier	Indigopflanze
Indigofera linifolia	indigo-plant	indigotier	Indigopflanze
Indigum	indigo	indigo, bleu d'Inde	Indigo
Infusio	infusion	infusion	Aufguss
Intestina	intestines	intestins, boyaux	Eingeweide
Inula Helenium	elecampane	inule	Alant
Inula Royleana	inula	inule	Alantgeschlecht
Ipecacuanha	ipecaquanha	ipécacuanha	Brechwurzel
Ipomœa coerules	blue ipomœa	ipoméé	Trichterwinde, blaue
Ipomœa dasysperma	ipomœa	ipoméé	Trichterwinde
Iridis radix	root of the blue orris	iris de florence	Veilchenwurzel
Ischias	sciatica	sciatique	Hüftweh
Ischuria	isc(h)ury	rétenion d'urine	Harnverhaltung
Jalapœ convolv. rad.	jalap-root	jalap	Jalappenwurzel
Jaaminum	jasmin(e)	jaamin	Jasmin
Jaapis	jasper(stone)	jaspe	Jaspis (stein)
Jatropha curcas	physic nut	pignon d'Inde	Brechnuss, schwarze
Jejunus	fasting	à jeûn	Nüchtern
Judæicus, lapis	judæick stone	Pierre judaïque	Judenstein
Jugland. reg. nux	walnut	noix	Walnuss
Juniperi bacœe	juniper berry	bale(graine) de genêv.	Wacholderbeeren
Justicia nasuta	white flowrd. justicia	justicie, carmentine	Justize, acknabelförm
Kali bichromatum	bichromate of potash	bichromate de potasse	Kali, dop.chromsaur.
Kali salsola	glasswort	soude	Kali, (Sals)kraut
Knautia	knautia	knautie	Knautie
Labium, Labrum	lip	lévre	Lippe
Lac	milk	lait	Milch
Lac coagulatum	coagulated milk	lait caillé	Milch, geronnene
Lacca in granis	seed-lac	gomme-laque	Gummilack
Lacca in tabulis	shell-lac	tablette-laque	Lack in Täfelchen
Lachryma	tear	larme	Thräne
Lactuca sativa	garden-lettuce	laitue	Lattich
Lagoclia cuminoidea	lagoclia	lagoëcie	Kümmel, wilder
Laminaria saccharina	sugary lamlaaria	feuille de goltre	Kropfblatt
Lamium purpureum	purple dead nettle	lamière pourprée	Nessel, todt
Lancetta	lancet	lancette	Lanzette
Lapathum acutum	acute-leaved dock	racine d'oseille	Grindwurzel
Lapis presiosus	precious stone	bijou	Edelstein
Larynx, Gula	throat, gullet	gosier, gorge	Luftöhre, Kehle
Lauri bacœe	laurel-berries	baies de laurier	Lorbeerbeeren, gemeine
Lawsonia inermis	Egyptian privet	henné épineux	Gebenna, Alkan.dorn.
Lazuli lapis	azure-stone	Pierre d'asur	Lasurstein
Ledum palustre	ledum	lédon, lédlér	Porsch
Lenitiva	gentle purgatives	lénitifs	Gelind abführ. Mittel
Lens (errvum)	lentil	lentille	Linse
Lentigo	freckles	rousseurs	Sommeraprosen
Leonurus Royleanus	mother-wort	agripaume	Löwenschwanz
Lepidium sativum	garden cress	cresson	Gartenkresse

<i>Turkish.</i>	<i>Arabian.</i>	<i>Persian.</i>	<i>Indian &amp; Cashm.</i>
sustendam	noksan (zof)-ul-ba	soostee, namerdee	bee (na)koobutee
kesik	shak	buriden, parekerden	cheerya
aghir bassan	kabus	abdelsihne	hotlara
chivid otu	hasheish-ul-katem	vösmeh	rengb, karo
blr nevi chivid otu	---	kesem i vösmeh	torki (paharçe)
chivid	katem, neel	nil, neel	neel
islatmaklik	neka	khesanda	noku
bagheraklar	emasu, mosarün, esha	anderoon	rudeh, ojuree
andis, a l a n i n	ussul-ul-rasun	zanjabli i shamee	---
---	---	---	z a h e l n ü l k o h e e
ipakuana kökü	arh-ul-deheb	---	---
---	habb-ul-nil	iskepe(t)cha	kala dane, mlrchai
---	---	---	kuta ke beej
menefske (sna.)-kökü	ussul-ul-sosun	gool i sembak	begbanopsha
bud dhamari aghrisee	(w)oja arkh-ul-nisa	arkh i nissa	ringelvar
sidik tukunlugu	ikhtibas-ul-boul	ikhtibas i boul	plshab bund
chalapa	jalapa	dshalapa	julaba
yäsmín	yasmin, yasmin	motle	motlapol
yeshim, yasb	geshb	yashab	atik
---	dund berrie	bagh barendee	rotenjot (paharee)
sch katnina	saym	nashta	nashta, enhar
ben israil seitunee	hajar-ul-yahood	sung i yahood	hijr-dool-yahodee
jewis	jowz (ul-roomle)	geerdigan, charnughz	ukrot
ardij tokhmoo	khareb, ubhool	abhul, serwi-kuhee	h(e)uber, hoover
---	---	bansa, beheaker	arus, kabooter ke jer
---	---	---	kahee surkh
---	ushnan	shnan, lanee, lana	sajee butee
---	---	---	vopelhak ke sag
dodak, dudagh	shfeh	leb	hod
stü	leb(e)n, halib	shlr, sheer	dut, dood
yogurt	lebn, mujemma	jugrat, dogh	de(b)ee, dihee
damia lenkoë	laak, lekk	lak, reng i lak	lakh look
takhta lenkoë	---	---	cheprek lakh
ghlör yashee	dem	eskh	askh
marul, marol	khas(s)	kahu	kahoo
---	kurdemana	kerawjal jebell	keruwa
---	---	---	geelur(ke)putta
---	i s m i u m	kargas, karsisi akhm	---
neshter	niabtar, rysheb	neshter	nustur
---	humas	---	---
jewahird	juhur	jowar	jowahir
boghas	halk	halk, geloo	gul, sung
defne	habb-ul-ghar, safnee	habb-ul-ghar	habb-ul-ghar
kyna, hina	(k)henna, urkan	henna	mendee, mayndie
laj(l) verd	hajar-ul-lajurved	sengh i lajverd	lajverd ke patter
---	shujur-ul-laden	---	---
muleinat	(mu)leinat	lmet veron	nerm julab
merjimek	ades, adus	ades, adus	mesr
chighit	---	nemesh	til
---	ferasiun-ul-kalb	---	tr e p e e e
tere	reshad, hurrif (seeds)	turah (tezuk)-tisak	haleem, allveri (seeds)

<i>Latin.</i>	<i>English.</i>	<i>French.</i>	<i>German.</i>
<i>Lepra maculosa alba</i>	white leprosy	lépre blanche	Räude, weisse
<i>Lepra maculosa nigra</i>	black leprosy	lépre noire	Räude, schwarze
<i>Lepra (tuberculosa)</i>	leprosy of the joints	lépre des jointures	Aussatz (knotige)
<i>Lepus timidus</i>	hare	lièvre	Hase
<i>Lethargia</i>	lethargy	léthargie	Schlummersucht
<i>Leucas cephalotes</i>	—	phlomidé	Phlomis
<i>Leucoma</i>	speck on the cornea	tache sur la cornée	Hornhautfleck
<i>Lichen odoriferus</i>	fragrant moss	mousse odoriférante	Moos, wohlriechendes
<i>Lichen tropicus</i>	prickly heat	dartre tropique	Flechte, tropische
<i>Lien, splen</i>	spleen, milt	rate	Milz
<i>Lienteria</i>	lientery	lienterie	Magenruhr
<i>Ligatura, Fascia</i>	ligature, bandage	ligature, bandage	Unterbinden, Binde
<i>Lignum</i>	wood	bois	Holz
<i>Lignum sanctum</i>	gualack	gayac, bois saint	Heiligen(Frans.)-holz
<i>Lilium</i>	lily	lis	Lilie
<i>Limatura</i>	filings	limaille	Felispähne
<i>Limonia Laureola</i>	musk-plant	limonia lauréole	Limonien-Lorbeerkr.
<i>Linaria vulgaris</i>	toad-flax	linaire commun	Nebelkraut
<i>Lingua</i>	tongue	langue	Zunge
<i>Linimentum</i>	liniment	liniment	Eine ölige Salbe
<i>Lini usitat. sem.</i>	linseed	grains de lin	Lein samen
<i>Lipthymia</i>	fainting fit	évanouissement	Ohnmacht
<i>Lippia nodiflora</i>	—	lippi	Lippia
<i>Liquiritiæ radix</i>	liquorice root	réglisse	Süßholz
<i>Liquiritiæ succus</i>	spanish liquorice	jus de réglisse	Lakritzensaft
<i>Lithanthrax</i>	plt (sea)-coal	houille	Steinkohle
<i>Lithargyrum</i>	litharge	litharge	Silber(Blei)-glätte
<i>Lithlasis</i>	stone, gravel	Pierre, gravelle	Steinrankheit
<i>Lithontriptica</i>	stone dissolv. medic.	lithontriptiques	Stein auflösende Mitt.
<i>Lochia</i>	lochia	lochie	Kindbettreinigung
<i>Locusta migratoria</i>	wandering locust	sauterelle	Huschrecke, wand.
<i>Lotio</i>	wash, lotion	lotion	Waschwasenei
<i>Lotus</i>	lotos	lotus, lotos	Lotus
<i>Lues occulta</i>	latent vener. disease	vérole caché	Lusteuche, verborg.
<i>Lues ven., syphillis</i>	venereal disease	maladie vénérienne	Lusteuche
<i>Luffa amara</i>	hairy momordica	luffe amère	Luffa, bittere?
<i>Luffa pentandra</i>	momordica	luffe	Luffa?
<i>Lumbago</i>	lumbago	douleur des lombes	Lendenweh
<i>Lumbricus terrestris</i>	earth-worm	ver de terre	Erdwurm
<i>Lupinus albus</i>	Egyptian lupin	haricot blanc, lupin	Bohne, weisse
<i>Lupulus (Humulus)</i>	hops	houblon	Hopfen, Weidenwolf
<i>Lutum</i>	lute, chemist's loam	lut, ciment	Kitt, Klebwerk
<i>Luxatio</i>	luxation, dislocation	luxation (entorse)	Verrenkung
<i>Lycocotonum</i>	—	tue-loup	Wolfstodt, Giftwurz
<i>Lycopodium clavatum</i>	lycopod., club-moss	lycopode	Wolfsfuss, Bärlapp
<i>Macer veterum</i>	ind. simaruba? *	simarouba de l'Inde?	Rinde. ind. Olivenw.?
<i>Macis</i>	mace	macis	Muscatsblüthe
<i>Macula</i>	spots, stains	taches	Flecken (am Körper)
<i>Macula faciei</i>	facial spots	taches au visage	Gesichtsflecken
<i>Magnes, magn. lapis</i>	loadstone	Pierre d'aimant	Magnetstein
<i>Magnesia</i>	magnesia	magnésia	Magnesia, Bittererde



<i>Turkish.</i>	<i>Arabian.</i>	<i>Persian.</i>	<i>Indian &amp; Cashm.</i>
bers	bers, barass	dakh sufeld, khore	polveree, chita dag
behak	behak	dakh seeah	changnen, kala dag
miskin, jûsamiyk	mukalat, dau-ul-asad	dsudham	vedda dok, koorhee
taushan	arneb (erneb)-ul-berri	khargoosh	seah, sussa
ulusmaklik, bihudluk	sebad, num thekyl	kyl, (derd l)-subad	bihnshee, ooglanda
---	sisalius	maidodeh	chatra
---	---	nokta tef. echehahm	akien ke pora
ak dusheme	eshneh	chulchuleera	budibuda, oos(h)neh
eyf kokan yosun	---	---	pit
---	tyhai	supora, tehal	tillee, teb
dhaiak	sengrenl	sengrenee	atsar, girânie
jurek surmessee	hefiat, lefateh	bend, bund	bend, nuttee
sarghee	hateb	chob	lukree
odun	---	---	---
pegamber agachee	zembak, susen	soosen, irsa (root)	irsa (Lilit asur. rad.)
sanbak, susen	borradah, hifafeh	b(o)radeh	choon
telash, eyentee	---	---	chou patri
---	---	---	san sakra
---	ul senn, lessan	zeban	zeban, jeeb'h
dil	telat, zemad	telat, zemad	mallden vala tel
yumshag melhem	bliz-ul-kettan, busruk	tokhm-(alchl)kulan	ulsi ke beeje
ketân (kîrbas)-tokum	ghush	bihush	bihush
balyima, balghynlyk	---	bekuneh	bokenbutee, chamlara
---	urk-ul-soos	bikh mekeh, ark i sus	meeth. lukri, jetimadh
miâm (miyan) kôkâ	rebh-ul-susa	rob i sus	mulettee
miyan bale	---	zogal kanees	pater ke kola
tash (maden) kîômûri	mor(de)senk	moordarsang	moordasang
murdasenk, murtek	(woja-ul)-hesat	sengh bîmaree	patrika murs
tash lileti	muftutetaht-ul-hesat	---	---
---	nefas	nefas	soodagh
doghurma temizlemek	jeradeh	melah, malak	mekree, tiddee
chekirge	ghush	shushten	ghaal, tons, shnan
jakamaklik	nuphar	nlofer	nlofer, h a n d e k u k
handakukree misree	w.-ul-freng khaffy	atashuk i madeh	bad e media
---	woja-ul-freng	nar i farsi, atashuk	germee bad (furing)
freng zametee	---	kereleh	kerula, kurella
---	---	---	ghla ve kalee-tori
---	woja-ul-varak	derd i paloo	hook
bel-(aghrisi) zuify	keratin, kharatin	solujan i zemîn	kein kewa
soguljan	hermess, turmus	bakla misarie, turmus	termes
bakla kiptee	---	---	---
hymel a asigh	lakumeh	gell hekmet	untti ke gara
tyñ, chamur	fekk, inkhila	bershuden i ostokhan	moch
bertilme	khanek (katl) ezeft	kurki merk	---
kurd boghan	miskiet	---	---
---	talisfur	talisfur	atatalisfur
---	talsuffur	besbaz(eh)	rampottri, jawatree
besbase	---	shrak, dagh	treperi, chepaki, timn
---	kalef	kolf	chal
---	hajr mignatis	sung h ahen rubah	chemek patter
mykuatis, demirkapan	---	---	pabnd aslee
guverjileh kalmagi	---	---	---

<i>Latin.</i>	<i>English.</i>	<i>French.</i>	<i>German.</i>
Magnetismus animal.	animal magnetism	mesmérisme	Magnetismus, d. thier.
Majorana (Origanum)	sweet majoram	marjolaine	Majoran
Malva	mallow	mauve	Malve, Pappel
Malvacea. Karmekra	malvacea K., seeds	malvacée K.	Malvenartig K.
Malvacea-Todrin.	malvacea T., seeds	malvacée T.	Malvenartig T.
Mamma	breast	sein, téton	Brust (weibl.)
Mandragora (Atropa)	mandrake (plant)	mandragore	Alraun, Wolfskirache
Manganum	black(oxide of) mang.	manganèse	Braunstein
Mangifera Ind.fruct.	mango	mangue	Mangofrucht
Mania, Insania	mania, insanity	rage, furie	Raserei, Wuth
Manna calabrina	manna	manne	Manna, kalabrische
Manna Hedys. Alb.	manna	manne	Manna v. Cameisdorn
Manna persica	manna	manne	Manna, persische
Mantis nidulus	jackal's navel	—	—
Manna	hand	main	Haud
Marantæ fasciula	arrow-root	pivot	Pfeilwurz-Satzmehl
Marcasita, Bismuth.	bismuth	bismuth	Wismuth (Metall)
Margarita, Perla	pearl	perle	Perle
Marrubium vulgare	white horehound	marrube blanc	Andorn, weisser
Mastix	mastic, resin.	mastic	Mastix
Matricaria vulg.	mother-wort	matricaire	Mutterkraut
Maturus	ripe, mature	mûr(e)	Reif, zeitig
Meccan balsamum	bal(sam) of mecca	baume de la mecque	Meccabalsam
Medicamentum	remedy	médicament	Arzeneimittel
Medicina, Ars medica	medicine, art of phys.	médecine	Heilkunde
Medicus	physician, doctor	médecin	Arzt
Mel	honey	miel	Honig
Melanagoga	melanagogues	mélanagogues	Schwartzgalle, abf. M.
Melancholia	melancholy	mélancolic, tristesse	Schwermut. Trübsinn
Melandrium triste	—	—	—
Melia Asedarachta	margosa tree	Azédarac	Zedrach, grossblättr.
Melia sempervirens	evergreen Melia	Melia toujours vert	Melle, immergrüne
Mellæ semperv. sem.	evergreen M. seeds	semences de M. touj. v.	M. immergr. Samen
Mellilotus officinalis	mellilot	méillot	Melliloten. (Honigk.)
Mells. calaminth. sem.	spott. calamint seeds	sem. de mélisse calam.	Bergmünze, Samen
Melissa officinalis	common balm	mélisse	Bleckenkraut, Melisse
Melo (cucumis)	musk(sugar)-melon	melon sucré	Zuckermelone
Meloë cichorei	blister (tellini) fly	mouche tellini ?	Tellinkäfer
Melongena (solan.)	egg-plant apple	aubergine	Melang (Eier)-apfel
Menisperm. cordifol.	heart leav.-moon seed	ménisperme	Mondsame, herzblatt.
Menisperm. hirsutum	rough moon seed	ménisperme hirsuté	Mondsame, rauber
Menstruatio, Menses	menses	menstrues	Reinig., monatliche
Mentha piperita	peppermint	menthe poivrée	Pfeffermünze
Mentha viridis	spearmint	baume vert	Münze, grüne
Mercurius dulcis	calomel	mercure doux	Quecksilber, veräslst.
Mercur. præcipit.	red precipitate	précipité rouge	Quecksilber, rothes
Mercur. sublimat. cor.	corras. subl. of merc.	mercure subl. corras.	Sublimat, äsendes
Mercurius vivus	mercury	mercure, vif-argent	Quecksilber
Mespilum	medlar	nêfle	Mispel
Mesua ferrea	—	—	—
Methonica gloriosa	glorious methonica	lis de ceylan	Prachtlilie

<i>Turkish.</i>	<i>Arabian.</i>	<i>Persian.</i>	<i>Indian &amp; Casm.</i>
anjuk ?	mirsundjoosh	manter	jaru, jaroo
ebem giömejee	khabasee, khabbeyzeh	mirzinkush	marva, marvo
meme	luderj? anjil	nankulag, penlirek	sonchei
loofah, abduislam	biz, besaz	towdrie seeah	karmekra
diwanelik, dellik	jebroch, ustrung	platan	kala towdrie
kudret halvasee	mejnun, jahel	merdum ghia	mama
el	menn heloo	amb	luckmuna, yebrooj
injee	markesah	soudahee, divanegee	ingnee
ferazion	looloo, dorr ?	manna frenghee	amb
sakis	brasljun	turunjebin	met, diwana
jetiahmish	roomee mastike	shirkeah	manna frenghee
khiabeh pelisengee	tayb, isteua	kantuti	turunjabin
ezah, ilaj	balesan	dest	shirkis(h)t
tybabet, ilmi tybb	dova, dauah	araroot	geedur sooudee
hekim (bashee)	hekmet-ul-(tyb)tohb	murksbeeshe ?	had, huth
bal	tabyb, hakym	mirwareed	tikor, tikhur
kara sevda	ussel-ul-nehl	mlsteki roomee	sonamukhee ?
veratika (otu)	mooshilat sowda	ressid, pokteh	mootle
pirah otu	malikhunia	rooghan t bulsan	roomle mustagee
kovan otu	bân	ilaj	pukka, tlar
oghul otu	habb-ul-ban	m(o)alejeh	balessan
kavun	aknan	hakim, huqueem	daroo
badiljan	uklil-ul-mullk	anjebin, shahid	hakimgeree
albashee, hals	furunj moosk	souda	syanee, dakter
biberee nane	bucklit-ul-faristum	azadaracht	mekki ke shahid
muscki tira mus?	fajur, kauun	bukain, bukayun	merakee
tatlee sullivanee	badinjan	habb-ul-bân	m o h o n d
Körmeeze surur	ul-h(e)izat, ul-tums	ghla-(kysir) zerir	nim, neem
sulumen, sullivanee	nana, habak, mantah	furunj l moosk	bukain, trek, d(r)ek
(d)jwa	zibak musaid heloo	badrunjbuyeh	trék ke terkoneh
mushmula	zibak musaide ekkial	karbuseh	asperak
	sibakh	beden (patil)-jan	farunje moosk
	zurur	gilou, giloh	meka subza (dek.)
		frid (mull)-butee	khurbooja
		adet, ras l shar	guree, telini (beng.)
		nana (pudina) subs	betaun, baadinjan
		reshkepur	gilou, gulancha
		soolemanee	dier-hier, dusera tiga
		seemab	kamerie, kupré ouné
		esdef	mirj pudina
		narmuskh	berri(pahari)-poodina
			ruskepoor
			dar(tshigne)-shikna
			parah
			nagke(h)jur, nerm.
			norungli (paharee)
			2 8

<i>Latin.</i>	<i>English.</i>	<i>French.</i>	<i>German.</i>
Mesereum (Daphne)	mesereon	mézéreon, garou	Kellerhals, Seidelbast
Millefolium	common yarrow	mille-feuilles	Schafgarbe
Mimosa abstersgens	sensitive plant	sensitive	Sinnpflanze, reinig.
Mimosa pudica	humble plant	sensitive	Sinnpflanze, gemeine
Mimosa Sirissa	sensitive plant	sensitive	Sinnpflanze, pappgeb.
Mimusops (semina)	mimusops (seeds of)	mimusope (semences)	Spitzenb. (Samen)
Minerale	mineral	minéral	Minerallsalz
Minium	red (oxyde of) lead	minium, vermillion	Mennige, roth Bleiox.
Mirabilis Jalapa	marvel of peru	belle-de-nuit	Jalappe, Wunderding
Momordica dioica	dioicous momordica	momordique	Balsampfel, getrenn.
Monophthalmus	one-eyed	borgne	Einkuglig
Morbili	measles	morbilles, rougeole	Masern
Morbis	disease	maladie	Krankheit
Moringa Sohanguina	indian ben tree	arbre moringa	Moringabaum
Morsus	a bite	morsure	Biss
Mortalis	deadly, mortal	mortel	Tödlich
Mortarium	mortar	mortier	Mörser
Morus alba	mulberry-tree	mûrier	Maulbeerbaum
Moschata, nux	nutmeg	(noix) muscade	Muscatsnua
Moschus	musk	musc	Moschus, Bisam
Muciago	muciago	muciago	Schleim (ala Arsenel)
Mulgedium rapuncul.	—	—	—
Muriaticum, acidum	muriatic acid	acide muriatique	Kochsalzsäure
Musca	fly	mouche	Fliege
Mutella Antiguensis?	a scarl.-velv. insect	ins. rouge d'ecarlate	Insect, scharlachr.
Myrica aspidia	an (aromatic) bark	une écorce (aromatiq.)	Rinde (gewürzhafte)
Myrobalani	myrobalans	noix de Bengale	Myrobalanen
Myrobalanus Belliric.	belleric myrobolan	(myrob.) bellerie	Myrobal., bellerische
Myrobalanus Cheb.	chebulic myrobolan	(myrob.) chébule	Myrob., Kab.schwarz.
Myrobalanus citrina	yellow myrobolan	(myrob.) citr. kebule?	Myrobalanen. gelbe
Myrobalanus Embl.	emblic myrobolan	myrobalan emblic	Fru. v. baum. Phyll.
Myrobalanus nigra	black myrob., lesser	myrobalan noir, petit	Myrob. kleine, schw.
Myrobalan. electuar.	myrobol. electuary	elec. des noix de beng.	Myrob. Latwerge
Myrrha	myrrh	myrrhe	Myrrhe
Myrthus communis	myrtle, common	myrte	Myrrhe
Nævus maternus	mother's mark; mole	envie	Muttermal
Narcissus	narcissus	narcisse	Narcisse
Narcotica remedia	narcotics	narcotiques	Mittel, betäubende
Nardostach. Jatam.	spikenard, indian	nard indien	Spiekenarde
Nasturt. aquaticum	water cress	cresson d'eau	Wasserkresse
Nasus	nose	nez	Nase
Natrum muriaticum	common salt	sel, muriate de soude	Kochsals, gemeines
Nausea, Nauseosis	nausea, sickness	nausée, mal de mer	Eckel, Seekrankheit
Nelumbium specios.	peltate water-lily	spécieux ndumbo	Nelumbo, prächtige
Nepeta Cataria	catmint	catàire, herbe au chat	Katzenmünze
Nepeta salivæfolia	catmint	herbe au chat	Katzenm. (Salbeibl.)
Nephralgia	nephritic pains	néphralgie	Nierenschmerz
Nerium antidysent.	mild linderjuo seeds	épilobe à feuille étroite.	Ruhrst. Oleander
Nerium odorum	sweet-scent. oleand.	laurier-rose odorante	Oleander, wohlriech.
Nerium Oleander	rosebay, spurge laurel	laurier-rose, oléandre	Lorbeerrose
Nigella sativa	small fennel flower	nielle	Schwarzkümmel

<i>Turkish.</i>	<i>Arabian.</i>	<i>Persian.</i>	<i>Indian &amp; Cashm.</i>
masriun Kandil chichegü	masrioon, kameela? su eifi evrak	maserijun hosar dane	peligas shekal
---	---	---	lajventee (paharee)
---	khunul? aslieh?	lejaloo sirish	ata kahee kirnee
---	---	---	kan
maden suluen geje sêfa chichegü	madenn(y) isarenj	maden sendoor goolabbasi	sindoor gulabbas kekoura, kukora kana
---	---	---	---
bir glösiu kizamik kefalsik, hastalik	auer, akhouak hasra, homrah woja, maradd	yek chehabemvala surkcheh mandeg., bemar., illet	dok, kear, rogee sohunj(u)na tsh. (dund, wud) kause
---	---	---	---
ysyrma eulemlu havang toot hindustan jewisee miak ysapehkanlek	edd, id katei hevun toot jansboa, jows(n)teib musk e nafa loab	gesiden kushindeh, kburab hevun, karel toot (shatut, M. nigra) jous (bewa)-etüb mushk, mooshq lés	marne, khatrenal lman dusta toot jufel, juephul kasturee, mis(k)k lés
---	---	---	---
dus tisabee sinek	tisab-nl-milth subab, debban kirmie aroose Üd-ul-berk ihillej	tisab i nemuk megges beerbotie dar shiahgan hel(?)ilejat beleyieh hellieh keian hellieh surd amleh	melan lun (nemuk).ke tezab muk'hee chitahbotie kenobari, kuephul hellie
---	---	---	---
hellie bellikotileh kabileh helliel saru hellie amnie kara atlieh(kutshuk) trifei mur safee mersin ben, jama nergis	heleiiji kabule lillej asfer umiuji ahleeluj asoot(eghir) trifei murr (mekki) As, murd benek nerjis, sambak mokederrat, menanem	hellieh seeah (khord) trifei bol, moor habel As (M., seeds of)	bahrab, beheyrä hara, umbed'her herrie, ha(r)ria amle, anola? singi, singi har trifei heeru
---	---	---	---
sumbul, nardyn suteresee bur(u)n dus, tuz jurek bulanmasee ambej kedee otu bir nevi kedee otu beumbrog aghrisee kush dilli, andur ar.	sumbool(ul tib)-attetb huruf (w. seeds of) anif, monkhar milh, melh, meleh ghisiani nefi ambej, neelufar hindee bakiet-ul-odus bakiet-ul-odus? wola-ul-kilwe hsan-ul-asaadr difi difi habbet-ul-souda	nargis, susen	jemandra lraa (N., root of)
---	---	---	---
shirjun chorek otu	---	sumbul hindoe harf binee nemuck (etam gasian koul (dodeh., seeds) gurbeh khorek gurbeh khorek? derd i gurdeh indurjou shereen keneir, kenehr deifi seeah daneh, shooneez	char, balchur loot put. (w., leaves of) nuk jun, loon, nimmuk dell katcha padam, pampos billilotten, madaha pir (durd) e kemer indurjou shereen keneir, kan(e)er k(h)ar zahra kalonjee, mugrela

<i>Latin.</i>	<i>English.</i>	<i>French.</i>	<i>German.</i>
Niger	black	noir	Schwarz
Nitricum acidum	nitric acid (nitrous)	acide nitrique	Schlehdewasser
Nitrum, Kali nitricum	saltpetre, n. of potash	nitrate de potasse	Salpeter
Nodus	node, swelling	noeud, nodus	Knoten
Nox	night	nuit	Nacht
Nucleus	kernel	amande, pepin	Kern
Numulite, numuline			
Nyctalopia	nyctalopy	nyctalopie	Tagblindheit
Nycteris, Vespert.	bat, rear-mouse	chauve-souris	Fledermaus
Nymphaea alba	white water-lily	nenuphar, lis d'étang	Wasserlilie, Seerose
Oblivium, Amnesia	forgetfulness	l'action d'oublier	Vergesslichkeit
Obstructio	obstruction	obstruction	Verstopf. (eines Org.)
Ocimum album	white basil, Ind. thé		Basilienkraut, weiss.
Ocimum Basilicum	sweet basil	basilic commun	Basilienkraut, indic.
Ocimum pilosum	hairy basil	basilic pelu	Basilienkraut, haarig.
Ocimum sanctum	sacred tootsee	basilic saint	Basilienkraut, heilig.
Oculus	eye	œil	Auge
Odontalgia	tooth-ache	mal de dents	Zahnweh, Zahnschm.
Œdema	œdema, watery tum.	œdème, enflure	Wassergeschwulst
Olea æther. destill.	essential (volatile) oils	huiles essentielles	Öle, ätherisch. flücht.
Olea expressa	fat (fixed) oils	huiles grasses (fixes)	Öle, fette (ansgepr.)
Oleum olivarum	olive oil	huile d'olives	Olivöl
Olfactus	smell	odeur	Geruch
Olfactus privatus	defect of smelling	privation d'odeur	Mangel an Geruch
Olibanum	olibanum (Indian)	encens	Wohlrauch
Onania	onanism	onanisme	Selbstbefleckung
Onosma macroceph.			Ochsenzunge, gross.
Operatio	operation	opération	Operation
Ophthalmia	ophthalmy	inflamm. des yeux	Augenentzündung
Opium	opium	opium	Mohnsaft
Opopanax	hercules all heal	gomme-resine opop.	Panaxgummi
Orchis, conopiceæ aff.	orchis		
Orchitis, Testitis	inflam. (swelled) test.	inflamm. des testic.	Hodenentzündung
Origan. heracl. aff. sp.		origan héracléot.	Winter-Majoran-Art
Origanum vulgare	marjoram	origan vulgaire	Wohlgemuth Dosten
Oryza rubra	red rice	riz (ris) rouge	Reiss, rother
Os (genit. oris)	mouth	bouche	Mund, Maul
Os (genit. ossis.)	bone	os	Knochen, Bein
Oscitatio, Hiatus	yawning	bâillement	Gähnen
Otalgia, otitis	ear-ache	mal d'oreille	Ohrensch., O. Ent.
Otorrhœa	exulion from the ear	écoulement d'oreille	Ohrenfluss
Ovum	egg	œuf	Ei
Oxalis Acetosella	wood-sorrel	petite oseille	Sauerklee
Oxalis corniculata	three-leaved sorrel	oseille à trois feuilles	Sauerampfer, dreibl.
Oxyria elatior			(Säuerling)
Oxysaccharum	syrup of vinegar	syrup de vinaigre	Essigayrup
Osæna	osæna	osène	Nasengeschw., stink.
Pæonia corallina	peony, species of	plone, (espèce	Pfingstrose (Art)
Palatum	palate	palais	Gaumen
Palma	palm of the hand	palme	Handfläche
Palpebra	eye-lid	paupière	Augenlid

<i>Turkish.</i>	<i>Arabian.</i>	<i>Persian.</i>	<i>Indian &amp; Cashm.</i>
kara	asuot, souda	seeah, shah	kala
tisab sui	maul abkir	tizab, arek i shora	shora ke teezab
giöerjile	abkir	shureh	shora (kulmee)
besur, ghudet	besur, bisur	tokñeh, ghodud	gedud
geje	lel	shebb	rat
tshekirdek	nawi	kbastah	gfree
—	dedanej, shudn. udsee	shahdenuj	shadnunj
gundusde ghiosferstz.	jar? Khafesch	ruskori	—
jaraka, jarasa	hafash, teyr-ul-leyl	shebperek	chamchid
alufcr, nunafer	n(y)ufar, neelofcr	nlofer	kanvel, kanikapur
unudujuuluk	ness yan	faramushee	bhool(pol)jana
tutlesee, kabzylyk	sudet, inkibaz	selabet, kabz	habs, saktee
—	badrunj(abees)-boyeh	sufeld tulsee	cheeta tulsi, g e n d.
festigan, a u k i m o n	shasiferem	rihan baghi, deb. shah	neasbu, kalee tulsee
maru, maroo	baderuj, habak	tulsi (rihan)-jungle	ngend babree
—	asaba-ul-feteyat	afranj misk?	tulsee, toolsee
giöz	ain, ayn	chushm	ukh, netr
diah agrhisee	(w)oja essenan	durd i dundan	dant ke (peer) durd
shish, kabazjik	vorrem, auram	amas, pundebigi	sooj, badee
takhdir yaghar	utr	ather	ather
—	duhn	rogan, rowgen	töi, tall
zelt(in) yaghee	duhn-ul-zietoon	rogan i zietoon	zietoon (kou)-ke tall
koku	shameh, rihah	booe, mooskh	booe, khoshboo
—	hashem	booe ke nedaret	khoshboo bund
giunluk, gulnuk	elban, bistuj	kundur, coondur	zukhir, gandabarosa
—	itlam	musht zeni	sheltan karee
—	u n u m a	—	vera ashed, k a x e b a n
kessmak	faal, amel bel yed	buriden, parekerden	destekaree, chr dene
ghios agrhisi	amed, woja-ul-ayn	durd (ashob.) e chesh.	anki shah
afun, madjoon?	afyun, ufoon	sheere khushkhash	ufcem, pem, amel
shetkek	jawshir	gaushir	juwasheer
saleb otu?	nebad ul-saleb?	s a t y r i o n ?	ner (mad.) m a d e h
thashak agrhisee	woja-ul-(k)hoslet	durd i khosleh	petalu ke pir
—	—	—	neassbul junglee
kekisl	buklut-ul-gezal, zatar	zatar	satur
körmezl piriuj	(u)ruz (orz)-ahmor	baringe i surh	lal (sette)-chouwul
agh(y)s	tem, fum	dehhenn	mu, moonh
kemik	ad(d)m	ostokhan	hedee
esame	esneish	obasee	oobasee, oobasa, lena
kulag agrhisee	woja-ul-lden	durd i gush	kan ke (pir)-dok
kulag akmasee	korra-ul-lden	korra i gush	kan vagneh
yumurta	baysab	tookm	anda
kuzu kulaghee	hummaz	hummas	soil
—	—	—	amrool, katlibutee
—	—	—	ch o h a b a k
sirkely shurub	gulenjebin	lakenjebin	skenjebli
kru enfah	karh(at)-ul-khishum	sulag i kam ve binee	nak ke nasur
f a v a n i j a	öd-es-suleeb	öd e (ood) suleeb	ud e selib
damugh, damak	sakf-ul-fumm	kam, halk	kam
nja(s)	keff	keff	—
ghioz kapaghy	jefen, hedeh	palek	pulnuk

<i>Latin.</i>	<i>English.</i>	<i>French.</i>	<i>German.</i>
Palpitatio cordis	palpitat. of the heart	palpitation du cœur	Herklopfen
Panarit. Paronhch.	whitlow	panaris	Nageigeschwür
Pandanus odoratiss.	sweet-scented pand.	pandanus odoriférante	Pandanus, wohlriech.
Panis	bread	pain	Brod
Pannus oculi	vascular albugo	ongle a l'œil	Fell im Auge
Papaver Rhœas	corn (red) poppy	coquelicot	Feldmohn
Papaver somniferum	opium (white) poppy	pavots	Mohn
Paralysis	palsy	paralyse	Lähmung
Paralyticum	paralytic	paralytique	Geilimt
Pareira brava	wild vine	vigne sauvage	Griesswursel
Parietaria	wall-pellitory	pariétale	Manerkrast
Partus	delivery, childbirth	accouchement	Eutbindung
Aff. post partum	after births affect.	—	Niederkunftsbeschw.
Pastillu(m)s, Trochis.	pastil	dragée en sucre	Kügelchen, Pastille
Pastinaca Secacul	parsnip of the desert	panais checacul	Möhre aus der Wüste
Pavia	—	—	—
Pavo	peacock	pâon	Pfau
Pectus	chest	poitrine	Brust
Pedicularis labellata	louse-wort	pédiculaire	Läusekraut
Pedicul. punjmoor	louse-wort	pédiculaire	Läusekraut
Pediculus	louse	pou	Laus
Pedicul. ingu. adheer.	crab-louse	morpion	Filsiaus
Pediluvium	foot-bath	pédiluve	Fussbad
Pelecanus	pelican	pélican	Pelikan
Pellis, cutis	skin, cuticle, hide	peau, cuir	Haut, Fell
Penis, Memb. virile	penis	membre génital	Glied, männliches
Pernio	chilblain	engelure	Frostbeule
Persicum, malum	peach	pêche	Pfirsiche
Perspiratio fetida	offensive perspiration	transpiration fétide	Ausdünst., übelriech.
Pes	foot	piéd	Fuss
Pestilentia	plague, pestilence	peste	Pest
Petroleum	rock-oil, petrol	pétrole	Steinöl
Petroselinum sativ.	parsley	persil	Petersilie
Peucedanum	hog's-fennel	peucédane	Pestfenchel
Phagedena	sloughing ulcers	ulcère rougeant	Geschwür, fress.
Phallus esculentus	morel	morille	Morchel
Phaseol. aconitifolius	green gram	—	Schminkbohnenart
Phaseol. Mungo	green gram	—	Schminkbohnenart
Phaseol. radiatus	green gram	—	Schminkbohnenart
Phlegmagoga	phlegmagogue	phlegmagogue	Schleimabfuhrmittel
Phoenix dactyl., gummi	gum of a date palm	gomme de dattier	Palmbaum gummi
Physalis flex. radix	f. winter cherry, rt. of	physal. flex., racine	Schluttwurz., biegs.
Physalis flex. semina	f. winter cherry, seeds	physal. flex., semenc.	Schüte, biegs., Sam.
Physalis engi Alkeku	wintercherry	alkékenge, coqueret	Judenkirchen
Picrorhiza. kurrooa	—	—	—
Pigment. Color. Tinct.	pigment	couleur	Färbestoff, Farbe
Piuiua	pill	piuiue	Pille
Pimberi gummi	—	—	Pimpergummi
Pimenta (Myrtus)	allspice	poivre de la jamaïque	Neugewürz
Pimpinella Saxifraga	burnet-saxifrage	boucage	Steinbibernelle
Pinus indica	—	—	Himalaja-Fichte



<i>Turkish.</i>	<i>Arabian.</i>	<i>Persian.</i>	<i>Indian &amp; Cashm.</i>
jurek kupkup etmek dolama, yaremj	khefk-ul-kalb maryk, dehbas, dahus keder	perinde i dill chendri, dakhes gull (kivra)-kavondi nan	terkue i kleje chendree keora rotee perde gul e hozara pust, po(o)st jholā udhrung
ekmek, etmek ghlös derijik jaban kashkhashi kashkhash asa-damia, semnlk kenturum hind amasee japlskan doghorlik	khoba, aysh sebbel kashkhash berree khuskhus nezel behred, failj mañuj, mokhela horryk-ul melsa t'olad	---	---
kurs, habbi sheker pastinal, seccacul	kurs, habbet-ul-kund jezeri sarajee	kurs, habb i nebad shekakei misree jou mukadem	jemane sutekva misri ke (gull)-dane shekakei van akrot, h a n e d. moir, moor chhattee, hek k a s t u r i p e n j m o o l jue
tawus (kushu) giöks bit otu bir nevi bit otu kehleb, bit am (kasik)-bitee alakiari sule kolmak kashikjee kush(u) deri, meshin sik, erkegen aleti naser, thavuk ghlöszi sheftalee fena kokan ter alak yumurjak, weba neft jaghee ma(g)danos and rasiun ashendirjee bir nevi manthar	taunsa, tãous sider ellobna (P. tuberosa) kammel hammam erejlën rakhmah, ghyheeb jild ër, kasib, seker kho(o)kh arak muntin rjeli taun, wobbeh neft, kuffer alihood? bakdones and rasiun ekkiäl fetr? mushrum?	taunus sineh khoros ibighui? sipsih pashu pust kir sheftaloo bettbu i bagel pa tauun misree dehen neft maghdunes and rasiun akeleh gutchee	moir, moor chhattee, hek k a s t u r i p e n j m o o l jue pashu pein tchemrak dendee aroo bageigend pyr buwa mittee ke tel peterselle m o r t s h e l akele kanekachoo möt moong ma(mash) balgam ke julab choohara ke goont usgund nagouri penru ke bee(nj) kaguuj kour, kurrooa rurg golee goont fotel sitei chinee deodar
balgham seukijee hurma aghajen semgh	mooselat belghem sumgh-ul-nakhlah habb-ul-arus kakenj	balgam defa kunind. hoim chül kaknuj? tokhm i penir pesperdeh	---
irener chichegee	---	---	---
boya habb ---	sabgh, laun habb ---	reng, khezab habb gund i pimber ---	---
kashik asen hind sinobaree	sinobar hindee	diwdar	---

<i>Latin.</i>	<i>English.</i>	<i>French.</i>	<i>German.</i>
<i>Pinus pinea</i>	pine	pin	Fichte
<i>Piper album</i>	white pepper	poivre blanc	Pfeffer, weisser
<i>Piper Betle</i>	betel, pan leaf	bétel	Wasserpfeffer, Betel
<i>Piper longum</i>	long pepper	poivre long	Pfeffer, langer
<i>Piper. longi, rad.</i>	long pepper, root of	poivre long, racine	Pfefferwurz, lange
<i>Piper nigrum</i>	black pepper	poivre noir	Pfeffer, schwarze
<i>Piscis</i>	fish	poisson	Fisch
<i>Platacia, nucleus</i>	pistachio(nut)almond	pistache	Pimperness
<i>Pisum sativum</i>	large pea	grand pois	Saat-Erbse
<i>Pituita, Phlegma</i>	phlegm, slime	pituite, flegme	Schleim
<i>Pix</i>	tar, pitch	goudron, poix	Theer, Pech
<i>Placenta</i>	after-birth	secondines	Nachgeburst
<i>Plant. Ispaghula</i>	spogel seed	plantain pulic., sem.	Flohsamen(art)
<i>Plantago major</i>	great plantain	plantain	Wegerich, grosse
<i>Platanus orientalis</i>	plane-tree	platane	Ahornbaum
<i>Plectranth. aromatic.</i>	sweet scent. coleus	plectranthe	Plectranthus
<i>Plectranth. rugosus</i>	---	plectranthe	Plectranthus
<i>Plumbago Zeylanica</i>	ceylone leadwort	dentelaire	Bleiwurz, Zeylanische
<i>Plumbum</i>	lead	plomb	Blei
<i>Plumbum aceticum</i>	sugar of lead	sucre de saturne	Bleisucker
<i>Pneumonia</i>	inflam. of the lunge	pneumonia	Lungenerkrankung
<i>Poa laxa (aff. sp.)</i>	meadow-grass	poa, paturin	Graskrautart
<i>Podophyllum Emodi</i>	---	podophylle	Entenfuss, Fassablatt
<i>Polanisia</i>	---	---	---
<i>Polyanthes tuber.</i>	tuber. polyanthus	polyanthé tubéreuse	Tuberose, gemeine
<i>Polygon. aviculare</i>	knot-grass	polygone	Pflanze, vieleckige
<i>Polygon. linifolium</i>	knot-grass	polygone	Pflanze, vieleckige
<i>Polygon. macroph.</i>	knot-grass	polygone	Pflanze, vieleckige
<i>Polyg.-Matringe</i>	knot-grass	polygone	Pflanze, vieleckige
<i>Polygonum molle</i>	knot-grass	polygone	Pflanze, vieleckige
<i>Polypod. Sekour</i>	polypody	polypode	Tüpfelfarnart
<i>Polypod. vulg.</i>	polypody	polypode	Engelstaus, Süßfarn
<i>Polypus</i>	polype	polype	Polyp
<i>Pomum</i>	apple	pomme	Apfel
<i>Populus alba</i>	white poplar-tree	peuplier blanc	Pappel, weisse
<i>Porcus</i>	pig, hog, swine	cochon	Schwein
<i>Portulaca</i>	purslain	pourpier	Portulak
<i>Potio, Potus</i>	potion, draught	bolsson	Trank, Getränk
<i>Primula veris</i>	cowallp	primevère	Schlüsselblume
<i>Prolapsus</i>	prolapse	chnte	Vorfall
<i>Prosop. spicigera</i>	pod of the radish	prosopis	(Baum, ostind.)
<i>Prunella vulg.</i>	self-heal	sacile	Selbstheil
<i>Prunum</i>	plum	prune	Pflaume
<i>Prunus sylv.</i>	sloe-tree	prunellier	Schlehdorn
<i>Prurigo</i>	itching	démangeaison	Jucken
<i>Psora, scabies</i>	itch	gale, rogne	Krätze
<i>Pulegium</i>	pennyroyal	poultot	Poley
<i>Pulicaria arabica</i>	flea-bane	pulicatre	Flohkraut
<i>Pulmo</i>	lung	poumon	Lunge
<i>Pulpa</i>	pulp	pulpe	Mark
<i>Puls (gen. pultis)</i>	pap, paunde	bouillie	Brei

<i>Turkish.</i>	<i>Arabian.</i>	<i>Persian.</i>	<i>Indian &amp; Cashm.</i>
fystyk aghajee	sinobar	chilgoreh	chli, jar
beas-(fulful)-lber	felfel abied	filfil sufed	chitta mirch
tembul	aban, tambool	pan, tambool	pan
uzun-(fulful)-biber	dar(mag)-filfil(l)	filfil i daraz	pipel, magan
uzun blberen kökü	ark-ul-magan	pipela mula	chivek, pippula moola
kara biber	filfil uswud	filfil es-seeah	gol(kalee)mirj, murch
balyk	semek, asmak	mahee	much'hee
sham fystyk	fistak	pista	piste
—	mutur, mattar	kirseneh	choral (paharee)
balgham	belgham	balgham	balgham
katran	katran, zift, kir, kafr	katran	kir
meshimeh	meshimeh	meshimeh	meshimeh
pire otu, fuslloon	ispag-, buzr katoona	isufghol	shikem para, ispaghi.
sinerlee japrak	lissan-ool-humi	bartung (the seeds)	bartung, be rag ul
chinar	dulb	chinar	chinar
—	—	deljan	paterchur
—	—	—	s u i a i
(alstün?) altun otu	shitarudge	shitterreh	chittarmol
kurshum	riaz uswud, ersass	surb	sika
kurshum tusu	riaz helue	surb sberin	mitta sika
sadijan	sadijan	dé jeneb	chatti (pellu)-ke dok
—	—	—	n a b e d g a s
—	—	—	v a n v a n g e n
—	—	gendulek	baugnee
—	—	(towdri sufed? seeds)	gool shaboo
—	—	—	machooti? dro b
—	—	endrancee	endranl
—	—	matrinj mehln (punj.)	m e c h r e n
—	—	—	m a t r i n j g u r r i
—	—	rivash, müd	c h o k e l e h r u
—	—	—	sekour (pahari)
—	—	beaspaltah	khunkali, llinger
besfalj	asraa-ul-keib	mokeh i binee	sulul
bovasir	bovasir	tuffa, seb	se(o)
eima	teffah, tufa	dirakht i pesbeh	sefidar?
hawak	aejeret-ul-bak	khook	sür, soor
domus	khinseer	arjlem (kherefeh)	horfe, loonta (P.oler.)
semis otu	buklut-ul-(hom.)mob.	nushdenee, shurbut	pina, shurbut
itchkee, sherbet	sherbet	merzenjush	murda?
—	iden-ul-far	khrush, wudjane	nikelne, nikul pyna
—	—	—	jend ke draht
—	—	oostookhoodus kesh.	k a l a v e t ( e r )
afu kulaghi otu	oojas, kokamalls?	aloo-(cheh)-bokhara	alubokhara, oojas
erik	—	—	—
dhagh bebegul agh.	hakkah, haves?	kharielit	khork, kharisht
g(n)jishme	jarab, kerr(l)	jereb, kharisht (Ind.)	pinnien kè khoruk
ujuz, gjjik	pudenj, habak	—	—
jarpuz, budenk	—	shush	katmel, ch arg a s
—	ryeh, feudad	mags	pipre
ak jiger	shahem, shahmet	lapa	mags
enz, lub(u)b	lapa	—	laba, levee
bulamash, lapa	—	—	2 T

<i>Latin.</i>	<i>English.</i>	<i>French.</i>	<i>German.</i>
<i>Pulsatilla</i>	pasque flower	pulsatille	Küchenschelle
<i>Pulsus</i>	pulse	pouls	Puls
<i>Puisis</i>	powder	poudre	(Arsnel)pulver
<i>Pumex(lcis, lapis)</i>	pumice-stone	Pierre-ponce	Bimsstein
<i>Papilla</i>	pupli	pupille, prunelle	Pupille
<i>Purgamentum</i>	purgative	purgatif, laxatif	Abführungsmittel
<i>Pus</i>	matter, pus	pus, sanie	Eiter
<i>Putamen</i>	the ext. shell of a nut	l'extérieur écorce	Aeusere Fr.-Schale
<i>Pyrethri, radix</i>	pellitory (of spain)	pyrethre	Zahnwurz
<i>Pyrola umbellata</i>	winter-green	pyrole	Wintergrün
<i>Pyrus</i>	pear	poire	Birne
<i>Quercus (Robur)</i>	oak	chêne	(Loh)-Eiche
<i>Quercus, glans</i>	acorn	gland (fruit du chêne)	Eichel, Ecker
<i>Radix</i>	root	racine	Wurzel
<i>Rana esculenta</i>	edible frog	grenouille	Frosch, grünbunter
<i>Ranunculus</i>	crow foot	renoncule	Hahnenfuss
<i>Rapa (Brassica)</i>	turnip	navet	Rübe, weisse
<i>Raphanus sativus</i>	radish	raifort cultivé	Rettig
<i>Raucedo</i>	hoarseness	raucité	Heiserkeit
<i>Recidivus morbus</i>	relapse (in disease)	récidive	Recidiv, Rückfall
<i>Reconvalescentia</i>	convalescence	guérison, convalesc.	(Wieder)-Genesung
<i>Rectum</i>	rectum	boyau culier	Mastdarm
<i>Refrigerantia</i>	chilling cold	réfrigérants	Kühlmittel
<i>Refrigeratio</i>	cold caught	refroidissement	Erkältung
<i>Ren</i>	kidney	rein, rognon	Niere
<i>Resina pini</i>	resin (Indian)	resine, gallipot	Fichtenharz
<i>Rheum</i>	rhubarb	rhubarbe	Rhabarber
<i>Rheum (Australe)</i>	rhubarb (Himalayas)	rhubarbe	Rhabarb. (himalaj.)
<i>Rheum palmat.</i>	rhubarb	rhubarbe	Rhabarb. (chines.)
<i>Rheumatismus</i>	rheumatism	rhumatisme	Rheumatismus
<i>Rhododend. campan.</i>	bearded rhod., leaves of	rhododendron	Rosenlorbeer
<i>Rhus Coriaria</i>	elm-leaved sumac	sumac(h)	Sumach, Gerberbaum
<i>Rhus Kakrasinghea</i>	—	—	Sumachart
<i>Rhus Toxicodendron</i>	poison oak	sumac vénéneux	Giftsumach
<i>Ricinus communis</i>	castor-oil plant	ricin	Wunderbaum
<i>Risus</i>	laughter	rire	Lachen
<i>Rob</i>	rob (gem, conserve)	rob	Saft, eingedickter
<i>Rosa glandulifera</i>	rose grandular	rose glandulifère	Rose, drüsenträgend.
<i>Rosa rubra</i>	rose	rose rouge	Rose, rothe
<i>Rosmarinus officin.</i>	rosemary	rosmarin	Rosmarin
<i>Rottlera tinctoria</i>	coloring Rottlera	Rottlera colorifique	Rottlera, färbende
<i>Rubia (tinctor.) Munj.</i>	madder	garance	Färberröthe, Grapp
<i>Rubrum</i>	red	rouge	Roth
<i>Rubus Idæus (fruct.)</i>	raspberry	framboise	Himbeere
<i>Rubus vulgaris</i>	blackberry	murrier des haies	Brombeere
<i>Ructus</i>	erectation, belch	eructation	(Auf)-rülpsen
<i>Ruku tinctoria</i>	annotto	roucou	Orlean
<i>Rumex acetosa</i>	sorrel	oseille	Sauerampfer
<i>Rumex-Beenjbund</i>	sorrel, spec. of	oseille	Sauerampferart
<i>Rumex obtusifolius</i>	broad-leav. dock	oseille a large feuille	Ampter, breitblättr.
<i>Ruscus aculeatus</i>	butcher's broom	houx frelon	Mausdorn(busch)

<i>Turkish.</i>	<i>Arabian.</i>	<i>Persian.</i>	<i>Indian &amp; Cashm.</i>
getinjik chichegee	n u m a n e	nafs	ark
nabs, namz	mafsai	sufuf	puree, daro, chooruk?
sufuf, tos	sufuf	sungh i kalsnr	—
pomza tashee	hajar afraj	merdumek i chehahm	roten (sanscritt)
ghlōs bebeguee	hadak(at)-ul-afn	tenkhie	joolab
ishal idlji, sūrdürtjū	mushil, monkyeh	chirk, pak	rīm, pak, rad?
irin	ke(y)h, sadyd	pust i birun	bar ke chile
—	—	akurkura	akurkurra, s o e n i l
oduikahar	Ūd ul-kara	leblab	—
sarmashik?	bak'et-ul-baredch	emrud, naspatee	enjasa
armud	ejas, neggass	shah bulloot	sandiyān
meshe-palat	buloot-ul-mulk	balud	sita-supari
palamud	belud, pelit?	bekh	jur, mool, m o o l
kiōk	rish, ussil	ghowk, dudoo	—
(kur)bagha	divda, dufdeh	—	mendak, meiduk
dūjūn chichegee	kebikech	shuigum	kakunji? sitel
shalgham	shulghum, luft	turb	gungūn, shuighum
turb	fūdjī	sengin i avas	mooloe
avasī tutkun	abah	tekrur mandegree	halk bund
sachu tekrarlama	endeksi-akal, tekrur	tahag shudenee	morke manda hojana
saghaima	shifa ifakat	makat	hataha hone
dogru baghersak	mlaf mustakim	dowahasurd, mubared	tundree
soghudijee	mubaredat	surd germ shuden	tenda daroo
sok almak, sovuklik	tebyrd, teberrud	kilue	tenda lena
bōbrek	kelauah	rai(l), lai moaberi	gurde
chamsakisi, dammer	lik, ratinej, rail	reywund, reond	dammār, dhoona
rawend	rewund	reywund keshmeree	rivend, rewund
rawend	rewund	reywund cheenee	pombechal. n e r r
rawend	rieh	durd badee	rivend cheenee
jel ribee	hoolas kashmeeree	burg i-(keshm.)-tib.	badee ke pir
bir nevi guidefneese	sumak, tumtum	sumakh, shumuk	tazektahin
tenhōk, titrik	—	kakrasinghee	tantree
—	sumak semmije	—	kakrasingī
sehrllee summak	khirwa, kharva, arund	bēd injir	—
kbyrva	ithakna	khandeh	arendi
gulmak	rib, robb	rub	hasneh
rub	—	—	rub
—	ward ahmor	gul surkh, goolab	sud burg, seoti
kōrmezī gül	ukleel-ul-jibbul	hasalban aksir	gulab ke phul
biberye	—	kamila(h), kumbela	—
—	fu(et), fu(u)ah, foh	rodeng, runas	kam Ūd, reroc (Royle)
kōk boia	ahmor	snrh, soorkh	munjeeth, paharga s
kōrmezee	—	—	lal, sooa
agatsh chila(gee)	ullejbek?	—	—
bōjūrtien yemlahee	—	deklar	t s h a n j
guerjirij	turabet humra	peoree	arook
turabat humra	hubuck khorasane	turshek, humas	peori
kusu kulaghee	hammaydah abeki	kisem as turshek	kateten, arekej
bir nevi knyū kulaghi	—	—	bee(n)jbund (seeds)
kushkommas dish.	—	—	obuje
jaban mersine	asai berree	—	—

<i>Latin.</i>	<i>English.</i>	<i>French.</i>	<i>German.</i>
Ruta	rue	rue	Raute
Sabadilla	sabadilla	cévadille	Lüsesamen mexic.
Sabina	barren savine	savinler	Sadebaum
Saburra	foul stomach	saburre	Magenunreinigkeit
Saccharum	sugar	sucré	Zucker
Saccharum impurum	raw sugar	sucré brut	Roßzucker
Sagapenum	sagapenum (gum res.)	gomme sagapenum	Sagapengummi
Sago farinaria	sago	sago	Sagu
Salep (radix)	salep (root)	salep	Schleimwurzel
Salva	salva, spittle	salive	Speichel
Salix	willow	saule	Weide(nbaum)
Salix aegyptiaca	Egyptian willow	saule égyptien	Welde, ägyptische
Salvadora indica	tooth-brush tree	arbre brosse à dents	Zahnbürstenbaum
Salvia glutinosa	glutinous sage	sauge glutineuse	Salbei, klebrige
Salvia Moorcroftiana	Moorcroft's sage	sauge Moorcroft's	Moorcroft's Salbei
Salv. Moorcr. semina	seeds of Moorcr. sage	semences de sauge M.	Moorcr. Salbei samen
Salvia officinalis	sage	sauge	Salbei
Sambucus nigra	elder	sureau	Hollunder, schwarze
Sandaraca	sandarac	sanderaque	Wachholderharz
Sanguis	blood	sang	Blut
Santitas	health	santé	Gesundheit
Santalum album	sandalwood (white)	santale	Sandalholz, weiss
Santalum rubrum	saunderswood (red)	santale rouge	Sandalholz, roth
Santonici semina	saund seed	semencine	Wurmkrautsamen
Sappan cæsalpinia	sappan-(log)-wood	campêche sappan	Sapan-(Blau)holz
Sapindi emarg. fruct	Ind. soap-(berry) nut	noix savonier	Seifenbaumnuß
Sapinum indicum	fish-poison	placidia érythrine ?	Fischgift
Sapo domesticus	soap	savon	Seife, gemeine
Sarcocolla	sarcocolla	sarcocolle	Gummiharz, orient.
Sarsaparilla	sarsaparilla	saiseparille	Sassaparilla
Satureja	pepper-wort	sarriette	Pfefferkraut
Saxifraga-Peshant	—	—	—
Scammonium	scammony	scammonè	Scammonium
Scarificatio	scarification	scarification	scarificiren
Scarlatina febris	scarlet fever	fièvre scarlatine	Scharlachieber
Scincus, Stincus	skink	scinque des pharmac.	Stink, Landkrochodill
Scirrhus	scirrhous tumour	tumeur carcinomat.	Verhärtg., krebbafte
Scissura, Rhagades	chop, chink	crevasse	Hautschunden
Scorbutus, Stomacac	scurvy	scorbut	Scharb., Mundfäule
Scorpius	scorpion	scorpion	Scorpion
Scrophula	king's evil	écrouelles	Scrophelkrankheiten
Sebesten	sebestens	sébeste	Cordie, schwarze
Secale cornutum	spurred rye	seigle ergoté	Mutterkorn
Sedativa(remedia)	sedatives	sedatifs, calmants	(Mittel) beruhigende
Sedum acre	stone-crop	vermiculaire	Mauerpfeffer
Sedum asureum	—	—	—
Sedum crassipes	house-leek ?	—	—
Semen	seed	semence, grain	S(ame)
Sempervivum	ever-green	pervenche	Immergrün
Senecillis Jacquem.	—	cinéraire	Aschenkrautart
Senecio musuca, Jac. ?	ragwort, groundsel	sénécléide	Kreuzkrautart

<i>Turkish.</i>	<i>Arabian.</i>	<i>Persian.</i>	<i>Indian &amp; Cashm.</i>
sedef	sudab	sudab	saturi
papas otu	—	—	—
kara ardichee	abhal	—	—
—	afunet-ul-mideh	akhlāt i mideh	klejeh nasaf
sheker, nebad	shegger, sukhir, kund	shukir, nebad	mis(h)ree, che(e)nee
kham sheker	sukker kham	goor	gur, goor
safr	sugbeenuj	sugafoon	gendel, kundel
—	—	sagodaneh	sabudans, sagoo
salip	khoossie taleb	salep i misri	salep misree
salyar, aghyz suyu	bezak, ryk, tefi	āb i dehan	badee, thook
soghut, sōjūd	gharab, khilaf, atha ?	bēd, safsaf	bēd
—	khilaf belki, runf	bēd e mooshk	mushke bēd
kemaserius	kemaserius	irak ? miswak	rasuna (leaves)
—	—	—	macherhak
—	—	—	shorli
—	—	tokhm i kunowcheh	shorli ke bee(n)j
adachia, dish otu	shefakas, quolst	salbia	—
mūlver	belesem, ukt(h)ee	khaman ?	—
ardij sakisee	sundroos	sundrus	sundrus
kan	demm	khun	lou
saghlyk	af, kheir	chagh, dorust	rajee-(bazi)
agh sandal	(ud)esundal ablez	sundul sufe(i)j	chunden
körmezli sandul	sundel ahmer	sundul soorkh	lal(ruckul)-chundun
(k)horasanee	(k)horese(n)l	—	—
bokkom	bukum	bukum, bookum	puttung, vakam
—	jous-ul-ret	binduk hindee, rita	reetha, retle
—	—	—	booroo (bengali)
saboon	saboon	suboon	suboon
anserut	unzerut, ungeroot	gualt i berar	mas khore(h)
saparind	ooshba mugrabee	ōshbeb	mokoē, sarsa
lpar, sater	—	—	—
—	—	—	Peshant
mahmudia, uskam.	sakmunis, sugmoonis	mehmudeh	mehmoodel
yarma	tebse	shateb	pach
kisli hastalik	hamelra	ispermeh	kain
sakankur	uskankur	rēk mahee	rēk machli
akile	dorani, seretan (ulc.)	seretan	seretan ke pora(h)
jar(i)k, chstlak	teshakuk	pareshuden i pust	chir
iskorbil illetee	tenfykh, sayd-ul-fam.	kula, mupoktegee	—
khimeh, akreb	akreb, akrab	geshdum	atus, bichoo(s)
siraje (illetee)	hamalah, khunazir	khenasir	kansiren
sefistan	mokses, sepistan	sebestan, segpistan	le(h)sura
chavdar mahmuzlu	—	—	—
yumushadiji ilaj	muleien, tesekenat	tahsif (nerrn)-kunind.	aramvala shei
—	—	—	peilkatch
—	—	—	suretchen
—	—	—	agenshir
tokh(u)m, dane	habb, bussir	to(o)khm, daneh	dane, bee, bee(n)j
ak asma otu	hel-ul-alem	—	—
—	—	—	hatermool
killuje otu	sheikh-ur-rebi	airigarun (s.vulg.)	mongolu kuli

<i>Latin.</i>	<i>English.</i>	<i>French.</i>	<i>German.</i>
Sennæ folia	seena	séné	Sennensblätter
Sepias os	cuttle-fish bone	os de sèche	Tintenfischknochen
Sericum	silk	sole	Seide
Serpens, Anguis	serpent, snake	serpent	Schlange
Serpent. exuvia	cast skin of a serpent	la peau d'un serpent	Balg einer Schlange
Serum lactis	whey	petit-lait	Molken
Sesamum orientale	oriental sesamum	sésame d'orient	Sesam, orient.
Sevum	tallow, suet	suif	Talg
Sida	sida	sida	Sida
Siegesbeckia orient.	Siegesbeckia, seeds of	Siegesbeckia	Siegesbeckia
Silica, sillex	flint, pebble	caillou	Kiesel, Feuerstein
Sinapis alba	white mustard	moutarde blanche	Senf, weisser
Sinapis nigra	black mustard	moutarde noir	Senf, schwarzer
Singultus	hiccup, hiccough	sanglot, hoquet	Schluchsen
Sisymbrium Irio	london-rocket	liron, raifort sauvage	Heldenrettig
Sisymbrium Sophia	flax weed	sisymbre Sophia	Besenkraut, grossca
Sitis	thirst	soif	Durst
Smlax China	china root	(e)squine	Chinawurzel
Smyrniun olusatrum	comm. Alexanders	maceron commun	Smlrnenkraut
Soda carbonica	carbonate of soda	carbonate de soude	Laugensalz, mineral.
Solanum (fur.)nigrum	black nightshade	morelle à fruits noirs	Nachtschatten, schw.
Solanum Jacquini	Jacquin's nightshade	morelle de Jacquin	Jacqu. Nachtschatten
Solanum lycopers.	paradise (love)-apple	pomme d'am., tomate	Paradies (Liebes)-apf.
Solanum tuberosum	potato	pomme de terre	Erdapfel
Somnus, Qules	sleep, rest, repose	sommeil, repos	Schlaf, Ruhe
Spasmus	spasm	spasme	Krampf
Spermatorrhœa	seminal flux	écoulement spermat.	Samenfluss
Sphæranthus indicus	indian sphæranth	sphéranthe d'Inde	Kugelblume, indische
Spigelia anthelmia	worm-grass (s.maryl.)	spigèlle, anthelmint.	Spigelle, wurmtreib.
Spinacia oleracea	spinack	épinard	Spinat
Splctus vini (rectifc.)	alcohol	esprit de vin, alcool	Brauntwein, rectific.
Splenitis	inflam. of the spleen	splénétique	Milzkrankheit
Spongia	sponge	éponge	Schwamm
Squilla, Scilla	sea onion, squill	scille, squille	Meerzwiebel
Stalactites	stalactite	stalactites	Tropfstein
Stannum	tin	étain	Zinn
Staphisagria	stavesacre, louse-wort	staphisaigre	Läusesamen, Stephk.
Stenactis bellidiod.			
Sterilitas	barrenness, sterility	stérilité	Unfruchtbarkeit
Sternumentum	sneezing	étternement	Niesen
Sternutatorium	sternutatory	sternutatoire	Niesemittel
Stimulantia remedia	stimulants	stimulantes	Reizmittel
Stocchas arabica	arabic stocchas	st(o)echas arabique	Stocchas, arabischer
Stomachica remedia	stomachics	stomachiques	Magenmittel
Struma, Bronchocele	swell. of the thyroid	gotre	Kropf
Strychn. F. St. Ignatii	St. Ignatius bean	fève de St. Ignace	Ignasbohne
Strychn. nux potator.	clearing nut	noix à purifier (l'eau)	Nuss zur Reinigung
Strychn. nux vom.	poison nut	noix vomique	Krähenaugen
Stylophor. Nepalense			
Styrax, Storax	storax (resin)	styrax	Storax gummi
Styrax liquida	liquid storax	storax liquide	Storax, flüssiger



<i>Turkish.</i>	<i>Arabian.</i>	<i>Persian.</i>	<i>Indian &amp; Cashm.</i>
senameki	sunamekhi	sunā mekhee	senā
murekeb-balyk gemi.	zubet-ul-bahr	kef i deriah	semunderjak
abreshum, ipek	abriahem, haryr	abriahem	reshm, pat
(j)ylan	uf-ley, ha(l)jeh	mār	sup, keera
(j)ylan derisee	jild-ul-hayat	pust i mar	sa(m)p ke chlle
peynir sul (sudu)	meh jiben	ab i peynir	penir ke panee
chorek otu	simsim, sumsum	kunjid	till(l)
ich (don)-jaghy	shahum	pih, peeh	churbee
—	—	towdrie?	coongoone (butee)
—	—	—	chirkaj macher.
chakmak tashee	hassoueh	sung h i tufenk	patter bundukvala
khurdal	khurdal	sirshuf	siru, raee
kara khurdal	jrshir	auri, sependan	asur
(h)yntsh	foak	hokcheh	hitkee, hirkee
—	—	khoob kulan	k(h)kshee
—	—	—	sedlachij .
susuzluk	hararet, attesh	tishnegee	pyasa, tre
chob-chinee	khuab sinie	choob chiny	shook china
bir nevi iri maghdan	—	sehermura	morchel
kalia tuzu	killi, mith-ul-kali	ekar	kar, seegie muttie
tilki. (turbuc) uzumi	anub-ul-saleb	kach-mach, mokō	gilderdagh, plek butee
—	badenjan burrie	kendiaree, kootaya	kantakar, momoli
frenk patlijanee	tomattein	badenjan roomee	betaun rumi
jer eimasee	—	aloo	alu
uj(u)ku	noum, naas, rahat	khab, aram	ninder, son
sinir chekilmesee	tesheouj	keshiden i azah	kichije
motelim	suret ensal	jerian i menni	d'hant
—	dukhu	—	moond(h)ee (butee)
—	—	—	—
lapanak	esbanj	isfanak, ispanak	palek, palung
(y)vaky tekrar	arruk hala	shrab duatesheh	shrab(daroo)-duatesh
dalak tutleseee	tahal	supora	leb
sfunger, sūng(ui)er	isfeuj	uber moordeh	moabadul
ada soanu, unsoul	iskeel, basal-ul-far	peyaz i deshtee	junglie plaz, iskeel
—	—	—	nemuk nelli
kalal, galal	risas abius, kazdyr	urseees, kual	kulel
mervek	zebib-ul-jebel	mavizek	mavizej
—	—	—	telvaie n
haseliesilik	aher, aket, akym	hamelbund	sen, ojar kullor
anayma	éts	atsa, otas	niche, chikunna
anserdeje	mushuk, sohud	nuswar	atus
—	madorrat	—	—
karabash otu	hafes-ul-roa	oostokhadooa	ostokhodus
mideli kuwetlendar	mokewyat meoode(h)	dovai (hazm) e mideh	hazm (hajm) vala
boghasen damghull	alilat, jedret	giler	gillar
—	—	fafta	papeeta
—	—	keshkepel	nirnuill
karga bukeng	kanek-ul-kōlb	azerakee	kuchie(h), kooehla
—	—	—	magunes kuhl
kara bakhur(Maria.)	usteruk, miat	mosti sung h (stor.sp.)	seiajeet (stor. spec.)
—	sii arrus, miati lubni	mia sailah	mia saile

<i>Latin.</i>	<i>English.</i>	<i>French.</i>	<i>German.</i>
Suber ( <i>Quercus</i> )	cork-oak	liège	Korkbaum
Subsultus	a convuls. twitching	sautillement	Hüpfen, Zucken
Succinum	amber	succin, ambre jaune	Börnstein
Succus	juice	suc, jus	Saft
Succus lactosus	milky juice	suc lacteux	Saft, milchartiger
Sudor, Ephidrosia	sweat, perspiration	sueur, transpiration	Schweiß
Sulphur	brimstone	soufre	Schwefel
Sulphuricum, acid.	sulphuric acid	acide sulphurique	Schwefelsäure
Suppositorium	suppository	suppositoire	(Stuhl)-Zäpfchen
Suppurantia	suppuratives	suppuratifs	Mittel, seitigende
Surditas	deafness	surdité	Taubheit
Swertia petiolata	Swertia	Swertia ( <i>Gentianée</i> )	Tarant ( <i>Eusianart</i> )
Symplocos cratægoid.	symplocos	symploque	Symplocos
Syrupus, Sorbëttum	sirup, syrup	sirup	Zuckersaft, Scherbet
Tabacum	tobacco	tabac	Tabak
Tabashir	sugar of bamboo	tabachir	Tabaschir
Tacamahaca	tacamahaca resin	tacamaque	Tacamahacaharz
Talcum	talk mica	talc	Talk
Tamaricis Ind. gall.	tamarisk, galls of	noix de galle de tamar.	Galläpfel von Tamar.
Tamarindus	tamarind	tamarin	Tamarinde
Tanacetum vulgare	tansy	tanaisie	Rainfar(r)n, gem.
Tarantula	tarantula	tarentule	Tarantel
Taraxacum	dandelion	dent-de-lion, pissenlit	Löwenzahn
Taxus baccatus	yew-tree	if	Eibenbaum
Temperamentum	temperament	tempérament	Gemüthsstimmung
Terebinthina	turpentine	térébenthine	Terpentin
Terebinthi semina	turpentine-tree, seeds	semenc. de térébinthe	Terpentinbaum sam.
Terra	earth	terre	Erde
Testis	testicle	testicule	Hode
Testudo	tortoise	tortue	Schildkröte
Tetanus	tetanus	tétanos	Starrkrampf
Tetrantera apert.	tetrantera, wood of		
Thea	tea	thé	Thee
Theriac Andromach.	theriac Andromach.	Andromach. thériac	Andromac. Gegengift
Thuja	tree of life	thuya, arbre de vie	Lebensbaum
Thymus Serpyllum	wild thyme	serpolet	Feldkümmel
Tilia Europea	lime-tree	tillier	Linde
Tinea capitis	scald-head	teigne	Kopfgrind
Tinnitus aurium	tingling of the ears	tintement d'oreille	Ohrenklingen
Tormentilla	tormentil	tormentille	Ruhrwurz
Torpor	numbness, torpor	engourdissement	Gefühllosigkeit
Tragacanthi gummi	tragacanth, gum of	gomme adragant	Tragacanth gummi
Trapa	water-nut	macre, saligote	Stach-(Wasser)-Nuss
Tremor	trembling	tremblement	Zittern
Trianthem, pentandr.	trianthema	trianthème	Dreiblumenart
Tribulus	tribulus	herse, tribale	Bursel (Teufels)-dorn
Trichiasis	invers. of the eye-lash.	renversement des cils	Augenwimpern Umst.
Trifol. ( <i>Menyanth.</i> )	buck-bean	menianthe	Fiebersklee
Triticum sativum	wheat	froment, blé	Weisen
Tuber cibarium	truffle	truffe	Trüffel
Tumor cysticus	cystic tumour	tumeur cystique	Balggeschwulst

<i>Turkish.</i>	<i>Arabian.</i>	<i>Persian.</i>	<i>Indian &amp; Casm.</i>
mantar agachi	sedad, sejretli gatta	periden, terpiden	dett ke draht
sichrama sinir	lkhtilaj (a sabet)	karooba	parkna, terkna
kahruba, kehribar	kareb, kernulbehr	res	kepoor
su	osaret)	ab shir rengi	res
sude benser su	osaret lebni, lubn	hidrar, persina	dood
ter	arrak	gowgerd, kibreet	moorka-(pursch)ouna
k(1)okurt	kabrit, kibrit	arrak i gugert	gundhuk
kukurt tisabee	ma-ul-kabrit	shaf	gundhuk ke teezab
shaf	hamel, fersejeh	—	fetile(h)
—	munsijat	—	—
saghyryk	damem	toaresah	dora, bola, jids
—	—	—	mumrani
—	—	loder	lodhra
shurub, sherbet	shirop	shihreh kand, sherbet	mizrike sherbet
tutun, dokhan	tutun	tumbaku	tumakoo, soon putta
tabashir	tabasheer	tabasheer	banslochun
agach kavunu simeghi	—	—	—
tilk, tulk	kobub(kevkeb)-ul-ars	tulk	ubruk
—	sumrut-ul-(usel) turf.	gasmasej	mangni, gasmasu
demir hindee	umbile, tumir hindi	tumir i hindee	lalee, umbulee
dargaran	—	—	peimundi
—	retila	hozar pa	kan khujoora, kunkol
jaban hindibasee	hindibal berree	hindiba junglee	patekel, m. hand
bursuk	surnub	bishmee? (Hind.)	birnee, pustul
kef, misaj	tablet, mesaj	tablet	mujaj, musaj
tirmentina	but(to)m, tyrmentina	gunda buroja	duna, bazard
tirmentin agh. tokmi	habbet-ul-khisra	khinjek	habt e kudra
toprak	tin	gel, khak	mittee
tashag	halah, beyd	hossieh	petaloo
kaplan, tosbagha	xilfi, bakheh	sungh pusht	kachu(wa)
chekilmesal	kasaz, terrmodet	rastmanden i sri	sidi reneh
—	—	muedachob	muede lukree
tchal	chay	cha	cha
terlak faruk	treak faruk	treak faruk	—
—	sejreht-ul-helat	—	—
geligen-(nemam)-otu	hasa, satar-ul-hamy	sater, kalender(Arab.)	—
ofamur, ohiamur	oglamur	—	—
kiel(lik) (illetee)	kara(ah), safati	badkhora	goonj
kulak chinlemesi	tervin, tinu-ul-isen	avas kanda	sha-sha
jedi japrak otu	(ark)unjar	unjar	unjebar
ulushmakilik	khedr	khadder	sonjana, behosh
kitre	samagh-ul-katad	kaseera, katira	katira
bir nevi sukestanese	—	singara	singhara
titreme	rasha	lerse	kanma
—	sedab	itsid	beeskupra (T.deca.)
gul kastanesi	kotob-ul-humar	(khar) khusuck	gokroo, kamerkas
kiprik giöx ichinde	shar munkalib	perval	perval
trifi, su yunjesi	fasset-ul-ma	—	—
ary bughday	henta, hinteh	gendum	dane, kanek, gihun
dommus elmasee	—	—	kanekachoo?
Jumru kabarij	seia	godud, guda	resouli

<i>Latin.</i>	<i>English.</i>	<i>French.</i>	<i>German.</i>
Turpethum convolv.	turbith (root)	turbith	Turbith, Wirbelwurz
Turunda	tent	tente	Wieke
Tussilago Farfara	colt's-foot	tussilage	Hufattich
Tussis	cough	toux	Husten
Tussis pituitosa	pituitous cough	toux pituiteuse	Schleimhusten
Tussis sicca	dry cough	toux sèche	Husten, trocken
Tutia	tutty	tutle	Tatia, graue
Tympanites	wind-dropsy	tympanite	Wind-(Tromm.)sucht
Ulcus	ulcer, sore	ulcère	Geschwür
Ulcus endem(c)um	endemic ulcer	ulcère endémique	Geschwür, einheim.
Ulcus fistulosum	fistulous ulcer	ulcère fistuleux	Hohlgeschwür
Ulcus inveteratum	chronic ulcer	ulcère chronique	Geschwür, chronisch
Ulcus phagedenicum	phagedenic ulcer	ulcère phagédén.	Geschwür, fressend.
Ulcus syphiliticum	syphilitic ulcer	chancre, ulc. vénér	Geschwür, vener.
Ulmus campestris	elm	orme	Ulm
Ultramarinum	ultramarine	outr(-)mer	Ultramarin
Umbellif. Butasari	(small sized plant)	(petite plante)	(Pflanze, kleine)
Umbilicus	navel	ombri	Nabel
Umbil. retractus	navel-spasm	spasme ombilic	Nabelkrampf
Unguentum	ointment, salve	onguent	Salbe
Unguis	nail	ongle	Nagel (an Fingern)
Unguis odoratus	black bysantine		(ein schneckendeckel)
Ungula oculi, Pteryg.	film, web in the eye	ongle à l'œil	Augenfell
Urina	urine	urine	Harn
Urinæ stillicidium	urine, dribbling of	dégouttement d'urine	Harntröpfeln
Urtica	nettle	ortie	(Brenn)jessel
Urticaria vulgaris	nettle-rash	ésséra, fièvre ortiée	Nesselsucht
Uterus	womb	matrice	Gebärmutter
Uva passa major	great raisin	raisin sec grand	Rosine, grosse
Uva passa minor	lesser raisin	raisin sec petit	Rosine, kleine
Uva vitis vinifera	grape	(grappe de) raisin	Wein-(traube) bere
Uva ursi	bearberry	busserole	Bärentraube
Vagina	vagina	vagine	Mutterscheide
Valeriana	valerian	valériane	Baldrian
Vallisneria spiralis	spiral Vallisneria	vallisnérie en spirale	V., schneckenförmige
Vanilla	vanilla	vanille	Vanille
Vaporinum(Balneum)	vapour (steam)-bath	bain de vapeurs	Dampfbad
Variola	small-pox	petite-vérole	Menschenblatter
Vena	vein	veine	Blutader
Vensectio	bleeding	saignée	Aderlaß
Venenum, Toxicum	poison	poison	Gift
Verbascum	mullein	bouillon-blanc	Wollkraut
Verbena	vervain	vervé(!)ne	Eisenkraut
Vermis Intestinalis	intestinal worm	ver intestinale	Eingeweidewurm
Verm. Ascaris lumbr.	long round worm	ascaride lombric.	Spul (Fallsad.)-wurm.
Verm. Ascaris verm. c.	thread-worm	ascaride	Spring (After) wurm
Verm. Tania	tape-worm	ver solitaire	Bandwurm
Veronica Beccabung.	brooklime	véronique aquatique	Bachbungen
Verruca	wart	verru	Warse
Vertigo	giddiness	vertige	Schwinde!, Drehkr.
Vesica urinaria	urinary bladder	vesie	Harnblase

<i>Turkish.</i>	<i>Arabian.</i>	<i>Persian.</i>	<i>Indian &amp; Cashm.</i>
turbud	turbud, turbad	turbud	tirvi, niswat (Sanser.)
fitil	fitileh	fitileh	plita
farfara			d u d i j
ekstürük(ee)	so(u)al, sa(h)al	sulfeh	keng, khansee
balghamlu ekstürükee	soal balgamieh	sulfeh balgamee	kengar
kuru ekstürük	soal yabis	sulfeh hoashk	suki kung
tutia	tutya	tutia	tutia
istiskai yabis	istika riblieh	nefk i shikem	afra
jars, chiban	karu, karhat	kru	phora, p'himunee
jerlu chiban	habbet-ul-muttevatın	kru i mulkie	makan ke p(h)orah
matielu chibanee	(karhat)-nasur(!)ge	nasur	nasur
filenmish jara	kurhaf musmneh	kru i kouneh	purana porah
ashendirjée	khora ekkiale	akeleh keruh	p(h)orah akie
freng sametee	kora, kroo-ul-freng	reshe(sakhm)ateshek	bad ke-(sahm)-porah
kuz (kara)-agatah	sejeret-ul-bak		
lajwert	lajvert		
guebek, giöbek	surre, sorrah	lajvert	lajvert
giöbek aghraee	woja-ul-sorrah	gush kora?	bujet, buta seri
melhem, jagh	merhem	naf	tuni
tyrnak	dafr, sufr, defer	derd i naf	teru
	uzfar-ul teeb	merhem	mulhum
		dufer	nakhune(h)
		uzfar i teeb	nukhn-(deo)-perian
		perdeh i tahashm	ak ke nakhune
sidik, boul	boul, shakh	peshab, cheeta	karura, moot(e)r
damlayan sidik	boul mutekathir	sinsalet i bole	peshab ke topka
yairghan	enjureh harryk	kinji, gusneh	ootungun (seeds), s o i
	essera	shera	chepaki
	rehm, beit-ul-olet	bechedan	kokh, nabb
rah(a)m	mavisej, sebeeb	mavisej	monaka, moonukka
kuru usum beyuyuki	mewuj	beydaneh	kishmish
kuru usum kuchuki	inub	angoor	dakh, gora (unripe)
usum	inub-ul-dabbah	angoor i khirs	rich'h ke dakh
aye usumee	fersej, kus, danat	kus	kus
	fu, sumbul sahrai	fu, sumbul deshti	billiotten
kedil otu			siwar, sivaru
vanilia	inkebab, foar	temrih, uhwar	dhoond, goobaree
kapluchasee	jidri, haspe	chichek, avleh	mata, namgum
jidree, chichek	uruk, ark	ark, rek	nar
damar	fast, fessad, mebsak	fast, khun keehiden	fast, lou kiehne
kan alma	merg, sem(u)m	zeher, moura	heera, veo, bikh
seh(!)r	a(d)aan-ul-dub(b)	gush i khyrs	bulerkona
sir kuirne	ikmubaran	baristaryun	sedghelat, h a m e k
guverjin otu	dud (didan, plur.)	kerm i shikem	khrrum
solujan		mulab	mulab
		slung	slung
kurjaghas	habb-ul-kara	kedudaneh	kedudane
	veronika	veronika	n a g b a b r i
viranike, su terest	saili	solul	moke
sigli	taushl, douran	gerdden i sir	sir poune
bash dönmesi	mabuli, beyt-ul-boul	shashdan	mosane
kawuk, dawul, mesan.			

<i>Latin.</i>	<i>English.</i>	<i>French.</i>	<i>German.</i>
<i>Vesicatoria remedia</i>	vesicatory	vésicatoire	M., blasensichende
<i>Vesparum favi</i>	a wasp's nest	gueprier	Wespennest
<i>Vesper(a)</i>	evening	soir	Abend
<i>Veterinarius</i>	veterinarian (farrier)	vétérinaire	Thierarzt
<i>Vigilantia</i>	restlessness	insomnie	Schlafllosigkeit
<i>Vigor, Robur</i>	strength, force	force, vigueur	Kraft, Stärke
<i>Villarsia nymphoides</i>	fringed buck-bean	—	—
<i>Vinca minor</i>	lesser periwinkle	petit pucelage	Sinngrün, kleines
<i>Vincetoxicum</i>	swallow-wort	éclair, ficafre	Schwalbenwurz
<i>Vinum</i>	wine	vin	Wein
<i>Viola odorata</i>	scented (sweet) violet	violette	Veilchen
<i>Viola tricolor</i>	pansy, heart's-ease	pensée	Stiefmütterchen
<i>Vipera</i>	viper	vipère	Viper
<i>Virga aurea</i>	golden-rod	verge d'or	Goldruthie
<i>Viridia</i>	green	vert	Grün
<i>Viscum (album)</i>	mistletoe	gul, guy	Mistel
<i>Visus dimid., Myopia</i>	myopy (dim-sighted)	myope (vue faible)	Kurzsichtigkeit
<i>Visus dupl., Diplopia</i>	diplopy (double sigh.)	diplopie (vue double)	Doppelsichtigkeit
<i>Visus muscarum</i>	myod. (fly's in sight)	myod. (vis. de mouch.)	Mückensehen
<i>Vita</i>	life	vie	Leben
<i>Vitex Negundo</i>	five-leav. chaste tree	vitex negundo	Negundo-Mäulen
<i>Vitri fel</i>	sandewer	sel de verre	Glasgalle
<i>Vomitus</i>	vomiting	vomissement	Erbrechen
<i>Vulnus</i>	wound	blesure	Wunde
<i>Vulpes</i>	fox	renard	Fuchs
<i>Xanthoxylum arom.</i>	xanthoxylum	xanthoxylon	Zahnwehbaum
<i>Xanthoxyli semina</i>	seeds of xanthoxylum	semences de xanthox.	Zahnwehb. Samenk.
<i>Xeraphium remed.</i>	powder	poudre	Streupulwer
<i>Xylobalsamum</i>	xylobalsam	bols d'arbre du baume	Zweige v. Balsamb.
<i>Zedoaria Zerumbat</i>	long sedoary	sédoaire longue	Zittwerwurz, längl.
<i>Zelemica bacca</i>	—	—	—
<i>Zincum</i>	zinc	zinc	Zink
<i>Zincum sulphuricum</i>	sulphate of zinc	sulfate de zinc	Zinkvitriol
<i>Zingiber officinalis</i>	ginger	gingembre	Ingwer
<i>Zingiber recens</i>	fresh ginger	gingembre frals	Ingwer, frischer
<i>Zornia</i>	—	—	—
<i>Zisypth. Juj. &amp; Oenop.</i>	Jujubes	Jujubes	Brustbeeren

<i>Turkish.</i>	<i>Arabian.</i>	<i>Persian.</i>	<i>Indian &amp; Cashm.</i>
pehlwan jakisee	mokerehat	avieh keshideni d.	dava dagh, plaster
yaban ari kulbesee	beit-ul-senbur	khane sumbore	tuttyea ka gbur
aksham	mesa	sham, vakt i grub	sunjb, namas kevakt
bitar	b(e)ythar	nalbend	nalbund
ulkusüsilik	sahar	bldari, bikhabi	ontindra
kudret, kuwwet	kuwwet (i bedenige)	kuwet	jor, himmut, quoobut
—	—	—	korru
ak asma otu	—	—	rotenjot
asklebia(Cinanch. v.)	sid esemum	—	gendvangu
hammer	hammer, khum. meh.	sherab enguri, mey	engur ke shurab
ir filun, menekabe	benefej, bunufsu.	menefsheh	banopsha
herdjayi menekabe	—	—	—
engerek yilancee	afu(a)h, hen(d)ah	—	krundi
altin otu	—	—	—
jesahl	akhdar	suba	hurya (reng), tase
burj, lusak	dibk	—	burteh
basari xalf	sofe bassar	nakuvt i chehahm	akien ke nakuveti
chatal görmek	havel, houl	havel	penja
sinek gösen enindeh	tekheiolat	go(o)bar i chehahm	akien ke gobar
öm(ü)r	(k)hefa, elshi	zondegani	jinde (gee) rasee
bir nevi ajee	urud, filfil burree	penj (punj) engiaht	sembalu, vonna
—	mrart-ul-khezas	nemek i shisheh	kachlun
kuamak, istifra	kay	tatifragh, kal etmek	oobutna, ultee, daki
jara, jerh	jurkh	sa(k)hm	phat, jukhm
tilkee	saleb, taleb	rubah	loomree
—	faghara	darakt i shikafteh	timr, tejbul, jabrang
—	—	kebabe shikafteh	kebaba khande(h)
sufuf, tox	sufuf	xrur, sufuf	tura, puri
üd ei beisan	üd-ul-beisan	üd i beisan	üd i beisan
jedvar	surumbad	serumbad	kruchoor
—	habbet-ul-zelm	habbet i sulm	habbt e sulm
tutia madanee	rae, roh	jist, jest	just, dusta?
bess saj	—	—	—
sinjefi	zenj(e)li	zungbeel	soond, sont
nem sinjedilee	sinjek rubt	zungbeel tur	udkor, ada, udruck
—	—	—	tab ke butti
enab, unnab	enab, annab	anab, enab, b'ar	enab, be(e)r

## LIST OF THE ENGLISH AND LATIN WORDS.

<i>English.</i>	<i>Latin.</i>	<i>English.</i>	<i>Latin.</i>
<b>A</b> bscess	abcessus	Aphrodisiacs	aphrodisiaca remedia
Acacia	acacia vera	Apoplexy	apoplexia
Acacia juice	acaciæ succus	Apothecary	apothecarius
Ache	dolor	Appetite	appetitus
Achirantes, rough	achyrantes aspera	Apple	pomum
Acid	acidum	Apricot	armeniacum malum
Aconite, common	aconitum Napellus	Aromatic	aromatica (remedia)
Acora	quercus	Arrowroot	marantæ fœcula
Acupuncture	acupunctura	Arrowstone	belemnites
Acute disease	acutus morbus	Arsenic	arsenicum
After-birth	placenta	Art	ars
After-birth's affection	(part.) post part. aff.	Art of physicians	medicina
Agaric	agaricus	Artemisia	artemisia (Abrot.)
Agaric of the oak	fungus ignarius	Artichoke	cynara scolymus
Agrimony	agrimonia	Artificially prepared	fœctitius
Ague	febris intermittens	Asarabacca	asarum
Ague quartan	(febr. int.) quartana	Ashes	cinis
Ague quotidian	(febr. int.) quotidiana	Asparagus	asparagus
Ague tertian	(febr. int.) tertiana	Asparagus, common	asparag. officinalis
Albugo vascular	pannus oculi	Asparagus, lin. leav.	asparagus sarment.
Alchymy	alchymia	Asphalte	asphaltum
Alcohol	spiritus vini rectificas.	Astringents	adstringentia remed.
Alembic	alembicus	Astrology	astrologia
Alexanders, common	smyrnium olusatrum	Attenuant remedies	attenuantia remed.
Alkanet	alcanna	Atrophy	atrophia
Allspice	pimenta	Avena, common	geum urbanum
Almonds	amygdalæ	Agure	coruleus
Aloes	aloë succus	Asure-stone	lazuli lapis
Aloes plant	aloë perforata	Back	dorsum
Aloes wood	aloëxylon	Baldness	calviti(um)es
Alum	alumen	Balm	balsamum
Amaranth	amaranthus	Balm of life	elixirium vite
Amber	succinum	Balm (bals.) of mecca	meccan balsamum
Amber gris	ambra grisea	Balm, common	melissa officinalis
Amulet	amuletum	Bamboo	bambusa arundinac.
Anatomy	anatomia	Bandage	ligatura
Anemone	anemone	Banyan-tree, great	ficus indica
Anise seeds	anisî vulg. semina	Barberry	berberis
Anodynes	anodyna remedia	Bark	cortex
Annotto	ruku tinctoria	Barleria, long-leaved	barleria longifolia
Ant	formica	Barley	hordeum
Antidote	antitoxicum	Barren sagine	sabina
Anus	anus	Barrenness	sterilitas



<i>English.</i>	<i>Latin.</i>	<i>English.</i>	<i>Latin.</i>
Basella, red	basella rubra	Bone	os
Basil, hairy	ocimum pilosum	Bottle	ampula vitrea
Basil, purple-stalked	ocimum sanctum	Bottle-gourd	cucurbita lagenaria
Basil, sweet	ocimum basilicum	Bowels, rumbl. in the	borborygmus
Basil, white Ind.	ocimum album	Brain	cerebrum
Bassia, broad-leaved	bassia latifolia	Bread	panis
Bat	nycteris	Break of day	aurora
Bath	balneum	Breast	mamma
Bdellium	bdellium gummi	Breecb	(anus) podex
Bean	fabia	Brimstone	sulphur
Bearberry	uva ursi	Brooklime	veronica Beccabunga
Beard	barba	Broom, common	cytissus scoparius
Beer	cerevisia	Broom-seeds	cyttisi scopar. sem.
Beet, red	beta vulgaris	Brulse (a)	contusio
Behen, red	behen (been) rubrum	Brulse (to)	contundere
Belching	ructus	Bryony	bryonia alba
Belly	abdomen	Buck-bean	trifolium fibrinum
Bensoin	benzoë	Buck-bean, fringed	villarsia nymphoid.
Berry	bacca	Buck-wheat	fagopyrum escul.
Betel	piper Betle	Bug	cinex
Betel-nut	areca catechu nux	Burdock	bardana
Betel pl., root of the	galanga	Burn	ambustio
Betony-wood	betonica officinalis	Burnet-saxifrage	pimpinella saxifraga
Bezoar-stone miner.	bezoardic mineralis	Butcher's broom	ruscus aculeatus
Bichloide of mercury	mercur. sublimatus	Butter	butyrum
Bichromate of potash	kali bichromatum	Butter, fresh	butyrum recens
Bile	fel	Buttermilk	butyri serum
Blindweed	convolvulus arg.	Buttucks	anus, &c.
Blindweed (variety of)	evolvulus	Cabbage	brassica oleracea
Birthwort, round	aristoloch. rotunda	Cachexy	cachexia
Birthwort, long	aristoloch. longa	Cacoehymy	cocochymia
Bishops'-weed, seed of	ajonain (levisticum)	Calamine	calaminaris lapis
Blamuth	marcasita	Calamint-seeds, spot.	mellis. calamin. sem.
Bistor, great	bistorta	Calcination	calcinatio
Bite (a)	morsus	Calomel	mercurius dulcis
Bitter	amarum	Calumba root	calombe radix
Bitter apple	colocynthis	Camelthorn	hedysarum albagi
Bitumen	asphaltum	Camomile	chamomilla
Black	niger	Camphor	camphora
Blackberry	rubus vulgaris	Cancer	carcinoma
Blacklead	graphites	Canella	canella alba
Bleeding	venesectio	Canine madness	hydrophobia
Bleeding at the nose	epistaxis	Copalvy balsam	copalva balsamum
Blind	cæcus	Caper-bush	capparis
Blindness, nervous	amaurosis	Caraway seeds	carvi semina
Blood	sanguis	Carbuncle	carbunculus
Blood, spitting of	hæmoptysis	Carcass	cadaver
Bloody urine	hæmaturia	Cardam. seeds, less.	cardamomum minus
Boil	furunculus	Cardam. seeds, great.	cardamomum majus
Bole-armenian	bolus armeniacus	Caries of the teeth	caries dentium
Bonduc-nut, grey	gauldina bonducc.	Carminatives	carminativa remedia

<i>English.</i>	<i>Latin.</i>	<i>English.</i>	<i>Latin.</i>
Carnelian	carneolus	Clyster	clysma
Carrot	carota (daneus)	Cobra di capello	aspis naja
Cashew-nut	anacardium occid.	Cochineal insect	coccionella
Cassia, Egypt.	casiaie abeus semina	Cocoa-nut	cocos nucifera
Cassia, oval-leaved	casia tora	Cod liver-oil	aselli jecoris oleum
Cassia, purging	casia fistularis	Coition, the act of	coitus
Castor	castoreum	Coffee	coffea
Castor-oil plant	ricinus communis	Cold	frigus
Catalepsy	catalepsia	Cold (a)	catarrhus
Cataract	cataracta	Cold caught	refrigeratio
Catarrh	catarrhus	Colt's-foot	trussilago farfara
Catarrh, lachrymal	epiphora	Colens, sweet-scent.	plectranth. aromati.
Catmint	nepeta cataria	Colic	colica
Cautery	cauterium	Columbine herb	aquilegia Moorcroft.
Cayenne pepper	capsicum	Comfrey	consolida
Celandine	chelidonium	Conserve	conserva
Celery	apium graveolens	Contagious	epidemia
Centauray	centaurium minus	Contor. of fac. muscul.	constr. muscul. faciei
Cephalics	cephalica remedia	Contraction	contractura
Chalk	creta alba	Convalescence	reconvalescentia
Chap	scissura	Convulsion	convulsio
Charcoal, animal	carbo animalis	Copper	cuprum
Charcoal, vegetable	carbo vegetabilis	Coral	corallium
Chaste-tree, 5-leaved	vitex negundo	Cordials	cardiacs remedia
Cheese	caseus	Coriander	coriandrum sativum
Cherry	cerasum	Cora-(red)-poppy	papaver rhoeas
Chervil	ceresifolium	Cornea, speck on the	leucoma
Chest	pectus	Corneal ulcer	cornes ulcus
Chick-peas	cicer arictinum	Cornel-berry	phys. alkekengi
Chilblain	pernio	Corrupt. of humours	humorum corruptio
Child-birth	partus	Costiveness	constipatio alvi
China (quinine) bark	china cortex	Cotton	gossypium
China root	smilax china	Cott.-tree, gum of the	bombac. pentandr. g.
Chink	scissura	Cough	tussis
Cholagoges	cholagoga remedia	Cough, dry	tussis sicca
Chronic	chronicus	Cowhage	dolichos pruriens
Chrysanthamum	chrysanthem. inulc.	Crab-louse	pedicul. ingu. adhar.
Churs (hemp-resine)	cannabis resinosa	Cream of milk	cremor lactis
Cicatrising remedies	cicatrissantia remedi.	Cream of tartar	cremor tartar
Cinnabar	cinnabaris	Crop-leaf	laminaria saccharias
Cinnamon	cinnamomum	Croton, purg., sds. of	croton tiglium
Cinnamon-flower	cinnamomi flores	Crow's-foot	ranunculus
Citron	citrus medica	Crown, imperial	fritillaria cirrhosa
Clay	argilla	Crust	crusta
Clearing-nut	strychn-nux potator.	Crystal	crystallus
Cleome, five-leaved	cleome pentaphylla	Cubebs	cubebs
Cleome, viscid	cleome viscosa	Cucumber	cucumis sativus
Climates	clematis	Cucumber of Madras	cucumis madrasapet.
Clot	coagulum	Cucumb., spurt. juice	elaterium (mormord.)
Clove	caryophyllus arom.	Cumin	cuminum
Club-moss	lycopodium clavatum	Cupping	cucurbitul. imponere

<i>English.</i>	<i>Latin.</i>	<i>English.</i>	<i>Latin.</i>
Curculigo, orchis-like	curculigo orchitoid.	Ear-ache	otalgia
Cure	curatio	Earth	terra
Cuticle	epidermis	Earth-worm	lumbricus terrestris
Cuttle-fish bone	sepiae os	Ebony (Indian)	ebenum (lignum)
Cyper. (root) of round	cyperus, rotundus	Ebon. fl. of the mount.	baubinia tomentosa
Cyperus, rush-leaved	cyperus, juncifolius	Egg	ovum
Cypress, evergreen	cupressus, semperv.	Egg-plant (apple)	melongena (solan.)
Cystic tumor	tumor cysticus	Elder	sambucus nigra
Dandelion	taraxacum	Elecampane	inula heilenium
Daphne	daphne-sunnerkat	Electricity	electricitas
Date	dactylus (fractus)	Electuary	electuarium
Day-blindness	nyctalopia	Elemy	elemi gummi
Deadly	mortalis	Elm	ulmus campestris
Deafness	surditas	Embella currants	embella ribes
Debility	debilitas	Embrocation	embrocatio
Decoction	decoctum	Embryopt. glue-bear.	embryopteris gluten.
Delivery	partus	Emenagogues	emenagoga
Dentifrice	dentifricius	Emetic tartar	antimonium tartar.
Deobstruent	deobstruentia remed.	Emollients	emollientia remedia
Diamond	adamas	Emulsion	emulsio
Diaphoretics	diaphoretica remedia	Epidemic	epidemia
Dill	anethum graveolens	Epilepsy	epilepsia
Dim-sighted	visus dimidiatus	Eruetatio	ructus
Dioite	diorites	Eryngo	eryngium
Diplopy	visus duplicatus	Esculent arum root	arum campanulatum
Disease	morbis	Evening	vesper(s)
Dislocation	luxatio	Evergreen	sempervivum
Distillation	distillatio	Excrements	faeces
Dittany, white	dictamnus albus	Expectorants	expectorans
Diuretics	diuretica remedia	Expectorat. of mucus	tussis pituitosa
Dock, acute-leaved	lappathum acutum	Extract	extractum
Dock, broad-leaved	rumex obtusifolius	Eye	oculus
Doctor	medicus	Eyebright	euphrasia officinalis
Dodder	cuscuta	Eye-lid	palpebra
Dog	canis	Eye-powder	collyrium siccum
Double-sighted	visus duplicatus	Factitious	factitius
Dragon's blood	draconis sanguis	Fainting-fit	lipothymia
Draught	potio	Fasting	jejunus
Drop	gutta	Fat	adeps
Dropsy	hydrops	Fellwort	gentiana amara
Dropsy of the abdom.	ascites	Fennel	foniculum
Dropsy, general	anasarca	Fennel-flower	nigella sativa
Dropsy, scrotal	hydrocele	Fenugreek	fenonum græcum
Drunkenness	crapula	Fern, male	felix mas
Dye, black	stramentum	Fever, acute	febris acuta
Dyer's bugloss	alcanna	Fever, bilious	febris biliosa
Dysentery	dysenteria	Fever, hectic	febris hectica
Dyspepsy	dyspepsia	Fever, intermittent	febris intermittens
Dysury	dysuria	Fever, nervous	febris nervosa
Ear	auris	Fever, pituitous	febris pituitosa
Ear, fluxion from the	otorrhœa	Fig, common	ficus carica

<i>English.</i>	<i>Latin.</i>	<i>English.</i>	<i>Latin.</i>
Fig-tree, poplar-leav.	<i>ficus religiosa</i>	Gem	rob
Fig-tree, red-wooded	<i>ficus glomerata</i>	Gentian	<i>gentiana amara</i>
Filbert	<i>avellana nux</i>	Geranium	<i>geranium (nodosum)</i>
Filings	<i>limatura</i>	Germander	<i>chamedris (tenac.)</i>
Film	<i>ungula oculi</i>	Geum	<i>geum (elatum) humile</i>
Finger	<i>digitus</i>	Giddiness	vertigo
Fir	<i>abies</i>	Ginger, common	<i>zingiber officinalis</i>
Fish	<i>pisces</i>	Ginger, Egyptian	<i>arum colocasia</i>
Fish-poison	<i>saptum indicum</i>	Ginger, fresh	<i>zingiber recens</i>
Fistula, lachrymal	<i>fastula lachrymalis</i>	Glass-wort	<i>kali salsaia</i>
Fistula of the rectum	<i>fastula (ani) recti</i>	Glinus	<i>glinus dictamnoides</i>
Flatulency	<i>flatulentia</i>	Glue	gluten
Flax-weed	<i>cuscuta</i>	Goat	<i>capra</i>
Flea-bane	<i>pulicaria arabica</i>	(Goitre, crop) swell.	<i>struma</i>
Flea-bane, purple	<i>conyza anthelmintica</i>	Gold	<i>aurum</i>
Flesh	<i>caro</i>	Golden-rod	<i>virga aurea</i>
Flint	<i>silica</i>	Goose-foot, white	<i>chenopodium album</i>
Flour	<i>farina</i>	Gout	arthritis
Flower	<i>flos</i>	Grape	<i>uva vitis viniferae</i>
Flux	<i>diarrhoea</i>	Grass root	<i>graminis, radix</i>
Fly	<i>musca</i>	Gravel	<i>calculus renalis</i>
Fontanel	<i>fontanella</i>	Green	<i>viridis</i>
Food	<i>cibus</i>	Green-sickness	<i>chloroasis</i>
Foot	<i>pes</i>	Grewia	<i>grewia asiatica</i>
Foot-bath	<i>pediluvium</i>	Gripes	<i>colica</i>
Force	<i>vigor</i>	Grislea	<i>grislea tomentosa</i>
Forehead	<i>frons</i>	Ground-ivy	<i>hedera terristris</i>
Forgetfulness	<i>oblivium</i>	Ground-pine	<i>chamaepitys</i>
Fox	<i>vulpes</i>	Groundsel	<i>senecio musuca Jac.?</i>
Fox-glove	<i>digitalis purpurea</i>	Gualack	<i>lignum sanctum</i>
Fracture	<i>fractura</i>	Gualac, resin	<i>gualiaci, gummi</i>
Fragrance	<i>fragrantia</i>	Guinea-worm	<i>dracunculus</i>
Freckles	<i>lentigo</i>	Gullet	<i>larynx</i>
Frensy (phrensy)	<i>cephalitis</i>	Gum	<i>gummi</i>
Fritillary	<i>fritillaria (cirrhosa)</i>	Gum ammoniacum	<i>ammoniacum</i>
Frog, edible	<i>rana esculenta</i>	Gum arabic	<i>arabicum, gummi</i>
Fruit	<i>fructus</i>	Gum of a date-palm	<i>phen. dactyl., gummi</i>
Fuller's thistle	<i>dipsacus fullonum</i>	Gums	<i>gingiva</i>
Fumigation	<i>fumigatio</i>	Hæmorrhoids	<i>hæmorrhoides</i>
Fumitory	<i>fumaria</i>	Hair	<i>crinis</i>
Furuncle	<i>furunculus</i>	Hair, falling off of the	<i>alopecia</i>
Galega, purple	<i>galega purpurea</i>	Hand	<i>manus</i>
Galingale, English	<i>cyperus longus</i>	Hare	<i>lepus timidus</i>
Galls	<i>galla</i>	Harts'-ear	<i>caecalia kleinia</i>
Gamboge	<i>gummi guttae</i>	Harts'-horn	<i>cervi cornu</i>
Garden cress	<i>lepidium sativum</i>	Hasel-nut	<i>avellana nux</i>
Garden lettuce	<i>lactuca sativa</i>	Head	<i>caput</i>
Gardenia, bushy	<i>gardenia dumetorum</i>	Headache	<i>cephalalgia</i>
Gargle	<i>gargarisma</i>	Health	<i>sanitas</i>
Garlic	<i>allium sativum</i>	Heart	<i>cor</i>
Garlic pear-tree	<i>crataeva tapia</i>	Heart-pea	<i>celastrus paniculatus</i>

<i>English.</i>	<i>Latin.</i>	<i>English.</i>	<i>Latin.</i>
Heart's-ease	<i>viola tricolor</i>	Isinglass	<i>ichthyocolia</i>
Heat	<i>calor</i>	Itch	<i>psora</i>
Heat, a burning	<i>ardor</i>	Itching	<i>prurigo</i>
Heavy	<i>gravis</i>	Jacquin's nightshade	<i>solanum Jacquini</i>
Hedge-hyssop	<i>gratiola officinalis</i>	Jagged moonseed	<i>coculus menisperm.</i>
Hedge-must. of surg.	<i>sisymbrium sophia</i>	Jalap (common)	<i>jalapee convolv. rad.</i>
Heliotrope	<i>heliotropium europ.</i>	Jalap-plant	<i>jalapa mirabilis</i>
Hellebore, black	<i>helleborus niger</i>	Jasmin(e)	<i>jasminum</i>
Hemicrany	<i>hemisrania</i>	Jasper-(stone)	<i>jaspis</i>
Hemiplegy	<i>hemiplegia</i>	Jaundice	<i>icterus</i>
Hemlock, spotted	<i>cicuta</i>	Judack-stone	<i>judacis lapis</i>
Hemp-seed	<i>cannabis semen</i>	Juice	<i>succus</i>
Hemp (plant)	<i>cannabis herba</i>	Juice, milky	<i>succus lactosus</i>
Henbane	<i>hyoscyamus niger</i>	Jujubes	<i>sisyphus jujuba</i>
Hepatic remedies	<i>hepatica remedia</i>	Juniper berry	<i>juniperi baccæ</i>
Herb	<i>herba</i>	Justicia, white-flower.	<i>justitia nasuta</i>
Hermodactyl	<i>hermodactylus</i>	Kernel	<i>nucleus</i>
Hiccough	<i>singultus</i>	Kidney	<i>ren</i>
Hide	<i>pellis</i>	King's-evil	<i>scrophula</i>
Hill colocynth	<i>cucumis Hardvickii</i>	Knee	<i>genu</i>
Hoarseness	<i>raucedo</i>	Knot-grass	<i>polygonia</i>
Hog	<i>porcus</i>	Cork-oak	<i>suber (quercus)</i>
Hogs' fennel	<i>peucedanum</i>	Lac	<i>lacca</i>
Honey	<i>mel</i>	Lagoecia	<i>lagoecia (cuminoïdes)</i>
Hops	<i>lupulus (humulus)</i>	Laminaria, sugary	<i>laminaria saccharius</i>
Horehound, white	<i>marrubium vulgare</i>	Lancet	<i>lancetta</i>
Horn	<i>cornu</i>	Larkspur	<i>Delphinium paucif.</i>
Horse-radish	<i>armoracia</i>	Laughter	<i>risus</i>
Horse-tail	<i>equisetum arvense</i>	Laurel berry	<i>lauri baccæ</i>
House-leek	<i>sedum (crassipes)</i>	Lead	<i>plumbum</i>
Humble plant	<i>mimosa pudica</i>	Lead, red (oxide of)	<i>minium</i>
Hypnotics	<i>hypnotica remedia</i>	Lead, white	<i>cerussa</i>
Hyssop	<i>hyssopus officinalis</i>	Lead-giance	<i>galena</i>
Hysteric affections	<i>hysteria</i>	Leadwort (Ceylone)	<i>plumbago seylanica</i>
Hysteric globe	<i>globus hystericus</i>	Leaf	<i>folium</i>
Ice	<i>glacies</i>	Ledum	<i>ledum palustre</i>
Iliac passion	<i>ileus</i>	Leech	<i>hirudo medicinalis</i>
Impotency	<i>impotentia</i>	Leek	<i>(allium) porrum</i>
Incision	<i>incisio</i>	Lentil	<i>lens (ervum)</i>
Indigo	<i>indigum</i>	Leopard-bane	<i>doronicum (scorpioid)</i>
Indigo-plant	<i>indigofera anil</i>	Leprosy, black	<i>lepra maculosa nigra</i>
Infusion	<i>infusio</i>	Leprosy, Indian	<i>lepra tuberculosa</i>
Ink	<i>atramentum</i>	Leprosy, white	<i>lepra maculosa alba</i>
Insanity	<i>mania</i>	Lethargy	<i>lethargia</i>
Intestines	<i>intestina</i>	Liquorice, Spanish	<i>liquiritiæ succus</i>
Inula	<i>inula (Royleana)</i>	Lientery	<i>lienteria</i>
Inversion of eye-lash.	<i>trichiasis</i>	Life	<i>vita</i>
Ipomœa	<i>ipomœa (dasysperma)</i>	Ligature	<i>ligatura</i>
Ipomœa, blue	<i>ipomœa cœrulea</i>	Lily	<i>lilium</i>
Iron	<i>ferrum</i>	Lime	<i>calx</i>
Isc(h)ury	<i>ischuria</i>	Lime-tree	<i>tilia europœa</i>

<i>English.</i>	<i>Latin.</i>	<i>English.</i>	<i>Latin.</i>
Limon	citrus medica	Medicine	medicina
Liniment	linimentum	Medlar	mespilum
Linsed	lini usitatiss. sem.	Melanagogues	melanagoga
Lip	labium	Melancholy	melancholia
Liquor of amm.caust.	ammonium caust. liq.	Mella, evergreen	mella sempervirens
Liquorice, Indian	albus precatorius	Mella, evergreen, sds.	melle semperv. sem.
Liquorice, root	liquiritiæ radix	Mellot	mellotis officinalis
Litharge	lithargyrum	Melon-thistle?	cactus (indicus) t or
Loadstone	magnes	Menses	menstruatio
Loam (chymist's)	lutum	Menses, deficiency of	amenorrhœa
Locust, wandering	locusta migratoria	Mercury	mercurius vivus
Logwood	campechianum lign.	Methonica glorious	methonica gloriosa
London-rocket	sisymbrium Irio	Mesereon	mezereum (daphne)
Looseness	diarrhœa	Milfoil	millefolium
Lotion	lotio	Milk	lac
Lotos	lotus	Milk, conglutated	lac coagulatum
Louse	pediculus	Milt	lien
Louse-wort	pedicularis	Mineral	minerale
Lunar-caustic	argentum nitric. fus.	Miscarriage	abortus
Lung	pulmo	Mistletoe	viscum (album)
Lungs, inflammat. of	pneumonia	Molstening	humectatio
Lupin, Egyptian	lupinus albus	Mole	nevus maternus
Lute	lutum	Momordica	luffa pentandra
Luxation	luxatio	Momordica, hairy	luffa amara
Lycium	(berberis) lycium	Monkshood	aconit. ferox & heter.
Lycopodium	lycopodium clavatum	Moonseed, heart-leav.	menisperm. cordifol.
Mace	macis	Moorcroft's sage	salvia Moorcroftiana
Madder	rubia tinctorum	Moorc. sage, seeds of	salv. Moorc. semina
Magnetism, animal	magnetismus animal.	Moorunghy	Moringa obovangularia
Maiden hair	capillus veneris	Morel	phallus esculentus
Malabar plum	eugenia jambos	Mortal	mortalis
Mallow	malva	Mortar	mortarium
Mandrake (plant)	mandragora (stropa)	Moss, fragrant	lichen, odoriferus
Mango	mangifera ind. fruct.	Mother's mark	nevus maternus
Man's yard	penis	Mother-wort	matricaria vulg.
Margosa tree	mella asedarachta	Mot.-wort (variety of)	leonurus Royleanus
Marigold	calendula	Mouth	os
Marjoram	organum vulgare	Mucilage	mucilago
Marjoram, sweet	majorana (organum)	Mucus	pituita
Marking-nut	anacardium orient.	Mugwort	artemisia (abrot.)
Marsh-mallow	althœa	Mugwort (a variety of)	artem. vulg. aff. spec.
Marvel of Peru	mirabilla jalappa	Mulberry-tree	morus
Masterwort	imperatoria (ostrut.)	Mullein	verbascum
Mastich	mastix	Muriatic acid	muriaticum acidum
Matter	pus	Musce volitantes	visus muscarum
Mature	maturus	Musk	muscus
Meadow-grass	poa laxa (aff. spec.)	Musk-mallow seeds	abelmos. mosc. sem.
Meadow-saffron	colchicum autumnale	Musk-melon	melo (cucumis)
Meal	farina	Musk-plant?	limonia laureola
Measles	morbilli	Mustard, black	sinapis nigra
Ment	caro	Mustard, white	sinapis alba

<i>English.</i>	<i>Latin.</i>	<i>English.</i>	<i>Latin.</i>
Myiody, (flies in sight)	visus muscarum	Palsy	paralysis
Myopy	(visus dimid.) myopia	Palsy of the eye-lid	blepharoptosis
Myrobalans	myrobalani	Panade	pula
Myrrh	myrrha	Pandan., sweet-scent.	pandanus odoratis.
Myrtle	myrtus communis	Pansy	viola tricolor
Myxa, smooth-leaved	sebesten	Pap	pula
Nail	unguis	Paradise (love)-apple	solanum lycopers.
Narcotics	narcotica remedia	Paralytic	paralyticum
Nausea, sickness	nausea	Pareira cissampelos	pareira brava
Navel	umbilicus	Paroxysm	accessus
Navel-spasm	umbilicus retract.	Paraley	petroselinum
Navel-wort, cut-leav.	cotyledon laciniatum	Parasip of the desert	pastinaca secacul
Nettle	urtica	Pasque-flower	pulsatilla
Nettle, purple dead	lamium purpureum	Pastil	pastilla(m)(s)
Nettle-rash	urticaria vulgaris	Patient	seger
Neuphrtic pains	nephralgia	Pea	pisum, sativum
Night	nox	Peach	persicum
Night-blindness	hemeralopia	Peacock	pavo
Nightmare	incubus	Pear	pyrus
Nightshade, black	solanum nigrum	Pearl	margarita
Nightshade, deadly	belladonna	Pebble	silica
Nitric acid	nitricum, acidum	Peel	cortex
Node	nodus	Pelican	pelecanus
Nose	nasus	PELLITORY of Spain	pyrethri radix
Nourishment	cibus	Pennyroyal	pulegium
Numbness	torpor	Peony	paeonia offic.
Nutmeg	moschata nux	Pepper, black	piper nigrum
Oak	quercus (robur)	Pepper, long	piper longum
Obscurity of sight	caligo	Pepper, white	piper album
Obstruction	obstructio	Peppermint	mentha piperita
Ointment	unguentum	Pepperwort	satureja
Oils, fat (fixed)	olea expressa	Periploca, Indian	hemidesmus indicus
Oils, volatile	olea aetherea, destill.	Periwinkle, lesser	vinca minor
Oleand., sweet scent.	nerium odorum	Perspiration, offensive	perspiratio foetida
Olivaster	elesgnus angustifol.	Pestilence	pestilentia
Olive-oil	oleum olivarum	Petrol	petroleum
Onanism	onania	Phlegm	pituita
One-eyed	monophthalmus	Phlegmagogue	phlegmagoga
Onion	cepa	Physio-nut	jatropha curcas
Operation	operatio	Physician	medicus
Ophthalmy	ophthalmia	Pig	porcus
Opoponace	opopanax	Pigeon	columba
Orange	aurantium pomum	Pill	pillula
Orphine root ?	paeonia corallina	Pimpernel	anagallis
Orpiment	auripigmentum	Pine	pinus panea
Orpiment, leafy	auripigm. foliatum	Pismire	formica
Orris (blue) root of the	liris, radix	Pistachio-nut	pistacie nucleus
Pain	dolor	Pit(see) coal	lithanthrax
Palate	palatum	Pitch	pix
Palm of the hand	palma	Plague	pestilentia
Palpit. of the heart	palpitatio cordis	Plane-tree	platanus orientalis

<i>English.</i>	<i>Latin.</i>	<i>English.</i>	<i>Latin.</i>
Plant	herba	Rear-mouse	nycteris
Plantain, great	plantago major	Bed	rubrum
Plaster	emplastrum	Refrigeratives	refrigerantia
Plaster of Paris	gypsum	Relapse (in disease)	recidivus morbus
Plum	prunum	Remedy	medicamentum
Plumbago	graphites	Rennet	coagulum
Pod of the radish	prosopis spicigera	Rennet of camel	camelinum coagulum
Poison	venenum	Repose	somnus
Poison-nut	strychnos nux vom.	Resin	resina pini
Poison-oak	rhus toxicodendr.	Resolvents	discutientia remedia
Polyanthus	polyanthes tuberos.	Rest	somnus
Polype	polypus	Restlessness	vigilantia
Pomegranate	granatum (punica)	Rhapontic, white	behen (been) album
Pomegranate flowers	balaustia	Rheum	catarrhus
Poplar-tree, white	populus, alba	Rheumatism	rheumatismus
Poppy, white	papaver somniferum	Rhododendron beard.	rhododendron, campas.
Porcupine	hystrix	Rhubarb	rheum
Potato	solanum tuberosum	Rice, red	oryza rubra
Potatoes, sweet, sp. of	batatas convolvulus	Rind	cortex
Potion	potio	Ringworm-shrub	castia alata
Pound (to)	contundere	Ripe	maturus
Poultice	cataplasma	River-crab	cancer fluviatilis
Powder	pulvis	River-shell	concha fluviatilis
Precipitate, red	mercur. precipitatus	Rock-oil	petroleum
Pregnancy	graviditas	Root	radix
Prickly-apple	datura stramon.	Rose, red	rosa rubra
Prickly-heat	lichen tropicus	Rose, glandular	rosa glandulif.
Privet, Egyptian	lawsonia inermis	Rosebane, oval-leaved	nerium antidys.
Prolapse	prolapsus	Rosebay, rhododaph.	nerium oleander
Protium, fruits of	carpobalsamum	Rosemary	rosmarinus officin.
Puff-ball	bovista	Rottlera coloring	Rottlera tinctoria
Pulp	pulpa	Rue, common	ruta graveol.
Pulp of the purg. case.	cassie fist. pulpa	Rue, small-leaved	ruta angustifol.
Pulse	pulsus	Rue, wild (Syrian)	harmala ruta
Pumice-stone	pumex (lapis)	Rupture	hernia
Pumpkin	cucurbita pepo	Rupture-wort	herniarie radix
Pupli	pupilla	Rush, the flowering	butomus umbellatus
Purgative	purgamentum	Rye, spurred	secale cornutum
Purgatives, gentle	lenitiva	Safflower	cartham. tinctorius
Purslain	portulaca	Saffron	crocus sativus
Putebek root	costus indicus	Sage	salvia officinalis
Quince	cydoicum malum	Sage, glutinous	salvia glutinosa
Quince, Bengal	crataeva marmelos	Sago	sago farinaria
Quince seeds	cydoniorum semina	St. Ignatius bean	Strychn. f. St. Ign.
Quinsey	angina	St. John's-wort	hypericum perforat.
Radish	raphanus sativus	St. Mary's-thistle	carduus Marianus
Ragwort	senecio musuca Jac. ?	Sal-ammoniac	salamp. radix
Raisin, great	uva passa major	Salep	nitrum muriaticum
Raisin, lesser	uva passa minor	Salt, common	nitrum
Raspberry	rubus idæus	Saltpetre	unguentum
Realgar	auripigm. rubrum	Sale	



<i>English.</i>	<i>Latin.</i>	<i>English.</i>	<i>Latin.</i>
Sand	arena	Snake	serpens
Sandalwood	santalum album	Sneezing	sternumentum
Nandarac	sandaraca	Suet	sevum
Saunder's-wood, red	santalum rubrum	Soap	sapo domesticus
Sandever	vitri fei	Soap-berry	sapindi emarg. fr.
Sapan-wood	sappan caesalpinia	Sorghum (andropog.)	holcus sorghum
Scald	ambustio	Sore	ulcus
Scald-head	tinea capitis	Sorrel	rumex acetosa
Scammony	scammonium	Sorrel, three-leaved	oxalis corniculata
Scarf-skin	epidermis	Southernwood, Ind.?	artemisia austriaca
Scarification	scarificatio	Sowbread	cyclamen europæum
Scarlet-fever	scarlatina-febris	Spanish fly	cantharides
Sciatica	ischias	Spasm	spasmus
Science	ars	Spearmint	mentha viridis
Scirrhus tumor	scirrhus	Spermaceti	cetaceum (spermac.)
Scorpion	scorpius	Sphæranth, Indian	sphæranthus indicus
Screw-tree capsule	helicteres isora	Spider's web	araneum
Scrofula	scrophula	Spike-flower, bedych.	hedychium spicatum
Scurvy	scorbutus	Spikenard, Indian	nardostach. Jatam.
Sea cocoa-nut	cocos sechellarum	Spinach	spinacia oleracea
Sea-onion	squilla	Spine	dorsum
Sedatives	sedativa remedia	Spittle	saliva
Seed	semen	Spleen	lien
Self-heal	prunella vulg.	Spleen, inflam. of the	splenitis
Seminal flux	spermatorrhœa	Spleenwort	asplenium
Semultree, gum of the	bombacia hept. gum.	Spogelseed	plant. ispaghula
Senna	sennæ folia	Sponge	plant. ispaghula
Sensitive plant	mimosa	Spots	macula
Serpent	serpens	Spots, facial	macula faciei
Serp., cast skin of a	serpentis exuvia	Spurge	euphorbia
Serpentine	besoardic. animale	Spurge, gum resin of	euphorb. gummi
Shell, ext. of a nut	putamen	Spurge, long-leaved	euphorb. longifol.
Shepherd's purse	capsella	Spurge, slender	euphorb. tenuis
Shivering	frigus	Spurge, worthy	euph. verrucosa
Shrimp	crustacea djinge	Squill	squilla
Shrimp (variety of)	crust. mahæe roob.	Squirting-gourd	cucumis asininum
Sieve	cribrum	Stalna	macula
Silk	sericum	Stalactite	stalactites
Sliver	argentum	Star-anise	animum stellatum
Simaruba Ind.?	macer veterum	Starch	amyllum
Skill	ars	Stavesacre	staphisagria
Skin	pellis	Steam-bath	vaporinum
Skin diseases	exanthemata	Steel	chalybs
Skink	scincus	Stench	foetor
Sky-blue	cœruleus	Sternutatory	sternutatorium
Sleep	somnus	Sterility	sterilitas
Sloe tree	prunus sylvestris	Stimulants	stimulantia remedia
Sloughing ulcers	phagedæna	Stink	foetor
Small-pox	varioia	Stœchas, Arabic	stœchas arabica
Smell	olfactus	Stomach, acidity of	acor ventriculi
Smelling, defect of	olfactus privatus	Stomach, foun	saburra

<i>English.</i>	<i>Latin.</i>	<i>English.</i>	<i>Latin.</i>
Stomach, pain of the	cardialgia	Teini fly	melòt eichorri
Stomachics	stomachica remedia	Temperament	temperamentum
Stone in the bladder	calculus vesicalis	Tent	turunda
Stone, precious	lapis preciosus	Testicle	testis
Stone-crop	sedum (acre)	Testicles, infl. of the	orchitis
Stone affections	lithiasis	Tetany	tetanus
Stone-dissolv. medic.	lithontripctica	Tetter	herpes
Stools	feces	Thirst	sitis
Storax	styrax	Thistle, yell. prickly	argemone mexicana
Storax fluid	styrax liquida	Thread-worm	verm. ascar. vermic.
Strawberry	fragaria vesca	Throat	larynx
Strength	vigor	Thrush	aphthæ
Stuttering	balbutio	Thyme, wild	thymus (serpyllum)
Succory	cichorium intybus	Tin	stannum
Suffocation	asphyxia	Tingling of the ears	tinnitus aurium
Sugar	saccharum	Tint	atramentum
Sugar, raw	saccharum impurum	Toad-flax	linaria vulgaris
Sugar of bamboo	tabashir	Tobacco	tabacum
Sugar of lead	plumbum aceticum	Tongue	lingua
Sugar-melon	melo (cucumis)	Tonics	(comfort.) tonica
Sulphate of zinc	zincum sulphuricum	Toon-tree	cedreia toona
Sulphuret of antim.	antimonium sulph.	Tooth	dens
Sulphuric acid	sulphuricum, acidum	Toothache	odontalgia
Sumach, elm-leaved	rhus coriaria	Tooth-brush-tree	salvadora indica
Sun-spurge	euph. helioscopia	Tooth-powder	dentificius pulvis
Suppository	suppositorium	Toothwort	cruenta (crobanche)
Suppuratives	suppurantia	Tormentil	tormentilla
Surgeon	chirurgus	Tortoise	testudo
Swallow-wort	vincetoxicum	Touch-me-not	impatiens insignis
Swallow-wort, gigant.	calotropis gigantea	Tragacanth	tragacanthi gummi
Swall.-wort, twining	hoya viridiflora	Treatment	curatio
Sweat	sudor	Tree	arbor
Sweat	dulcis	Tree of life	thuja
Swelling of the thyr.	struma	Trembling	tremor
Sweet flag	calamus aromaticus	Trianthema	trianthem. pentandr.
Swelling	nodus	Tribulus	tribulus terrestris
Swine	porcus	Truffle	tuber cibarium
Syrup	syrupus	Tucamahaca resin	tacamahaca
Syrup of vinegar	oxysaccharum	Tumor, watery	oedema
Tablet lac	lacca in tabulis	Turbith (root)	turpethum convolv.
Talc	talkum	Turmeric	curcuma longa
Tallow	sebum	Turnip	rapa (brassica)
Tamal.-cassia leaf	cassia tamale fol.	Turpentine	terebinthina
Tamarind	tamarindus	Turpentine tree, seeds	terebinthi, semina
Tansy	tanacetum vulgare	Tutty	tutia
Tape-worm	vermis taenia	Twitching of the tend.	subsultus tendinum
Tar	pix liquida	Ulcer	ulcus
Taste	gustus	Ulcer, chronic	ulcus inveteratum
Tea	thea	Ulcer, endemic	ulcus endemicum
Tear	lachryma	Ulcer, fistulous	ulcus fistulosum
Teasle	dipsacus fullonum	Ulcer, phagedenic	ulcus phagedenic.

<i>English.</i>	<i>Latin.</i>	<i>English.</i>	<i>Latin.</i>
Ulcer, syphilitic	ulcus syphiliticum	Weakness	debilitas
Ultramarine	ultramarinum	Web in the eye	ungula oculi
Urinary bladder	vesica urinaria	Wheat	triticum sativum
Urine	urina	Whey	serum lactis
Urine, dribbling of	urine strillicidium	White	album
Valerian	valeriana	Whitlow	panaritium
Valisneria, spiral	valisneria spiralis	Willow	salix
Vapor bath	vaporinum	Willow, Egyptian	salix ægyptiaca
Vein	vena	Wind	flatus
Velvet-flower	amarant. gangeticus	Wind-dropsy	tympanites
Veneral disease	lues venerea	Wine	vinum
Vener. disease, latent	lues occulta	Winter-cherry	physalis flexuosa
Verdigris	cuprum aceticum	Winter green	pyrola umbellata
Vervain	verbena	Wolf's-bane	aconitum
Vesicatory	vesicatoria remedia	Wolf's(leop.)-bane	arnica montana
Veterinarian	veterinarius	Womb	uterus
Vinegar	acetum	Wood	lignum
Violet, sweet	viola odorata	Woodsorrel	oxalis acetosella
Viper	vipera	Woody-nightshade	dulcamara (solanum)
Vitriol, blue	cuprum sulphuricum	Worm, intestinal	vermis intestinalis
Vitriol, green	ferum sulphuricum	Worm, long round	verm. ascaris lumbr.
Vomiting	vomitus	Worm-grass (s. mar.)	spigella anthelmintia
Wall-pellitory	parietaria	Worm-seed	santoneli semina
Walnut	Juglandis reg. nux	Worm-seed plant	ch e r a y t a (gent.)
Wart	verruca	Wormwood	absinthium
Wash	lotio	Wound	vulnus
Wasp-comb	vesparum favus	Xanthoxyl. seeds of	Xanthoxyli semina
Watching	vigilantia	Xylobalsam	Xylobalsamum
Water	aqua	Yarrow, common	millefolium
Water-cresses	nasture. aquaticum	Yawning	ocitatio
Water-lily, peltate	nelumbium specios.	Yellow	citrinum
Water-lily, white	nymphaea alba	Yew (tree)	taxus baccata
Water-melon	cucurbita citrullus	Zedoary, long	zedoaria serumb.
Water-nut	trapa	Zedoary, round	curcuma zedoaria
Wax (bee's)	cera	Zinc	sincum
Wax-oil	cereclæum		



CORRECTIONS AND ADDITIONS  
TO DR. AINSLIE'S MATERIA INDICA.

VOL I.

- | Page.   | Page.  |
|---|--|
| 30. <i>Bdellium</i> . "All of this gum-resin found in India, is brought from Arabia and Persia"—I believe with Dr. Royle, that it comes only from the hills.                  | comes from Persia, but that all is made in India.  |
| 39. <i>Bitumen Petrolium</i> —Petroleum is different from Bitumen. Kuffer aliehood is the Arab name of the former; Neft of the latter.  | 364. <i>Ceratonia Siliqua</i> (not Kh. nubti) khirnoob.  |
| 130. <i>Fenugreek</i> —German name is not Kuhhornk, but Bockshorn.  | 385. <i>Buckum</i> (Pers.) Bokkum wood is <i>Cæsalpinia Sappan</i> , not Saunder's red ( <i>Santalum rubrum</i> ).   |
| 140. <i>Galangal, lesser</i> . Kust tulk—Kust tulk is <i>Costus niger</i> , or <i>C. Amarus Cashmereanus</i> . Pan ke jur, is right; Khoolinjan, also. See Galangal, greater. | 447. <i>Tobacco</i> (not Bujjer b'hang, seeds of cannabis) Tomaku.   |
| 345. <i>Rosewater</i> —"Most of that used in India comes from Persia." I never heard this statement before, and believe that none   | 490. <i>Zedoary</i> . Turmeric-colored. Junglie huldie. Bun huldie. Judwar. Bar. Nirbisi. All these names, I believe, are wrong; at least, they are mistaken in the upper provinces. |
|   | 573. <i>Zinc</i> (rue, jest, dusta) is not Sungbusrie; this being a compound of argilla, magnesia, silica, and oxyde of iron.  |

VOL II.

- |   |  |
|---|--|
| 34. <i>Hab nil</i> —not the seeds from <i>Indigofera Anil</i> , but from <i>Pharbitis cœrulea</i> . Wall. | 271. <i>Kad</i> —Catechu.  |
| 38. <i>Babreng</i> , or Baiberung—berries of <i>Embelia Ribes</i> (446.)                                  | 284 & 365. <i>Mirabilis Jalapa</i> article is a repetition.  |
| 40. <i>Bish</i> — <i>Aconitum ferox</i> .   | 314. <i>Verbena officinalis</i> "is not a native of India, it grows at Corfu," also at Lahore, and in Cashmere.  |
| 73 <i>Cheris</i> , or Churrus— <i>Resina Cannabis</i> . (446.)  | 335. 336. <i>Butea frondosa gummi</i> , is Bengal kino, called <i>d'hak ke gond</i> , or <i>kamerka</i> . "The natives," says Ainslie, "appear to make no use of either the gum or flower; probably, in the lower provinces, it may be so, |
| 112. <i>Paringhee</i> , Bharangee — <i>Clerodendron infortunatum</i> .                                    | 2 y 2  |
| 216. <i>Mysachie</i> — <i>Mystachie</i> . Mastix.   |  |
| 251. <i>Mithabish</i> (zeher, poison)— <i>Aconitum ferox</i> .  |  |

<p>Page.</p> <p>but in the Punjab they use both of them very much.</p> <p>348. <i>Mercury</i>, in Arabian (not abuc) Zeibuc.</p> <p>361. <i>Secacul</i>—<i>Pastinaca Secacul</i>.</p> <p>409. <i>Suffaid mooslie</i>, root of <i>Asparagus Sarmmentosus?</i> or <i>Bombax heptaphyllum?</i> (Bengal Dispens.)</p> <p>418. <i>Zararekh</i>, in Arabian; <i>Cantharides</i>.</p> <p>446. <i>Baibarung</i>. Berries of <i>Embelia Ribes</i>. (38.)</p>	<p>Page.</p> <p>447. <i>Mal kunghinie</i>—<i>Celastrus paniculatus</i>.</p> <p>462. <i>Ruch</i> (German) Ruhr.</p> <p>489. <i>Aeclepias gigantea</i> plant is not a poison to goats.</p> <p>533. <i>Diabetes</i>, "dia (Arab.) betes (Pers.)" is <i>diabetus</i> in both languages.</p> <p>534. <i>Erysipelas</i> (not Soorkh, red) Soorkhbad.</p> <p>579. <i>Toddy</i>, (not I.) II. Vol. 419.</p> <p>589. <i>Melissa</i> <i>off.</i> (not II.) I. Vol. 25.</p>
---	--

## CORRECTIONS AND ADDITIONS

## TO THE BENGAL DISPENSATORY OF 1842.

- |  |  |
|--|--|
| <p>168. The best <i>Nirbisi</i> comes from Lahore—<i>i. e.</i>, <i>vid</i> Lahore from Thibet.</p> <p>214. <i>Malva sylvestris</i> (British Flora Medica), common mallow, and <i>Althaea officinalis</i>, hollyhock and marsh-mallow.</p> <p>227. <i>Bombax heptaphyllum</i> roots. Suffed mooslie? According to Ainslie's <i>Materia Indica</i> and Piddington's <i>Index Plantarum of India</i>, <i>Asparagus sarmmentosus</i> is the root of the Mooslie suffed of the bazaar.</p> <p>246. <i>Djous el kai</i>, <i>Trichilia emetica?</i> <i>Randia</i> or <i>Gardenia dumetorum</i> is also <i>Joos-ul-kueh</i>, Arab.</p> <p>277. <i>Chian turpentine</i>, I believe, is not used as a masticatory; but the following article, <i>Mastic resin</i>.</p> | <p>288 The medicinal properties of <i>bdellium</i> are not exactly like those of <i>myrrh</i>.</p> <p>289. <i>Sokunjuna seeds</i> are not the Hubool-Ban of Arabians, which are from Bukayun.</p> <p>317. <i>Phaseolus radiatus</i> and <i>Phaseolus Mungo</i> are two different species.</p> <p>361. <i>Opopanax</i> (<i>Opopanax</i>) in action, resembles <i>Asafetida?</i> I believe not.</p> <p>414. <i>Artemisia Absinthium</i> and <i>Artemisia Abrotanum</i>, grow in Cashmere also.</p> <p>418. <i>Achillea Millefolium</i> also vegetates in Cashmere.</p> <p>577. <i>Morus alba</i> (not nigra), its leaves are used for feeding silkworms.</p> |
|--|--|

Page.

649. *Cureuma Zedoaria*, names (Bun-  
huldi, Beng. and Judwar, Arab.)  
I believe are wrong.
652. *Putchuk root* is of unknown origin  
—It is a monopoly of the Cash-  
mirean Government.
661. *Hermodactylū*. "Their origin is  
unknown, but they are doubt-  
less referable to some species of  
*Colchicum*." The mild kind is  
imported in India from Arabia;  
the bitter species, however,  
comes from Cashmere, and is  
said to flower in spring; not  
so *Colchicum autumnale*.
671. *Gillur ke putta* (goitre leaf) is a  
species of *Laminaria*, said to be  
*L. saccharina*; it is imported in  
India, *via* Thibet, probably from  
the Caspian Sea.
688. "There are three kinds of musk,  
the Chinese, Russian, and Bok-  
harian." The Cashmirean, Thi-  
betan, or Himalayan, is not

Page.

- mentioned; to these kinds, that  
which I have found in the  
Punjab may be added.
759. *Aood-i-himaree*, (not 257) 275.
760. *Bauhinia* place is behind Battery,  
p. 761.
762. *Bitumen*, (not 602) 692.
765. *Chlor*, should be after Chi.
771. *Galbanum*, should be after Ga-  
langal.
772. *Gummi gutta*, (not 23) 236.
773. *Hedychium*, should be before He-  
dysarum.
782. 783. *Palanga, Palmate (Pandu-  
rate and Pastinaca Opoponax,*  
are repeated) the four not in  
their place.
783. *Physalis Alkekengi*, *flexuosa*, *som-  
nifera*; the latter (not 877)  
466.
785. *Portia* tree, its place is 784, and  
*Portlandia* 785 not necessary,  
as it is in its place 784; other  
pages also are not in order.

## CORRECTIONS AND ADDITIONS

## TO THE BENGAL PHARMACOPŒIA OF 1844.

- |   |  |
|---|--|
| <p>18. <i>Tribulus terrestris</i> grows in Cash-<br/>mere also.</p> <p>23. <i>Indigofera Anil</i> is cultivated also<br/>in Moultan, Bahawulpore, &amp;c.</p> <p>23. <i>Glycyrrhiza Glabra</i>. Persia and<br/>Thibet.</p> <p>24. <i>Butea frondosa</i>. Punjab.</p> <p>29. <i>Rosa centifolia</i>. Hindostan and<br/>Punjab.</p> <p>37. <i>Ferula Asafetida</i>. Afghanistan<br/>and Thibet.</p> | <p>40. <i>Sambucus adnata</i> and <i>Ebulis</i>.<br/>Cashmere.</p> <p>41. <i>Rubia tinctorum</i>. Bassora.</p> <p>41. <i>Rubia Munjista</i>. Banu and Tank<br/>(cultivated) Cashmirean moun-<br/>tains (wild).</p> <p>43. <i>Lactuca sativa</i>. Punjab.</p> <p>44. <i>Tarazacum</i> and <i>Cichoreum</i>. Pun-<br/>jab and Cashmere.</p> <p>45. <i>Achillea Millefolium</i> and <i>Tanace-<br/>tum vulgare</i>. Cashmere.</p> |
|---|--|

1870

1. ... ..  
 2. ... ..  
 3. ... ..  
 4. ... ..  
 5. ... ..  
 6. ... ..  
 7. ... ..  
 8. ... ..  
 9. ... ..  
 10. ... ..  
 11. ... ..  
 12. ... ..  
 13. ... ..  
 14. ... ..  
 15. ... ..  
 16. ... ..  
 17. ... ..  
 18. ... ..  
 19. ... ..  
 20. ... ..  
 21. ... ..  
 22. ... ..  
 23. ... ..  
 24. ... ..  
 25. ... ..  
 26. ... ..  
 27. ... ..  
 28. ... ..  
 29. ... ..  
 30. ... ..  
 31. ... ..  
 32. ... ..  
 33. ... ..  
 34. ... ..  
 35. ... ..  
 36. ... ..  
 37. ... ..  
 38. ... ..  
 39. ... ..  
 40. ... ..  
 41. ... ..  
 42. ... ..  
 43. ... ..  
 44. ... ..  
 45. ... ..  
 46. ... ..  
 47. ... ..  
 48. ... ..  
 49. ... ..  
 50. ... ..  
 51. ... ..  
 52. ... ..  
 53. ... ..  
 54. ... ..  
 55. ... ..  
 56. ... ..  
 57. ... ..  
 58. ... ..  
 59. ... ..  
 60. ... ..  
 61. ... ..  
 62. ... ..  
 63. ... ..  
 64. ... ..  
 65. ... ..  
 66. ... ..  
 67. ... ..  
 68. ... ..  
 69. ... ..  
 70. ... ..  
 71. ... ..  
 72. ... ..  
 73. ... ..  
 74. ... ..  
 75. ... ..  
 76. ... ..  
 77. ... ..  
 78. ... ..  
 79. ... ..  
 80. ... ..  
 81. ... ..  
 82. ... ..  
 83. ... ..  
 84. ... ..  
 85. ... ..  
 86. ... ..  
 87. ... ..  
 88. ... ..  
 89. ... ..  
 90. ... ..  
 91. ... ..  
 92. ... ..  
 93. ... ..  
 94. ... ..  
 95. ... ..  
 96. ... ..  
 97. ... ..  
 98. ... ..  
 99. ... ..  
 100. ... ..



## CORRECTIONS AND ADDITIONS TO THE LIST OF DRUGS

## CONTAINED IN THE

## ILLUSTRATED CATALOGUE OF THE GREAT EXHIBITION, 1861,

## Part IV. pp. 893—907.

- | No.         | ROOTS.  | No.       |  |
|-------------|---|-----------|--|
| 1.          | Rutunjot. Alkanet.  | 160.      | Kurroo. Gentiana, or Picrorrhiza Kurrooa.  |
| 12.         | Asaroon. Viola sp.? or Asarum.                                      | 171.      | Giloh. Guluncha. Menispermum cordifolium.  |
| 20.         | Urnduryan? (Indrain, Colocynth)                                     | 174.      | Loofa or Lukmuna Lukmuneec. Atropa Mandragora.   |
| 31.         | Beeja Sar F.? Aeorus Calamus.                                       | 183.      | Moosli suffed. Root of Bombax heptaphyllum (Bengal Dispensatory) Root of Asparagus sarmmentosus (Ainslie & Piddigton.) |
| 33.         | Bidhara. Gmelina asiatica.  | 186.      | Moosli siah. Curculigo orchiooides.  |
| 37.         | Biafaj. Caubul? or Hills.   | 190.      | Neergundi. Khorbok seeah. Hel-leborus niger.   |
| 43.         | Buehmunsoorkh. Behen rubrum.  |           | MARKS.   |
| 44.         | Buehmun suffed. Behen album.  | 206.      | Bharungee (not Betula Bhojputra) Clerodendron infortunatum.  |
| 49.         | Biah (not kala koot, Costus niger) Aconitum ferox.                  | 207.      | Bhoj puttra. Betula Bhojputra.   |
| 51.         | Pukhan bed. Saxifraga ligulat.? or Gentiana.                        | 217.      | Kirfae. Cinnamomum.  |
| 54.         | Pokharmool, a root of Composita Cynaracea, from Cashmere.           |           | PLANTS.  |
| 74, 75, 76. | Salep. Orchidee.  | 232.      | Oosneh. Chulchuleera. Lichen (not Islandicus) odoriferus.  |
| 79.         | Kholinjan. Alpinia Galanga? or Betel root.                          | 322.      | Shookae. Mimosa abstergens.  |
| 81.         | Doorunaj Akrahee (not utees, Aconitum ferox) Doronicum scorpioides. | 327. 328. | Ghafis. (Furasion piasee?) Agrimonia comp. Royle.  |
| 98.         | Zunjbeel, (not south) sund. Zingiber.                               | 329.      | Poodnuj burree. Mentha sylvestris.   |
| 108.        | Soombul (e tib.) Nardostachys Jatamansi.                            | 332.      | Kintooryoon. (Polycarpæ corymbosa?) Centaurium minus.  |
| 111.        | Sorinjan tulkh. Hermodactylus amarus, (product of Cashmere.)        | 351.      | Gao-Zuban Kohee. Onosma macrocephala.  |
| 117.        | Sheebeebae? Iur oora? Phaeosolus.                                   | 353.      | Lukmuna Lukmuneec (174.)   |
| 119. 120.   | Shakakel misree. Gajur misree (Peshawur?) Pastinaca Secacul.        |           |  |
| 149.        | Koot shereen. Costus Arabicus, or C. dulcis.                        |           |  |

- No.  
 357. 361. Nuk Chinknee (337.)  
 384. Ukleel ool jibbul (not *Acacia Arabica*, Babool 385) *Rosmarin*.  
 393. Gool khueroo, F. *Althæa rosea*.  
 396. Seotee. *Rosa glandulifera*.  
 397. 398. Gool-i-Ghafes, F. (327.)  
 400. Gool soorukh, F. *Rosa rubra*.  
 401. Goontnee. *Cordia angustifolia*.  
 402. Gao Zuban. *Cacalia Kleinia*.

## FRUITS AND SEEDS.

433. Sital Cheenee. Allspice. *Pimenta (Myrtus)*.  
 445. 446. Ootungun, F. (oudung, St. ?) urtica seeds.  
 470. Babchee and F.? *Psoralea corylifolia*.  
 Bakchie. *Conyza anthelmintica*.  
 477. Bartung. Seeds of *Plantago major*.  
 483. Bakla misree (not *Nelumbium spec.*) Egyptian bean.  
 490. Baibarung. *Embelia Ribes*.  
 492. 493. Buzr katoona. *Ispugol*.  
*Plantago Isufghol*.  
 502. 503. Hubool Balsan. *Carpobalsamum*.  
 514. Beejbund. *Rumex, spec.?*  
 516. Belgeeree, St. *Cratæva Marmelos*.  
 517. Bol. Hira. *Myrrha*.  
 553. Todree suffed. *Cheiranthus cheiri*, or seeds of *Polyanthes tuberosa?*  
 566. Zurjur. *Moricandia tira?*  
 (*Tirehtizak. Lepidium sativum.*)  
 587. Hub ool Zulm. *Baccæ Zelemicæ?*  
 591. Hub ool Koolkool (not *Cardiospermum Halicacabum*) *Cassia Tora*.  
 608. Kakshee. Khoob kulan. Seeds of *Sisymbrium Irio*.  
 614. Khoobeh. Khoob kulan (not *Sinapis pusilla*) 608.  
 615. Khirfee (217.)

- No.  
 624. Khunjuk, St.? (*Kunjid, Sesamum orientale.*)  
 630. Gool-i-dar cheenee. *Cinnamom flower.*  
 650. Rasuna. *Rasenna. (not Bertholletia)* Leaves of *Salvadora lanceolata*; its fruit Peel and Pinjoo.  
 659. 660. Zuhr. Poison.  
 664. Saumach? Sauwak? *Panicum*.  
 665. Sagoo daneh. *Sago farinacea*.  
 669. 670. Tookhm-i-sudab. Seeds of *Ruta*.  
 677. Sumak? Kungnee. *Panicum italicum*.  
 684. Sumundersokh. *Convolvulus argenteus*.  
 693. Sonf. Razeeanuj (not *Pimp. anisum*) *Feniculum panmorium*.  
 698. Seesaliyoon? *Umbellifera*.  
 (*Seesalioos. Leucas cephalotea.*)  
 704. Shahtureh. *Fumaria*.  
 711. Shookakae (322.)  
 721. Aod suleeb. *Paeonia corallina*.  
 726, 727, 728. Furunj mooshk. Seeds of *Melissa calaminta*.  
 733. Filfil abiu. White pepper. *Piper album (not nigrum)*.  
 739. Kakleh kubar. *Burra elachi. Amomum dealbatum*.  
 741. Kheera (not *Kussud*). *Cucumis sativus*.  
 747. Kira, or Kara. Kuddoo tulkh. *Cucurbita Lagenaria*.  
 748. Kira, or Kara. Kuddoo meetha. *Cucurbita Pepo*.  
 753, 754, 755. Kakunj, or Kaknuj. Winter cherry. *Physalis Alkekengi*.  
 757. Kalee zeeroe. Zeera seeah. *Carum nigrum (not Serratula)*.  
 771. Karela? *Cucurbitacea*.  
 (*Kurella. Momordica charantia.*)  
 776. Kishteh. Dried pulps of apricots.  
 777. Kishtburkiast? *Helicteris scabra*.

No.

- (Muenphullee. Posoqueria dumetorum.)
782. Kumazrioo, Greek. Chamaedris (Teucrium.)
789. Kunowcheh tookhme, (not Kiwanch, Carpopogon pruriens.) Seeds of Salvia Moorcroftiana.
- 790, 791, 794. Koonchee? (Goonchee. Abrus precatorius seeds.)
814. Goonchee (seul?) surkh. Red seeds of Abrus precatorius.
816. Lissan ool huml. (Bartung. Seeds of great plantain, 477.) Plantago major.
817. Lissan ool asafeer. Seeds of Nerium antidysentericum.
822. Mahmuda. Scammonium.
827. Moomiyae. Asphaltum Persicum.
851. Buz-ghunj? (Pistachia galla. Gool-i-pista.)
852. Khimsuh? (Pista. Pistachia.)
854. Sakun? Tamarisk.
859. Shukur teeghal, (not Calotropis gigantea) an insect's nest on the Calotropis procera.
875. Zift roomie (not resin) Asphalt, or black bitumen.
900. Googlee? (Googul. Bdellium).
909. Nishasteh. Amidon.

## MINERAL KINGDOM.

No.

31. Peoree. Annotto (probably adulterated with clay.)
44. Tootya Haroonee, (not mineral) a root of unknown origin.
45. Tootya subz. Acetate of copper.
105. Dar shikna. Soolēmanee. Corrosive sublimate, species of.
157. Kibreer nirmula. Nirmula brimstone.
158. Kibreer aonlasar, (not compound) natural crystalline brimstone.
159. Kibreer seeah. Kales gundhuk, black brimstone, from Moul-tan.
194. Hirumjee, red earth. Armenian bole.

## ANIMAL KINGDOM.

14. Roob mahee, or Mahee roobean (not Mirzapore) Crustacea.
20. Kahruha, Karooba (not Kuchroba) Amber (not ANIM. KING.)
- 31, 33. Nafe mooshk bila and Kus-toora. Moschus.
32. Mac? shootur. Arabia. (Penir maieh shootur Arabee, rennet of an Arabian camel.)

## CONCLUSION.

---

Neither labor, time, nor money has been spared to render this work as good and useful as possible. Although I was assisted by not less than eight gentlemen, who, one after another, were recommended to me as qualified for the task, I myself being occupied with the Second Part, it became necessary twice to alter the typography of the first two sheets, and actually to cancel the six following sheets; nevertheless, the remainder of the first volume, I am sorry to confess, is far from what I should have wished it to be. I have to regret that time has not afforded me the opportunity of revising and reprinting the whole. I am therefore obliged to crave the indulgence of the reader, who, in forming his judgment of the work, will regard not the phraseology, but the matter. That the latter may prove both entertaining and instructive, is the sole wish of the author.

---

"Whoever thinks a faultless work to see,  
 Thinks what ne'er was, nor is, nor e'er shall be.  
 In every work regard the writer's end,  
 Since none can compass more than they intend;  
 And if the means be just, the conduct true,  
 Applause, *in spite of trivial faults*, is due."—POPE.

## EXPLANATION OF THE PLATES.

The first thirty lithographic plates, in this, the second volume, are faithful copies of a *Herbarium vivum*, collected at Lahore and Cashmere; they are the plants, &c. on which I experimented; their effects are given in the Medical Part, and other particulars, in the *Materia Medica* of this volume. Most of them are well known to Botanists, not so to Medical Practitioners, and still less so their effects.

Plate.		Page.
1.	<i>Aconitum heterophyllum</i> . . . . .	
	<i>Alternanthera sessilis</i> . . . . .	222
2.	<i>Anemone narcissiflora</i> . . . . .	
	<i>Anemone Mexicana</i> . . . . .	228
3.	<i>Basella rubra</i> . . . . .	
	<i>Calamus aromaticus</i> . . . . .	240
4.	<i>Carissa Carandas</i> . . . . .	
	<i>Corchorus fruticosus</i> . . . . .	250
5.	<i>Curcuma longa</i> . . . . .	
	<i>Dolichos pruriens</i> . . . . .	266
6.	<i>Embryopteris glutinifera</i> . . . . .	
	<i>Euphorbia Agraria</i> . . . . .	272
7.	<i>Euphorbia longifolia</i> . . . . .	
	<i>Euphorbia verrucosa</i> . . . . .	274
8.	<i>Fagonia Arabica</i> . . . . .	
	<i>Geranium nodosum</i> . . . . .	276
9.	<i>Glinus dictamnoides</i> . . . . .	
	<i>Guilandina Bonduccella</i> . . . . .	280
10.	<i>Hedysarum Alhagi</i> . . . . .	
	<i>Hemidesmus Indicus</i> . . . . .	284
11.	<i>Hibiscus Trionum</i> . . . . .	
	<i>Hypericum perforatum</i> . . . . .	286
12.	<i>Impatiens insignis</i> . . . . .	
	<i>Ipomœa cœrulea</i> . . . . .	288
13.	<i>Ipomœa dasysperma</i> . . . . .	
	<i>Kali Salsola</i> . . . . .	290
	<i>Ajuga decumbens</i> . . . . .	
	<i>Anagallis cœrulea</i> . . . . .	222
	<i>Areca Catechu.</i>	
	<i>Arisœma gracile</i> . . . . .	228
	<i>Butomus umbellatus.</i>	
	<i>Calendula officinalis</i> . . . . .	240
	<i>Cleome pentaphylla.</i>	
	<i>Cotula anthemoides</i> . . . . .	250
	<i>Datisca Cannabina.</i>	
	<i>Eleagnus angustifolius</i> . . . . .	266
	<i>Eujenia Jambolina.</i>	
	<i>Euphorbia helioscopia</i> . . . . .	272
	<i>Euphorbia tenuis.</i>	
	<i>Euryale ferox</i> . . . . .	274
	<i>Galega purpurea.</i>	
	<i>Geum elatum</i> . . . . .	276
	<i>Grewia Asiatica.</i>	
	<i>Hedychium spicatum</i> . . . . .	280
	<i>Heliotropium Europæum.</i>	
	<i>Heracleum diversifolium</i> . . . . .	284
	<i>Hyoscyamus pracalsus.</i>	
	<i>Iatropa Curcas</i> . . . . .	286
	<i>Indigofera Anil.</i>	
	<i>Ipomœa cuspidata</i> . . . . .	288
	<i>Justicia Nasuta.</i>	
	<i>Lawsonia inermis</i> . . . . .	290

Plate.	Page.
14. <i>Leonurus Royleanus</i> . . . . .	<i>Leucas cephalotes</i> .
<i>Limonia Laureola</i> . . . . .	<i>Lippia nodiflora</i> . . . . . 298
15. <i>Meconopsis Nepalensis</i> . . . . .	<i>Melandrium triste</i> .
<i>Melia Azedarachta</i> . . . . .	<i>Melia sempervirens</i> . . . . . 306
16. <i>Methonica gloriosa</i> . . . . .	<i>Millefolium Achillea</i> .
<i>Mulgedium rapunculoides</i> . . . . .	<i>Nardostachys Jatamansi</i> . . . . . 308
17. <i>Nelumbium speciosum</i> . . . . .	<i>Nepeta Cataria</i> .
<i>Nepeta salviaefolia</i> . . . . .	<i>Nerium odorum</i> . . . . . 314
18. <i>Ocimum album</i> . . . . .	<i>Ocimum sanctum</i> .
<i>Onosma macrocephala</i> . . . . .	<i>Oxyria elatior</i> . . . . . 318
19. <i>Pedicularis labellata</i> . . . . .	<i>Phaseolus aconitifolius</i> .
<i>Phaseolus radiatus</i> . . . . .	<i>Physalis somnifera</i> . . . . . 322
20. <i>Picrorrhiza kurrooa</i> . . . . .	<i>Piper Betle</i> .
<i>Plectranthus aromaticus</i> . . . . .	<i>Podophyllum Emodi</i> . . . . . 324
21. <i>Polyanthes tuberosa</i> . . . . .	<i>Polygonum aviculare</i> .
<i>Polygonum macrophyllum</i> . . . . .	<i>Polygonum molle</i> . . . . . 329
22. <i>Prosopis spicigera</i> . . . . .	<i>Prunella vulgaris</i>
<i>Pyrethrum Anacyclus</i> . . . . .	<i>Ranunculus lanuginosus</i> . . . . . 331
23. <i>Rheum Australe</i> . . . . .	<i>Rhododendron Anthopogon</i>
<i>Rhus Coriaria</i> . . . . .	<i>Rubia Munjista</i> . . . . . 335
24. <i>Rumex Acetosella</i> . . . . .	<i>Rumex obtusifolius</i> .
<i>Salvadora Persica</i> . . . . .	<i>Salvia glutinosa</i> . . . . . 337
25. <i>Salvia Moorcroftiana</i> . . . . .	<i>Sapium Indicum</i> .
<i>Saxifraga Peshant</i> . . . . .	<i>Sedum azureum</i> . . . . . 339
26. <i>Sedum Crassipes</i> . . . . .	<i>Senecillis Jacquemontiana</i> .
<i>Senecio Musuca</i> . . . . .	<i>Siegesbekia orientalis</i> . . . . . 343
27. <i>Sisymbrium Irio</i> . . . . .	<i>Sisymbrium Sophia</i> .
<i>Sphæranthus Indicus</i> . . . . .	<i>Stenactis bellidioides</i> . . . . . 347
28. <i>Swertia petiolata</i> . . . . .	<i>Trapa bispinosa</i> .
<i>Trianthemum pentandrum</i> . . . . .	<i>Tribulus terrestris</i> . . . . . 354
29. <i>Umbellifera Butazeri</i> . . . . .	<i>Vallisneria spiralis fœm.</i>
<i>Vallisneria spiralis masc.</i> . . . . .	<i>Verbena officinalis</i> . . . . . 360
30. <i>Villarsia Nymphoides</i> . . . . .	<i>Vincetoxicum vulgare</i> .
<i>Zingiber officinale</i> . . . . .	<i>Zyzyphus Jujuba</i> . . . . . 364
31. No. 1. A serpent ( <i>Aspidoclonion semifasciatum</i> ) Vol. I. p. 138, Vol. II. p. 230	
,, 2, 3. Mantis and its nest, made on a tamarisk twig, Vol. II. . . . .	306
,, 4, 5. <i>Unguis odoratus</i> , Vol. II. . . . .	: 361
,, 6. <i>Calculus urinarius</i> , Vol. I. . . . .	65
,, 7, 8. Shukur, or Manna Teeghul, Vol. II.	305
,, 9, 10. Galvano-electric rings, Vol. I. . . . .	145 . . . . . 368

## INDEX.

---

	Page.
Introduction to the Medium System . . . . .	iii.
Class I. II. & III. of Medicines . . . . .	iii.-iv.
How to administer the Medicines . . . . .	ix. iv.
The mode of preparing them . . . . .	ix. v.
The best vehicle in their preparation . . . . .	vi.
The substances which are the most liable to decomposition . . . . .	vi.
Physicians themselves ought to prepare the medicines they prescribe . . . . .	vii.
Three recipes as specimens of preparation . . . . .	viii.
The lozenge to be allowed to dissolve gently in the mouth . . . . .	x.
Diet . . . . .	x.
Endermic application of medicines . . . . .	xi.
Medical part:—The different diseases . . . . .	xiii.
Explanation of the Abbreviations and Signs . . . . .	xv.-xvi.

---

Affections of the throat, lips, mouth, fauces, uvula, and tongue . . . . .	1
Asthma and dyspncea, with cough, or without it; expectoration, accumulation of mucus, &c. . . . .	11
Bites and stings . . . . .	16
Bladder and kidney, diseases of . . . . .	19
Bleeding, in general . . . . .	21
Blood, discharges of, as expectoration, vomiting and spitting of blood . . . . .	22
Bones, affections of the, in general . . . . .	24
Bowels, inflammation of . . . . .	24
Bowels, irregular action of . . . . .	24

	Page.
Bowels, obstruction of . . . . .	31
Brain, heart, mind, nerves, disorders of, &c. . . . .	35
Breath, offensive . . . . .	35
Burning heat, internal (sensation of) . . . . .	35
Burns, scalds and chillblains . . . . .	39
Cachexy and unnatural longings, &c. . . . .	39
Calves, hardness of the . . . . .	40
Catarrhs, coryza, influenza, &c. . . . .	40
Children, diseases of . . . . .	42
Cholera morbus . . . . .	44
Cold, diseases arising from taking, &c. . . . .	47
Cold, sensation of, shivering, &c. . . . .	48
Debility, general and partial, &c. . . . .	49
Diaphragm, pain of the . . . . .	53
Ear, diseases of, &c. . . . .	53
Emaciation, consumption, phthisis, hectic fever, as also obesity, &c. . . . .	56
Enlargement of the head, with unclosed coronal suture . . . . .	58
Eyes, diseases of . . . . .	58
Fatigues, and affections resulting from it . . . . .	63
Females, diseases of . . . . .	68
Fever, inflammatory, with or without acute eruptions, &c. . . . .	73
Fever, intermittent . . . . .	77
Flatulency, borborygmi, colic, ileus, meteorismus, tormina, tympanitis, &c. . . . .	79
Forehead, heat of the . . . . .	84
Gases, sensation of, rising from the stomach, &c. . . . .	84
Giddiness, with obscurity of vision, or without . . . . .	84
Glands, diseases of, &c. . . . .	87
Glands (penis), inflammation of . . . . .	91
Gonorrhœa . . . . .	91
Hemorrhoids, and diseases of the anus . . . . .	92
Hair, applications to the, &c. . . . .	95
Hands and feet, feeling of heaviness at noon . . . . .	96
Headache, in general, as also heaviness of the head and phrenitis, &c. . . . .	96
Hernia and prolapsus . . . . .	102
Jaundice and yellowness of the conjunctiva . . . . .	103



	Page.
Leeches, expulsion of, from the throat, when accidentally swallowed in drinking . . . . .	104
Liver, diseases of . . . . .	104
Lunar affections, &c. . . . .	106
Melancholy, as weeping, distress, &c. . . . .	107
Mental disorders of a higher degree, as mania, &c. . . . .	108
Mercurial diseases . . . . .	109
Mortification, gangrene, carbuncle, &c. . . . .	109
Muscles, affections of . . . . .	109
Navel, affections of, and affections in the umbilical region . . . . .	110
Neck, pains of the, with stiffness, numbness, &c. . . . .	111
Nose, affections of the, &c. . . . .	112
Nose, bleeding from the, &c. . . . .	114
Old age, diseases of . . . . .	116
Pains in general . . . . .	116
Palsy and contortions, contractions, stiffness, &c. . . . .	133
Perinæum, groin, pubis, and penis—pains in the . . . . .	136
Perspiration, suppressed or excessive, offensive odor of the skin, &c. . . . .	137
Pneumonia, peripneumonia, pleurisy, pleurodynia, thoracic and bronchial pain, &c. . . . .	139
Poisoning . . . . .	143
Raphania and fornication . . . . .	145
Restlessness, lethargy, dreamings, &c. . . . .	146
Salivation and ptyalism . . . . .	148
Sensation of having some living thing moving about in the stomach or bowels . . . . .	150
Skin diseases, chronic . . . . .	150
Smell and taste, loss of . . . . .	163
Spasms, contractions, hiccough, &c. . . . .	163
Speech, organs of, and voice—affections of . . . . .	166
Spleen, diseases of . . . . .	167
Stomach, diseases of . . . . .	169
Subsultus tendinum, jerkings and anomalous pulsations in the arteries, palpitations, &c. . . . .	178
Swellings, abscesses, tumors (hot and cold), dropsy, &c. . . . .	178
Syphilis . . . . .	185

	Page.
Taste, morbid variety of . . . . .	188
Testicles, affections of the . . . . .	189
Thirst, excessive . . . . .	189
Toothache, &c. . . . .	191
Trembling . . . . .	196
Ulcers, &c. . . . .	196
Urinary disorders . . . . .	201
Varicose veins . . . . .	208
Vermin, as lice, crabs, &c. . . . .	208
Violence, external, consequences of, &c. . . . .	209
Vomiting, nausea, &c. . . . .	211
White swelling . . . . .	214
Winter season, affections—aggravated during the . . . . .	214
Worms, development of, &c. . . . .	214
Yawning, excessive . . . . .	216
Materia Medica . . . . .	217
Medical Vocabulary . . . . .	369
List of English and Latin words . . . . .	422
Report of the late Lahore Hospital . . . . .	434
Corrections and additions to Dr. Ainslie's <i>Materia Indica</i> . . . . .	435
"    "    the Bengal Dispensatory of 1842 . . . . .	436
"    "    "    Pharmacopœia of 1844 . . . . .	437
"    "    the list of drugs contained in the Illustrated Catalogue of the Great Exhibition of 1851 . . . . .	439
Conclusion . . . . .	442
Explanation of the Plates . . . . .	443
Index . . . . .	445

FINIS.

LONDON:

Printed by W. J. GOLBOURN, 6, Princes Street, Leicester Square.

BY THE SAME AUTHOR :

# Früchte aus dem Morgenlande

ODER

## Reise-Erlebnisse,

nebst Naturhistorisch-medizinischen Erfahrungen, einigen hundert  
erprobten Arzneimitteln und einer neuen Heilart dem

MEDIAL-SYSTEME,

VON

Johann Martin Honigberger,

gewesenen Leibarzte der Königlichen Majestäten : Rendschit-Sing, Karrek-  
Sing, der Rani Tshend-Kour, Schir-Sing, und Dhelib-Sing.

---

Mit vielen lithographirten Tafeln :

Porträte, Pflanzenabbildungen, sonstige Natur- und Kunstprodukte,  
*Fac simile*, Landkarte und Ansicht der Citadelle von Lahor ;  
endlich als Anhang ein medizinisches Wörterbuch in  
mehreren europäischen und orientalischen  
Sprachen.

---

1 VOL. 8vo. WIEN, 1852.

C. GEROLD & SOHN.

PRICE SIXTEEN SHILLINGS.

IN LONDON TO BE HAD OF

MESSRS. DELF AND TRÜBNER, 12, PATERNOSTER ROW ;  
H. BAILLIÈRE, 219, REGENT ST. & 290, BROADWAY, NEW YORK (U.S.)  
R. C. LEPAGE & Co. CALCUTTA.





