



Digitized by the Internet Archive
in 2013

<http://archive.org/details/critique1519unse>

THE CRITIQUE

VOLUME XV

January to December, 1908

JAMES WILLIAM MASTIN, M. D., Managing Editor
J. WYLIE ANDERSON, M. D., Business Manager

PUBLISHED BY
THE DENVER JOURNAL PUBLISHING COMPANY
DENVER, COLORADO

LIST OF CONTRIBUTORS TO VOLUME XV.

Almfelt, Gustavus A.	Kent, James Tyler, M. D.
Copeland, R. S., M. D.	Loos, Julia C., M. D.
Crutcher, Lewis Pinkerton, M. D.	McIntyre, E. R., M. D.
Dienst, George E., M. D.	Morrison, A. Crissey.
Fahnestock, J. C., M. D.	Rabe, Rudolph F., M. D.
Fisher, G. H., M. D.	R. del Mas, Ph. D., M. D.
Gladwin, Frederica E., M. D.	Remington, Joseph P.
Gladwin, E. R., M. D.	Robinson, J. T., M. D.
Greene, Julia M., M. D.	Schmidt, H. C., M. D.
Haseltine, Burton, M. D.	Sparhawk, S. H., M. D.
Hawks, W. J., M. D.	Staads, S. M. D.
Hensley, J., M. D.	Swan, A. F., M. D.
Holloway, J. C., M. D.	Thacher, G. H., M. D.
Hutton, V. A., M. D.	Van Meter, M. E., M. D.
Jones, Gains J., M. D.	

A

A. I. H.	377
A. I. H.	421
A. I. H. Special Announcement of Local Com.	205
Acetic Acid	225
Alcoholism, Treatment	72
Alkalometry-Homeopathy	77
American Institute Meeting	57
American Medical Association	343
An Open Letter from Boericke & Runyon	418
Anaemia, Puberal	287
Anaesthetic, A New	61
Announcement Special	129
Antiphlogistine	35
Antiphlogistine and Pneumonia	106
Aphorisms and Evolutions, by J. M. S. Chesshir, M. D., Peabody, Kansas	419
Aurum Arsenicum	6
Aurum Sulphuricum	42

B

Babies, Three Hundred Wanted	36
Barium Sulphuricum	37
Baryta Muriatica	1
Bedside Experience	143
Bok-Softhead, Mr. Eddie	94
Books in Press, New	143
Broth, No Nourishment in	108

BOOK REVIEWS—

A Manual of Practical Obstetrics	246
Clinical Medicine, Treatment, A Text Book	281
Diseases of Children	381
Diseases of the Nervous System	282
Elements of Homeopathic Theory, Materia Medica, Practice and Pharmacy; What to Do for the Stomach; Therapeu- tics of Vibration; Manual and Clinical	30
Lesser Writings of C. M. F. von Boenninghausen	353
Radium as an Internal Remedy	353
Translation of Rademacher's "Universal and Organ Rem- edies"	282
Whooping Cough Cured With Cajeputin	353

C

Case Records, and Their Use, by Julia C. Loos, M. D., Harris- burg, Pa.	397
Christmas With the Crocuses	13
Correction, To the Editor of The Critique	18
Change of Spine and Proper Medication	35
Cases, Two	51
Case	52
"Case, A Repertory"	54
Calcarea Iodata	73
Characteristics for Repertory Study	113
Critique, To the Editor of	129
Change of Address, Dr. A. H. Guinness	135
Cactus Gandiflorus	144
Conium	229
Child-bed Fever and Its Treatment, by R. del Mas, Ph. D., M. D., Centreville, Minn.	403
Clinical Cases from the Note Book	223
Cystitis in the Female, Acute	286
Cordial, Hagee's	323
Cases, Two	337
Clinical Verifications	338
Clinical Cases	340
Christian Science, Reply to President Enos' Address	378

D

"Discussions"	93
Digestive Apparatus, New Method of Testing	107
Diseases, Infectious	143
Dysmenorrhoea, The Varieties of	323
Drugs, Material Elements Eliminated by Potentization	333
Diagnosis Under Artificial Light, Its Difficulties, and a Solu- tion of the Problem	346
Dyscrasia, A Neutralization	394

E

Erysipelas; Pneumonia; Uterine Prolapse	21
Ethol	394
Eating Too Much and Too Often	432

EDITORIALS—

A, I, H Items	240, 275
Business Proposition	208
Death of Dr. Frank Kraft	276
Delinquent Subscribers, Please Take Notice.....	131
Denver Doctors Dine a Distinguished Member of A. I. H....	169
Denver "Scientists" to the Rescue	278
Doctor and the Automobile	167
From the Vigor, Etc.	332
Good Start, A	167
Hahnemannian Society Meeting at Chicago	277
Homeopathy, A Stand for	100
Homeopathic Physicians as Insurance Examiners.....	133
Homeopathy, What Is the Matter With	209
I Am Informed, Etc.	425
I Am Most Profoundly Pleased, Etc.	314
I Am Printing, Etc.	351
I must Again Call Attention, Etc. M.	424
I Take Great Pleasure, Etc., M.	425
Inasmuch as I Am Printing	333
Is It Possible?	170
Kansas City in June	132
Kansas City Meeting	98
Kansas City, Not Oklahoma City	63
Kansas City "Press" Committee	166
Oklahoma, How About?	27
Oklahoma Will Be There	99
Progress Gets Peevish	333
Stable Cleaning Business	28
The Post	333
Those Who Attend, Etc.	384
Twenty-third Annual Meeting	350
What Are We Doing?	64
F	
Fail to Find We	135
Ferrum Iodatum	109
G	
Gastralgia, A Valuable Therapeutic Agent	252
Gastro-Intestinal, The Medical Rea's	251
Grippal Neuroses, Winter Coughs	106
Grippe, Convalescence	179
Grippe, Coughs Following	72
Grippe, Homeopathic Treatment of	151
Grippe, La	83
H	
"Hahnemann, Old"	375
High Potencies, Do Not Work for Some, Why?.....	195
Homeopathic, A Few Tricks	124
Homeopathic Medical Association, Southern.....	311
Homeopathic Physicians of Colorado, To the.....	312
Homeopathic Prescription, Basis of	361
Homeopathic Remedy Better Than Best Hopes from Surgery....	203
Homeopathy, How Antwine Laroux Became Converted.....	23
Homeopathy, Philosophy of, Part 1 and 2.....	371, 413
Honors for Dr. Gaines J. Jones	92
Hospital Metropolitan	106
I	
Illustration, A Repertory	89
Incident Closed	90
Infinitesimally Small, The Might of	62
K	
Kali Muriatricum	145
Kalmia Case	124
Kent's and Other Repertories	325
Kraft, Frank, M. D., Clippings	307
Kraft Has Changed His Dress	135
L	
Lecithin (ova)	263
M	
Magnesia Phosphorica, Materia Medica Verifications	19
Materia Medica, A Scientific	260

MAY 13 1909

73904

Materia Medica, Rambling Notes	223
Meatox	35
Meatox, Information on	179
Midus II and His Barber	119
Migrane, The First Symptoms of	287
Morphia or Opium, Instead of	179

N

Natrum Arsenicatum	181
Natrum Muriaticum	20
Natrum Silicatum	217
Neurasthenia	72
New Books in Press	431

O

Obituary of Dr. Joseph A. Biegler	45
Ocean Blue, One Day On	46
Oklahoma Matters	376

P

Patient, Convalescent, The	324
Periodical Nervous Headache, The Borderland of Disease, Bridge the Gap	215
Personals, Short and Snappy Articles.....	31, 66, 101, 136, 173, 211, 247, 283, 316, 354, 388
Pharmacological Insurance	431
Phosphorous Family, The Reunion of	265
Physicians vs. Surgeons	55
"Picked It UP," Just	374
Pneumonia	161
Practice, Wanted	323
Practitioner, The General, and His Insane Patients	135
Pregnancy, The Blood Dyscrasias	359
Prostate of the Adenoma, In Enlarged	286
Puerperal Fever, Relation of Homeopathy to.....	297

R

Radium as an Internal Remedy	323
Record, A Good	35
Rheumatism Due to Grip	143
Rhus Radicans Case	124

S

Sanitarium, A Visit' to a	188
Sectarian Dogma, The Elimination	96
Sexual Depravity Often Due to the Diseased Prostate.....	286
Squirring from Medical Century	61
Sulphur	18
Sulphur Iodatum	253

T

Tobacco Habit Cure Which Cures	394
Tonic, A Useful	72
Tonics and the Climacteric	431
Tonsils, Hypertrophied, and Adenoid Vegetations; Treatment from the Standpoint of the Rational Hahnemannian Therapist	304
The Chronic Miasms, Sycosis, By J. Henry Allen, M. D.	430
The Clinic Repertory, by W. P. Shedd, M. D.	430
Typhoid Fever, A New Dietetic and Injection Method of Treating	395
Typhoid Fever, abdominal Application in'	359
Typhoid Fever, After	394
Tuberculosis, Common Sense Treatment.....	366

U

Ulcers in the Stomach	301
Urethral Inflammation	143
Urine, Frequent Desire	286
Urine in Children, Nocturnal Incontinence	286

W

Whooping Cough Cured with Coqueluchin	323
Win Out, Another	92
Will Some One Please Get Busy	273

Z

Zincum Phosphoricum	289
---------------------------	-----

VOL.
XV

ORIGINAL ARTICLES

No.
1

Denver, Colorado, January 1st, 1908

Entered at Denver Postoffice as Second-Class Matter.

BARYTA MURIATICA.

By James Tyler Kent, M.D., Professor Materia Medica Hohnemann Medical College and Hospital, Chicago.

This is one of our deep acting constitutional remedies and one much neglected. It was much used by the earlier men in our school with great effect. In mental weakness, insanity, enlarged glands and sexual excitement we have a group of symptoms hard to cure without baryta muriatica. Add to this profound increasing muscular weakness and we must have this remedy sometime during the case or the cure will be slow. Its complaints are prominent in the *morning*, forenoon, afternoon, evening, *night* and after midnight. In the diseases most amenable to this remedy are the affections of the lymphatic glands and other glands. The patient desires the open air, yet the open air often increases the symptoms. Many cases of aneurism have been benefited by it. General physical anxiety is a strong feature. Complaints are worse ascending stairs such as dyspnoea, palpitation and weakness. Dread of bathing, like *sulphur*. The symptoms are often worse in cold air and from becoming cold. The convulsive tendency is a very important feature; convulsions with headache, deafness, vomiting and burning in the stomach; convulsions with full consciousness with electric shocks; clonic spasms. It has cured most stubborn cases of epilepsy. Distension of the blood vessels; emaciation; fainting spells. Complaints worse in fall and spring. Formication all over the body. Sensation of internal fulness. Bleeding from mucous membranes and from ulcers. Heaviness externally and internally as from great weakness and relaxation. Induration of glands; inflammation and swelling of glands. Extreme lassitude, compelled to lie down. Symptoms come before and during menses. Some symp-

toms are better from motion; bruised feeling internally; burning in many parts; cutting pains in internal parts; digging pains are not uncommon; gnawing in external parts. Painless symptoms predominant and pain is the exception. Convulsive jerking in the limbs; stitching in glands and along nerves; downward tearing as if in the muscles; one-sided paralysis; left side. Many parts are tender to pressure. Pulsation in abdomen and limbs. Pulse fast, 120; full, hard, small. Rising up brings on many symptoms. *Electric shocks with convulsions.* Complaints left-sided—worse while sitting; must lie down. Symptoms come on during sleep—worse while standing. Painful swelling of glands. Dropsical swelling after scarlet fever; tension, trembling, twitching; weakness in whole body, can hardly move a limb; while walking; general muscular weakness; paralytic weakness; weariness. Complaints and symptoms grow worse in wet weather. It is the natural complement of conium in glandular affections and it is very similar, but much deeper acting.

Easily angered. Anxiety in the evening; about the future; with nausea; retching and pressure in the stomach. It is useful in children who are slow to learn or understand; children do not desire to play like other children. Concentration impossible. The locality around him seems strange, transformed; timid and cowardly; delusion that he walks on his knees. Dullness of mind. Thinks she is going to die. Fear: of evil; of men; foolish behavior; idiocy; imbecility, indifference, insanity; erotic insanity. Insanity where the sexual excitement becomes strong. Irresolution. Irritable in the evening. *Mania in every form when sexual desire is increased;* nymphomania. Sadness in the morning; sits in silence. Children sit in the corner and give confused answers. Easily startled; suspicious; indisposed to talk; talks in sleep; unconsciousness; fainting; vertigo when walking; things turn around.

The scalp feels constricted. It is a remedy of great usefulness in eruptions of the scalp. Thick, offensive crusts; eczema of the whole top of the head, extending to sides and occiput; suppurating with copious pus. Crops of pimples. The head feels so heavy he cannot keep up; heaviness of forehead and occiput; sensation of looseness of the brain; a feeling of move-

ment in the head. Pain in the head in the morning on rising; afternoon, evening, worse in open air; from binding up the hair; after eating; while lying; on moving the eyes; from noise; from pressure; on stooping; while walking; in the forehead, occiput; sides of head, temples; boring in temples; bruises in head; burning in head; pressing in head and in forehead; outwards; stitching in forehead; occiput, sides of head, in temples; stunning pain in head; tearing in occiput, sides of head; shocks in head; ulcers on scalp.

Agglutination of the lids in the morning; discharge of mucus and pus from the eyes; inflammation of the eyes in scrofulous patients. Itching and smarting, pressing pain in eyes; paralysis of upper lids; photophobia; pupils dilated and immovable. Redness of the eyes; of the lids; veins injected; stiffness of the eyes; ulceration of the cornea; swollen lids; complaints of the eyes and head from exertion of vision, much like conium: dim vision with flickering.

Abscesses behind both ears; discharge from both ears; copious; offensive; like spoiled cheese; purulent; after scarlet fever. Eruptions on ears; recurrent inflammation of the ear; auditory canal; itching in the ear; noises in the ear on chewing and on swallowing; catarrh of the eustachian tube; buzzing, ringing and roaring; pain in both ears; deep in; worse in the right ear; pain in the ear with sore throat; worse lying on the painful side; better from cold drinks; drawing, stitching, tearing pain in ear; tearing behind ear; pulsation in ear; tingling of the ears; twitching; hearing impaired, finally lost.

Catarrh of the nose with copious, thick, yellow discharge; coryza fluent with fever; dryness in the nose; epistaxis. Itching in the nose; the nose is obstructed; rawness in the nose. A red nodule on the side of the top of the nose; stitching pains in the nose. Frequent sneezing; sneezing in sleep without waking.

The face is red with fever, otherwise pale. Drawing and spasms of the face. Dryness of the lips. Enlarged and indurated submaxillary gland with otorrhœa; eruption on forehead and nose; crusty, pimples, expression is anxious and the face is hot. Inflammation of the right parotid gland after scarlet fever;

swelling of the glands of neck and jaw; very hard; right parotid; submaxillary. Tension of the face with nausea and diarrhæa.

Bleeding gums. Cracked tongue; white tongue. Dryness of the mouth in the morning, of the tongue; coated tongue; viscid mucus fills the mouth and covers the tongue; odor from mouth offensive; putrid; like from mercury. Burning in the mouth; the gums are sore. Paralysis of the tongue. Salivation with every paroxysm. Speech difficult. Swollen gums and palate. Taste is bitter; putrid, sour, sweetish; food tastes putrid. Ulceration of tongue. Looseness of the teeth with salivation; pulsating pain in the teeth. Compelled to sit up in bed; worse after midnight and after sleep; jerking; stitching, tearing.

Inflammation of the throat and tonsils; recurrent tonsilitis from taking cold; dryness in throat. Enlarged tonsils; elongation of the uvula with sore throat; viscid mucus in the throat; pain in the throat and ear, worse on right side, with salivation; worse on swallowing; burning in the throat. Suppuration of the tonsils. Swallowing very difficult. Swollen tonsils. Varicose veins in the throat. Swelling and induration of the cervical glands.

Appetite ravenous; wanting; aversion to food. Desires dry wheat bread. Distension of the stomach. A feeling of emptiness in the stomach. Eructations after eating; bitter; water.

Flushes of heat rise from the stomach to the head. Fullness and weight in the stomach after solid food; heartburn, hiccough. He can eat only the simplest foods, as digestion is slow and the stomach is feeble; inflammation of the stomach; loathing of food; nausea. Pain in the stomach; cramping; pressing after eating; sore; stitching. Retching. Tension. Thirst with dry tongue; during chill; extreme. Vomiting in the morning; with headache; incessant, bile, blood, mucus, watery, with purging and great anxiety.

Distension of the abdomen. Enlarged and hard liver and mesenteric glands. Flatulence; fullness; hard abdomen. Pain in abdomen in the morning, after eating, before stool, in hypochondria, burning, cramping, cutting, stitching in hypochondria and inguinal region. It has been of great benefit in abdominal aneurisms. Swollen liver; swollen inguinal glands after sup-

pressed gonorrhœa. Abdominal tension. Ulcers in the inguinal region.

Constipation; difficult stool; no desire for stool; stool hard and covered with mucus; generally painless. Diarrhœa which is also generally painless. Dysentery, bloody mucus; jelly-like stools; frequent; generally painless. Much offensive flatus. Hemorrhage from rectum and from intestines. External piles, protrude during urination; itching of the anus; involuntary stool; moisture about the anus; some pain in the rectum during stool; burning during and after stool; pressing pain; soreness; stitching; tenesmus. Paralysis of the rectum and of the sphincter ani. Stool bloody, jelly-like, hard, green, fetid, soft, thin, watery, white and hard; yellow and slimy; worms with stool.

Inflammation of the bladder. Retention of urine. Urging to urination; constant, frequent, ineffectual, violent. Urination difficult; frequent at night; frequent during perspiration; involuntary during the night. Gleety urethral discharge. It has cured chronic gonorrhœa. Pain in the urethra during urination. The urine is hot, copious, offensive, with whitish sediment; watery, yellow, with great stench.

Enlarged testes. Induration of testes; inflammation of testes from suppressed gonorrhœa; seminal emissions; sexual passion greatly increased; swollen testes. Atrophy of the ovaries and her desire is increased, even violent. Induration of the ovaries. Leucorrhœa. Menses copious, too often, painful. Pain in the uterus. Sterility.

Catarrh of the larynx and trachea; irritation in larynx and trachea; tickling in the larynx. Voice is hoarse, husky and weak. Respiration is fast, anxious, asthmatic, deep, difficult, with cough, and she must sit up; rattling, short.

Cough in daytime, morning, evening, night, before midnight; asthmatic, dry, *chronic dry cough of scrofulous children*; from irritation in larynx and trachea; rattling, whooping cough. Expectoration in the morning; mucous: copious; muco-purulent expectoration from bronchial tubes; yellow. It has cured phthisical conditions of the chest with herpetic eruptions and indurated testes. Marked palpitation. It has been a very useful remedy in spinal curvature.

Cold hands and feet; cramps in the toes; drawing up the limbs ameliorates. Eruptions on the limbs; pimples. Hot hands. Heaviness of the whole body, must lie down. Itching of the limbs; the thighs. Painless jerking of the arms at night. Violent periodical jerking of the limbs with convulsions. Lassitude; numbness of the fingers. Pain in the upper limbs and thighs. Paralysis of the left side; paralysis of the lower limbs. Perspiration of the feet; suppressed foot sweat. Pulsation of the shoulder. Swelling of the hands, lower limbs, knees, feet. Tension in knees. Trembling of the limbs. Twitching of the upper limbs, thighs, feet. Ulcers on the legs. Weakness of the limbs.

Dreams: amorous, anxious, frightful, of misfortune, pleasant, vivid. Restless sleep; sleepiness; afternoon, evening, after dinner; sleepless before midnight; frequent waking.

Coldness in the morning; evening; in bed; chilliness; external chill; shaking chills every third day. Fever in the evening and during the night; burning heat; heat with chilliness; dry heat all day; dry heat during the night.

Dryness, biting and burning in skin; cold skin; eruptions; eczema; herpes all over body; pimples; scabs; yellow scales; stinging; urticaria; erysipelas, formication, horripilation. Inflammation of skin. Itching. Swelling and tension. Whole body covered with small ulcers. Unhealthy skin. Burning ulcers.

92 State Street, Chicago, Ill

AURUM ARSENICUM.

By **E. R. McIntyer, B. S., M. D.**

Doctor Kent handed me his article on this remedy with a request that I discuss everything he writes along the same lines that was published in the September CRITIQUE on his proving of aluminum phosphorica; while this would be a rather formidable undertaking, I will try to discuss this remedy, and probably others, according to what I think the symptoms teach.

A study of the proving of aurum arsenicum, as given in the

September CRITIQUE, can hardly fail to impress one with its wonderful power to strike down the vital forces of the entire human economy; we see this one thread running all through the picture. When an agent produces such profound disturbance in the vital forces, it points to the sympathetic nervous system; since it is this system which presides over every function and organ concerned in nutrition.

This system, like the cerebro-spinal, has its dominating center. The functional relations of the solar plexus and semilunar ganglia to the whole sympathetic system is similar to that of the cerebellum to the cerebro-spinal system. An injury to any part of the cerebro-spinal system can only be recognized by the patient when the impulses reaches the cerebrum. So a disturbance in any division of the sympathetic is reflected to the solar plexus, which has been aptly termed "The abdominal brain." Since fibres connect this abdominal brain with every organ, vessel (whether blood or lymphatic), gland, and nutritive function, excretion and reproduction, it is natural that any agent capable of causing discordant action in any perypheral portion of this system must cause incoördination in the rhythm of the solar plexus; in other words, an irritation in any organ will be reflected to the abdominal brain, there to be reorganized and sent to all other parts and organs.

On the other hand, it is evident that any agent that strikes down the vital powers in the entire economy, as does the one under discussion, must begin with the solar plexus or abdominal brain, the same as anything that paralyzes the entire cerebro-spinal system must be located in the brain. The sympathetic is the nerve of rhythmical action, not controlled by mental desires or physical labor.

When we know that the hepatic plexus receives its sympathetic fibres from the coeliac plexus, which is a direct continuation of the great solar plexus, we are prepared to trace many hepatic symptoms to some discord in the rhythm of the latter. The liver is peculiar in many respects, not the least of which is its nerve supply. The hepatic plexus contains fibres from the coeliac plexus (sympathetic), both vagi (cranial) and phrenic (spinal) from the third, fourth and fifth cervical nerves. This

three-fold nerve supply of the liver not only tells us of the great importance of the organ, but serves to explain many disorders in distant parts which frequently accompany diseased liver.

Let us not forget this peculiar nerve supply is also a wise provision of nature for the preservation of a nicely balanced function in the organ itself, as well as a source of much trouble when the balance of power, so to speak, is thrown on any one of these different nerve sources.

As we study this proving we read "enlarged liver; hardening of the liver; atrophy of the liver." These three symptoms are given here in the order in which we would expect them to appear. The drug disturbs the rhythm in the abdominal brain, and this incoördinate action is sent over the vasomotor fibres in the hepatic plexus, where it disturbs the tone of the hepatic arteries, and they become dilated and filled with blood; the liver is congested and naturally "enlarged." This congestion being continued results in the proliferation of connective tissue which undergoes a kind of semi-organization and takes on greater density, and it is "hardened." Finally this connective tissue contracts the same as does redundant connective tissue in other parts. As this contraction proceeds it squeezes the life out of those liver cells within its meshes, and the organ "atrophies."

Having in mind what has been said of this gland and remembering that the lymphatic glands are supplied by sympathetic nerves, the reader can readily see why "the glands are swollen; ulceration of glands, with marked induration; in cancerous conditions." Rhythm is the first law of all organic life; rhythmical action in the animal body is the result of normal function of the sympathetic nervous system, while the cerebro-spinal system tends to disturb rhythm. When glandular rhythm is normal, glandular function is normal and lymphatic circulation is normal; but when rhythm in the gland is disturbed the glands are filled with lymph, which soon loses its liquid and the gland becomes clogged with waste products, and products of an incompleted metabolism, with resulting faulty nutrition that is in direct ratio to the inability of the gland to remove the little corpses of the dead material.

The allopath is not ignorant of these facts, but lacks the

proper training to enable him to make a practical application of them in the treatment of his patients, and since he knows of no better mode of procedure, he cuts the inoffensive glands in the belief that thus he can cure the patient. But can he? If so, we are reduced to a position in which we have an effect without a cause. Cure means removal of the cause; in this case the cause is incoördinate action of the nerve supply of the glands.

Then we read "inflammation and congestion in many parts; in mucous membranes, bones, glands, peritoneum, serous membranes." We are not told whether this inflammatory action is acute, and indeed we do not need telling if we read the whole story: such conditions as are brought about by this drug as given in this picture are always of a low grade chronic character. It would indeed be a novelty to see an active, acute condition in such a case as is here described.

The germiphobist would teach that this is the result of infection by some form of germs, but he fails to tell us how the germs reached the tissues involved, especially the internal tissues. It is well known that healthy human blood and lymph kill disease-germs at once when they come in contact with them; inflammation in any part is always preceded by congestion. This differs in no particular in glands. Congestion is a result of disturbance in the vasomotor nerves of the part, which permits loss of tone in the vessel walls with consequent undue afflux of blood to that part. When this passes to a condition in which a new product is formed, we call it inflammation; but there can be no living disease germs in this blood so long as it is normal and continues to circulate normally. But change its constituent elements or obstruct its onward flow, and it becomes a suitable soil for the generation and growth of germs. And we *may find* living germs in it *as a result, but not a cause of the inflammation.*

This may all seem foreign to the subject under discussion, but how else shall we really know the action of our remedies except by some knowledge of anatomy, physiology and pathology? By pathology I do not mean morbid anatomy, but morbid physiology. It is of but little use to see a group of symptoms unless we know something of their meaning.

Tracing the glandular troubles still further, we read "discharge of mucous and pus from the eyes and the lids are stuck together in the morning with yellow pus; granular lids, the lashes fall out; inflammation of the eyes, catarrhal, serofulous, of the cornea, of the iris, from syphilis." These eye symptoms are no more or less than what we would expect to find when we remember the meibomian glands which are so thickly strewn over the inner surface of the lids just beneath the conjunctiva, and that they, like other glands, are controlled by the sympathetic nerves. the fetid, offensive, thick, yellow discharge from the ear with mastoid caries, point to the same incoördination in the sympathetic system.

Knowing that the eye receives its sympathetic fibres from the cavernous plexus through the lenticular ganglion, and that the cavernous plexus is derived, with the carotid plexus, from the superior cervical ganglion, thus completing a direct route from the solar plexus over the splanchnics; and that the carotid and cavernous plexuses control the circulation in the brain, we are not surprised when we read "hyperaemia, fullness and heat of head from mental exertion; * * * pain in the head; * * * pulsations in head." With the circulation of the brain dominated by so much incoördination as we find in the whole system, we are looking for just such a changeable condition as we find both in the head and mental symptoms, and we should not be surprised to find the sleep unrefreshing and restless, with many unpleasant dreams.

"Motion aggravates in general." "Symptoms come on on going to sleep and during sleep." In order to understand the significance of these symptoms we must remember that sleep is a state in which all volition ceases and only involuntary motions continue; that is, a condition in which the entire labor of living is thrown upon the sympathetic nervous system. During waking hours this system and the cerebro-spinal divide the work of the body, so to speak, there is a certain interdependence between the two. But in sleep the sympathetic takes up the work independently. During sleep there is a normal relaxation of all parts; the mental faculties are in abeyance and vitality is normally low. Now add to this normal lowering of vital force that

of a pathological condition, *which itself causes reduction of vital forces*, and it is not difficult to see why there is aggravation when first falling asleep or during sleep; neither should we be surprised to read "the body emaciates; complaints come on after slight exertion and after cold drinks," when we remember that the sympathetic system controls every function of nutrition and development, and that it is so crippled as to render it unable to maintain normal rhythmical action in the body. The last part of this symptom, "worse from cold drinks," points to the same condition as does the aggravation in cold, wet weather. It tends to further unbalance the circulation which is already much disturbed; but the key to the whole picture is "the symptoms resemble persons much debilitated by sexual excesses and vices." In a person of this kind it is common to find the glandular troubles and all the other symptoms in the proving.

Returning to the great solar plexus and seimlunar ganglia, we find that the original disturbance has been sent out over the superior mesenteric, aortic and inferior mesenteric plexuses to Auerbach's plexuses, which control intestinal peristalsis, causing discordant action resulting in the "pain in abdomen; night; colic; cramping, cutting, stitching;" this is spasm of the bowel. When this incoördinate action reaches the Bilioth-Meisner plexuses the secretions become irregular or defective, and fermentation takes place, with "rumbling in abdomen." The same irregularity in quality or quantity or both, of intestinal secretions, with incoördinate action in the intestinal walls, accounts for the "constipation, alternating with diarrhœa," and "offensive flatus."

When these viciated secretions pass over the mucous membrane with the stool, they very naturally cause irritation of the sensitive sacral nerves causing "burning pain in anus with diarrhœa; during and after stool." The pain will so influence the spinal nerves supplying the sphincters as to throw them into a state of incoördinate activity with the resulting "urging in the rectum."

The irritation travels from the aortic and mesenteric plexuses over the hypogastric to the cystic plexus, where it sets up all kinds of irregular and incoördinate actions in the bladder.

Remembering that the sexual organs receive their nerve supply from plexuses derived from the pelvic plexus, we find an explanation for the "induration of testes and hydrocele; inflammation of glans penis; sore pain in testes; ulcers on penis." "Leucorrhœa; inflammation of ovaries and uterus" and all the other sexual irregularities found in the proving.

In a word, this is the only possible explanation for the general changeableness and irregularity of the symptoms of the whole patient. In this respect this remedy resembles aluminum phosphorica, ignatia and many others, from which it might not be unprofitable to differentiate by comparisons. This should be done with a view, not of simply showing similarities, but rather points of difference. But this is not the province of this paper. It may be the business of one to give the facts of another to interpret them, and still another to differentiate each from all others. Thus we may get a picture of each remedy that will not readily fade from the mind.

70 State Street, Chicago, Ill.


MERCURIALIS PERENNIS is dog's mercury; *bellis perennis* is the common daisy.

MEDUSA—This remedy has a marked action on the lacteal glands; "the secretion of milk was established after lack of it in all previous confinement," says Doctor Boericke's *materia medica* with repertory. This is the common jelly fish.

APIUM GRAVEOLENS is indicated in obstinate retention of urine, accompanied by headache which is better from eating; intense constriction over the sternum; burning, creeping sensation of the skin; profuse discharge from granulating ulcers. This is the common celery.



SPECIAL ARTICLE



CHRISTMAS WITH THE CROCUSES.

By E. F. Gladwin, M. D.

Mr. and Mrs. Crocus made up their minds to have a special Christmas celebration. Mr. and Mrs. Crocus are such changeable people and so quickly repent their decisions, it is a marvel that their Christmas celebration ever materialized. When planning the entertainment, Mr. Crocus took paper and pencil to write down the suggestions, but couldn't do it because he had already forgotten what they were. Then he became much depressed, was sure he was no longer fit for business and believed he was going to die. Mrs. Crocus became very angry with him, but just as she was on the point of giving him a good scolding for his nonsense, her anger suddenly departed. When she discovered that she wasn't angry with him, she became furious with herself for being such a weak creature that she couldn't hold her anger.

The Crocus children were affectionate and happy little ones, full of frolic and laughter, but with it all, they had quick tempers and you could never tell at what minute they would fly out in a passion.

Mr. and Mrs. Crocus decided not to have a Christmas tree because they changed their minds so frequently, it would take altogether too much time and money to select the presents. When the little Crocuses heard there was to be no Christmas tree, they were in the depths of woe and such a sorrowful, anxious little brood you never saw, but when their parents told them they might have a house party instead, their sorrow was turned to joy, and they jumped about, laughing, whistling, singing and trying to kiss everybody. They could hardly wait for Christmas eve to arrive, but finally it did come and with it came the guests. Grandfather Crocus was a war veteran. His old wound that had

healed all right in the years that had gone, had broken out afresh and was troubling him with painful suppuration. Grandfather Crocus isn't young any more. His knee gives way while standing; you can hear his knee joints crack as he stoops. The more he walks, the harder it is for him to do so. Col. Staphisagra, who had received a sword thrust in the engagement in which Grandfather Crocus had received his wound and who was now old and stiff and weak, was invited to keep him company.

A delightful program had been planned for the Christmas eve entertainment. The Crocuses themselves were bubbling over with merriment and were ready to lead in any fun.

Miss Arum-Triphyllum, who was invited to sing a solo, began in good faith, but soon her voice gave out and she was compelled to stop, but that made little difference, for with the first note, the Crocuses involuntarily joined in the song. They laughed and stopped, but just as Miss Arum-Triphyllum's voice gave out, they began again and the solo was finished as a merry chorus.

Miss Agaricus thought Miss Arum-Triphyllum very foolish to try and sing when she must know her voice would fail after the strain she had already given it in choir practice. She herself had refused to sing for that reason. After the singing was finished, Miss Cicuta entertained the company with a fancy dance, which was grotesque enough to have had its origin in the age of the aborigines. While watching Miss Cicuta, the Tarentula sisters could not keep their hands, feet and heads still, though music usually had a soothing effect on them. Before the dance was finished, they could control themselves no longer and sprang to their feet and began a wild dance of their own. Thereupon all the Crocuses and, in fact, all of the guests who could dance, jumped up and a general dance followed with music and laughter.

When all were tired of dancing, Veratrum proposed one of the old-fashioned kissing games. The Crocuses, who are as fond of kissing as they are of singing and dancing, agreed, but Miss Agaricus, who was very proper and hygienic, objected to promiscuous kissing. She said that kisses when they must be given should be given upon the hands only. It was finally agreed that the very proper might take and give their kisses upon the hands

if they wished, but the others might take theirs in the good old-fashioned way. The game began and all went well until some one forgot and gave Miss Anacardium a kiss upon the cheek, which so angered her that she swore a big round oath to the horror of everybody, and the game suddenly ceased.

At this point Mrs. Crocus, whose own thirst for a cold refreshing drink reminded her of refreshments, came bringing them in and the young people seated themselves about the fire on the hearth, prepared to enjoy what was given them. They had hardly commenced, when Belladonna saw or thought he saw a ghost in the fire. No one else saw it, but when a lot of people sit before the fire and begin to talk of ghosts, all have their own stories to tell. When some one asked when ghosts usually made their appearance, Arsenicum said they came anytime, day or night. Dulcamara and Zincum thought they came only when you first wake up, but Lachesis, Sulphur, Calcaria and Bryonia agreed with Arsenicum and said specters would appear at any time if you would just close your eyes. Aurum insisted that they were always hovering in the air, Pulsatilla and Arnica were sure they never came excepting in dreams. Crotalus Cascavella then began to tell about a death ghost that he once saw: it looked like a great black skeleton, but Mrs. Crocus feeling sleepy herself and seeing that eating and drinking was finished and that conversation had taken a wrong turn, sent them all off to bed.

They went to bed, but not to sleep. Lachesis, Nux-Vomica, Pulsatilla and Sulphur were so full of excitement that their thoughts kept them awake and when Pulsatilla and Sulphur did finally wander off into dreamland, it was to dream of ghosts. Lachesis kept waking out of her first sleep with the idea that she was suffocating. When at last all were sleeping peacefully, something awakened them. They started up wondering if it were the angel choir for Christmas morning or only mummers, but when they were wide enough awake to find out where the music did come from they discovered the Crocuses singing in their sleep and Belladonna and Phos. Acid, also sound asleep, were helping them. Arsenicum occupied the bed with Sulphur, but Sulphur kicked the covers all off and Arsenicum felt as if

he were frozen. He was restless himself, so when he couldn't endure it any longer, he got up and sat in a chair awhile. Finding that didn't improve matters, he crawled into bed with Nux Vomica, who he found snugly tucked in. Arsenicum was so restless that he soon had Nux Vomica all untucked. Thereupon, Nux Vomica berated him soundly, telling him because he couldn't sleep himself was no reason for keeping every one else awake, so Arsenicum went and sat in the chair again and when tired of that went back to bed with Sulphur.

The next morning, it was difficult to get every one up for breakfast. Nux Vomica and Sulphur insisted upon turning over and having another nap. Pulsatilla was so tired on waking that she felt as though she hadn't slept at all, but she knew that the longer she lay the more tired she would be, so arose at once. When all at last were up the pleasure of the day was nearly spoiled by the sickness of the oldest Crocus boy. He complained of acute tearing pains in the right eye-ball. It came suddenly and just as suddenly the eye became blind. The loss of vision began at the center and spread rapidly until all light was shut out. The pupil was widely dilated and he had the sensation of cold air blowing across the eyes. It had been planned that after breakfast all should go to the woods for Christmas greens for decorations, but all were so sorry for the blind Crocus that they offered to remain with him. The blind Crocus said no, he would stay and listen to Col. Staphisagra and Grandfather Crocus talk of old times and the rest should go on without him.

At last all were off to the woods and Mrs. Crocus hurried around trying to put the house in order before their return. Before she had half finished her task, she glanced out of the window and saw one of her daughters running for home as fast as her feet would carry her. The child rushed into the room and fell in a dead faint at her mother's feet. After resuscitation, she went off into hysterics. Mrs. Crocus couldn't imagine what had happened. At first she kissed the girl and petted her, then shook and scolded her and at last had her calmed enough to answer questions. The child then imparted to her mother the terrible news that she had swallowed a frog. She didn't know when she had done it, but she could feel it jumping in her stom-

ach. For a moment Mrs. Crocus was furious that such a great fuss had been made over nothing, then she became sorrowful, because another member of the family must be troubled with the sensation of something hopping about almost anywhere inside of her. She hadn't time to grieve long for all the company soon came trooping home with the Christmas greens. Agaricus and the Crocuses, who had already frosted their feet and had chilblains were complaining of having tingling toes.

After the rooms had been decorated, the Crocus boys, who always liked being out in the open air, proposed a game of football. I do not know enough about the game to describe it, but all went well until it came time for them to pile themselves up on top of the ball. When they emerged from that pile, Platinum, Belladonnum and the Crocus boys were suffering from epistaxis. Platinum's blood was dark and coagulated. Belladonnum's was bright red and hot, but the blood of the Crocus boys spun down in dark strings. The Crocus boys laughed and pretended not to mind it, but in spite of pretense a cold perspiration came out in large drops upon their foreheads and they fainted. While Mrs. Crocus was trying to put the boys back into normal condition, she noticed that her own boys kept up a continual scratching, now here, now there, as though they itched all over, so she loosened their clothes to investigate. What was her surprise to find the whole body covered with scarlet redness. Quick decision was Mrs. Crocus's strong point, even if she was obliged to change it immediately, so she ordered her own to bed and sent her husband home with the guests and 'phoned for the doctor, hoping that their Christmas frolic had not started an epidemic of scarlet fever in the town.

1708-10 Chestnut St., Philadelphia Pa.

AVENA SATIVA is the common oat and is a good remedy to think of in the cases of sleeplessness of alcoholics. Dose, two to twenty drops of the tincture.



EVERY DAY PRACTICE



Peculiar and Unusual Cases Wanted

CORRECTION:—Dr. Sparhawk writes us calling attention to the following errors in his “Repertory Case,” printed in December issue of *THE CRITIQUE*: At the bottom of page 460 “worse sitting up” should be “better sitting up;” also at the top of page 462 the same error occurs.—Editor.

* * * *

EDITOR CRITIQUE:—“A Repertory Case,” by Dr. S. H. Sparhawk is interesting, as published in this month’s issue of *THE CRITIQUE*. Hyosciamus evidently cured the case even though *it was not the similimum*. Taking Roger (1905) as authority, as Dr. Sparhawk did, we find phosphorus as having 17 marks covering all seven symptoms. The doctor will most likely have to follow up the treatment with phosphorus. But, anyhow, the case illustrates the effectiveness of our well-indicated remedies, even if we do not cover all the symptoms exactly.

Yours for homeopathy,

DR. S. STAADS.

Sioux City, Ia., Dec. 11, 1907.

* * * *

SULPHUR:— Parents brought baby A. to me five weeks ago because he was so blue, his nails continually and his body during any exertion. He is now six months old. Upon examination I found what you would expect—a patulous formean ovale, but in addition I found the heart somewhat elongated and enlarged and the apex striking the chest wall a little outside the right nipple line. I found no dullness in the right hypochondrium to correspond with normal liver region, but found a similar dull area in left side.

Symptoms: *Emaciation*, BLUENESS OF BODY, labored breathing, ACRID STOOLS. October 21st, R, sulphur, 30th, one powder Baby improved at once and continued until about November 15th. On November 19th R, sulphur, 200th, one powder.

Baby is again improving. He is not so blue and is gaining flesh; he is also playful and happy.—*V. A. Hutton, M.D., Florence, Colo.*

* * * *

MATERIA MEDICA VERIFICATIONS:—In a case of mild catarrhal gastritis the result of dietary indiscretion, *nux vomica* failing, the following symptoms yielded promptly to three doses of *nux moschata*, 1000 (B. & T.), given at intervals of two hours. *Great drowsiness* and hebetude; full feeling in the stomach with slight nausea; tongue slightly coated, brownish; face dusky red. *Mouth dry. Little thirst and no desire to drink.* Temperature, 100.8; pulse, 90, soft. Patient almost constantly dozing.

* * * *

MAGNESIA PHOSPHORICA:—*W. S.*, age, 3 months. Bottle-fed. Pertussis.

Green stools, food too rich in proteids; cough dry, *spasmodic*, worse at night; worse after midnight; better in the open air; during the cough; face very red; rattling respiration, best heard posteriorly at the bases.

August 5th, 1907: Modified milk formula, suitable to infants' age, prescribed, and *magnesia phosphorica*, 6x, every 3 hours.

August 8th:—Stools somewhat better, also cough; rattling some better. \mathcal{R} continued and followed by cure within two weeks.

* * * *

M. G., age, 5 1-2 years. *Spasmodic*, dry cough, worse at night; *better in the open air*; hardly coughs at all. *Magnesia phosphorica*, 10 m. (Sk.), one dose, cured within one week.

These two cases serve as a good illustration of the efficiency of the law of similars, correctly applied, and of the secondary importance of the potency question, as such. In the first case, that of whooping cough, the response was immediate and the cure prompt. In the second case, a simple bronchitis of the larger tubes, the cure with the single dose of the high potency was equally as striking and more artistic, if such a term may be applied.—*R. F. Rabe, M. D., 616 Madison, Ave., New York City.*

NATRUM MURIATICUM:—On the first of December, 1906, a letter requesting something for relief of headache, was received from Miss R. H., who had been suffering for ten days, the pain apparently reaching most intensity the day previous. She described it, beginning about 10 a. m., daily and improving in the evening. On stooping, the pain darted quickly through the entire left side of head, to which part the pain was confined. Also on stooping was sensation of blood rushing up left side of neck. Stooping, after it had ceased in evening, occasioned return of pain. Noise produced sensation of bursting in vertex. After severe pain abated, a soreness to touch remained in temple and behind left ear. Relief was obtained by reclining and wrapping the head or applying heat until the head was thoroughly warmed, when sleep was possible and pain ceased only to return on rising from bed.

Kent's Repertory supplied the following lists;—all in the section on **head**, under the general rubric **pain**:—

10 a. m. **apis**, **BOR.**, **cimic.**, **gels.**, **NAT-MUR.**, **thuj.**;

daily at same hour: **gels.**, **cimic.**;

ameliorated in evening: **nat-mur.**;

bursting: **apis**, **cimic.**, **NAT-MUR.**, **thuj.**;

cutting: **apis**, **nat-mur.**;

violent: **apis**, **nat-mur.**, **thuj.**;

aggravated noise: **bor.**;

aggravated stooping: **apis**, **bor.**, **gels.**, **nat-mur.**, **thuj.**;

ameliorated sleep, **gels.**;

ameliorated wrapping head: **apis**, **nat-mur.**;

ameliorated lying: **gels.**, **nat-mur.**;

left side: **nat-m.**, **thuj.**

Nat-mur., 20m., was sent to her. On January 29th she wrote for a bill declaring that her head had troubled her but slightly since receiving the medicine. Only once she had experienced any intense pain and then warming the head relieved it entirely.

On March 30th she required more medicine, complaining of three sieges of headache in four weeks after or during a term of busy time with a sick mother. The pains were again confined to the left side; on two occasions, beginning about five or six p. m., continuing until bed time. The third one began at noon and passed away at 5:30. A repetition of the medicine was followed

by the same happy result and the patient was one more grateful beneficiary of homeopathy. Shall we permit the allopaths to legislate it out of our states?—*Julia C. Loos, M. D., H. M., Harrisburg, Pa.*

* * * *

ERYSIPELAS.—*Baptisia.* Mrs. S. F. B., aged 47, passing through the climacteric. While being treated for a severe case of facial erysipelas, was taken with delirium and other typhoid symptoms. She was insane for several days. Had a sister who became insane under similar circumstances, and never recovered. This fact caused much alarm to all concerned.

During her delirium she raved about being double, about there being two of her in the bed, and complained in the most distressed manner about “the other one” pulling her arms and legs off! Even during comparatively lucid intervals she talked of this, and complained bitterly because she couldn’t seem to prevent dismemberment.

The administration of *baptisia* was followed promptly by a complete disappearance of all symptoms of delirium and insanity, and the patient made a perfect recovery.

* * * *

PNEUMONIA.—Mrs. M., aged 26, red hair and scrofulous diathesis, during a severe attack of pneumonia was threatened with typhoid complications, became delirious, evidenced many typhoid symptoms, which greatly alarmed the household and myself. And this especially because her uncle, a physician in the East, had assured the family that if she ever had pneumonia she would surely die of it.

The only markedly peculiar symptom elicited was, she was very much distressed because “they” were detaching her leg from her body at the hips. This peculiar symptom, together with other typhoid manifestations, pointed to *baptisia* as the remedy, and its administration was promptly followed by a total disappearance of all typhoid symptoms, and final perfect recovery took place.

It is bad practice to prescribe on one symptom alone, and I seldom do so; but the great value of this symptom of *baptisia* would cause me to give it any case where another remedy was not well indicated.

UTERINE PROLAPSE.—Miss G., age 24. Present symptoms, “crazy headache,” as she describes it, with intense nervousness. Headache begins in base of brain and spreads thence up over whole head. She said it seemed at times as if she would certainly lose her mind if the pain continued. Palpitation of heart, with occasional pain as if heart were pressed between two hard, flat surfaces.

She had been an unusually strong and healthy woman up to the time when, while menstruating, she had taken a long and very rough buggy ride about a year ago. She weighed at that time 160 pounds. She now weighs 130. She is tall, large and well formed. Had never previously been ill nor had menstrual trouble of any kind. Has now deep, wide, dark circles beneath the eyes. *Extremely* nervous; said “it seemed as if she must fly.” Had been under the care of old school physicians during the last seven months, and had worn rubber pessaries with no apparent relief. Dragging and pressing down in pelvic region.

Prescribed *lilium tigrinum*. Her report of the effects of the remedy was interesting. She said she “could feel it like lightning” going all through her, especially from heart to head. She had never felt anything like it before. She took four doses two hours apart, and she said she felt the same way after each dose, but the immediate effect of the later doses was less marked than the first.

In three days the nervousness and “crazy feeling” headache had all disappeared. She said she hardly knew herself, and her surprise and delight were apparent in every word and look. The results were certainly remarkable.


I have seen similar results from the action of this remedy in a number of cases of a similar character. The symptoms of head and heart were undoubtedly reflex. The heart is sound and well. There is pronounced prolapsus, but no inflammation, ulceration or organic change.

The patient reported September 10th that *all* her symptoms, except great nervousness, had entirely disappeared. She said there were no pelvic symptoms nor any headache, nor palpitation. She has had no medicine since her first visit. The dose was repeated on this, her last call.

In view of this and other cases, it again seems pertinent to ask: “What of therapeutic nihilism?” and “the science of therapeutics?”—*W. J. Hawkes, M.D., Los Angeles, Cal.*



CONTRIBUTED



HOW ANTWINE LEROUX BECAME CONVERTED TO HOMEOPATHY.

S. H. Sparhawk, M.D.

Ah 'spose yu Docteur want no sumting an' learn sumting *new* w'en yu hev w'at yu coll Convenshum once year, tu brag 'bout yusefs Ah dunno?

Ah tole ma ol' ooman—Phebe—Ah goin' tal yu som tam how Ah cam got holt dos leedle peel Docteur.

Ah leeve een one dos leedle back town enn Canadaw; an' firs' few year after Ah marre onto Phebe, we no hav' sum seekness.

Dere wus but one ol' Le Docteur on town; an' he one Allopat', an' he do loik dreenk hees leedle rum mos' all tam. He us'd com roun' see us 'bout once yeer an' say he mus' bleed us 'bout quart, an' den—wid good dose *physeec* all 'roun'; he say he gess we go an udder yeer all rat.

Ov corse Phebe, he hav' one two babee ev'y leedle wile; an' som tam de ol' Doc cum, an' som' tam no—don' mak' much deefrence, mos' he do wus tak' *good beeg dreenk rum*.

Woll, tam go 'long 'bout so teel our firs' boy—Alphonse—be 'bout feefteen yeer ol'; an' he took seek wun nite ver' sudden, beeg pain tak' heem on hees gut, an' w'en de ol' Docteur com' see heem, he say he 'spee *Mike Robe* wus got holt o' heem. Ah tell heem *Ah no b'leeve eet*, fur Alphonse be wun peesable boy; an' hev no trubble wid anny wun; but, he say he no bess an' want sum more Docteur com' see heem 'fore he go off de handle. So, Ah sen' git Le Docteur Bogle—new Le Docteur jus' com' on town. Woll, w'en he com', he put wun leedle glass dingus een hees mout' a minnit, an' w'en he tak eet out he say; BAH GOSH! yur boy got beeg fee-*ver*. Den he tak' de ol' Docteur een odder room an' shut door an' stay long tam, (tu talk polytik an' hoss trade, Ah s'pose), but, bimeby dey com' back an'

de ol' Doc say tu me: Antwine, yur boy be *tam seek*. He got *pen-ccc-tus*, an' he hev jis wan chance een t'ousand to git well onless yu hev hun-dollair oprashun.

Ah tell heem git off ma house RAT off, Ah want som' Docteur CURE ma boy, not *keel heem*. One ma nabor tol' me 'bout som' NEW Docteur com' on town, wot yu coll OSTERPAT, an' he say, HAV' HEEM. So AH go for heem, an' he com' on ma house an' feel Alphonse all 'roun'—punch heem een de rib an' een hees BACK-bone; an' he look wise loik wun hoot owl heem; an' w'en Ah tole heem odder Le Docteur say he hev pen-ccc-tus, he say: Antwine Leroux, dose man try mak' one beeg fool o' yu, an' scare hun' DOL-LAIR out yu. W'AT AIL DAT BOY? He lose wun leedle joint off hees BACK-bone, an' yu no fin' eet, he goin' die RAT off BIMEby. Ah tell heem af he lose eet, eet mus' be een *hees clos*; he *no been off de house*. Ah shak' out hees breeches—hees shirt—hees drawer, but Ah no see som' small bone drop out som'w'ere.

'Bout 'at tam ma fren' Monsieur Joe Gonyo com' 'long 'at way, an' stop on ma house an' say he hear ma boy ees seek, an' he ax wat ail heem? Ah tell heem SACRE BAH GOSH! Ah *do no*. Ah got tree Monsieur Le Docteur; TWO ov 'em say he hev' hun' dol-lair wort PEN-CEE-TUS; de odder say he lose hees BACK-bone sum. Monsieur Gonyo he put hees mout' on ma ear an' wheesper: "PACK TAM FOOL! da want yur hun' dol-LAIR. ANTWINE, yu sen' for MA Monsieur Le Docteur! He mak yur boy well een short tam. Eef he don' did eet, yu can jes use MA bowel for STRING ON DE FIDDLE. He ees one Hompat, AN' HE NOZE HEES BEES!" Woll, de boy tak' on orful. Phebe, he so tam scat he ball OUT loud, an' BAH GORGE Ah 'bout crazee MAself; but Ah telephone Monsieur Le Docteur Smit, Le Hompat, com' on ma house rat off queek! Een ver' short tam he walk on ma house, an' he say: "Ees dis Monsieur Antwine Leroux?" an' Ah say to heem, "Oui, Monsieur." Den he say: "Ah'm Le Docteur Smit. Wat fur yu call me on yur house?" Ah say tu heem, "Ah got one tam seek boy; an' ma fren' Monsieur Jo Gonyo tole me yu hees Le Docteur; an' he want me let yu cure ma boy putty soon Ah spoze?" Den he say: "Le Docteur's highest an' ONLY calling ees tu

mak seek people well; speedilee, gentlee and permanentlee, which ees called heeling. Let's see de boy." Woll, BAH gosh, dat soun' somting loik; an' Ah do hav' more hope o' ma boy alretty.

So, ah sho heem Alphonse, an' he look heem ovair ver' careful an' ver' mooch; ax heem lot long question; an' wen Alphonse tell heem jes' how he feel een hees gut, he tak out hees leedle book an' pencil an' rite down all Alphonse say tu heem.

He ask Alphonse how he git seek? He tell heem he hav' hees hairs cut yisterday, an' ride leedle ways after, an' he tak sum cold he tink, (he ALWAYS tak cold w'en he hav hees hairs cut), but he no feel ver' bad wen he go bed; but, in nite Phebe hear heem screem, an' wen he go tu heem he say he feel awful bad een hees gut, hees RAT side, on RAT side o' hees belly-button, he hav' beeg sharp pain loik steek sharp knife, en eet *cum queek* loik litnin, an' after two minit, *go queek* loik litnin; an' he no keep *still*; but keep hees hand an' hees feet on de jump all tam, but, he no put hees RAT leg down strate, for he say eet mak de sharp pain cum wors on hees gut. Le Docteur say: "Ah see yu lay on *rat* side dat pain yu so; wouldn't yu feel better on yur *left* side?" Butt Alphonse say: "Oh, no, ah feel *best* on RAT SIDE—*can't lay* on odder"; an' wen sumbody jes touch heem een hees gut or jar hees bed loik walk on floor, he screem out an' say: "Oh don't, yu'll keel me."

Ah watch Le Docteur Smit ver' close; an' notis wen Alphonse tell heem hees symptom, he mutter tu heesself under hees breth "Bellydowner," or sum such word. Ah ask Le Docteur Smit wen he git thru ritin, wat he tink ail Alphonse? He look me strate een de eye, an' he say: "Eet ees Alphonse *himself*—h-e-e-s wot yu coll "Vital Force" dat ees seek; *not* hees *pendix*; an' Ah theenk Ah can cure heem. When Alphonse ees well *heem*-self, hees *pendix* tak care *eet*-self *all rat!*"

Den Le Docteur tak out one leedle bottle from hees case, an' put few leedle sugar peels loik hay-seed on Alphonse tongue; an' put sum more in paper tu give heem eef he no git more ezee een couple hour; an' Ah thot tu MAself: "Dat looks loik putty small pertaters for so *seek a chap*"; but, Ah kep ma yaup to MA-self, an' jes watch for de *cure*.

Woll, BAH DE GRATE, JUMPIN' JERUSHA CRIMUS!
 Ah didn't hev tu watch long; fur it want two hour sense Alphonse tak' hees firs dose peels, fore hees pain go off, an' he drop sleep loik one leedle babee; an wen Le Docteur Smit cam nex mornin, he fine Alphonse so happy he jus *wan to kees heem*; an' Phebe he be so teekled he loff so loud as he ball las nite; an' een a few day Alphonse wus *heemsef* agin, an' hees pendix tak care o' *eet-self* all rat "at de old stand" tu dis day.

Woll, Monsieur Le Docteur; Ah tell yu sum long story, but, sens dat tam, now mos' forty year, Ah don' want sum odder Le Docteur dan Hompat. *He good 'nuf fer me.*

Ah now say good bye bon Docteur; an' God bless yu all. May yur leedle peel always work so well!

St. Johnsburg, Vt., Dec. 5, 1907.

HOW ABOUT OKLAHOMA CITY?—Some of our esteemed homeopathic exchanges are registering more or less gentle kicks against Oklahoma City as the place in which to hold the 1908 session of the American Institute of Homeopathy. Of course there are objections to this place, as there are to any other city the committee might select, but there are also certain advantages.

In the first place the institute will invade the mighty western empire now a-building, see what is being done, rub elbows with the empire builders and, let us hope, make a good impression on this new country, especially if the members go in a hearty and appreciative manner.

When the meetings are held in large cities, the press gives the Institute but scant notice, generally a few agate lines, set solid, and the members, unless they wear their badges, are swallowed up in the host of the Philistines who surge through the corridors of the hotel. There are but a few human corpuseles in the huge body politic and no one knows or cares for them. In Oklahoma it will be different. There the members, if we mistake not, will be, as it were, the guests of the whole city, and the press will see to it that they will be given full press notices. We understand that not only the local homeopaths, but the mayor of the city, the Chamber of Commerce and the various social organizations are all working to make the meeting a success.

Give Oklahoma a chance!—*Homeopathic Recorder.*

The Critique

Published by The Denver Journal Publishing Company.

JAMES WILLIAM MASTIN, M. D., MANAGING EDITOR
230-1-2 MAJESTIC BLDG., DENVER, COLO.

J. WYLIE ANDERSON, M. D., BUSINESS MANAGER
1-2 STEELE BLOCK, DENVER, COLO.

ASSOCIATE EDITORS:

JAMES TYLER KENT, M. D.,
92 State Street, Chicago, Ill.

L. CURTIS PHILLIPS, M. D.,
12 Palifax Street, Pensacola, Fla

RUDOLPH F. RABE, M. D.,
Hoboken, N. J.

CARRIE E NEWTON M. D.,
Brewer, Maine.

ROY C. FISHER, M. D.,
Kechi, Kansas.

A. H. GRIMMER, M. D.,
2908 Lake Park Ave., Chicago, Ill.

NORMA M. BALDWIN, M. D.,
Hagerman Bldg., Colo. Springs, Colo.

F. E. GLADWIN, M. D.,
1708 10 Chestnut St., Philadelphia, Pa.

JULIA C. LOOS, M. D.,
30 N. Second Street, Harrisburg, Pa.

NORMAN M. SMITH, M. D.,
3000 Hennepin Ave., Minneapolis, Minn

V. A. HUTTON, M. D.,
118 E. Second Street, Florence, Colo.

HARRIET HORNER, M. D.,
Castine, Maine.

ALBERT F. SWAN, M. D.,
Brighton, Colo.

SAMUEL S. SMYTHE, M. D.,
230-1-2 Majestic Bldg., Denver, Colo.

R. del MAS, M. D.,
Centreville, Minn.

J. E. HUFFMAN,
Healdsburg, Cal.

G. E. DIENST, M. D.,
Naperville, Ill.

W. J. HAWKES, M. D.,
4th and Broadway, Los Angeles, Cal.

Communications of a literary nature, books for review and exchanges should be addressed to the Managing Editor. Those relating to business matters, inquiries for advertising rates, space, etc., should be addressed to the Business Manager.

MATTERS FOR PUBLICATION, NOTICES OF CHANGE IN ADVERTISEMENTS SHOULD BE IN THE HANDS OF THE RESPECTIVE DEPARTMENTS BY THE 15TH OF THE MONTH PRECEDING DATE OF PUBLICATION TO INSURE ATTENTION. No attention whatever will be paid to communications unless accompanied by signature and address of the author. We would respectfully request that correspondents be particular to write upon but one side of the paper, write plainly, spell correctly, and bear in mind that there is such a thing as the proper use of capital letters and punctuation marks.

EDITORIAL COMMENT.

“HOW ABOUT OKLAHOMA?”—Under the foregoing caption the old reliable *Homeopathic Recorder* places itself on record as being favorable to “giving Oklahoma a chance.” I am glad to mention this as coming from such a sensible source, and when *Medical Century* gives a record of attendance of “Past Institute Meetings” and still another of our journals goes to the trouble of comparing the distance of Oklahoma from the center of population and finds that the latter has considerable advantage over other places which have housed and entertained the American Institute in recent and remote periods, I am inclined

to think that the forthcoming event will have a much larger attendance and prove more productive of progressive results than many which have had the benefit of occurring in "more centrally located cities."

The question of being able to get there with as little inconvenience as possible may cause some of the members to be somewhat cautious about making their plans thus early in the game, but if they will consult the nearest representative of the Rock Island system concerning the matter, I am in a position from a personal knowledge of the railroad situation, to say that this road has ample facilities to provide safe, sure and rapid transportation for all who may see fit to attend, and if no other line with this one exception were to solicit the business and every member were to take advantage of its hospitality, there is no question but what it would be able to provide everyone with the limit of luxury to be found in railroad equipment and safe conductment of trains, which make traveling a pleasure instead of otherwise.

The Rock Island has a way of doing business which convinces one that it carries out the contention "it goes everywhere" and to add to the importance of this wide-spread service it provides luxuries, conveniences and facilities for furthering one's comfort *en route*, which take away much of the natural hesitancy one feels when contemplating a journey into a new and untried country.

I know, too, that officers of the passenger department of this popular line are already actively employed in ascertaining the needs of those who are at all likely to be numbered among the active participants of the Oklahoma meeting, so it would be no particular piece of presumption on my part if I were to suggest that *you all* put yourselves in communication with agents of this progressive and up-to-date line in order that all may be guaranteed satisfactory service in reaching the scene of activities next June. M. ✕

* * * *

IN THE STABLE CLEANING BUSINESS.—*The California State Journal of Medicine* has expressed recently the wide-eyed astonishment concerning the attitude of the homeopathic (?) medical(?) press of this country toward the work of the

American Medical Association in its efforts to make a rose garden out of the proprietary Augean stables.

I have received some of the literature sent out by some of the state publications regarding the rottenness of the aforesaid proprietaries and have come to the conclusion that the principal cause for condemnation of their heretofore reliable friends and almost impossible-to-do-business-without-you "patents" is due to the fact that the proprietors of the products of which they propose to purge their pharmacopœa have become weary of working overtime that some one else might reap the reward of their research, and have about made up their minds to permit state publications and other so-called guardians of public health to hobble along as best they may, knowing full well that without their old friends, the proprietaries, the old-school practitioner is about as near hopelessly handicapped as a raft-riding sailor without compass or chart and upon an unknown sea.

The homeopath—if he has had proper training—has a therapeutic law to back his administration of drugs, something entirely unknown to the "regular" prescriber; but the latter is gradually getting in to clear and it is only a question of a short period and the exercise of his monumental gall until the allopath will have re-discovered a sufficient number of new-old remedies, along the opsonic index and other lines of piracy, as will provide him with weapons wherewith he may still continue to do business, all of which will be filched from Hahnemannian research, but there will be no credit given in that direction, you may rest assured.


The editor of *Medical Counselor* is amply able to handle this particular promoter of proprietary purity. There is no doubt but that the matter would never have been brought up had it not been for the unusually unpleasant nature of the undertaking; by many this fifth labor of Hercules, this Augean contract, is considered more in the light of a myth; others regard it as the result of a reclamation of marsh-land, but literalists of the California caliber, seeing that stable is mentioned, insist that the cleaning of the Augean apartments means an actual moving of manure and other muck. Anyhow, it opens the way for supposing that it was a dirty job, to say the least.

And who ever heard the "regulars" call for help from their thoroughly despised friends the homeopaths, unless there was some "dirty work" to be done?

M.



Books and Reprints



The Elements of Homeopathic Theory, Materia Medica, Practice and Pharmacy. Compiled and arranged from the Homeopathic Text-Books by Dr. F. A. Boericke and E. P. Anshutz. Second revised edition. 218 pages. Cloth, \$1.00 net; postage 5 cents. Philadelphia. Boericks & Tafel. 1907.

* * *

What to do for the Stomach. A careful arrangement of the most important symptoms in diseased conditions of the stomach and the remedy indicated in the cure of these symptoms. By G. E. Dienst, Ph. D., M. D., author of "What to do for the Head." 202 pages. Cloth, \$1.00 net; postage, 5 cents. Philadelphia. Boericke & Tafel. 1907.

Here is another "Dienst" book and there is not one of the 202 pages but what contains something of importance to the busy homeopathic practitioner. Dr. Dienst is a careful compiler of homeopathic indications and his books so far have proven gems of the rarest value to the profession. This latest work is no exception to the rule, and we bespeak for it a large sale and a still more extensive use by members of the profession.

M.

* * *

THERAPEUTICS OF VIBRATION, the healing of the sick an exact science, by Wm. Lawrance Woodruff, M. D., member of the A. I. H., California Homeopathic Medical Society, California Academy of Sciences, etc., author of *Climatology of the Salt River Valley Region of Arizona*. J. F. Elwell Publishing Co., Publishers, 247 South Broadway, Los Angeles, California.

The physician who is interested in electricity and vibration and uses the same as adjuvants in his practice, will find this a very interesting and valuable addition to his library.

* * *

MANUAL AND CLINICAL REPERTORY of a Complete list of Tissue Remedies. (Biochemistry and Cellular Therapy.) By Dr. Med. Eric Graf Von Der Goltz, New York. Boericke & Tafel, Philadelphia, 1907.

The author declares in his "Preface" that the "manual is intended to be a reference book for the selection of the right remedy, potency, etc." From a casual glimpse at the contents of this little work, we would surmise that the aim had been accomplished in a very reliable and creditable manner and that the work would be of considerable value to those with a tendency toward biochemistry.



Miscellaneous Matter



Send Us a Personal Item Occasionally

You can't saw wood with a hammer.

* * *

Volume fifteen, number one, this issue of **The Critique**.

* * *

Dr. Lillburn Merrill, so we learn, is to go to China as a medical missionary. He'll be a winner in any man's land.

* * *

McGill University of Canada will require a course of five years instead of four, in which to secure a medical diploma from that institution.

* * *

One million, sixty thousand and seven death from bubonic plague is the record for the first six months of last year in India. Glad we live in Colorado.

* * *

Oklahoma City is several miles nearer the center of population than any city which has had the honor of entertaining the A. I. H. for many years.

* * *

Begin the year 1908 right by sending your subscription to **The Critique**, and at every opportunity during the coming year send us an item of news for publication.

* * *

The design on the new twenty dollar gold pieces recently turned out at the Philadelphia mint shows the eagle flying, with outstretched wings. Was it ever any other way?

* * *

A letter from Dr. George H. Ewing advises us of his location at Greeley. The good people of this hustling town will find the doctor to be a thorough gentleman and an A-1 physician.

* * *

The San Francisco County Homeopathic Medical Society resumed active work on October 18th, by a meeting at Hahnemann College on that date. Dr. McConkey was elected president.

* * *

Whoever suggested the idea of decorating the lights on Sixteenth street with wreaths of evergreen, deserves a crown of glory and a lot of other attention in the next, if not in this world.

Mr. D. H. Moffat gave a thousand tons of coal as a Christmas present to the poor and needy of Denver. As **Clay's Review** remarked recently: "Worth more than muttering a million prayers."

* * *

A Baltimore physician has decided that trained nurses in the future should be prima donnas, or at least able to sing a little. Just what other damfool idea will emanate from this burg is not known.

* * *

In its rating of Homeopathic Medical Colleges by the A. M. A. Council of Medical Education, University of Minnesota stands at the head of the list and the Denver Homeopathic last. It didn't used to be thus.

* * *

Dr. Charles Mohr, one of the most widely known and well beloved members of the medical profession of the city of Brotherly-love, dropped dead in that city October 23, 1907. He was in his sixty-third year.

* * *

Volume fifteen and the year 1908 are two important events which took place about the same time. **The Critique** congratulates itself on the continuance of its being able to contribute to homeopathy for another year at least.

* * *

The Physicians' Casualty Company of Omaha, paid Dr. A. C. Stewart, recently, a claim of \$30.00. Dr. Stewart speaks in the highest terms of the association and will recommend it to all desiring protection against the unfortunate day of accident.

* * *

Two Denver doctors have placed themselves on record by declaring in open court that there is not a hospital in the city where it is safe to take a patient suffering with bronchitis, during the winter months. Pretty tough on our boasted hospital accommodations.

* * *

According to the statement of Dr. Henry Beates, president of the Pennsylvania state medical board, only six homeopaths of his state out of a possible twelve hundred, are practicing strictly according to the system laid down in their text books. Oh, well, six will help out some.

* * *

Dr. H. G. Wetherell has resigned from the advisory board of the county hospital and the secular press declares that Governor Buchtell desires his son shall have the place. It is a beautiful and fortunate feature of being the son of one's father once in a while, especially when the aforesaid dad is governor of the state.

The Chironian wants men to "fill the dead men's shoes!" It says that when homeopathic physicians die and go to heaven, they invariably leave behind them a large practice which always goes to the dogs for the want of men to fill the dead men's shoes. Do you want to be a filler, young man? If so, get busy.

* * *

The health department of the Denver received a well merited slap on the wrist recently, for the decidedly objectionable manner in which the street cleaning is carried out in this city. So long as the aforesaid health department is but a part of the political machinery of the city, what special scientific system should be expected?

* * *

A Colorado Springs physician brought suit against the husband of a patient who had died, the amount asked for being \$137.75; in return for this ungentlemanly act on the part of the doctor the debtor declares that the doctor was responsible for the death and asks that the suit be dismissed and that judgment against the plaintiff for \$5,000 be entered. Moral: don't present any bills.

* * *

"The steady commercial decline in the student following of homeopathy and eclecticism ought to have the effect of causing the ardent promoters of such schools to 'sit up and take notice!'"—**Clinical Review.**

Either class of schools referred to by the **Review** are in no need of any sympathy so long as they stick to their colors.

* * *

The studious manner in which **Medical Advance** mixes up matters in its December issue, re the article by Dr. del Mas which it copied at that time, leads us to think that there might be method in its madness. When the doctor learns that he lives in Denver he will, no doubt, be as much surprised as we were to learn that the original publication of the article was made in **The Clinique.**

* * *

"The Doctor vs. the Nostrum," is the title of a pamphlet issued by the **Kentucky Medical Journal** and at the bidding of the American Medical Association. It is not quite apparent to **The Critique** that every preparation meeting with disfavor at the hands of the A. M. A. is a nostrum, consequently we will withhold our willingness to "help" in the matter until some more positive proof is presented.

* * *

It is bad enough to be numbered among the slain in ordinary warfare, but when you find your name misquoted in the list of fatalities, then the limit has about been reached. The first "original article" in the December issue of **Progress** is credited to Rudolph F. Smith, M. D.

Dr. Rabe has some satisfaction in knowing that, outside of a very few, no one will ever know that he contributed to this publication.

* * *

The Pacific Medical Journal declares that a lawyer is paid from three to five hundred dollars for keeping a man out of the penitentiary for from four to five years, but that the same individual would make a kick which could be heard easily around the world, if a doctor charged him fifty to a hundred for keeping him out of hell for a lifetime. The moral of that is to get into the law business and keep your yap shut.

* * *

The homeopathic profession of Cleveland, Ohio, joined in doing honor to one of their number, Dr. Gaius J. Jones, on the 13th of November, 1907, at which time he was presented with a beautiful loving cup. He has practiced homeopathic medicine for over forty years and has been a teacher in homeopathic institutions for nearly thirty-five. May he live many years to enjoy the fruits of his efforts in behalf of homeopathy.

* * *

Blakiston's Son & Co., Philadelphia, have their Physician's Visiting List for 1908, off the press and a copy of the same has been received at this office. It is needless for us to say that the book maintains the high standard set by its predecessors of previous years, which is a pretty good guarantee that no up-to-date physician can be without one and remain happy for any length of time. One dollar is the price; 1012 Walnut street, the Philadelphia address.

* * *

President Roosevelt's daughter has been operated upon for appendicitis; Surgeon-General Rixey and a representative of the Johns Hopkins' institution have had their names thoroughly exploited in the press dispatches and the principal performer in the get-your-name-in-the paper act is getting well. Nick Longworth, excuse the familiarity, was scarcely mentioned in the matter, which only goes to show of how little importance the husband of the President's daughter really is.

* * *

It is said that Dr. S. D. Van Meter has been appointed to the position on the County Hospital Advisory Board made vacant by the resignation of Dr. Wetherill. We look for a recommendation of the appointment of a large list of homeopaths to positions on the staff in consequence thereof. Isn't it funny that "Parson" Uzzell, chairman of the board of county commissioners, should accept the services of the homeopaths in conducting his free doin's at the tabernacle for years, and still be so stingy in his recognition of members of this school in business pertaining to the public



READING NOTICES



O f I n t e r e s t t o E v e r y b o d y

MEATOX—Charles Marchand has succeeded in completing preparations for the manufacture of “Meatox” and we take great pleasure in recommending this preparation to the profession and laity alike. It is worthy of trial in all cases of mal-assimilation and lack of constructive vitality.

* * *

ANTIPHLOGISTINE.—Notwithstanding the stringency of the money market and the consequent cutting down in the output of many products of a proprietary nature, Antiphlogistine manufacturers are pushed to the limit to supply the demand for this standard and sterling preparation. That is recommendation enough.

* * *

A GOOD RECORD.—Another year, and the seventeenth, has passed, and a good report from Dr. Givens' Sanitarium for Nervous and Mental Diseases, at Stamford, Connecticut, is at hand.

Additional cottages have been added, and the treatment rooms enlarged, so that increased facilities are provided for electric, hydrotherapeutic and other modern methods of treatment.

The number of patients admitted during the past year, and the number sent home well, has been greater than at any time during the history of the sanitarium.

* * *

CHANGE OF SCENE AND PROPER MEDICATION.—During the past two months, we have met with more la grippe than anything else, and the number of cases in which the pulmonary and bronchial organs have been very slightly or not at all involved, has been greater than we have noted in former invasions. On the contrary, grippal neuralgia, rheumatism and hepatitis have been of far greater frequency, while the nervous system has also been most seriously depressed.

With each succeeding visitation of this trouble we have found it more and more necessary to watch out for the disease in disguise, and to treat these abnormal manifestations; consequently we have relied upon mild nerve sedatives, anodynes and tonics rather than upon any specific line of treatment. Most cases will improve by being made to rest in bed and encouraging skin and kidney action, with possibly minute doses of blue pill or calomel. We have found much benefit from the use of antikamnia and salol tablets, two every three hours in the stage of pyrexia and muscular painfulness, and later on, when there was fever and bronchial cough and expectoration, from an antikamnia

and codeine tablet every three hours. Throughout the attack and after its intensity is over, the patient will require nerve and vascular tonics and reconstructives for some time. In addition to these therapeutic agents, the mental condition plays an important part, and the practitioner must not lose sight of its value. Cheerful company, change of scene and pleasant occupation are all not only helpful, but actually necessary in curing the patient.

* * *

THREE HUNDRED BABIES WANTED.—With the November issue *The Delineator* started a CHILD-RESCUE campaign, the bringing into the home that needs a child the child that needs a home. There are 2,000,000 homes in America that know not the joys that children bring. There are 25,000 children in New York alone who know not what home means.

We started this campaign with fear and doubt. To ask strangers to us to adopt these little ones equally strangers to us seemed daring indeed. And we could appeal to only a million homes, the million homes into which *The Delineator* goes—not one-twentieth of all the homes in this great country. Caution made us tell the stories of only two. We feared that even these might not be asked for. We doubted the greatness of the great American heart. We doubted, and we are ashamed.

Over two hundred eager hands have already been extended. Three hundred requests for these little ones—for any homeless little one—have already been received through the mails. Women have come for miles away into our building asking for these precious ones; men have journeyed a thousand miles to beg one for their homes. We told their story; we appealed to our worshiped American womanhood, and it hastens to take these little ones into its heart. We continue this campaign for homes for other homeless waifs in the December *Delineator*. We shall keep on with it. If one brief appeal to one-twentieth of the homes in America can bring this result, what of good may we not yet do?

We are proud of the December *Delineator*. It contains many notable features. We are proud of our work for the year; proud that we stand acknowledged as the greatest fashion authority in the world; proud of the most famous people who have contributed to our pages. But it is not in these that our greatest pride lies.

The Child-Rescue Campaign, the homeless child, the childless home, the bringing of these little ones into the homes where little ones are needed, this movement is of our pride and of our heart. And you—will you make it of your heart? Will you give us such assistance as you can?

THE DELINEATOR, Butterick Building, New York.

VOL. XV	ORIGINAL ARTICLES	No. 2
Denver, Colorado, February 1st, 1908		

Entered at Denver Postoffice as Second-Class Matter.

BARIUM SULPHURICUM.

By Prof. James Tyler Kent, M.D., Professor of Materia Medica, Hahnemann Medical College and Hospital, Chicago.

The symptoms of this remedy appear in the *morning*; *forenoon*; *afternoon*; *evening*; *night*; after midnight. Desire for open air which ameliorates; the mental symptoms are better in the open air. There is a marked physical anxiety. Many symptoms show themselves or are worse on *exertion and ascending stairs*. Single parts become numb and prickle. Generally worse from bathing; in a close room; from cold; from cold air; from becoming cold; symptoms are worse after becoming cold; takes cold easily; there is a lack of vital heat; worse in cold, wet weather. Constriction of many parts. Clonic spasms and epileptic convulsions. The bloodvessels are distended. Symptoms come on during and after eating; worse after eating to satiety. Emaciation; faintness and the muscles become flabby. Formication and a sensation of fullness. Induration of glands. Heaviness and lassitude. Inflammation of glands. Lack of reaction. Jerking in muscles. Desire to lie down. Symptoms come on before and during menses. Aversion to motion. Most symptoms are worse from motion. The patient feels worse from motion. Orgasm of blood in body. Pain in the bones; in glands; boring; burning; gnawing; jerking; pressing; stitching; tearing. Tearing in glands; tearing downwards. Paralysis; *one-sided*; of organs; painless; pressure aggravates the pains and many symptoms. Pulsation all over the body. Pulse feeble on motion. Rising up aggravates. Sensitiveness in external parts; to pain. Electric shocks felt in the body. It is a one-sided remedy; mostly *right-sided*. Sitting erect and standing cause some symptoms. Stiffness of muscles and joints. Swelling of glands. Tension felt all over body. Trembling in body and limbs. Walking brings on many symptoms. Walking in open air ameliorates. Weakness after eating; during menses; when walking.

Anxiety in the evening in bed; during the night; before midnight; with fear; WITH FEVER; about the future. Desires things which are not needed and soon put aside. She is very critical. Aversion to company. Concentration of mind impossible. Confusion in the morning; in the evening; better in the open air. Fear in the evening; in a crowd; of death; of evil; of people. Forgetful especially of words. Easily frightened. Always in a hurry and becomes hysterical after grief. Mentally weak like imbecility. Impatience, indifference, indolence and *loss of will power*. Irritability is very marked, but worse in the evening. Memory weak. Moaning and lamenting. *Suspicious* and dread of conversation. Bashful. Talks in sleep. *Fainting spells; unconsciousness*. Weeping, worse at night. Aversion to mental work. Vertigo; objects turn in a circle; when standing; when walking.

The head is sometimes cold, again there is marked hyperæmia with cold feet. Constriction of forehead and occiput. Empty feeling in the head. Eruptions on the scalp; crusts; moist; pimples. Formication of the scalp and the hair falls out. Heaviness of the head in the evening; of the forehead; of the occiput. ITCHING OF THE SCALP. A feeling of looseness of the brain. A sensation of motions in the head. Pain in the head in the morning in bed; in the forenoon; in the afternoon; *in the evening*; better in the open air; worse from coughing; after eating; from becoming heated; from a jar; when lying; moving head and eyes; from pressure; shaking the head; after sleep: from sneezing; *when stooping*; in the summer; from heat of the sun; violent; when walking; worse in a warm room; better while walking in open air. Pain in forehead; in the evening; worse on the right side; above the eyes; in the occiput; IN THE SIDES OF THE HEAD; in the temples; boring in forehead and temples; bursting in head and forehead; drawing in forehead, sides of head and temples; dull pain in head; jerking pain in head. Pressing pain in head: as though in a vise; *in forehead*, outward; over eyes; occiput; side of head; temples; vertex. Shooting pain in head; in vertex. Sore-bruised pain in head. *Stitching* pains in head; *in forehead*; in frontal eminence; in temples; in vertex. Stunning pains in head. Tearing pains in occiput. Perspiration on scalp. Pulsation in temples. Electric shocks in head.

The eyelids are stuck together in the morning. It has cured cataract. Dryness of eyes. Inflammation of the conjunctiva serofulous; of the lids. Itching and lachrymation. It has cured opacity of the cornea. Pain in eyes on exertion of vision; WORSE FROM LIGHT; aching; burning on using eyes; burning in canthi; pressing; pain as from sand; tearing. Paralysis of optic nerve. *Photophobia*. Protrusion of eyes. It has cured exophthalmic goitre. Pupils dilated and insensible to light. Redness of eyes. Swollen lids. Black spots; specks and flies before the eyes. *Dim vision*. *Exertion of vision aggravates*. *Foggy vision*. Sparks before the eyes. Weak vision.

Bloody discharge from ear. *Eruption behind ears*. Fornication of ears. *Itching in ear*. Noises in ears; *buzzing*; *cracking*; *crackling*; *fluttering*; *reverberations*; *ringing*; ROARING. Pain in right ear; behind ear; drawing behind and in ear; *stitching in ear*; tearing pain in ear. Pulsation in ear. Twitching of ears. HEARING IMPAIRED.

Constant inclination to blow the nose. Fluent coryza with cough. Catarrh of the nose with discharge bloody; copious; crusts; hard lumps; offensive; thick; yellow. DRYNESS IN THE NOSE. Epistaxis on blowing the nose. The nose is often obstructed. Smell is acute. Much sneezing. The nose is swollen.

The face is cold. Convulsive twitching of face. The lips are dry and cracked. The face is pale or red. Eruptions on the face; forehead; nose, acne; boils; crusty; eczema; herpes; pimples. The face is red and hot. Pain in face; in *submaxillary gland*. Drawing pains in face. Swelling of face; *parotid gland*; SUBMAXILLARY gland; PAINFUL.

Bleeding gums. Cracked tongue. The gums are detached from the teeth. The tongue is coated white. Dry mouth and tongue in the morning. Mucus in the mouth. Offensive, even putrid odor from mouth. The tongue burns. Salivation. Speech difficult. Swollen gums. Taste is bad, bitter or sour. Burning vesicles in mouth and on tongue. Pain in teeth worse from cold things; cold drinks; after eating; from warm things; boring; drawing; stitching; tearing. Constriction in throat. Dryness in the throat. Enlarged tonsils. Hawking mucus from throat. Chronic inflammation of throat and tonsils. Liquids are forced

into nose. Sensation of a lump in throat. The membrane of throat is covered with exudate and throat is full of viscid mucus. Pain in throat on *empty swallowing*; burning, stitching on swallowing. Roughness in throat. Spasms of the esophagus on swallowing. Swelling and suppuration of tonsils. Swallowing difficult; of solids. Induration of cervical glands. Pain in external throat. Swollen cervical glands. Tension in neck.

Appetite is variable; diminished; *ravenous*; easy satiety; *wanting*. Aversion to food. Sensation of coldness in stomach. Craves sweets. A sensation of *emptiness*. Eructations; after eating; bitter; empty; sour; watery; WATERBRASH. Fullness in stomach even after eating so little. Heaviness after eating. Heat felt in stomach. Heartburn. Hiccough. Weak and slow digestion. Loathing of food. Nausea in the morning. Pain in stomach; after eating; cramping; gnawing; PRESSING AFTER EATING; tenderness; stitching; severe retching. Tightness. Thirst in the evening; unquenchable. *Vomiting*; bile, mucus, *sour*, watery. The abdomen is distended with flatulence and feels full. The abdomen is large and hard; the mesenteric glands are enlarged. Pain in abdomen in the morning, after eating; during menses; on motion; on pressure; after stool; in inguinal region: cramping; cutting before stool; stitching in inguinal region and sides of abdomen; tearing; rumbling and tension. Constipation: inactivity of rectum; difficult stool; unsatisfactory stool; *hard, knotty stool*. Diarrhœa; worse at night from taking cold; yellow watery stools. Offensive flatus. Crawling and itching in rectum and anus. Bleeding from anus; from piles. *External piles*. Involuntary stool. *Constant moisture at anus*. Pain during and after stool; burning during and after stool; pressure; soreness: stitching; tenesmus. Constant or frequent ineffectual urging to stool. Ascarides in the stool.

Retention of urine. Urging to urinate; constant; *frequent*; sudden, must hasten to urinate or lose it. Dysurea. Urination frequent during the night. Involuntary during the night. Urine copious at night. Discharge from urethra gleet; purulent. In the male there is no sexual desire and erections are wanting. Induration of testes. Sweat on the scrotum. *Seminal emissions*.

In the female desire is also absent. *Leucorrhœa*; smarting; *copious*; before the menses. Menses *scanty*; frequent; protracted;

suppressed. Burning of the vulva. Catarrh of the trachea with copious mucus. Voice: hoarseness; lost, rough; weak.

Respiration: accelerated; asthmatic; difficult at night and on ascending; *rattling*; suffocation.

Cough: morning after rising; evening; night; in cold air; in open air; in damp cold air; asthmatic; dry morning and evening; from irritation in larynx and trachea; rattling; spasmodic; suffocative; worse talking; from tickling in larynx and trachea; tormenting; whooping cough. Expectoration morning and evening; difficult; mucous; purulent; scanty; viscid; yellow.

Catarrh of chest with marked constriction and oppression. Pustules on the chest. A feeling of fulness in the chest. Chronic inflammation of the bronchial tubes. Itching of chest; of mamæ. Pain in the chest in evening. Soreness in the walls of chest. Pressing and stitching pains in chest. *Palpitation*; night; anxious tumultuous. Swollen axillary glands.

Feeling of weight in the back. Itching of the back. Pain in the back; before and during menses; while sitting; in cervical region; in lumbar region in evening and before and during menses; in the sacrum: aching in back and especially in lumbar region; burning in spine and in lumbar region; drawing pain in lumbar region; stitching in back, in cervical and lumbar regions. Pulsation in lumbar region. Stiffness in the back; in cervical regions. Tension in back; in cervical region; lumbar region; sacrum. Weakness in lumbar region.

Cold hands and feet. The corns sting and burn and are sore and painful. Cracked hands and fingers. Cramps in the calf. The hands are very dry. Painful eruptions on the limbs; pimples. The hands are hot. Heaviness of upper and lower limbs. Itching limbs; upper; lower, thighs. Jerking of the lower limbs. Numbness upper limbs; hands; fingers. Pain in limbs; joints; upper limbs; shoulder; hands; hip; thigh; knee; leg; bruised limbs and joints; drawing in upper limbs, LOWER LIMBS: thighs and legs; stitching in knees: tearing pain in all the limbs; forearm; wrist; lower limbs: thighs: KNEES: legs; feet. Painless paralysis of upper limbs. Perspiration of hands, palms; offensive sweat of feet; suppressed foot sweat. Tension of thighs. Ulcers on legs: weakness of lower limbs.

Deep sleep. Dreams; anxious; frightful; of misfortune; vivid. Falling asleep late. *Restless sleep*. Sleepiness in afternoon; evening; after dinner. Sleeplessness before midnight with sleepiness.

Chill in the morning; forenoon; noon; afternoon; evening; night; chilliness in the open air; in the least draft; coldness in bed; external coldness; daily spells of coldness; shaking chill; one-sided chill; generally left-sided; coldness relieved in a warm room. Fever evening and night; alternating with chilliness; burning heat; flushes of heat. Perspiration after midnight; cold; while eating; offensive; on single parts; during sleep; on waking.

Burning skin at times; otherwise coldness; cracked skin. Pale skin; red spots. Dry burning skin. Eruptions; burning, with yellow moisture; DRY; herpes; ringworm; itching; painful; eating; pimples; rash; scabby; worse after scratching place bare; after scratching; smarting; stinging; suppurating; tubercles; nodular urticaria; vesicular; vesicles after scratching. Excoriation of the skin. *Formication*. Itching at night; itching, burning; *itching crawling*; unchanged by scratching; *itching stinging*; *in a warm bed*. Moisture of the skin after scratching. The skin is very sensitive. Stitching in the skin after scratching. Stinging in the skin. Tension. Small wounds slow to heal and often fester. WARTS; small stinging.

92 State St., Chicago, Ill.

AURUM SULPHURICUM.

By E. R. McIntyer, M.D.

The most important general symptoms of this remedy seem to appear in the MORNING and DURING THE NIGHT. They are DESIRE FOR OPEN AIR, ULCERS, DESIRE TO LIE DOWN; FAST PULSE. Less prominent aggravations are in the *evening*. As to the cause of aggravation, external *touch* seems to be the more prominent, while in a less degree there is aggravation from ascending, eating, exertion or motion, sitting erect, standing, warm room or warm wraps, hurried actions.

What shall we learn as to the condition of the patient by such a picture? Evidently a state of profound prostration. The

condition of the whole body, as indicated by this picture, can be expressed by a single work—ATONY—. This means a relaxation from loss of the normal rhythmical tone of the tissues; because of incoördinate action of the nerves which control circulation and nutrition.

There might seem to be some contradictory statements in the generals, such as “worse from cold in general; from cold air; from becoming cold; after becoming cold.” “Worse in warm room and from warm wraps.” And we find some symptoms are worse from both heat and cold. But let us read further and see if we cannot find some reason for these seemingly contradictory symptoms, even in the same patient. “Congestion of blood; violent orgasm of blood in chest and head.” . . . “Pulsation in internal parts; the pulse is small, FAST, *irregular* and *weak*. . . . Congestion of chest, with anxiety; spasmodic constriction of chest; . . . Fluttering of heart.” “Palpitation at night; on ascending. . . . Trembling of heart.”

Given a patient in whom there is a loss of tone in the blood-vessels and heart, with consequent relaxation of the vessels and irregularity and weakness of cardi-action, which is the result of loss of rhythm in the sympathetic nerves of those organs. Now, apply heat, which further relaxes the vessels and tissues, and very naturally there will be a passive congestion added to the already congested parts which will increase the discomfort.

The same loss of tone or rhythm in the vessels renders them susceptible to the action of cold on the surface, and closure of the cutaneous capillaries by cold air, thus driving the blood to internal parts, with consequent aggravation of the congestion already present in those parts. It is no stretch of imagination that sees in both these conditions a result of incoördinate action of the vasomotors which renders them exceedingly susceptible to external impressions.

This vasomotor incoördination explains the swelling and induration of the glands in different parts of the body. We read in the generals “Induration of glands and other parts. . . . Inflammation of internal organs; of bones; of glands: of serous membranes.” And in the particulars, “Swollen axillary glands. Enlargement of liver. Swelling of parotid and submaxillary

glands. Bubo in the groin. Swelling in inguinal glands.' In fact the whole glandular system seems to be involved.

With the blood and lymphatic systems so profoundly disturbed and crippled, we would expect to find just such conditions as we do find in the head under the provings. Of course the head symptoms will necessarily be worse from lying with the head low, since by the law of gravity, more blood will flow into it in that position.

And with the brain hyperæmic part of the time an anæmic at other times, with the necessary disturbance of nutrition of the cerebral tissues, could we reasonably expect to find constantly active mental faculties? We would expect the same incoördination of mental action that we do in other functions. And we read that the patient is absent minded and irascible, even violent, that he is very timid, even cowardly. He has loathing of life and desire for death and fear of death and despair of recovery. He has anxiety, aversion to company, confusion, worse from mental exertion. Mental prostration and excitement. She is morbidly cheerful and gay. She has lost confidence in herself. She is quarrelsome and irritable. She is timid and averse to going into company. He is dull and stupid. He becomes weak-minded and indolent; will not work; becomes like a tramp. There is a change to a state of excitement and mania for work. There is moaning and lamenting and insane mirth. There is weeping, alternating with laughter.

As if to add another feature to the picture of **general atony**, we find digestion very slow. There is *alternate constipation and diarrhœa*, showing the incoördinate peristalsis from lack of rhythm in Auerbach's plexuses; and *hard, KNOTTY, LARGE* stools, indicating interference with secretions from disturbance of the Billroth-Meissner plexuses.

Finally we have nodosities in the joints, caries of the bones. Herpetic eruptions, deep ulcers and warts on the skin, showing that the disturbance, which began in the abdominal brain has followed the sympathetic nerves to the extreme periphery.

With such a profound disturbance of the nutrition and circulation of the brain as shown in the action of this remedy, we need not marvel that the sleep is disturbed by all kinds of *distressing, frightful* dreams.

70 State Street, Chicago, Ill.

DR. JOSEPH A. BIEGLER.

Doctor Joseph A. Biegler, one of the most noted homeopathic physicians in the world, passed to his reward at his home in Rochester, New York, with the closing of the old year; he is survived by a wife and one married daughter; Dr. Biegler was in his seventy-sixth year.


Among many notable achievements of the subject of this brief sketch, none stand out more prominently than that he was the founder of Hahnemann hospital of Rochester, New York, and up to the day of his death was consulting physician and chairman of the charity and free bed committee at this institution. Dr. Biegler did noble and much appreciated service during the war of the rebellion, having been assigned to quarantine duties in the New Orleans district, after Benj. F. Butler was relieved from command of that post. As an example of this marvelous man's modesty we might mention that at the close of the war he was offered the title of brevet lieutenant-colonel, but refused it, being satisfied with an *honorable discharge*.

Dr. James Tyler Kent writes us concerning this wonderful man:

“He was one of my best friends: an upright, honorable man and a *strict homeopath*.”



SPECIAL ARTICLE



ONE DAY ON THE OCEAN BLUE.

By Fredrica E. Gladwin, M.D.

At 11:00 a. m. March 19, 1901, the Hohen-zollern moved slowly out from her pier in Brooklyn, moved out into the fog and the drizzling rain. We stood leaning on the rail, tossing farewells and flowers to our friends on the pier. Little we knew that before night we should all feel the necessity of tossing something else over the rail. We stood looking backward until our friends and the pier grew dim in the distance, then the call to dinner came and we all went to the dining-room.

Looking down the room, we discovered that quite a number of our old friends were on board. Stupid Mr. Cocculus was there. He is a vacillating fellow, nothing pleases him, he never finishes anything and he talks and talks until he tires you out listening, but that is to hide his timidity. He is so afraid of death, it is a wonder he ever ventured on shipboard. If the ship should spring a leak, he would just sit down in despair and sob and moan and groan and never try to do anything to save anyone.

Mr. Nux Vomica sat next to Mr. Cocculus. They were way down at the other end of the dining-room, just as far away as possible from the door that leads toward the kitchen. Mr. Nux Vomica is so sensitive that he can't endure the smell of food. He is a very particular, careful man; he does get extremely angry at trifles, but when he isn't irritable or over-sensitive or depressed, he is quite a nice fellow to have around. Mr. Petroleum sat over opposite. He, too, is touchy; he is so easily offended and so violent in his irritability that we were all careful how we approached him. He was always worrying about his family, wished he hadn't left them and we in our minds all heartily echoed his wish.

At the left of the captain sat Mr. Tabacum. When he didn't cheerful, merry, talkative, always talking nonsense. He couldn't

have his fits of depression that came with his indigestion he was concentrate his mind long enough on one subject to talk sense.

Mrs. Carbolic-Acid sat next to Mr. Cocculus. She is a quiet, gentle woman, quite absent-minded, so she didn't mind him at all. Mr. Glonoinum is a bright man, a good talker. His flow of ideas was such that he entertained the whole party with no apparent exertion. There were times when he didn't feel like talking. Then you could hardly get a word out of him. Mr. Kali-Bichromicum sat next Mrs. Carbolic-Acid. He was so lazy, indifferent and ill-humored that the other passengers thought he might better have remained at home. Probably it was the close air and the smell of food that aggravated him, poor fellow, but the others didn't know of that and it is very easy to misjudge a man.

Miss Kreosotum was next to Mr. Tabacum. She is an emotional woman. Tears are never far away from her eyes. She complained of being world-weary. Even Mr. Tabacum's nonsense couldn't make her smile and when the band began to play, her tears over-flowed, though I don't believe she herself knew why she cried about music.

Miss Colehicum sat on the other side of Mr. Nux Vomica. She is a trained nurse and had just been caring for an exceedingly difficult case. She was completely worn out, poor thing! and was in much need of rest. That was why she was taking the voyage. Like Mr. Nux Vomica, the smell of food disturbed her. She couldn't even bear the sight of food.

Mrs. Lactic-Acid is a faultfinding, sarcastic woman, very exacting of others, but lazy herself. She sat next Mr. Petroleum and kept him constantly irritated. Miss Sepia, on the other side of Mr. Cocculus had the blues. She was nervous. The least noise disturbed her. She was so full of evil foreboding. She was sure something terrible would happen before the ship reached Genoa, and Mr. Cocculus, being timid himself and stupid, he didn't know how to reassure her. Miss Theridion sat at the right of the captain, next Mr. Glonoinum. She is a merry talkative woman and was ready to meet Mr. Glonoinum in a mental sparring match at any time. Time passed all too quickly with her.

The dinner was excellent. I couldn't repeat the whole

menu. The sight of the food gave Mr. Cocculus an aversion for it, even when he was hungry and during the first dinner at sea, he ate nothing but bread and water. He wouldn't even drink beer, which he often desires.

Miss Colchicum discovered on looking over the menu, that she was quite hungry for a number of things, but as they were brought to the table, the smell of them even before she caught sight of them, caused her to shudder and become nauseated. Mr. Nux Vomica came to the table hungry, but with an aversion to food. The only things that he really wanted were the fat meats and butter, and he ate all he wanted of those, even though he knew fat food disagreed with him. He finished his dinner with beer and brandy, for which he had a great longing.

There were dainties enough at that dinner to suit even Mr. Petroleum and he just satiated himself with them longing all the while for beer to wash them down. It was no wonder that he was seasick later on.

Mr. Kali-Birchromicum had quite lost his appetite, but he had a great desire for beer. Miss Kreosotum was real hungry. She wanted good meats, smoked meats if she could get them and she could get them at that table. She wanted her food warm, because she felt bad after cold food. She desired spirituous drinks. They warm up the stomach, you know. The way Mrs. Lactic-Acid attacked the food and drink showed what a voracious appetite and thirst she had.

Miss Theridion was hungry, but didn't know what she wanted to eat. She finally decided that it was oranges and bananas that she craved. She, too, had a desire for wine and brandy and had she been a man, she would have taken a cigar. Some passengers on a previous voyage had nicknamed our ship "Billie the Roller" and we soon found to our sorrow that she was ready to live up to her reputation. Miss Colchicum had become so nauseated from the smell of food that when the vessel began to roll, she felt that she could endure it no longer and hastened to her stateroom to avoid disastrous results in the dining-room. Now it so happened that neither Mr. Tabacum nor Mr. Glonoinum could endure the alcoholics, even the fumes made Mr. Tabacum intoxicated and a drink of wine made Mr. Glonoi-

num worse in every way, so when Miss Colchicum left the table, they went to her assistance, glad of an excuse to leave also.

Miss Colchicum felt much better when she got away from the smell of food and was where she could lie down, double up and keep perfectly still.

Mr. Nux Vomica became as pale as death with nausea, but he knew he could keep his food down, so remained some time after Miss Colchicum had departed, but after a while he, too, had to leave. Mrs. Carbohic-Acid had eaten only a little, when she felt she must go and vomit. She avoided her stateroom as long as possible because a room felt close and hot to her. The sight of the food had nauseated Mr. Kali-Bichrodicum. He went to his room and vomited all he had eaten. When he was through he went up on deck. As soon as he came into the open air, he felt better. Mr. Cocculus got along all right until he went on deck and saw the pitching of the ship, then his stomach began to heave up and down and he lost all of his dinner. He hastened to his stateroom, braced himself in his berth and shut his eyes, so that he couldn't move nor see anything else move and so felt better. He would have been quite comfortable if he hadn't been afraid that the ship would go down and be the cause of his death.

By the time Mr. Tabacum had assisted Miss Colchicum to her stateroom, he discovered that moving about was too much for him. He became very sick at his stomach, was dizzy and faint and a cold sweat started out upon him. He managed to stagger to the deck, where he could keep still. Every motion made him worse, but he knew if he could only get on deck, where he could keep still, he would feel better. By this time Mr. Kali-Bichromicum and Mrs. Carbohic-Acid had been on deck long enough to feel quite themselves again and when they saw Mr. Tabacum coming, they were frightened, he looked so pale and pinched and that with the cold sweat on his hands and face and the coldness of his skin, for there was great coldness of the surface, made them think he was already in collapse. They hastened to help him to a sheltering place, where he needn't move and soon his nonsensical talk was in full flow again.

Mrs. Lactic-Acid also was aggravated by motion, so she sat by Mr. Tabacum awhile, but she was sensitive to cold air and soon began to find fault with the weather and went below.

When Mr. Glonoinum came down the deck hunting for Mr. Tabacum, he discovered Mr. Nux Vomica leaning over the railing.

“Hello, old man. Making your contribution to the Atlantic?” said he, slapping Mr. Nux Vomica upon the back. Now it so happened that Mr. Nux Vomica was having a very difficult time in disposing of his dinner and when he heard that trite quotation, he was so mad that he could have knocked Mr. Glonoinum down, as it was Mr. Glonoinum dodged just in time to escape a book that Mr. Nux Vomica hurled at him. But now Mr. Glonoinum had been moving about so much that he began to feel a faint warm sickening sensation in the chest and stomach. He heeded the warning and went over and sat beside Mr. Tabacum.

Looking for the rest of our friends, I found Miss Sepia with a sick headache lying down in her stateroom. She was better lying down. I left her there, knowing she would be sad and gloomy if I took her into the open air. Miss Kreosotum I found walking the deck. She had vomited everything that she had eaten. Even her breakfast came up, and she was so restless that she couldn't keep still. Miss Theridion, I found with a sick headache. She was very nervous and depressed. She could not move nor talk nor shut her eyes, because either made her so sick. I gave her a drink of warm water, which made the nausea and retching better.

Mr. Petroleum had been troubled with nausea and colic and drowsiness since dinner, and I found him in bed, warmly covered. He had fallen into a restless sleep. As I stood and looked at him remembering the kind and quantity of dinner he had eaten, I didn't wonder at his restlessness. I went back on deck and joined the group by Mr. Tabacum just as Mr. Nux Vomica came up. He had finished his trying ordeal by the rail and was feeling better. Mr. Glonoinum, remarking that he had no further use for Mr. Nux Vomica's book handed it back. Mr. Nux Vomica, receiving it, replied neither had he.

Thus passed our first day out from America.

1708-10 Chestnut Street, Philadelphia, Pa.



EVERY DAY PRACTICE



Peculiar and Unusual Cases Wanted

CASE I. Mary D., age 4; had scarlet fever in July, 1907, with very little eruption; convulsions and an irregular intermitting fever, the latter remaining till the end, marked the convalescence. During August and September she was seen by several physicians, no two of whom made the same diagnosis. I first saw her November 14th, 1907, at which time following symptoms were present: Temperature, 104F; pulse, 120; respiration, 36; cross, irritable, much difficulty of breathing, with a large amount of rattling in the throat; lungs free from mucus, and otherwise normal; tonsils very large, uvula elongated.

Aconite was given, promptly relieving the fever and other symptoms, and was followed by baryta iod., 2x, to reduce size of tonsils. My diagnosis at this time being infection through bad tonsils. Through November and December there was improvement, but there were several rises in temperature, usually occurring in the afternoon or evening, accompanied by dyspnoea, and rattling in throat, especially when lying prone, either on sides or back. These attacks would be over by morning. The tonsils gradually decreased in size till there was a fairly good throat, but there began to be paroxysms of cough, usually in the early morning: 4 to 5, and occasionally also in the evening. This cough was severe, racking, with no expectoration and no mucus save in the throat.

December 29th, 1907, the last of the feverish attacks came on, following a long drive, as usual, over by morning, and the child got up feeling fine and playing. About 8 o'clock she was seized with a severe paroxysm of coughing, ending with the ejection of quite an amount of bloody pus, both through the nostrils and mouth. She became unconscious in a few minutes and died in half an hour. On arriving I found a little very superficial respiration and a throat full of pus and caseous matter.

This case has no therapeutic lesson to convey unless it be the action of the baryta iodata on the tonsils, which is not new, but given a set of symptoms like this—an undeveloped scarlet fever, followed by a poor convalescence—an irregularly intermitting fever, with dyspnœa rattling, but *no* trouble in the lungs, look for what I found too late—a deep-seated pharyngeal abscess. Was there in this case a tuberculous condition set up by the scarlet fever or was it a simple abscess? I am inclined to believe the former.

CASE II. Case of mal-development of fetus—interesting because of its peculiarities.

Boy—six pounds—very near term, development complete, case as follows: Lungs refused to expand; never breathed only by forcing; complete cleft of palate and lip: right hand had thumb, first and fourth fingers normal, second and third fingers about three-eighths inch long, ends looking like a large wart, and pediculated about half their length as if by long-continued ligation; left hand: thumb and fourth finger normal, the first, second and third fingers a triangular shaped mass, apex at the tips—with very faint lines showing where fingers should have separated; no nails on this, but on the separated fingers nails were normal. Add to this a double scrotal hernia and try to think of such a child living. Parents, grandparents and whole family are healthy; the only explanation seems to be a freak of nature.—*A. F. Swan, M. D., Frederick, Colo.*

* * *

Baby M. This little baby, nine months old, was brought to my office, suffering from the following conditions and symptoms: The child is of good parentage, no history of malignancy, and yet constantly ill. It seems this little baby was never able to digest its food, though frequently changed and given with the utmost care and regularity. The child was thin, pale, emaciated, sleepless, irritable, irregular in its bowels, and a cause of great anxiety to its parents. It was slow teething, perspires easily, took cold easily, and seemed to lack reactionary powers. It looked very much like a case of marasmus and yet there were no true pathognomonic symptoms present. Careful inquiry as to diet,

care and all that was made and nothing could be learned except that Mellin's food was the only food that the child could retain, all other foods were regurgitated in the form of scybilla. What shall we do with this child? It was put upon s. l. for a week to await further developments, with instructions to continue Mellin's food. It was then brought back to my office suffering with small pustules in the ear, with some slight amelioration of other symptoms. We now have a better picture than before, in this, that the child is developing pathognomonic symptoms. This symptom indicating lowered vitality and a tendency to suppurative eruptions, lead to the selection of a remedy. We now have a basis for an accurate prescription. The child, therefore, was put upon calc. pic., 6x, 3 pellets, 3 times a day for one week. The child was then returned very much improved. In the meantime the remedy had produced some very peculiar symptoms. The baby being of an acid constitution, was now throwing off a very acid perspiration. Not only this, the discharges from the various orifices were very excoriating. The remedy was stopped and the child put upon s. l. again for fourteen days. At the end of these two weeks it was wonderful to see how this child improved. The remedy was continued two weeks longer and the child again returned to the office. On inquiry we found that symptoms were disappearing and a few other marked symptoms had come to the surface. These symptoms were a craving for the yolk of eggs, severe perspiration about the head, throat and shoulders and the child more restful when constipated. It would not require an experienced hand to prescribe for this sweet little child. You see the remedy. Calc. carb., 1m., was given at once and s. l. continued for a few weeks. This child has needed no medicine for nearly a year, it has improved in every way that one could desire. The mother takes delight, when passing my office, to occasionally bring the child in to show me what has been accomplished. The child had been, prior to my seeing it, in the hands of others. Now this is a small matter, and yet it is another proof of the immutability of the law of similars.—*G. E. Dienst, M.D., Naperville, Ill.*



“A REPERTORY CASE.”

EDITOR CRITIQUE:

In re Dr. Staads' criticism of my paper, entitled "A Repertory Case," in the December CRITIQUE, I think the Doctor is in error when he says: "Hyosciamus is not the simillimum."

As I understand the matter, the simillimum is that remedy whose *characteristic* symptoms are the *most similar* to the *characteristic symptoms* of the *patient*; and, although one remedy may have more "marks" than another; that fact does not necessarily make it the simillimum. For instance, in the case under discussion, according to Boger's Bonninghausen, hyosciamus has fifteen marks and its characteristics cover ALL the seven characteristics given of the patient; while phosphorus has eighteen marks, but covers only SIX of them, and the *most characteristic* symptom of *hyosciamus* and the *patient*: "amelioration of cough by sitting" is NOT covered by phosphorus.

Again, the seven symptoms of the case worked out with Kent's repertory as authority, gives seventeen "marks" in favor of hyosciamus against twelve for phosphorus.

Another proof that hyosciamus is the simillimum, is it's *action* in the case, viz: "*Immediate relief, persistent improvement with a speedy, complete recovery.*" The "similar" remedy doesn't work that way.

If Dr. Staads refers to the psoric, constitutional cause back of the cough, it is not claimed that hyosciamus *has* or probably *can* remove that; but will require a more complete "taking the case" and careful study of same to find the anti-psoric remedy which will as accurately cover the *chronic* constitutional cause as did hyosciamus the *acute* manifestations.

From the general personal appearances of the patient, however, I doubt if phosphorus will prove to be the remedy required; but cannot state positively until case is more thoroughly taken.

With thanks to Dr. Staads for his kindly criticism, bringing out still more forcibly the interesting points of the case, I remain,
Very truly yours,

S. H. SPARHAWK.

St. Johnsbury, Vt., January 16, 1908.

THE PHYSICIAN VS. THE SURGEON.

By M. E. Van Meter, M.D.

Editor of THE CRITIQUE:

Not many months ago Doctor R. del Mas of Centerville, Minnesota, wrote an article of criticism, and in this article he lauded the usefulness and beneficence of, as he styled them, the THINKING "Physician" over that of the MATERIALISTIC "Surgeon."

Two cases have recently fallen under my observation, that so disproves the doctor's logic that I feel impelled to report them, and will let the many readers of THE CRITIQUE draw their own conclusions.

I wish to say, in the beginning, that the doctor referred to in this article, is not some uneducated ignoramus who is not supposed to know anything; but is a man who is an A. M. as well as an M. D. He has as large a practice as any one in the city, without exception, and, so far as I know, he is as successful (but makes no pretension to surgery): hence he is a fit representative of the medical side.

Two weeks ago today I was called into consultation by one of our leading physicians (how much THINKING he does I do not know) to see a child choking to death with diphtheria. Since the doctor holds a diploma from the homeopathic, the eclectic and allopathic schools (having obtained them in the order named),

as well as several from the leading European schools, more recently obtained (but who is not, nor could he be made a surgeon by any or all the schools in the land; though, perhaps he is as good as the average THINKING "physician"), we cannot charge up any of his mistakes, be they of omission or commission, to the wrong teaching of this or that school.

I found the child breathing laboriously, and thoroughly cyanosed and in the last extremis. The doctor had been treating it for a week, and for the last twenty-four hours it had been getting rapidly worse.

As soon as I saw the child I knew that there was but one thing to be done; but doubted if it could be done in time to save its life.

As the doctor had no instruments with him, and not knowing to what kind of case I was going, I took none, and knowing there was not a minute to be lost, I ordered it into a carriage, and had it taken at top speed to a hospital. It seemed it would die before it could reach its destination.

We could not take the time to make any of the usual preparations for an operation, as the child was breathing its last. It was hurriedly placed on the bare wire springs of a vacant bed that stood by, and with what instruments I could grab up, I opened the trachea and inserted a tube. By the time I had accomplished this the child had ceased to breathe; but with the inrush of air through the tube, caused by artificial respiration, it began breathing again, and soon the cyanosis began to disappear. The tube has now been out for the past three days; the child breathing normally and sitting up in bed playing.

Who saved this child's life, the THINKING "physician" or the MATERIALIST "surgeon?"

The day before I was called in to see the child this same doctor had this case: A young lady whom he had known since childhood, and a few months married, called and told him she thought she was pregnant, and, in time would need his services. On the day mentioned, at the noon hour, she went to a nearby market to get some meat. While gone, she was seized with a sharp pain in the region of the ovary. She hurried home and began using domestic remedies, but grew worse, getting weak

and faint. The doctor was called and administered some internal remedies. The patient continued to grow worse and in a few hours was dead. A post-mortem showed the abdomen full of blood. How different the result: had she been in the hands of a MATERIALIST "surgeon" instead of that of a THINKING "physician?"

140 Sixth Ave., San Francisco, Cal.

THE AMERICAN INSTITUTE MEETING.

To the Members of the American Institute of Homeopathy:

Your executive committee met January 6th at the office of the secretary, five members being present, and Dr. Reily being represented by a written report and proxy. The president and first vice president reported having visited Oklahoma City, spending Dec. 30th and 31st in investigating its merits as a meeting place. They were cordially received and cared for by the chairman of the local committee and the other three members of the local profession.

As a result of their investigation, much as it dislikes to disappoint the enthusiastic and hospitable people of that thriving little city, your executive committee, by unanimous vote, has deemed it necessary to exercise the authority given to change the place of meeting.

In determining this problem your executive committee must, of necessity, count upon a meeting of normal size. Our Oklahoma friends are sure the attractions of their community would draw even more than the usual attendance. For six years past the average of members and visitors has been 875. If half this number were to attend a meeting at Oklahoma City, it would be impossible to give to all comfortable hotel accommodations, especially difficult for a convention covering almost a week of time. There are but two, so-called, first-class hostleries in the city. The Lee, the leading one, is building a seven-story annex,

which, as yet, is far from completion. It has been expected that this hotel would furnish headquarters and committee-rooms. At Jamestown special rates and accommodations based on contract agreement, were promised at the Lee. To our surprise, the proprietor of this hotel, in contradistinction to all other citizens of the city, showed the members of the executive committee scant courtesy and refused to accede, in the slightest degree, to the wishes or necessities of the Institute. Not until after the departure from the city of the committee did the local chairman and the Board of Commerce wring unwilling concessions from this proprietor. Even then the rate proposed was far in excess of the contract agreement related at Jamestown and stipulation was made that no committee rooms should be used in the evening.

Not only were the proposed arrangements unsatisfactory, but also the accommodations possible far from adequate. Contingent upon the completion of the annex and contemplating, too, that at least two people should occupy each room, quarters for not to exceed two hundred guests was the most favorable promise of the Lee. Under similar conditions a hundred and fifty guests might be crowded into the second hotel. Bath rooms, much needed during dusty Oklahoma June, are scarce in both hotels. Were the attendance of members, visitors and exhibitors to exceed three hundred and fifty, the second-rate hotels and the boarding houses would have to provide for the balance.

The "White Temple" proved unavailable, except possibly for the opening session. It was found that the meetings would have to be held in different places, more or less remote from each other. It would be impossible to have all the sessions of the Institute, its bureaus and committees, the allied societies and the exhibits under one roof. The comfort of the places proposed, too, would largely depend upon the temperature and barometric conditions, said to be decidedly objectionable in summer.

The usual reduced rates on the railroads are no longer available because of the new interstate law. The distance of Oklahoma City, nearly four hundred miles from Kansas City, would make this absence of a special railroad rate a material burden to most of our members. The three general passenger agents met at Oklahoma could promise nothing, unless the journey were begun

on Wednesday for our eastern members and on Thursday for the middle West, with no concession at all for the far West. No through trains to Oklahoma are run from Denver, Chicago or the East. Unless Pullman car parties of eighteen or more persons were arranged, eastern visitors going by way of St. Louis would have to change cars there, and if they traveled by way of Chicago, would require a change at that point, and a second change at St. Louis or Kansas City. In order to free those who presented the claim of Oklahoma we wish to say that the less liberal policy of the railroads as to rates and through trains is a recent move and, of course, was not anticipated last June. However, it is no less a disappointment and, in view of the present financial stringency, a serious objection, in the opinion of your executive committee.

For these reasons and others which were discussed for hours by your committee, it was thought best to have our meeting elsewhere. Invitations came from Hot Springs, Pittsburg, the state of Pennsylvania, Los Angeles and Detroit. We were not unmindful of the potency of the claims of each of these possible locations, and to the loyalty of the members of our school in these places the Institute owes its thanks. We could not overlook the fact, however, that the American Institute had recognized the justice of the demands of the West and Southwest. That territory received our first and last thought, Kansas City, Missouri, is a western city and in every sense is the gateway to the Southwest. The preferred invitation of our men in Kansas City was, therefore, accepted and it was decided to hold the meeting there during the week beginning June 22nd.

It were perhaps a work of superogation to speak of the beauties and attractions of this wonderful city. Commercially, physically, aesthetically, it is second to none in these United States. The combined population of Kansas City, Missouri, and Kansas City, Kansas, separated simply by an imaginary line, is nearly four hundred thousand. The municipalities form one great, restless, aggressive, progressive, beautiful city. High bluffs, deep gorges, attractive ravines, multitudes of rivulets, great rivers, high land and bottoms—all give themselves to natural picturesqueness and artistic possibility. Millions upon millions have

been spent in developing one of the finest park and boulevard systems in the world. This is, without doubt, one of the show cities of America. The transcontinental tourist who has simply passed through Kansas City, and almost every American railway system touches it, knows nothing of the multitudinous attractions of this place. The railways are in the valley out of sight and the city on the hill-tops. One must take the incline and view it from a high place to know that at his feet lies the pride of the West, beautiful Kansas City. Here are vast hotels, gorgeous theaters, great churches, palatial homes, wide gardens, inviting shade, and cool retreats. The hundred members of the local profession and the nearly two thousand of the state of Kansas and Missouri will give us hearty welcome.

The trip to Kansas City is easily and quickly made. It is a night's journey, twelve hours, from Chicago, six hours from St. Louis, over night from Denver, and can be reached from New York city with but one night on the sleeper.

To Dr. Hensley, the local profession, the Board of Commerce, and the cordial people of Oklahoma City we express our hearty thanks for the courtesies shown and the hospitality offered. We regret that necessity rules our action, but, knowing their hearts and minds, we believe they will gracefully submit to our decision and, in company with the membership of the American Institute, do all in their power to make the 1908 meeting at Kansas City a great and lasting power for good to our beloved homeopathy.

Respectfully—Royal S. Copeland, W. E. Reilly, J. Richey horner, Frank Kraft, J. H. Ball, T. Franklin Smith, *Executive Committee*.

Ann Arbor, Mich, January 10, 1908.

ARUM TRIPHYLLUM, Jack-in-the-Pulpit, has for its distinguishing characteristic, *acid discharges* from all sources.



FROM THE JOURNALS



SQUIRMING.—It is probably human nature to rejoice when one gets caught in a trap one has set for another. The allopathic press in Texas is doing the squirm act. The Texas Medical Journal now comes back at the A. M. A. for buncoing the profession of Texas in handing them the lemon of a one board bill. Listen to this: “The unification idea emanated from the great medico-political machine at Chicago—the Octopus (Journal A. M. A.)—and the skeleton of a one board bill was presented to each State Medical association. That the House of Delegates is dominated by the great machine goes without saying—and our committee on legislation sacrificed every principle of professional ethics and pride at the dedication, really, of an apostate homeopath, the power behind the Octopus, Simmons.”

This from an editorial. We fancy another low grade education state, namely, New York, will some day regret the Similar Citrus fruit handed it by the A. M. A. in the ‘Skeleton of a one board bill’ that was and is being pushed so energetically and industriously by them.—*Medical Century.*

A NEW ANESTHETIC.—Announcement of the discovery of a new anesthetic—safer, cheaper and simpler than any hitherto known—is about to be made by the Rockefeller Institute for Medical Research. The new anesthetic is nothing else than plain, common Epsom salts, or, to give it its scientific name, sulphate of magnesia. It was discovered by Dr. Samuel J. Meltzer, one of the Rockefeller experimenters. Its greatest value is that it permits any sort of an operation without any danger to the heart of the patient. Either local or general anesthesia, it is said, may be produced by the injection of a twenty per cent. solution of the familiar drug into the nerve tract governing the sensations of the part to be operated upon. The beneficial effects of the discovery—the number of lives that may be saved through its use—will more than repay the \$5,000,000 with which John D. Rockefeller has endowed the institute. It will prevent deaths from the powerful reactionary influence of ether and chloroform, the institute workers believe. And it will give a chance of life to those whose fragile hearts will not stand the stress of the administration of those drugs.—*Medical Counselor.*

THE MIGHT OF THE INFINITESIMALLY SMALL.—

The application of a few drops of oil is often the secret of an enormous piece of machinery doing its work smoothly and well, the work accomplished being out of all proportion to the quantity of oil used. On the other hand, a little grit may effectually stop the machine. Little things may serve, therefore, either to retard or to accelerate highly important processes. We know what infinitesimally small quantities of certain substances will put an end to the great vital processes, and we know also how endless appears to be the action of enzymes or ferments which render food assimilable so that the same vital processes are sustained. A thirtieth part of a grain of aconitine will kill the human organism; one part of an enzyme will transform 100,000 parts of cane sugar into invert sugar; the enzyme of malt will convert a thousand times its weight of starch into sugar, and so forth. Nor is the enormous action of infinitesimally small quantities confined to the organic or organized world. Even certain materials devoid of life are found to exert a similar action. Platinum, for example, in the colloidal state, is capable of decomposing 1,000,000 times its weight of hydrogen peroxide into water and oxygen, and then of remaining as strong and as active as ever. Perhaps the most remarkable fact in connection with the extraordinary vitality of colloidal platinum is that its energies are at once paralyzed by such ordinary animal poisons as prussic acid, corrosive sublimate, or sulphuretted hydrogen. The platinum may thus be said to be the poisoned, and such a small quantity as one millionth of a grain of prussic acid is sufficient to prevent this great transforming power. To give another example of the decided effect of minute traces of various substances it has been found that certain water organisms are destroyed in water contained in a copper vessel, and yet the quantity of copper present is only one part in a 1,000,000,000 parts of water. Such effects are impressive and they are calculated to impress us still more when we contemplate the number of processes going on in the human machine, which are dependent upon the action of small things. The great processes of oxidation depend upon small things; the small amount of hæmoglobin iron in the hæmoglobin probably controls its oxygen carrying property. The minute amount of arsenic and iodine in the thyroid gland probably plays a role of great importance; the enzymes are mighty and the atom also—*The Lancet, November 23, 1907.*
—*The Hahnemannian Monthly.*

The Critique

Published by The Denver Journal Publishing Company.

JAMES WILLIAM MASTIN, M. D., MANAGING EDITOR
230-1-2 MAJESTIC BLDG., DENVER, COLO.

J. WYLIE ANDERSON, M. D., BUSINESS MANAGER
1-2 STEELE BLOCK, DENVER, COLO.

ASSOCIATE EDITORS:

- | | |
|--|---|
| JAMES TYLER KENT, M. D.,
92 State Street, Chicago, Ill. | NORMAN M. SMITH, M. D.,
3000 Hennepin Ave., Minneapolis, Minn. |
| L. CURTIS PHILLIPS, M. D.,
12 Palifax Street, Pensacola, Fla. | V. A. HUTTON, M. D.,
118 E. Second Street, Florence, Colo. |
| RUDOLPH F. RABE, M. D.,
Hoboken, N. J. | HARRIET HORNER, M. D.,
Castine, Maine. |
| CARRIE E. NEWTON M. D.,
Brewer, Maine. | ALBERT F. SWAN, M. D.,
Brighton, Colo. |
| ROY C. FISHER, M. D.,
Kechi, Kansas. | SAMUEL S. SMYTHE, M. D.,
230-1-2 Majestic Bldg., Denver, Colo. |
| A. H. GRIMMER, M. D.,
2908 Lake Park Ave., Chicago, Ill. | R. del MAS, M. D.,
Centerville, Minn. |
| NORMA M. BALDWIN, M. D.,
Hagerman Bldg., Colo. Springs, Colo. | J. E. HUFFMAN,
Healdsburg, Cal. |
| F. E. GLADWIN, M. D.,
1708 10 Chestnut St., Philadelphia, Pa. | G. E. DIENST, M. D.,
Naperville, Ill. |
| JULIA C. LOOS, M. D.,
30 N. Second Street, Harrisburg, Pa. | W. J. HAWKES, M. D.,
4th and Broadway, Los Angeles, Cal. |
-
-

Communications of a literary nature, books for review and exchanges should be addressed to the Managing Editor. Those relating to business matters, inquiries for advertising rates, space, etc., should be addressed to the Business Manager.

MATTERS FOR PUBLICATION, NOTICES OF CHANGE IN ADVERTISEMENTS SHOULD BE IN THE HANDS OF THE RESPECTIVE DEPARTMENTS BY THE 15TH OF THE MONTH PRECEDING DATE OF PUBLICATION TO INSURE ATTENTION. No attention whatever will be paid to communications unless accompanied by signature and address of the author. We would respectfully request that correspondents be particular to write upon but one side of the paper, write plainly, spell correctly, and bear in mind that there is such a thing as the proper use of capital letters and punctuation marks.

EDITORIAL COMMENT.

KANSAS CITY—NOT OKLAHOMA CITY.—At a meeting of the executive committee of the American Institute of Homeopathy, held at the residence of Secretary Frank Kraft, Cleveland Ohio, January 6th, 1908, it was decided to change the meeting place of the A. I. H. from Oklahoma City to Kansas City, Missouri. The committee states that this move is made "for good and sufficient reasons," and now that the decision is announced it behooves every homeopathic journal and practitioner to set the ball rolling for a rousing meeting; let us all work in harmony

and there is no reason why the results should not be more than satisfactory.

I have had more or less to say re Oklahoma City and have stood up so far for the first choice of the Jamestown meeting, but now that the official order has been issued I am willing to make the proper "salute" and begin to arrange for entertainment among my many relatives and friends on the banks of the raging Kaw.

More next month.

M.

* * *

WHAT ARE WE DOING?

The November 30th issue of the *Journal of the American Medical Association* has this in an editorial: "The element in the laity to whom Homeopathy is a sort of religion is decreasing and will ultimately disappear, and with it the reason for the existence of the homeopathic school."—*Medical Century*.

Under the foregoing caption our esteemed contemporary has considerable to comment upon with reference to the absolute indifference displayed by the homeopathic medical profession regarding the reflections cast upon it and its methods by the rival school of practice known as the "Regular." The little clipping is a very mild affair compared with some of the individual opinions expressed by members of the dominant school, but coming from the source to which it is credited merely shows the absolute contempt the mouthpiece of the A. M. A. has for those whom the association are endeavoring to entrap in their little game of "we love you so much—come in and be of us; *real* doctors."

Bosh and likewise rats!

I am glad to see *Medical Century* showing a disposition to defend homeopathy in more vigorous terms than is usually employed by the rank and file of our journals; it will have a very stimulating effect upon the profession in general. One could hardly expect our more ponderous publications, such as *Hahnemannian Monthly* and the *North American Journal of Homeo-*

pathy to unbend sufficiently in their dignified stiffness to say much that would startle either the laity or a very great number from among the profession, but there are other journals such as *American Physician*, *Medical Counselor*, *Medical Century*, *Pacific Coast Journal of Homeopathy*, THE CRITIQUE and perhaps one or two others that will have no hesitancy in saying things which could be comprehended very easily by the laity and increase their faith in the religion which the J. of A. M. A. "regrets" is so seriously on the decline.

The *Medical Century* should be supported in its propagandistic movement to disseminate reliable information among those who are anxious to know more of a therapeutic law which has withstood the withering blasts from the most unfeeling and frigid sources; and the propaganda should be so extensive that this information might be made to reach some of the more intelligent members of the "regular" school. There are those included in this category who would like to know something about homeopathic therapeutics if they could get the information from reliable sources, and you may rest assured that these same men are not among those who declare "there is no difference nowadays between an allopathic and homeopathic physician."

I'll admit there is very little difference between a certain class of so-called homeopaths and the allopathic physicians, but when you reverse the order of comparison I object.

THE CRITIQUE conducted a "crusade" some few years ago, which, I have sometimes thought, was somewhat ill-advised, but even with its crudeness and somewhat coarse conductment I am led to think, also, that it has been the means of making many sit up and take notice. Now that some of our more prominent publications are advising the same course, with slight variation of the methods to be employed, let us all hope there may be still more and better results come from it.

M.



Miscellaneous Matter



Send Us a Personal Item Occasionally

Kansas City, not Ock-lahoma City.

Doctors Clinton Enos, George E. Brown and Peck have been appointed on the County hospital staff.

Dr. Brice, one of the old guard of the medical profession, died in this city the latter part of December.

The State Board of Medical Examiners for the State of Colorado met in Denver the 7th of last month.

Mr. C. H. Taylor, secretary Halsey Bros. Co., Chicago, Ill., was a caller recently at **Critique** headquarters.

That that is is that that is not is not. Will someone please punctuate the foregoing and put some sense into it?

Grippe had nearly everyone in its clutches sometime during the past month. Of course we refer to Denver people only.

June 22nd is the date, and Kansas City the place, for the forthcoming meeting of the American Institute of Homeopathy. Get busy.

Dr. Nicholas Senn, the famous army surgeon of Chicago, was one of the recent ones to cross the "Great Divide," according to the secular press.

Among the numerous callers at **The Critique** office during the past month, none were more welcome than Mr. A. Darlow, cashier of the U. P. railway at Omaha, Nebraska.

The New England Medical Gazette seems to have undergone an editorial change, but it is just as interesting and instructive as ever, from a homeopathic point of view.

"What To Do for the Head" and "What To Do for the Stomach" are two publications which should be in the hands of every homeopathic physician and student in the country.

The coroner of Chicago, Hoffman by name, says that suicide is much more liable to occur among married persons than those scheduled among the single ones. Wonder why this is?

Writing from London, England, and enclosing subscription to **The Critique**, Dr. John H. Clark, the famous Homeopath of that country, says: "Do not wish to be without your excellent journal."

Dr. G. E. Dienst, Naperville, Illinois, writes for back numbers of **The Critique** with which to fill out files for binding. We never have any "extra copies" left over; just a sufficient number to fill our own files.

Dr. J. Wylie Anderson, ye business manager, was grabbed by the grippe, one of the early days of last month, and you all know what that means, don't you? Well, Mr. Grippe got the decision.

Dr Albert F. Swan has just succeeded in securing a name for his postoffice address. It is Frederick, Colorado, and Swan's many friends in this section will be glad to know that he is "there with the goods."

Park Avenue hospital, hardly necessary for us to say "nee Denver Homeopathic" has a new set of executive officers. A. Mr. Lamborn is the new superintendent and Miss Minnie Goodno, principal. (?)

Read the communication from the executive committee of the A. I. H. regarding the change of meeting place of the Institute from Oklahoma City to Kansas City. That e. c. is all right, all right!

Several out-of-town cases have been treated at Mercy hospital during the past month by Drs. Smythe and Mastin. Both patient and physician certainly gets the most courteous treatment at this institution.

Dr. G. A. Huntoon, editor of **Iowa Homeopathic Journal**, has had additional honors conferred upon him recently. He was elected president of the Des Moines Homeopathic Medical Society at the meeting held December 9th.

What fun the New York doctors and some other "experts" will have separating the Thaw family from some of their hard earned money! No, it is not "hard earned" by the specialists; it is what is termed "easy money."

Numerous interesting papers were received too late for publication in this issue. Among that number one by Dr. J. C. Holloway, Galesburg, will appear in March issue under "Special Article" heading, and refers to the treatment of la grippe.

We understand there is some talk that the Medical Department of Westminster University will be made a strictly homeopathic affair.

If this is a fact, every homeopath in the state should pull off his coat and work for the success of the school.

Dr. Freeda M. Lankton, a prominent homeopathic physician of Omaha, died in that city December 5, 1907. She was at one time president of the Nebraska State Medical Society and highly respected by her associates and a large circle of clients.

President Copeland, Vice President Horner, Treasurer Smith and Secretary Kraft were of the meeting which changed the Oklahoma City prospects Kansascityward. Rollin H. Stevens, president of the National Society for Physico-Therapeutics, was also present.

Dr. Norman G. Burnam, the youngest old homeopathic physician of the Rocky Mountain region, accompanied by his wife, will sail from New York, February 6th, for a protracted trip to foreign points. Their friends join *The Critique* in wishing them a safe and pleasant voyage.

The Iowa Homeopathic Journal says that Dr. C. W. Eaton of Des Moines had been invited to deliver an address on Variolinum before the Homeopathic Medical Society of Chicago the first week in January. Hope he did so, as he understands that line of talk from A to Z.

Dr. Margaret Hofer Beeler is now the proud auntie of a brand new boy baby which appeared at the home of her brother in Cheyenne, the early part of last month. Hope he will not have the measles as often as his distinguished aunt had during her college days.

A man writes to an Illinois editor and asks what the word "per" means in business matters. The editor in question gives him an example thus: "A man in a bank or other office occupation gets so much per month." In the case of a doctor he gets so much, per haps.

The next meeting of the American Institute of Homeopathy will be held at Kansas City, Missouri, instead of Oklahoma City. This does not change the attitude of our editorial of last month re the great Rock Island system's superior service; Kansas City is on that line, too.

According to *American Physician* a Cleveland young man who had but recently recovered from a severe illness declared that "professional nurses have no business being so confoundedly good-looking." Out this way the young and old chaps all want them that way. Cleveland lobsters.

Kraft says that dance hall proprietors and Gillette, the safety-razorinctum of the country, are two specimens of those who are pleased to see "their handsome liniments" in the newspapers. In this country it is those "doctors" who cure everything—and whom the State Board fails to prosecute.

Dr. T. H. George, one of Cleveland's most promising and progressive young homeopaths, was elected president of the Cleveland Homeopathic Medical Society at its December meeting. **The Medical and Surgical Reporter**, in consequence, surmises that the success of the society for '08 is assured.

The Critique desires to acknowledge receipt of proofs from **Medical Century** of proceedings of the committee on "Medical College Inspection and Classification," held at the Auditorium in Chicago, December, 19, 1907. We regret very much that the same were received too late for publication in this issue.

Eugene Christian of New York City, and styling himself a "food scientist" has sent this office a rather lengthy letter re his little tilt with the "County Medical Society" of his home town, in which he claims to have administered a knock-out punch. The business manager will be glad to give our advertising rates on application.

The Texas allopaths are bellyaching about their new state law already yet. Isn't it too bad that when the biter gets bit he always bewails the fact in loud tones of voice. We hope a few other states will take warning of the sad situation, from an allopathic viewpoint even, of the medical laws of the Lone Star State.

The customary postal card announcement from the Denver Homeopathic Club set forth the fact that the meeting of January 20th was the annual meeting for the election of officers and other important business. **The Critique** regrets that no quorum was present, consequently no election was held. Just what action will be taken remains to be seen.

Medical Counselor knows a good thing when it sees it. Result: Copied Dr. Gladwin's article, "Christmas with the Crocuses," which appeared as the special article in January number of **The Critique**. Dr. Gladwin's style of writing on materia medica topics is so original and instructive that it cannot help do good along homeopathic lines and we hope to have much more of it.

Among other nice things which **Medical Century** said concerning Dr. Dienst's little book, "What To Do for the Head," nothing was more

convincing that it should be read by every homeopath than the following: "The amount of good, sound, practical homeopathic materia medica contained in this little volume is wonderful." Now there isn't much more to be said about a homeopathic publication that should add to its value, so get in on the ground floor and buy one real quick.

Dr. Curtis A. Wherry, who has practiced medicine in Ogden, Utah, for several years, called at this office on his way home from the East, where he has been for some time taking a post-graduate course in surgery. The doctor is a homeopath of high order and will move to Salt Lake City, where he will confine his practice to surgery. The homeopathic profession of that city should give him undivided support, as he is well equipped to give thorough satisfaction in that line of work.

The team which will represent the University of Colorado in debate with the University of Utah was chosen by competitive debate at the Boulder institution the 14th of last month. Among those to whom the honor went was Mr. Frederic Anderson, son of the business manager of **The Critique**, and his many friends feel, knowing of past achievement on his part, that he will add much to the chances of Colorado University in carrying off the honors of the event in anticipation.

The next regular annual meeting of the Minnesota State Institute of Homeopathy will be held at Minneapolis, Minnesota, May 19-20-21, 1908. You all know how enthusiastic those Minnesota fellows are and nothing but a real, live meeting may be expected. We hope to be able to print as full report of this meeting as we did of the last one. But say, what became of those proceedings which were to have been published?

Inasmuch as there has been so much dissatisfaction regarding the selections made by the Institute of meeting places in the past, why not begin laying plans for the entertainment of the association for 1909 thus early in the game? Offers will be considered and by addressing Dr. Frank Kraft, Secretary of the A. I. H., 2055 East Ninetieth street, Cleveland, Ohio, much may be accomplished by representatives of any city soliciting the honor of housing this association next year. Get busy.

Dr. Thompson, who was interne at Mercy Hospital, this city, during the greater portion of 1906-7 is now located at Helena, Montana, and his host of friends will be glad to know is building up a most

excellent practice. The doctor was one of the most thoroughly respected men in the profession hereabouts, and the people of Helena are to be congratulated upon the fact that so capable and courteous a gentleman has located in their midst. **The Critique** takes great pleasure in recommending Dr. Thompson to the profession of this hustling Montana town.

The students of the University of Pennsylvania Medical School have formed an organization, the purpose of which is to acquaint the undergraduates with the workings of the American Medical Association, after which it is very closely modeled. The various student societies take the place of the state organizations and elect members to a House of Delegates which transacts all the business of the Association. An annual meeting is held at which papers are read by chosen members, thus encouraging original research and a scientific spirit. The organization is named The Undergraduate Medical Association of the University of Pennsylvania and already has over two hundred and fifty members.

Mrs. Hannah Beeler died very suddenly at her apartments in this city, January 2nd. She had been ill for some little while but was supposed to be recovering nicely, when the end came without any warning whatever. She is survived by a daughter, Dr. Margaret Hofer Beeler, a prominent member of the homeopathic profession of this city, and a son residing at Cheyenne, Wyoming. She was sixty-eight years of age. Dr. Beeler has the hearty sympathy of a host of friends among the profession, especially alumni of the old Denver Homeopathic College, of which she was a graduate. The remains were taken to Pittsburg, Pennsylvania, the latter part of last month, accompanied by Dr. Beeler and her brother.

The B. & T. people—especially F. A. Boericke, M.D., and E. P. Anshutz—have issued a handful of small “dodgers” to announce the existence and successful use of some of the “best sellers.” Primarily there is Kent’s “Lectures on Materia Medica.” It—this leaflet—gives a fine picture of this handsome man, not a day older than when we did the Gamaliel-sitting-at-his-feet act some twenty short summers ago, and helped him in various ways, as well as imbibed his lectures. At that time he wore an immense Mother Hubbard beard, and other apparel. Very few of the class “soldiered” on his lectures. We have already said so, and plainly, but B. & T. did not use it or any part thereof to advertise the “Lectures”—we already have said how good these Lectures are, and how no student can go wrong who purchases the book, and sets himself diligently at work to learn Dr. Kent’s method.—**American Physician.**



READING NOTICES



O f I n t e r e s t t o E v e r y b o d y

THE TREATMENT OF ALCOHOLISM.—The treatment of alcoholism often requires the use of vigorous tonics, and none will give more satisfactory or prompt results than Gray's Glycerine Tonic Comp.

SEXUAL NEURASTHENIA.—This distressing and frequently intractable malady is logically and successfully treated by the administration of Gray's Glycerine Tonic Comp. It does not act by temporary stimulation of weakened functions, but produces permanent benefit by its influence on the whole bodily nutrition. The nervous system is restored to a normal equilibrium and morbid fears are dissipated.

THE COUGHS FOLLOWING GRIP.—Dr. John McCarty (Louisville Medical College), in giving his personal experience with this condition, writes as follows: "Ten years ago I had the grip severely and every winter until 1902 my cough was almost intolerable. During January, 1902, I procured a supply of Antikamnia & Codeine Tablets and began taking them for my cough, which had distressed me all winter, and as they gave me prompt relief, I continued taking them with good results. Last fall I again ordered a supply of Antikamnia & Codeine Tablets and I have taken them regularly all winter and have coughed but very little. I take one tablet every three or four hours and one on retiring. They not only stop the cough, but make expectoration easy and satisfactory. The best results are obtained by allowing the tablet to dissolve slowly in the mouth before swallowing."

A USEFUL TONIC.—The season is now on us in which we find many patients suffering from coughs and colds. In many of these cases the general system is below par, and in order to hasten recovery from the catarrhal conditions of the air passages, a general tonic is indicated. Cod liver oil is a century old remedy for coughs and where the stomach can handle it, there exists no reason why it should not be employed and in such cases the results are satisfactory. But in many of these sufferers digestion is enfeebled, the appetite is poor and cod liver oil is not well borne. Fortunately for patient and doctor, modern pharmacology has provided a preparation of this valuable agent which contains "all of the oil except the grease," to which has been added the hypophosphites, with glycerine and agreeable aromatics. It is not only wonderfully efficacious, but pleasant to the taste and readily handled by the weakest stomach. We allude to the well known Hagee's Cordial of the Extract Cod Liver Oil Comp. prepared by Katharmon Chemical Co. St. Louis, Mo.—The Carolina Medical Journal.

VOL. XV	ORIGINAL ARTICLES	No. 3
Denver, Colorado, March 1st, 1908		

Entered at Denver Postoffice as Second-Class Matter.

CALCREA IODATA.

By James Tyler Kent, M.D., Professor Materia Medica Hahnemann Medical College and Hospital, Chicago.

The symptoms appear or are worse in the morning; afternoon; *evening* NIGHT; *after midnight*. It has produced abscesses. Strong desire for open air; open air excites and also ameliorates symptoms. The tendency is towards anæmia. There is general physical anxiety; asleep feeling in single parts; choreic movements. Becoming cold ameliorates many symptoms, but there is a tendency to take cold; cold, wet weather aggravates. It is a most useful remedy in tuberculosis. It has cured convulsions; clonic; epileptiform; with falling. Convulsive movements. Many symptoms come on before eating and are better after eating; some symptoms are worse before and after eating. There is marked loss of flesh. Exertion is impossible. There are fainting spells, fainting in a warm room. Fasting brings on more symptoms. Feeling of fulness internally. Internal hemorrhage. It is a most useful remedy in induration, especially following inflammation. Great lassitude; lying ameliorates, but lying long in bed aggravates, as the patient is worse from the warm bed. There is surging of blood in the body; pains are numerous but mild and flitting, burning, cutting, jerking, pinching, pressing, stitching, tearing; there is more weakness than pain. He perspires easily and becomes chilled during sweat. Pulsation all over. Many of the symptoms are right-sided. Swelling of affected parts and glands; swelling that suppurates. *Trembling* and *twitching*. The symptoms as well as the patient are worse from warmth, warm air, warm bed, warm room, warm wraps. GREAT GENERAL WEAKNESS; in the morning; during menses.

MIND: Becomes very angry over small matters. Frequent spells of anxiety; anxious over trifles. Aversion to company; con-

fusion of mind; delirium; delusions; sees dead people. Despair; discontented; discouraged. Dulness of mind. Worse from mental exertion. Fear of insanity; of misfortune; of people. Impatience; indifference; indolence; irresolution; irritability; during headache. Symptoms like insanity and mania. Mirthful. Mental prostration. Restless and anxious. **EXTREME SADNESS.** Dulness of the senses; starting in sleep; *weeping*; vertigo in the morning on rising; while walking; with headache.

HEAD: The head feels cold. There are congestion, heat and heaviness of the head; especially during menses. Crusty eruptions on the scalp. The hair falls out. It has cured Hydrocephalus. Itching of the scalp. Pain in the head; in the morning, binding up the hair makes the pain worse; with coryza and catarrh; compelled to lie down; before the menses, moving the head, noise, riding against a cold wind, stooping, talking, walking, warm room, wrapping up the head. Pain in the forehead above the eyes; in the *occiput*; pain in occiput before menses; sides of head but mostly in the right; temples, vertex. Pressing pain in forehead, occiput, sides of head, temples and *vertex*. Sharp pain in right temple. Shooting in head; in the occiput. Sore, bruised pain in head; stitching pains in head, in the occiput, in sides of head, in temples, in vertex; stunning pains in the head; tearing pains in the head, in the temples. Perspiration on the scalp; on the forehead. Pulsation in the head; forehead; temples.

EYES: Dulness of the eyes; inflammation of the conjunctiva; serofulous inflammation of the eyes. Lachrymation. Pain in the eyes; burning in the eyes. The ball of the eye is tender to touch. Protrusion of the eyes, exophthalmus. *Pupils dilated.* Redness of the eyes; of the lids; sunken eyes: swollen lids; twitching lids. Weak eyes. Vision foggy, dim. Colors before the eyes; sparks.

EARS: Catarrh of the eustachian tubes; discharge from the ears. The ears are hot. Noises in the ears; buzzing, humming, ringing, roaring. Pain in the ear; pressing, tearing. Hearing acute; later impaired.

NOSE: Catarrh of the nose, also of the posterior nares; redness of the nose. Coryza **FLUENT** and dry. Discharges from the nose: excoriating, fetid, greenish, purulent, thick, watery, yel-

low. Dryness in the nose. Epistaxis. The nose is obstructed and smell is lost; much *sneezing*. The nose is swollen.

FACE: The face is cold and sunken and the muscles twitch. The face is discolored, earthy, *pale*, red, *yellow*. Scaly eruptions on the face. Pain in the face. Swollen submaxillary gland.

MOUTH: Aphthæ in the mouth; the gums bleed easily; the tongue is fissured; dryness of the tongue. Offensive odor from the mouth. Pain in the gums, teeth and tongue burns. Salivation. Swollen gums and tongue. Taste astringent, bad, bitter, sour, sweetish. Ulceration in the mouth.

THROAT: Dryness and constriction of the throat; enlarged tonsils, honeycombed with small crypts; viscid mucus in the throat. Pain in the throat on swallowing; pressing pain. External throat swollen; many hard glands. It has cured GOITRE, even exophthalmic goitre.

STOMACH: Appetite INCREASED, ravenous or *wanting*; aversion to food. Desires stimulants. Eructations empty, sour; waterbrash; heartburn. Fulness in the stomach; flushes of heat in the stomach. Hiccough. Nausea at night and after eating. Pain in the stomach after eating; burning, cramping, cutting, *pressing*, SORE, stitching. *Pulsating* in the stomach. Thirst extreme, unquenchable. Vomiting on coughing, after eating, bile, blood, food.

ABDOMEN: Distension of the abdomen, tympanitic. Enlarged abdomen, mesenteric glands, spleen. Flatulence; obstructed. Hardness of the liver, mesenteric glands. Pain in abdomen; during menses, in hypochondria, in liver; burning, cramping, *cutting*, pressing in the hypogastrium. Pulsation in abdomen. Rumbling.

RECTUM: Constipation; inactivity of the rectum; difficult stool; hard stool. Diarrhœa; evening, after eating. Exhausting; stool bloody, copious, watery, white, yellow; passing of copious flatus. Hemorrhoid. *Itching* of the anus; burning after stool; tenesmus after stool; ineffectual urging to stool.

URINARY ORGANS: Retention or suppression of urine; much urging at night; frequent urination during the night; involun-

tary urination. Frequent paroxysms if busy; stinging pain in neck of bladder with frequent urging to urinate. It has been useful in Addison's disease. The urine is acrid, albuminous, cloudy, dark, pale, red, copious, with offensive odor and cuticle on the surface.

MALE GENITAL ORGANS: Erections wanting; seminal emissions; sexual passion increased without erections. Pain in the testes; induration of testes; swollen testes.

FEMALE GENITAL ORGANS: Sexual desire increased; congestion of the uterus. *Leucorrhœa* acrid, bloody, copious, yellow. Menses absent, *copious*, frequent, irregular, painful, suppressed. Metrorrhagia. Pain in ovaries and uterus. Sterility. Tumors on ovaries. Pain in both ovaries before menses.

LARYNX: Catarrh of the larynx and trachea; constriction, croup. Inflammation of the larynx; mucus in the air passages; pain in the larynx; phthisis of larynx; tickling in the larynx. HOARSENESS.

RESPIRATION: Accelerated, asthmatic, difficult at night and on ascending steps; rattling, short. Suffocation.

COUGH: Morning; evening, after midnight, asthmatic, DRY; from irritation in larynx and trachea, short, *spasmodic*; from tickling in the larynx. Expectoration: morning; bloody, greenish, mucus, offensive, purulent, viscid, yellow. Violent, hard cough after pneumonia.

CHEST: Anxiety in chest and heart; catarrh of the bronchial tubes; constriction of the heart. Induration of the mammæ. Inflammation of the bronchial tubes, of the pleura; oppression of the chest; pain in the chest on coughing; in the heart; burning, cutting, pressing, rawness; stitching on coughing; stitching in mammæ. Palpitation of the heart, warm during the night. PHTHISIS. *Trembling in the heart*. It has cured nodular tumors in mammæ, tender to touch, painful on moving the arm.

BACK: Pain in the sacrum; soreness in the spine; stitching pain in back and lumbar region.

EXTREMITIES: Enlarged points of the fingers; coldness of the upper limbs, hands, legs, feet; cramps in the feet; heat of

the hands; heaviness of the limbs; of the feet; itching of the limbs; numbness of the hands, fingers, lower limbs, legs; pain in the limbs, in the joints; in gouty joints; in the thighs, in the knees. Stitching pain in the shoulders, in the knees. Tearing in the joints, in the upper limbs, in the elbow, in the knees; perspiration of the hands, of the palms, of THE FEET; stiffness in the limbs; swelling of the hands, legs, knees, feet; œdematous; trembling of upper limbs, of the hands, lower limbs; twitching of the upper limbs, thighs, legs; weakness of the upper limbs, of the knees.

SLEEP: Dreams amorous, anxious, of dead people; nightmare vivid. Restless sleep; sleepiness in the evening; sleeplessness; waking too early.

CHILL: External, internal; *shaking chill*; tertian; warmth does not ameliorate.

FEVER: Fever in the afternoon; fever alternating with chill; *flushes of heat*; hectic fever.

PERSPIRATION: Sweat in the morning; during the night; in bed; cold; on SLIGHT EXERTION; on motion; profuse.

SKIN: Burning; coldness. Red and yellow spots. Dry skin; eruptions, boils, herpes, rash, scaly. Erysipelas.

92 State St., Chicago, Ill.

ALKALOMETRY—HOMEOPATHY.

We have heard much, and read more, recently, relative to the drawing together of the various schools of medicine—in societies, practice and such. In most, if not all, of these articles it has been the homeopath who was doing the moving *toward* the regular. The latter moves, to be sure, but always *forward*, toward *new* things, *new* theories—*never backward*—or toward things discovered by one Samuel Hahnemann something over a hundred years ago. No, indeed! However, a little history: Something over twenty years ago there was brought to the attention of the medical profession in this country a new system of medi-

eine, called in Europe, the Burgraevian, or Dosimetric system; the first from its enthusiastic supporter in Vienna, and the latter because its doses were graded by the metric system; for instance, .1, .01, .001, .0001, gramme.

This method (or system) of practice, was started actively by Dr. W. C. Abbott and associates, in Chicago, about fifteen years ago. When he began publishing the *Alkaloidal Clinic*, devoted to alkaloidal, or Dosimetric, medication, this journal becoming, in 1906, the *American Journal of Clinical Medicine*. This method consists, briefly: In using the alkaloids or active principles of the medicine, in tablet or granule form, instead of the tinctures, fluid extracts and elixirs of the usual drug store stock; these being isolated and prescribed in, to the "regular" mind, minute doses, ranging from one-sixth grain to one one-thousandth grain, given multiple if required up to a pronounced physiological effect, but given always on this principle: Small doses oft repeated and to effect, that is the curative effect, if obtained—and if not obtained *before* the physiological effect is reached then the wrong remedy was selected and should be discontinued, *unless* the physiological effect was desired—as in many cases it is.

For several months I have been reading *Clinical Medicine*, and with increasing interest. It is good. I have been particularly interested in the marked similarity of many of their indications for the use of the active principles to those used by the Homeopath in his use of the same remedies.

The reader should bear in mind always that Homeopathy consists *not* in the size of the dose, *not* in the indications on which the dose (any dose) is prescribed.

Alkalometry.

1. The indicated remedy.
2. Minute doses, oft repeated, till effect desired; ceasing, or diminished, when physiological action is reached.

Homeopathy.

1. The indicated remedy.
2. The least dose of any remedy which will effect a cure.

Take the first division: What constitutes the indicated remedy? Homeopathically speaking it is that remedy which most nearly corresponds to the symptoms presented, according to

the provings, *i. e.*, its physiological action on a well person. In alkalometry, though supposedly prescribing for a pathological condition, note the following indications for various remedies. (quoted verbatim from alkaloidal literature) and note their similarity to the homeopathic indication for the same remedies:

"If a dry, hard, barking cough is accompanied by a sensation of oppression, inability to breathe freely, simulating an asthmatic condition, lobelia is the remedy."

"An exudate of thick, tenacious sputa, with hoarseness, from a cold, accompanied by a hard, dry, irritating cough, are the special guides to potassium bichromicum."

"Colocynthin, in minute doses, (gr. 1-1000) is said to relieve abdominal pain."

"Dioscorein—In all colics and spasms of digestive tract relaxes tension."

"Glonoin—Sudden congestion of any organ, giving rise to pain and disturbed function.

"Bryonin—Relieves pleuritic pains."

These are a few selections scattered and brief. They prove or tend to prove, at least that the *curative* effect of many remedies, prescribed according to the Dosimetric method, is due to the fact that they are selected according to the law of similars. Could the action of bryonia in pleurisy, for instance, be explained as a physiological action, when a physiological dose will most certainly cause pleurisy, or pleuritic pains.

There is no reason to quarrel with the alkaloidists, they are on the right road, but they don't know it, or if they do, will not admit it. They are prescribing many active principles in minute doses, according to homeopathic indications, and giving the credit to anything and everything but homeopathy, as witness the following:

QUERY 5255.—"Atropine and Dilated Pupils." F. M. L., Arkansas, inquires why the use of minute doses of atropine with aconitine in cases where the little ones have widely-dilated pupils, rolling head and much restlessness controls the symptoms when nothing else will do it. The doctor was advised by a homeopathic physician to use belladonna. He tried atropine and, presto, "she did it." He says he has searched Waugh-Abbott's "Textbook of Alkaloidal Therapeutics" from page 66 (Therapeutics) to page 75, and not once does it say "atropine for dilated pupils." He wishes to learn more about this subject.

We note with interest your report on the effect of *minute* doses of atropine, when the pupil is dilated. There are two ways of looking at this matter. In the first place, the dilation of the pupil (occurring pathologically) is due to the absorption of a certain toxin, whose effect, in this respect, resembles that of atropine. The latter is one of the most powerful agents that we possess in the treatment of constipation when given in *very small* doses, the object being to paralyze inhibition. If given in larger doses it affects the muscular fibers of the intestines, paralyzing them and increasing constipation. Or you may take the homeopathic rule, which is, that exceedingly small doses of this (as of most other medicines) exercises a power directly contrary to that which they show in toxic doses. This is the well-known homeopathic "law," of "similars." While we do not consider it a *law*, it is undoubtedly true in many instances. Still we think the explanation is identical in both cases, and at the best it is only conjectural. The main point is whether its action is uniform and may be predicted with certainty or whether it is accidental and uncertain, and to determine this a large number of observations must be made before we can form definite opinions.

Note the partial admission that maybe there is something in the homeopathic law, and the apparent desire to explain by any other hypothesis.

To conclude I quote the following clipped from February *Clinical Medicine*, under the title "Specific Medication and the alkaloids, by John Benson, M. D., who if not a homeopath knowingly, is a pretty good one anyway: Two cases of typhoid fever, *both* presenting these symptoms:

"Both in bed; had fever eight or ten days; face flushed; heavy, sodden appearance; complain of chill, heavy headache; intelligence dulled; answer questions slowly; low muttering, delirium at night; tongue dry and coated; sordes on lips and teeth; bowels bloated, tense and tympanitic; gurgling on pressure, especially in right iliac region; general tenderness over abdomen; urine scanty, high colored, offensive; stools three or four a day, thin, watery and offensive; morning temperature, 101.5° F., to 102° F.; evening temperature, 103.5° F., to 104° F."

On which totality he very properly diagnoses typhoid fever. Now note his differentiations for therapeutic purposes:

"No. 1: Lies quietly in bed; seems averse to moving; irritable and cross when aroused; wants to be let alone; delirium, is always working at his last occupation; face appears hot and puffy; circumscribed red spot on right cheek; tongue dry, pale, with whitish-yellow

coat; breath offensive; pulse full and hard; slight, dry cough with stitching pains in right chest; slight dullness on percussion over right posterior thoracic region; few moist rales in same region; occasional stitching pains in abdomen; stools about three a day; thin, bilious-looking, offensive; complains of burning at anus; urine scanty, brownish-yellow in color.

"No. 2: Appears in a semi-comatose condition; falls asleep while answering questions; changes his position frequently; complains of bed being so hard; delirium, cannot rest, for he imagines his body to be broken in pieces and he cannot get them together; marked debility and prostration; body slides down in the bed; face is a dusky, purplish red; has a besotted appearance; tongue dry, brown coat in center; edges of tongue red and slimy; breath very offensive; pulse soft and compressible; stools, about four a day, thin, dark and horribly offensive."

Now note the medication:

"No. 1: Sulphate of sodium, 10 to 20 grains in a glass of water, to render pleasantly alkaline and administer *ad libitum*. One granule of **Bryonin**, gr. 1/67, every hour till effect, then less often. **Emetine** (from *Ipecacuanha*) gr. 1/67 every four hours, to loosen up the pulmonary secretions and relieve the congestion.

"No. 2: Hydrochloric acid, a few drops in a glass of water to render pleasantly acid—and **Baptisin**, gr. 1/12 every hour till effect and then less often—also strychnine arsenate, gr. 1/134, every three hours."

His reasons for the two prescriptions, condensed, follow:

Bryonin was given because "it has a special affinity for the right side—for serous membranes—if sharp stitching pains are found. The peculiar irritable mentality, the aversion to motion, the dry cough—all called so plainly for bryonin."

"No. 2: Putrescence exists, and with red tongue called for hydrochloric acid—it alone might have been sufficient had not the peculiar mentality calling for Baptisin been so prominently shown—given its peculiar mental symptoms as shown, the great prostration, the foul odors—baptisin may be given with a firm reliance."

He concludes with a brief but emphatic statement of the vast importance of the mental symptoms—and a few pointed words against polypharmacy.

And the editor of **Clinical Medicine** applauds, as follows:

"Splendid! This article is crowded full of practical wisdom! If every doctor in America would read this article thoughtfully and at least try to put Dr. Benson's principles into practice, whether he adopted his methods or not, he could not fail to be a better doctor."

Now, how many Homeopaths would have failed to prescribe Bryonia and Baptesia in these cases? Could clearer cut homeopathic indications for these two remedies be copied from any work of homeopathic materia medica? And yet the editor, who a month ago reluctantly admitted that there might be something in the law of similars sometimes, praises this absolute adherence to that law, and says: "Go thou and do likewise."

Yes—and indeed, yes, the various schools are drawing together—because the Regulars, preceded by the Eclectics, are re-discovering Homeopathy in a crude form and a general way, and are practicing it and succeeding in it—and they will not admit a bit of it.

Would the article quoted above have been accorded such a warm reception by *Clinical Medicine* if Bryonia 3x had been substituted for Bryonin, Ipecac 3x for emetine; Baptesia 1x for Baptisin? I wonder:

Why—Will not the Regulars admit that there is some good in Homeopathy?

Why—Will they deny that oftentimes they use the law of similars in their therapeutics?

Why—Will you find no Homeopathic books of therapeutics on the Regulars' shelves, though they assure you that they use anything that will do good?

Why—Will you find that most Homeopaths have and study and use good things from Regular sources?

Why—When the Homeopath secures marked results with Bryonia 3x will the regular say: "It's coincidence; natural recovery," and still claim credit for relieving **the same symptoms** with Bryonin, gr. 1/67?

Why—Not give each other credit for the things each does—and has done? Investigate, experiment, reason, compare, eliminate the useless things and hold fast to that which is good. Give credit to whomsoever due. Condemn no one for doing anything until fully investigated; simply because we were not taught that way—and have never used this, that or the other?


A. F. SWAN, M. D.,

Frederick, Colo.

Gossypium will relieve tardy menstruation, especially where there is the sensation that the flow is about to start, and yet does not do so.—*Medical Century*.



SPECIAL ARTICLE



LA GRIPPE.

Editor Chicago Daily Tribune:

In your issue of Monday, December 30, 1907, I read your editorial, "Treatment for La Grippe," with some feeling of amusement. Now, I am not prejudiced against you as a writer, but on the contrary, *The Tribune* comes to my office every day, and I always read the editorials when I have time; but while on other topics your productions are usually clear, pointed and wholesome, when you touch the medical arena your light seems to be reflected from the dominant school which, so far as treatment is concerned, is mostly darkness. You think it "surprising that medical science has not been more successful in handling the common variety of influenza." You certainly have not looked up the Homeopathic statistics. True "medical science" finds a convincing demonstration in Homeopathy, especially when la grippe, pneumonia and acute bronchitis are encountered; homeopaths seldom lose a case when treating patients suffering from any of these diseases. I do not mean mongrels, but true, Hahnemannian homeopaths, such as Kent, Allen, Waring, and a host of others in your own city. The writer passed through that awful siege of la grippe in 1889 to which you refer, and never lost one; I have never known a true homeopath to lose a case of la grippe, though such is possible.

Unadulterated Homeopathy is the very embodiment of true medical science, because the medicines are first tested on healthy men and women; prescribed by a therapeutic *law*, the law of similars; given in the minimum dose, free from poisons and depression, and in each new case the individual symptoms are recognized and met. You say: "Its attendant symptoms are well understood." You mean the diagnostic symptoms. But in each

new case there are *individual* symptoms, i. e., symptoms which belong to the individual rather than the disease. In other words, the symptoms which are diagnostic of the disease are not diagnostic of the indicated remedy, and never can be. To explain: One patient may have intense thirst and another, none; still, both have la grippe. The physician who would ignore the individual symptom of thirst or absence of thirst does not represent "medical science" and knows little of the healing art. Again: One wants to lie on the painful side, another does not; one presses his chest with his hand while coughing, another does not; one coughs and sneezes worse from evening to midnight, another worse while in the cool air and when the body is uncovered; one has sore throat beginning on the left side, another, sore throat beginning on the right side; one vomits immediately after drinking cold water, another does not, and so on. Still, all may have the distinguished honor of suffering under the same diagnostic name. Now, the true homeopath, and he alone, individualizes and chooses a remedy for each individual case, whether the name of the sickness be la grippe, pneumonia, whooping cough, typhoid fever or anything else. That is why he makes out so few death certificates. He is the only medical man who first tests all medicines on healthy human subjects before using them in natural sickness; the only one who prescribes them by *law*, and the only one who individualizes. But when we turn to old-school history, you rightly say: "It cannot be said that much progress has been made in checking the disease." What progress have so-called "regulars" made in checking any disease? They have no better means of curing an individual suffering from pneumonia than they had a thousand years ago; and the same is true of typhoid fever, diphtheria and every other so-called disease. The reason is, for thousands of years they have been, and still are, hunting for a "specific" for this and that disease by name; while as a scientific fact there is no specific for any disease *per se*; but by the law of similars the specific must be found for *each individual patient*. The patient must be treated, not the disease. Certain symptoms must be recognized and met in each sickness, not because it is la grippe, or pneumonia, or typhoid fever, or diphtheria, but because it is Smith who is sick and not Jones. No

one can successfully combat diseases on the theory that a given medicine is a specific for this disease and another medicine is a specific for that—like quinine for intermittent fever; anti-toxin for diphtheria, etc. Quinine can only cure a quinine chill. Arsenicum can only cure an arsenicum chill, and so of every medicine suited to chills of any kind. Now as to just what kind of a chill each medicine will cure, is fully and accurately and scientifically ascertained by testing them in the organism of healthy men and women. As to what kind of a case of diphtheria anti-toxin can cure, if any, must be ascertained in the same way. One thing sure, it cannot cure all, and it cannot cure any simply because it is diphtheria. They are now hunting, and even hope they have found, the specific for spinal meningitis. Such research is based on the same old silly myth that there ought to be a specific for a given disease *per se*. It never has, and in the very nature of things never can be found. But, regardless of the diagnostic name of any given sickness, the patient has a totality of symptoms which are nature's only expression of the disorder. The medicine which has, when given to healthy subjects, demonstrated its ability to produce a totality of symptoms most *similar* to these, is the specific for that individual in that particular sickness. When a medicine is given in any case of natural sickness, and it cures, it does so by virtue of the *law of similars*, whether prescribed wittingly or unwittingly; whether the prescriber understood the therapeutic law or not.

Now we have come to that part of your editorial which struck me as amusing. You said: "Medical Science does not seem to have discovered any sure cure for this disease." The casual reader would take it as a matter of course that medical science has a "sure cure" for some diseases *per se*. Unfortunately, such is not the case. There is no "sure cure" for any disease simply because it is such disease. But, provided that vitality is not too low to afford a reaction, there is a "sure cure" for any sickness if that medicine is prescribed which, when tested on healthy subjects, proved itself capable of producing a totality of symptoms *similar* to the totality manifested by the patient in any given case; and if that medicine, whatever it may be, has been sufficiently potentized, that is, its *inner nature* sufficiently unfolded

and developed, according to the rule discovered and laid down by Hahnemann, the greatest physician the world has ever known. to correspond with the vital force of the patient. Here, and here only, is science in medicine as acknowledged by some of the brightest lights who have graced the ranks of the dominant school, but who, like Hahnemann himself, cast aside "experimental medicine" which has no law, no rule, no guide in therapeutics, to embrace, practice and advocate Homeopathy. Even when a medicine is accurately selected according to the law of similars, there are many instances in which it cannot cure if given in the crude, but in which it will cure if given in the third or sixth potency; and other cases in which it cannot cure if given in the third or sixth potency, but in which it will cure if given in the 200th. This scientific fact is now too well known to be in debate. But, notwithstanding this, if a given medicine is not selected in accordance with the law of similars, on purpose or by accident, it cannot cure, whatever the potency or form in which it is prescribed.

Your statement, "The bacillus which causes it has been discovered," is gratuitous. Also, "The infection of others associated with him." The germ found in la grippe, tuberculosis or any other disease is perfectly harmless. That it ever caused any healthy subject to come down with any particular disease, is a false charge and incapable of proof. It is only a scavenger, and even in tuberculosis has never been found in any given case prior to the disease. Those who teach that a given disease is the result of infection by some form of germs, utterly fail to tell us how the germs reached the internal tissues involved! That healthy human blood and lymph *kill disease germs* is a well known fact. So when the la grippe germ, "the deadly germ," as you call it in an editorial jotting, jumps over to a healthy neighbor to "infect" him, how does it get in its "deadly" work in the face of the scientific fact that healthy human blood and lymph mean death to the disease germ *at once* when they come in contact with it? Allow me to submit that it will take you and your "regular" friends quite a spell to answer that! Abnormal blood circulating abnormally becomes a suitable soil for the generation and growth of germs, and we find living germs in it as a result, but never as a

cause. Disease causes are invisible, like our spirit-like vital force; and nothing can disturb the harmonious play of life otherwise than in a dynamic way. The prevailing system of medicine has greatly deceived you, my good editor, in making you believe that the bacillus causes disease. When a person falls ill it is only the spirit-like vital force, everywhere present in his organism, that is primarily deranged by the dynamic influence upon it of a morbid agent pernicious in its nature. This derangement manifests itself in the organism by *morbid symptoms*, and in no other way. If there were no disturbing influence upon man's vital force, which is immaterial, he never would have symptoms. Therefore, barring manual surgery, disease, considered as a thing separate from the living whole, is an absurdity supported only by materialistic minds. Nothing material can disturb the spirit-like vital force to produce disease, and when deranged by some immaterial morbid agent, nothing material can right it; hence the necessity of potentizing the indicated remedy until its *inner nature* is unfolded, which is spirit-like and free from material substance. If this lesson were understood, you would never hear the blind guides in medicine saying: "Well, some day we shall have a specific for consumption!" If they would learn of Hahnemann and know how to scientifically choose the specific for each individual patient, whatever the diagnostic name of the sickness, their patients would rise up and call them blessed. But this antiquated style of prescribing "asafetida pills for the cure of the grip," as you say the late Dr. Keeley used to do; or prescribing any other medicine because it is this, that, or the other disease *per se*, is the very essence of old-school folly, and a practice which has characterized it for thousands of years and one which has given rise to all those pernicious impulses that have made it a recognized failure, so far as medicine is concerned. Speaking of la grippe, you say, "Considering the number of people who are affected by it and the dangers which attend it, it might well afford a splendid subject for some laboratory worker in an institute of research. The ordinarily suggested remedies are not satisfactory." Your idea, borrowed from the old school of medicine, that laboratory work can evolve a "sure cure" for la grippe, is another bad miss. There are already remedies in abundance to meet all forms of la

grippe with its multiplicity of modalities, if there were only a sufficient number of physicians with sense enough to choose each remedy by *law*, to select in any given case the remedy which, when tested on healthy subjects, produced a totality of symptoms most *similar* to the totality of the patient now to be cured. It is high time the public should know that, because so-called "regulars" and mongrels, whom they fellowship, have failed to cure, it does not follow that the case was incurable. It should *never* be said that "all was done that could be done" unless pure, unadulterated Homeopathy has had a fair and an honest trial.

The fearful mortality found everywhere in the ranks of the dominant school when combating la grippe, pneumonia, pleurisy, peritonitis, dysentery, typhoid fever, etc., is not due to a deficiency of laboratory work, nor the necessity of discovering a few more microbes, nor the want of new drugs, but the manifest want of *law*, an infallible therapeutic law, the law of *similars*; the want of *individualization* in each prescription, and the want of potentization of all drugs, thus developing their dynamic power to correspond with the dynamus of the patient that animates his material body. It is a want of knowledge on these vital points that causes allopaths to dig *twenty-four* graves to our five, in pneumonia; *thirteen* to our two, in pleurisy; *thirteen* to our four; in peritonitis; *twenty-two* to our three, in dysentery, etc. No wonder our country is being filled up with "no medicine" fads; and no wonder that none have less confidence in medicine than those who have practiced the prevailing system the longest.

Very truly yours,

J. C. HOLLOWAY, M.D., *Galesburg, Ill.*

AUTHOR'S NOTE.—The foregoing letter was sent to *The Tribune* editor, who very politely refused to publish it. By courtesy of editor of *The Critique*, doctors may form their own conclusions as to why the article was rejected.

J. C. H.



EVERY DAY PRACTICE



Peculiar and Unusual Cases Wanted

A REPERTORY ILLUSTRATION. Mamie M., age fourteen and a half years; dark hair and eyes; large girl for her age. At two and a half years had pneumonia, measles at four, pertussis at five and diphtheria at eleven. No antitoxin was used. Was very sick with all her illnesses. Never under homeopathic treatment before. Since the diphtheria, has complained of hardness of hearing occasionally and much nasal catarrh; greenish discharge from the nose, fluent. Twelve days ago began to cough and two days later had her first menses which lasted seven days and were profuse. The cough is loose both day and night, with a white expectoration, tasting sweet; cough is worse at two and again at six o'clock in the morning on rising; rattling with the cough in chest; cough is worse when lying on the right side.

Cough worse lying on right side: (Kent's Repertory, p. 773), ac-onite, alumina, am. m., carb. an., cina, ip., kali bi., kali c., MERC. phos., plb., sil., spong., STANN., syph.

Sweet tasting expectoration: (Kent, p. 796), acon., alum., ip., kali bi., kali c., merc., PHOS. plb. stann.

Loose cough: (Kent, p. 772), alum., kali, c., merc., phos, stann.

Expectoration white: (Kent, p. 797), phos., stann.

Cough at 2 a. m.: (Kent, p. 756), phos.

Cough morning on rising: (Kent, p. 754), phos.

Accordingly, after reference to the guiding symptoms, one dose of phosphorus, 200, (Dunham), was given, and sac.lac. in water every three hours, on July 22, 1907.

July 27.—Cough is much better. No 2 a. m. cough and little at 6 a. m. Says appetite has improved and she does not feel so tired. Sac. lac.

Aug. 3.—No cough at all at night. Much thick, greenish discharge from nose. Palms sweaty and feet damp on removing shoes at night. Hearing poor. **Calcarea carb., 10 m., F. C.,** one dose, and sac.lac. pellets, four times a day.

Aug. 20.—No cough. Discharge from nose is much better. Hearing is a little better, but not so good today (wet day). Appetite much

better. Menses came on 28th day, lasted four days and were normal in amount; sac. lac. continued.

Sept. 24.—No more discharge from nose, and no cough. Hearing normal. Menses normal but eight days late. Foot-sweat better. Sac. lac. cont. t. i. d.

Nov. 1.—Menses four days early but otherwise normal. Little foot-sweat. General health is good. *Calcarea carb.*, 10 m., *F. C.*, sac. lac. pellets, t. i. d.

Nov. 29.—Hearing normal. No nasal catarrh. Foot-sweat much better. Menses normal in amount but three days early—lasting five days. Appetite good. Girl looks well and strong. Sac. lac. continued.

Note—Although this may be considered an unfinished case and one of no particular severity or importance, it illustrates the advantage of careful repertory work, the quick relief of the last appearing and acute symptoms, followed by the unveiling of the basic psoric constitution, pointing strongly to the deep acting *calcarea*, which has entirely removed the catarrhal symptoms aroused originally by the diphtheria. A further repetition of the remedy may yet be required and if so, will be given in the 50 M. potency.—*R. F. Rube, M. D., 616 Madison avenue, New York.*

THIS INCIDENT CLOSED.

Editor CRITIQUE, *Denver, Colorado:*

The reply of Dr. S. H. Sparhawk in the February number to my few remarks in the January number, is erroneous. If we take Boger's Boeninghausen as a working basis, we find the following quota for hyosciamus and phosphorus, respectively:

Cough worse lying	page 473, Hyosc. 3, Phos. 1;
Cough worse at night	page 471, Hyosc. 4, Phos. 4;
Cough, dry (hacking)	page 469, Hyosc. 1, Phos. 3;
Cough, spasmodic	page 470, Hyosc. 3, Phos. 3;
Cough, tickling	page 470, Hyosc. 1, Phos. 3;
Cough with irritation or tickling in trachea,	page 476, Hyosc. 3, Phos. 2;
Cough worse sitting up	page 474, Hyosc. 0, Phos. 1;

Therefore we have for..... Hyosc. 15 Phos. 17

This proves that hyosciamus covers only 6 symptoms with 15 points, while phosphorus covers all 7 symptoms with 17 points.

The preponderance of facts prove that phosphorus is the similitimum both as to quality and quantity and should have the choice for the symptoms given.

My reply, Mr. Editor, is not prompted by vindictiveness, but for the good of our common cause. Suppose that one of our old-school confreres should wish to "get next" to selecting a remedy for a condition as found in Dr. Sparhawk's patient, if he uses this list of symptoms and Boger's Boenninghausen as a working basis and finds his result differs from Dr. Sparhawk's, qualitative and quantitative, will he not get bewildered and perhaps disgusted? With due respect, therefore, to the superior ability of the doctor, I nevertheless think that in publishing model—or repertory cases, we should be exceedingly careful, especially since it can be done with mathematical precision. I admit freely, that the mathematical system of selecting the remedy is not the last authority upon which we base the choice of our remedy, but it is a wonderful aid at our command. The doctor's case improved immediately and lastingly upon administering hyosciamus, which proves that it was the similitimum for that particular case. This leads us to believe that some symptoms demanding that remedy were not mentioned in the list of symptoms the doctor gave, for else the above calculation should prove differently. That Dr. Sparhawk cured this case so speedily reflects so much honor upon homeopathy and the doctor's ability that it would be a folly to try to belittle it, and when I meet you at the institute in Kansas City next June, Dr. Sparhawk, allow me to grasp your hand with warm firmness and congratulate you upon the brilliant success, with a hurrah for homeopathy.—DR. S. STAADS, *Sioux City, Iowa.*

Viburnum Prunifolium is the remedy to be thought of when there are expulsive uterine pains and muscular cramps—dysmenorrhœa, due to unnatural contraction of the pelvic muscles.—*Medical Century.*



FROM THE JOURNALS



HONORS FOR DR. GAIUS J. JONES.—The homeopathic profession and its friends in Cleveland and vicinity united to express their appreciation of the long and faithful service of Doctor Jones in the cause of medicine and particularly of homeopathy. On November 13th about 125 guests gathered at a banquet at the Colonial Hotel in Cleveland. Among the best known visitors were Doctors Walton of Cincinnati, Wilcox of Buffalo, and Hinsdale of Ann Arbor, each of whom presented one of his characteristic speeches. A loving cup was presented to Doctor Jones by Dr. H. H. Baxter, the inscription being as follows:

“Presented to Professor Gaius J. Jones by his many friends and admirers in the profession, as a token of their personal esteem and in appreciation of his labor and accomplishments in the field of medicine, and his life-long devotion to homeopathy. Cleveland, November 13, 1907.”

The Gazette is very glad to learn of this pleasant event and to extend to Doctor Jones its congratulations for this appreciation of his well-merited success. We have known of the doctor for years and realize that to him the homeopaths of Cleveland and the Cleveland Homeopathic Medical College owe much of their success.—*New England Medical Gazette.*

* * *

ANOTHER WIN OUT.—The small pox scare at Ames, as well as a clash between the school authorities and the internal method of vaccination, quieted down very happily. The medical director, backed up by the president, issued a proclamation that every student and member of the faculty should be vaccinated within forty-eight hours or suffer the penalty of expulsion from the school. This was all well and good; a large number were vaccinated by the internal method of vaccination and presented certificates for the same; these the authorities at first decided not to recognize as the medical director (an old school man) said there was nothing to that method of vaccination. Several of the professors handed in their resignations to take effect if this order

was enforced. Doctor Aplin was notified that his certificates for internal vaccination would not be recognized and that persons vaccinated by that method would be expelled. Doctor Aplin replied to this that if such was their intention he would immediately get out an injunction and cited them to the decisions of the courts. However upon more mature deliberation, the medical director decided not to set up his opinion and authority against the decision of the courts and the internal vaccination certificates were recognized and received, thus scoring another victory for Variolinum.—*Iowa Homeopathic Journal*.

* * *

SOMEWHERE, in one of our exchanges, the *Medical Century* most likely there appeared recently a mild protest against the reporting of what are currently designated as *Discussions*, following the reading of a medical paper, the reason assigned being that the first half of the Discussion is used to compliment the author most fulsomely, and the remainder to show off a showcase of his own. But as to Discussion, there really and truly was none. The charge is correct, and we fully agree with the unknown writer that for the most part the Discussion following the reading of a paper is a farce, and is not worth the price of reporting it. Another form of this alleged Discussion consists in the *reading* of a Discussion, prepared with the student lamp, typewriter, and library accessories, and which, instead of being a Discussion, is, in fact, another paper on the same subject, and mayhap a little better than the original, with all the juiciness and sparkle of hours of painstaking study and elaboration. Still another form of alleged discussion consists in totally re-writing the impromptu Discussion, and so mutilating it by additions, footnotes, bibliography, and references, that it loses all semblance of a Discussion, and presents itself as a new and letter-perfect paper. The excuse for this mutilation and changing is usually offered in damning the stenographic report. The stenographers are doubtlessly many time at fault; but a comparison of the Discussion as uncorrected, and as re-written and corrected, clearly shows that the stenographer was not wholly to blame; and it also most clearly shows what a doggoned fine

speech we could have made at the time, if our ideas could have been marshalled, and drilled, and put in apple-pie order, as they were when in the quiet of our library, with a good cigar, we review what we did say, and then change it absolutely from post to stern post. Somebody, sometime, somewhere, called this staircase wit. Has the American lost his underholt on extemporaneous speech? Are we become a slave of the machine—the typewriter? Has all spontaneity left us? Shall this classic and academic dribble and scribble, which in so many instances is returned to the Transactions-preparing offices, as and for a Discussion, represent our capacity for Discussion?

One further and concluding suggestion is the endorsement of one frank member of one of our homeopathic bodies, as follows: “Don’t print these remarks; to be frank with you, I only spoke on these various occasions to get the Discussion started, so as not to let a good paper go by default.” And yet this man is a fine impromptu speaker, and his remarks were filled with practical points and homely metaphor. Evidently we have ceased to be a speaking nation, and are become a typewriter ridden race.—*American Physician*.

MR. EDDIE BOK—SOFTHEAD.

As we stated in an editorial in the December issue, we are willing to give Mr. Bok credit for the part his journal has played in the campaign against the worthless patent medicines; though we were always rather in doubt as to the pure altruism of his motives, and though the slopping over of some medical journals and societies—in passing resolutions of commendation for his heroic action—always nauseated us. But whatever credit we may be willing to give Mr. Bok for his work in the past, we have not the slightest hesitation in saying that the harm done by his recent public utterances has by far counterbalanced any good he may ever have done; the harm done the public, the medical and the pharmaceutical professions is incalculable. When Mr. Bok tells the country that forty-one or

forty-seven per cent. of the physicians are prescribing secret nostrums, he is telling something which is palpably, demonstrably untrue. We would be justified in stating that he is *deliberately*, for sensational purposes, perverting the truth, but for the charitable explanation that Mr. Bok's head is in a muddle, that he is confusing patent medicines, real nostrums and strictly high-class proprietary remedies having definite chemical or pharmaceutical formulas. We have access to hundreds of drug stores in the city and we state positively that not one prescription in a hundred will be found there calling for a real nostrum, *i. e.*, a remedy the composition of which is kept secret and is unknown to the prescriber. If forty-one or forty-seven per cent. of modern prescriptions do call for such remedies as adrenalin, aspirin, heroin, veronal, digalen, colchi-sal, pepto-mangan, mercauro, eucaine, urotropin, eugallol, ichthyol, protargol, pyramidon, etc., etc., it merely goes to show that most of our physicians are advanced progressive men, who care for the welfare of their patients, and who therefore use any non-secret remedy, which they think is necessary for the patient, regardless of whether the remedy is in the pharmacopeia or not. To accuse such physicians of using nostrums and to threaten them with exposure is the acme of asininity and is unmistakable proof of soft-headedness.

We learn from private sources that Mr. Bok is developing a decided leaning toward osteopathy and that he will probably support the osteopathic bill in the Pennsylvania Legislature. We should not a bit surprised. It looks that way. In the January issue of *The Ladies' Home Journal*, Doctor Still, the "founder" of osteopathy is given a whole page to tell the world of his "discovery." No, we are not a bit surprised. And what is more, we would not be at all surprised if next year Mr. Bok forsook osteopathy and turned to Christian Science.

That all comes from being a softhead.

But then if Mr. Bok were not a softhead, but had a virile mind and a solid scientific education, he would not be a success as the editor of a mushy-gushy journal for overdressed and underbrained fluffy ruffles.—*Critic and Guide*.

"THE ELIMINATION OF SECTARIAN DOGMA FROM SCIENTIFIC MEDICINE."

A Reply to Dr. Henry Beates, Jr., by Royal S. Copeland, A.M., M.D.,
Ann Arbor, Mich.

* * *

I know absolutely nothing of Doctor Beates except such information as this article affords. Unless he is redeemed by other achievements, this lucubration must condemn him as an inconsistent, misinformed or uninformed, unscientific and self-sufficient gentleman. His remarks were an attempt at rhetorical and oratorical flights, hampered by the bitterness of a whipped and disappointed politician, and ending in a wailing appeal to mankind to restrain Homeopaths "by having them securely placed in what we call insane asylums."

* * *

The perpetuity and promulgation of Homeopathy are related to a greater question than the possible affiliation of our practitioners with "less narrow and more scientific associations." Underlying the whole problem is a great sociological, humanitarian, yes, even a moral question. The homeopathic physician believes the application of *similia similibus curantur* offers suffering humanity a means of escape from pain, shortens the duration of human ailments, and promotes the longevity of the race. Believing this, would we be honest men, Doctor Beates, could we face humanity, could we stifle the accusations of conscience itself, if we failed in season, out of season, to impress upon the public the superiority of the homeopathic practice? It is not because we fear the perpetuity of a natural law. We know a natural law will persist and continue to operate, even though we neglect to talk about it, or seek to promulgate it. It is not because we fear our position as prophets of the cause may be assailed. It is on higher grounds than this that we take our stand. Love of humanity is more important to us than "less narrow and more scientific associations." The amenities of life, of course, are more attractive than the sacrifices. It is comfortable and delightful to be in the swim. But greater than these is the satisfaction of doing what we feel to be our duty to God's children.

You are an ignorant man, Doctor Beates, if you speak of

Homeopathy as "a method of treatment which is based upon mere theory and dogma, known to be at variance with the fact." The testimony of such men as von Behring, the winner of a Nobel prize; Cabot, the dean of Harvard Medical School; Sir A. E. Wright, the most talked of man in medicine today; Robin, of Paris, and many other broad-minded men of your own school, gives the lie to your cavilling remarks. You know little of Homeopathy, which your ignorant mind pictures as a system of medicine and surgery, instead of the *therapeutic specialty*, which it is. You think, or profess to believe, that because one of our practitioners extracts a cataract by surgical methods, or disables the Koch-Weeks bacillus by the installation of zinc chloride solution, or uses the obstetric forceps, or makes a skilful tracheotomy, or antidotes the diphtheria toxin, or neutralizes the ingested carbolic acid, or does some other sensible thing by a method known to *you*—you set him down as "unfaithful to avowed professional principles." You poor, innocent, ignorant ass! Read the Organon of Samuel Hahnemann, or forever after hold your peace! The thinking, reading, progressive, truly cultured men and women of your own school repudiate such teaching as yours.

University of Michigan, Dec., 1907.—*Reprint, in part, from Medical Century, Jan., 1908.*

The Institute Journal Committee has received a flattering offer from a bona fide printing firm agreeing to print and publish a forty-eight page weekly at a rate which looks tempting and pleasant to most of the committee's members. It will be presented at Kansas City, and presumably fought to a finish if—if what? Why, if Hooker, *et al.*, succeed in incorporating the Institute by then. But no commercial firm will enter into so vast a contract with a nondescript legal body of men and women as the present Institute happens to be. There must be responsibility on the Institute side of the contract as well as on the publisher's side.—*American Physician.*

The Critique

Published by The Denver Journal Publishing Company.

JAMES WILLIAM MASTIN, M. D., MANAGING EDITOR
230-1-2 MAJESTIC BLDG., DENVER, COLO.

J. WYLIE ANDERSON, M. D., BUSINESS MANAGER
1-2 STEELE BLOCK, DENVER, COLO.

ASSOCIATE EDITORS:

- | | |
|--|---|
| JAMES TYLER KENT, M. D.,
92 State Street, Chicago, Ill. | NORMAN M. SMITH, M. D.,
3000 Hennepin Ave., Minneapolis, Minn. |
| L. CURTIS PHILLIPS, M. D.,
12 Palifax Street, Pensacola, Fla. | V. A. HUTTON, M. D.,
118 E. Second Street, Florence, Colo. |
| RUDOLPH F. RABE, M. D.,
Hoboken, N. J. | HARRIET HORNER, M. D.,
Castine, Maine. |
| CARRIE E. NEWTON, M. D.,
Brewer, Maine. | ALBERT F. SWAN, M. D.,
Brighton, Colo. |
| ROY C. FISHER, M. D.,
Kechi, Kansas. | SAMUEL S. SMYTHE, M. D.,
230-1-2 Majestic Bldg., Denver, Colo. |
| A. H. GRIMMER, M. D.,
2908 Lake Park Ave., Chicago, Ill. | R. del MAS, M. D.,
Centerville, Minn. |
| NORMA M. BALDWIN, M. D.,
Hagerman Bldg., Colo. Springs, Colo. | J. E. HUFFMAN,
Healdsburg, Cal. |
| F. E. GLADWIN, M. D.,
1708 10 Chestnut St., Philadelphia, Pa. | G. E. DIENST, M. D.,
Naperville, Ill. |
| JULIA C. LOOS, M. D.,
30 N. Second Street, Harrisburg, Pa. | W. J. HAWKES, M. D.,
4th and Broadway, Los Angeles, Cal. |

Communications of a literary nature, books for review and exchanges should be addressed to the Managing Editor. Those relating to business matters, inquiries for advertising rates, space, etc., should be addressed to the Business Manager.

MATTERS FOR PUBLICATION, NOTICES OF CHANGE IN ADVERTISEMENTS SHOULD BE IN THE HANDS OF THE RESPECTIVE DEPARTMENTS BY THE 15TH OF THE MONTH PRECEDING DATE OF PUBLICATION TO INSURE ATTENTION. No attention whatever will be paid to communications unless accompanied by signature and address of the author. We would respectfully request that correspondents be particular to write upon but one side of the paper, write plainly, spell correctly, and bear in mind that there is such a thing as the proper use of capital letters and punctuation marks.

EDITORIAL COMMENT.

REGARDING THE KANSAS CITY MEETING:—The Homeopathic profession of Kansas City has discarded its pajamas, is brushing up its dress suit and doing other things suggestive of an awakening. The American Institute is the cause of it all and Kansas City hasn't one regret.

Dr. W. J. Gates has been appointed, by President Copeland, to the chairmanship of the local committee, and through his strat-

egy the profession is working as a unit. The local committee will be fully organized and earnestly at work before March 1st. The purpose was to have headquarters at the Midland hotel, but these plans have been frustrated by the announcement that this structure is to be converted into an office building at once; but even with the abandonment of this famous hostelry there remains an abundance of places where one may be "slept and et;" for instance, The Baltimore (now being enlarged to twice its former capacity), Coates, Savoy, Densmore, Kupper, Sexton and others.

It were superfluous to write of Kansas City's June-time charms; the sun shines down a little more kindly than anywhere else on earth, and the breezes have a softness of velvet against the cheek; there is, also, a Kansas City spirit that must be seen (not drunk) to be appreciated.

Dr. Copeland's report to the executive committee contains a description of this precinct that is faithful indeed, except that there are no "rivulets," but if Dr. Copeland and the Institute want a few of these they will be put in in time for their enjoyment.

Nothing will be left undone—not even the Secretary of the Institute, do you mind!

The local committee will have more definite information for the several publications in time for their issues for April. C.

* * *

OKLAHOMA WILL BE THERE:—The following communication from Oklahoma City shows that the Oklahoma bunch will be at the Kansas City meeting in full force; nothing nasty about that crowd if they did lose the meeting:

Dear Editor of THE CRITIQUE:

I wish to thank you personally and through your able journal the many friends from your city and state who so loyally stood by Oklahoma City for the meeting place of A. I. H. for 1908; I trust you will give Kansas City as warm a support. It would be useless for me to say to you how disappointed I was in losing this meeting for our city; I had made great preparations and was determined to give the Institute such welcome as would

be fitting to such a noble band of workers; and our people stood by me with a determination to sustain the enviable reputation we have gained as a convention city.

The powers that be have declared otherwise, so let there be no dissensions; on the contrary, let us all go forward and do all in our power to make the meeting a great success. We have a noble band of workers in Kansas City, true and able, and we will be received with open arms on arriving in that beautiful city. I hope Colorado will have a large delegation there; the Southwest members will be on hand and will, also, be found doing their duty.

Fraternally yours,

J. HENSLEY, *Oklahoma City.*

* * *

A STAND FOR HOMEOPATHY:—I am glad the American Institute of Homeopathy has a man at the helm, its president, by the way, who is not at all skittish about calling a medical jackass by his right name, instead of attempting to soothe the sensibilities of some of his “subjects” by softening the sentiment, for publication purposes only, of course, to that of mule or burro.

That Doctor Henry Beates, Jr., comes under the head of the animal with abnormally long ears needs no further verification than a perusal of his signed article on “The Elimination of Sectarian Dogma from Scientific Medicine,” and which appears to be a correct imitation of a public official making an ass of himself for the benefit of the Philadelphia County Medical Society. The only thing I regret about Doctor Copeland’s having noticed the braying of this particular jackass is that by some his sayings might be taken seriously and considered as coming from one with common sense.

Another regret I wish to record is that my space is so restricted as to force me to forego publication of Doctor Copeland’s entire article instead of the fragment thereof which appears in this issue.

M.



Miscellaneous Matter



Send Us a Personal Item Occasionally

What has become of the Denver Homeopathic Club?

* * *

Dr. S. S. Smythe spent a few days on his ranch during the early part of last month.

* * *

It is claimed that there are over 1,000,000 cases of tuberculosis in the state of Illinois alone.

* * *

A Kent's repertory will aid you in finding the "indicated" remedy more readily than any other medium. You should have one on your desk at all times.

* * *

According to the **Denver Medical Times** and **Utah Medical Journal** Dr. Lillburn Merrill has been appointed assistant surgeon at the Martyr hospital, near Pekin, China.

* * *

Will someone please advise us as to whether the Westminster University College of Medicine is alive or not? No one whom we have asked lately seems to know anything about it.

* * *

Bear in mind that the Union Pacific railway runs the fastest and finest trains Kansascityward, when you get ready to attend the American Institute in June. Union Pacific, remember.

* * *

Progress of this city has been publishing a "series of well known doctors:" the February issue contained the countenance of Dr. Samuel S. Smythe and no better subject could have been selected.

* * *

Dr. Harlan T. Kerr, of Los Angeles, has associated himself with the **Pacific Coast Journal**, taking the place of Dr. Kellogg. This is from the **Pacific Coast Journal of Homeopathy**, to which the article refers.

* * *

Revista Homeopathica do Parana is the title of what, no doubt, is a very able exponent of homeopathy published in Brazil. We will have to get Kraft or some other broad-browed individual to read us the contents.

Medical Counselor, Detroit, Michigan, appeared in a new dress with its January issue. Very becoming, indeed.

* * *

In the Iowa Homeopathic Journal's "Roll Call" is recorded the death of Dr. J. C. Cron of Gladbrook, Iowa. He was a graduate of Hahnemann, Chicago, Illinois, class of '84, and was a loyal homeopath to the end.

* * *

Dr. A. F. Swan, Frederic, Colorado, informs us by mail that he is the happy and rather puffed up pa-pa of a brand new baby girl. Date of arrival, January 30, 1908; father, mother, baby and all hands doing well. Congratulations!

* * *

A short street-car seance with Dr. Ralph D. P. Brown recently, disclosed the delightful bit of information that he was the proud papa of a fine girl, who, at the time of the talk, was something over three months old. My, how time do fly.

* * *

When Mayor Busse was elected he asked the physicians of Chicago to name his health commissioner. In most communities it is the doctor with the most doing of a political nature that secures this plum; t'hell with the public and public health!

* * *

The City Council of Charleston, South Carolina, has set an example in the care of its pauper sick and injured that would be well for other municipalities to follow. It pays the Medical Society of South Carolina, annually, the sum of \$28,000 for this service.

* * *

In a neat announcement card issued recently, Dr. C. E. Tennant gives notice of the removal of his offices from the Stout block to suite 612 Empire building, corner of Sixteenth and Glenarm streets. His office hours are from 2 to 4 p. m.; Sundays and other hours by appointment.

* * *

If all reports are true, and we can see no reason why any one should dispute them, the bureau of Materia Medica at the forthcoming meeting of the American Institute will be one of the "best ever." Dr. Kent and his secretary, Dr. Baker, are rustlers, so what else could one expect but the very best.

* * *

Dr. W. B. Kinslow, Newton Hamilton, Pennsylvania, is one of the regular remitters for **The Critique**, and a letter of December 27th contained the customary cash contribution. While not engaged in active practice the doctor still has a "feelin'" for the profesh, which is much appreciated by his many friends in these parts.

Hugh Totheline Kraft is now the editor of a journal with pages same size as those used by *The Critique* and we must say that the arrangement and character of contents of *American Physician* do credit to even the publishers and editor of this most excellent publication which have always given their readers just a little the best ever.

* * *

Dr. George H. Martin read a most interesting paper before the San Francisco County Medical Society at its meeting of January 24th, upon the subject of "Regeneration and Reorganization of Homeopathic Medical Societies." Send a copy of this to the secretary of the Denver Homeopathic Society; that society needs both regeneration and reorganization, and then some.

* * *

Critic and Guide comes nearly being a journal after our idea of what a medical journal should be; the editor says things regardless of who happens to be in line to receive the charge and he never fires a blank cartridge. Naturally he has incurred the displeasure of quite a few alleged editors who slobber over everybody and everything; but he can afford such enemies.

* * *

We are pleased to note that Dr. Frank Kraft seems to be gradually recovering the use of his limbs. He expects by next fall to be able to deliver his lectures in the College instead of at his home.—*Cleveland Medical and Surgical Reporter*.

All of which is good news to Kraft's many friends; may his laigs get the kinks out of them in time for the Kansas City shindy.

* * *

The homeopathic profession of the city of Des Moines, Iowa, are discussing the advisability of building a Homeopathic hospital in the hustling city above mentioned. At a meeting of the Des Moines Homeopathic Medical Society it was decided that the committee on a Homeopathic Hospital in Des Moines should present articles for incorporation at the next meeting of the society to act on. That is getting on some!

* * *

The third annual junior prom was held at Steunenberg hall, Boulder, Friday evening, January 31st, the festivities attending the same terminated the junior week at the state university. On this occasion Mr. Frederic D. Anderson, president of the junior class, led the grand march—assisted, of course, by one of the charming young lady students of the university. Mrs. J. Wylie Anderson was one of the patronesses of the event.

* * *

"The next meeting of the *Denver Homeopathic Club* will be held at the Adams hotel, Monday, February 17th. At this meeting will occur the annual election of officers.—*Progress*.

This notice evidently was intended to deceive inasmuch as the issue of the publication containing the same was not received until the following Wednesday. From what we can learn "no quorum" was present notwithstanding the president urged "every member and friend interested in the presperity of this society to be present." The regular postal card notice was waived.

* * *

"Facts About Variolinum," by Charles W. Eton, M. D.; "Symposium on Immunity," by Drs. George F. Laidlaw, New York; W. H. Watters, Boston, Massachusetts, and Rollin H. Stevens, Detroit, Michigan; "Homeopathy: What It Is and What It Has Done for Humanity," by Dr. John Preston Sutherland, of Boston, are three interesting documents received at this office during the past month. These were the three reprints ordered at the last session of the American Institute of Homeopathy and we trust will have the desired effect of making many, heretofore indifferent individuals, sit up and observe a good thing when it comes within range of their vision.

* * *

The recent report of the student attendance at the University of Michigan shows a gain of 293 over 1906-7. The total attendance for last year was 4,233; for this year it is 4,526. An item of interest is the gain shown in the medical departments. That of the regular school for last year was 346; for this year 361, an increase of fifteen students. Of the homeopathic department last year was 69, while this year it is 84, an increase of fifteen students. The percentage of increase in the regular school this year over that of last year is $4\frac{1}{3}\%$, while in the Homeopathic department the increase is $21\frac{1}{4}\%$. We extend to the faculty of the Homeopathic School of the University of Michigan our heartiest congratulations upon their success in making this fine showing, being, we believe, the largest attendance our school has ever had at the great university; and yet, when one knows the men who man the faculty at Michigan, we are not surprised at the results attained.—G. S. P., in Progress.

It is not often that one finds anything reflecting credit concerning matters homeopathic in this publication; the foregoing, however, is an exception and deserves the widest publicity.

* * *

The board of county commissioners has appointed the advisory board and medical staff to the county hospital for the current year as follows: Advisory Board, Edmund C. Rivers, Henry Sewall and Aubrey H. Williams. Staff: Medicine—C. B. Van Zant, C. E. Walbrach, H. B. Bartholomew, Henry Sewall, George E. Brown, C. A. Graham, J. D. Barry, S. Simons, J. N. Hall. Consulting—S. G. Bonney. Surgery—S. D. Van Meter, F. H. McNaught, C. B. Lyman, Leonard Freeman, Clinton Enos, W. B. Craig, Ed. F. Dean, Aubrey H. Wil-

liams, Charles A. Powers; consultant, L. E. Lemen. Gynecology—Miller E. Preston, Cuthbert Powell, Charles Jaeger, C. K. Fleming; consultant, I. B. Perkins. Obstetrics—T. M. Burns, R. G. Morrison, Laura L. Liebhardt, J. C. Hutchinson. Eye—John Chase, Edward Jackson, E. W. Stevens, **G. S. Peck**, consultant, Edmund C. Rivers. Nervous and mental diseases—Edward Delehanty, Bernard Oettinger, George E. Neuhaus, S. D. Hopkins, George A. Moleen, E. W. Lazell; consultant, Howell T. Pershing. Ear nose and throat—Robert Levy, W. C. Bane, C. E. Cooper, Edgar F. Conant. Orthopedic surgery—G. D. Packard, Samuel F. Jones. Dermatology—J. M. Blaine, W. H. Davis. Pathologists—James C. Todd, H. W. Arndt. Dentists—S. Richardson Loustano, C. J. Hamilton. Radiography—G. H. Stover, S. B. Childs. Infant diseases—R. W. Arndt. Instruction in anesthetics—Carl G. Parsons.—**Denver Medical Times.**

The names in black type are of those who are classed among the homeopathic profession. Rather slim picking for the homeos in public places—eh?

* * *

Salt Lake City, Utah, Feb. 11.—The University of Colorado defeated Utah university in the annual debate in the Salt Lake theatre tonight by a vote of two to one. The question was, "Resolved, That the present distribution of power between the state and federal governments is not adapted to modern conditions, and calls for readjustment in the direction of further centralization," Colorado was represented by Arthur Nafe, Fred Anderson and Philip Van Cise; Utah by Henry Anderson, James Carlson and Richard Young.

The affirmative, upheld by Utah brought out the three problems of divorce, child labor and corporations. Colorado forced them to uncover their evils sooner than they intended, and successfully riddled divorce before it was presented by the third speaker.

Colorado maintained that the only interpretation of the question, was a constitutional amendment, and that the federal government had proved itself inefficient in the past, and had shown no signs of increasing this efficiency in the future.

Utah argued that the interpretation of the question was either an extension of the federal power by a constitutional amendment by custom or by liberal interpretation of the constitution.

Judges of the debate were State Senator Steven Love, Judge George Armstrong and C. H. Christensen, city superintendent of schools.

Two years ago Colorado lost to Utah in Salt Lake and won in Boulder last fall, each year an unanimous decision being rendered. The tie was broken by Colorado's victory this evening.—**Daily News.**

Mr. Fred Anderson is the son of the business manager of **The Critique.**



READING NOTICES



O f I n t e r e s t t o E v e r y b o d y

ANTIPHLOGISTINE AND PNEUMONIA. In five cases of pneumonia where the acute trouble did not end in complete resolution, but left circumscribed and affected areas which in my judgment were doomed to caseous degeneration, the liberal and persistent use of Antiphlogistine slowly but surely caused the absorption of the abnormal patches within the lungs and left them as normal as they were prior to the pneumonitis.—H. Enton, M. D., Brooklyn, New York.

* * *

METROPOLITAN HOSPITAL, NEW YORK CITY, with its 1,300 beds is the largest Homeopathic hospital in the world, and presents to its interne unsurpassed opportunity for obtaining experience in every department of medicine and surgery

Examinations for appointment on the Resident Staff, will be held at the hospital on Friday, April 3, 1908, at 10 a. m., and simultaneously at Chicago, St. Paul, St. Louis, and Cleveland.

Eighteen vacancies are to be filled for twelve or eighteen months' service, commencing June 1, or December 1, 1908.

Applications for examination, accompanied by three letters of reference, should be sent to Edward P. Swift, Chairman Examining Com., No. 170 West Eighty-eighth street, New York.

* * *

WINTER COUGHS—GRIPPAL NEUROSES. That codeine had an especially beneficial effect in cases of nervous cough, and that it was capable of controlling excessive coughing in various lung affections, was noted before its true physiological action was understood. Later it was clear that its power as a nerve calmativ was due, as Bartholow says, to its special action on the pneumogastric nerve. Codeine stands apart from the rest of its group, in that it does not arrest secretion in the respiratory and intestinal tract. In marked contrast is it in this respect to morphine. Morphine dries the mucous membrane of the respiratory tract to such a degree that the condition is often made worse by its use; while its effects on the intestinal tract is to produce

constipation. There are none of these disagreeable effects attending the use of codeine.

Antikamnia has also stood the test of exhaustive trial, both in clinical and regular practice and has been proven free from the usual untoward after-effects which accompany, characterizes and distinguish all other preparations of this class. Therefore antikamnia and coedine tablets afford a very desirable mode of exhibiting these two valuable drugs. The proportions are those most frequently indicated in the various neuroses of the larynx as well as the coughs incident to lung affections, grippal conditions, etc.—**The Laryngoscope.**

* * *

A NEW METHOD OF TESTING THE FUNCTIONS OF THE DIGESTIVE APPARATUS. Einhorn (Therapeutic Gazette, January, 1908) submits a method for investigating the functions of the intestinal tract, the principle of which is the administration of test substances with the food and observation of the effects of the digestive fluids upon these substances.

Practically this test is made as follows: Patients are given in a gelatin capsule a string of beads with the following substances attached thereto: catgut, fish-bone, meat, thymus, potato, mutton fat. After administering the capsule, every stool is examined with the stool sieve until the bead string has been recovered. If diarrhea is present the sifting may not be necessary, as the bead-string can readily be seen (usually at the bottom of a glass vessel).

Under normal conditions the bead-string appears after one or two days. It is then rinsed in cold water and examined. If the digestion is normal we find that catgut, meat, and potato (except the skin) disappear entirely, thymus and fat almost entirely, whereas the fish-bone usually disappears, but occasionally it may be present. The nuclei of the thymus always disappear. In pathological conditions deviations from the normal are observed, not only in regard to the time of recovery of the beads (disturbances of motility), but also in regard to the presence of the food substances (disturbances of the digestive function).

The author divides his cases of intestinal digestive disturbances into two groups:

1. Those of pure nervous intestinal dyspepsia.
2. Those of genuine intestinal dyspepsia.

In that great class of cases of intestinal dyspepsia, in which the

starch digestion alone is disturbed, Taka-Diastase (Takamine) has proved of especial value.

* * *

NO NOURISHMENT IN BROTH. "There is no nourishment in the broth or in the so-called extract of meat. Every one of these so-called invalid foods made from meat is a fake of the worst kind. Extract of beef is absolutely without value as a food. A dog fed on beef extract for eleven days died of starvation. He was given all he would eat.

"The extracts have a value as condiments, but not as food. They season things and make them taste good, but that is all. Nearly all of them have been tested. The makers of the best known extract do not claim it to be a food. They say it is a stimulant and not a food.

"The nutriment in meat lies in the fibre, not the juices. It is a pure waste to throw away the fibre expecting the fluid parts of the flesh to nourish those who use them.

"The most important thing in the matter of foods is to be sure to get what is wanted and get it pure, without misbranding or false labelling.—Statements made by Dr. H. W. Wiley, president of the National Board of Health, Washington, D. C. Abstract from the New York World, June 2, 1907.

In recommending some suitable and satisfactory substitute for the much dreaded beef broths mentioned in the foregoing, we desire to call attention to the following analytical and physiological reports on "Meatox":

"Meatox" is not an extract of beef.

It is not a predigested food.

IT IS THE FIBRE OF LEAN, BEEF STERILIZED AND DRIED.

It is free from preservatives but keeps fresh indefinitely in unsealed containers. It is more easily digested than egg albumen.

It is palatable. It can be administered either in its original granulated form or else mixed with soft boiled eggs, hominy, oatmeal, soup, broth, or any kind of food which may agree best with the patient. One ounce of MEATOX is equal to about five ounces of the best lean beef for its nutritive value.

VOL.
XV

ORIGINAL ARTICLES

No.
4

Denver, Colorado, April 1st, 1908

Entered at Denver Postoffice as Second-Class Matter.

FERRUM IODATUM.

By James Tyler Kent, M.D., Professor Materia Medica, Hahnemann Medical College and Hospital, Chicago.

Morning, afternoon, *evening*, NIGHT, after midnight. The patient feels better in the open air. Anæmia in a marked degree. General physical anxiety; *chlorosis*; choreic twitching of the muscles; constantly taking cold; congestion of organs and glands; external and internal dropsy. Symptoms are worse after eating. Emaciation; markedly worse from exertion. Fainting in anæmic patients. Hemorrhage from many parts. Induration of glands. Lack of physical irritability. Lying down and lying in bed increases many symptoms. Sensation as of lying in a cramped position; worse before, during and after menses; motion increases many symptoms; desire to move. Catarrhal condition of all mucus membranes; orgasm of blood even when quiet; pulsation in body and limbs; on waking from sleep; fast pulse. Many symptoms are worse from touch. The glands are swollen. Walking aggravates many symptoms; worse from warmth and warm clothing. Weakness from slight exertion; during menses; from walking.

Very irritable and easily angered; anxiety and aversion to company; dullness of mind and concentration difficult, worse when reading; confusion of mind in the evening; over-conscientious about small matters; very excitable; hysterical conduct and hilarity; changeable mood; indifference; irresolution; *sadness*. Restless at night; starting from sleep. Stupefaction, weeping, vertigo while walking.

Heat and hyperæmia of the head; heaviness of the head; worse in a warm room, better in the open air, in the forehead. Itching of the scalp; pain in the head in the morning; in the afternoon, better in the open air and worse in the house; worse coughing; with coryza; worse from the pressure of the hat; compelled to lie down; better lying; before menses; worse moving the head; better from pressure of the hand; *pulsating*; worse

when reading; worse from smoking; worse from walking; worse from writing; worse in a warm room. Pain in the forehead; worse on the right side, in the evening; better in the open air; better when standing in a draft; worse from coughing, from pressure of the hat, when reading, when writing, from motion, in a warm room, from smoking, above the eyes; above the left eye extending to the top of head. Pain in the occiput; in the sides of head; worse on left side, in temples, in vertex. Cutting pain from bridge of the nose to the occiput; pressing pain in forehead, worse in right side, worse in a warm room, in temples, in vertex. Sharp pain from below the eyes up through to vertex; stitching pain in head, in temples, in vertex: tearing pain in head; pulsation in head; forehead, temples.

Inflammation of the conjunctiva, with copious pus when forcibly opened; conjunctiva bluish-red; itching of eyes; lachrymation; pain in eyes from light; aching, burning of lids; cutting, as from sand; stitching. Photophobia. Protrusion of eyes; exophthalmic goitre. Redness of eyes; bluish-red, of lids; *swollen lids*. Weak eyes. The eyes are jaundiced. A cloud of sparks before the eyes after breakfast.

Noises in the ears; humming, ringing, *roaring*; cutting pain in ears. Hearing impaired.

Catarrh of the nose; morning; post-nasal discharge bloody, copious; *crusts*; EXCORIATING, *greenish, purulent, thick, watery*, yellow. Fluent coryza, worse in the morning, with copious mucus from larynx. Sensation of dryness in nose. Epistaxis on blowing nose; from coughing. Obstruction of nose; morning, night; better after blowing; cutting pain in root of nose extending to occiput. Sneezing at night. The nose is swollen; ulceration in nose.

The face is *pale, earthy*, even *chlorotic*; RED; circumscribed redness; sallow; sickly; YELLOW. Eczema and vesicles on the face; expression sickly. Countenance Hippocratic; swollen, puffed, bloated face; swollen submaxillary glands.

Bleeding gums. Coated thick, yellow tongue. Dryness in the mouth and throat; burning tongue; salivation; taste bad in the morning; bitter, insipid, metallic, offensive, putrid, like peppermint, sour, sweetish. Pain in the teeth.

Scraping of mucus from throat and nose; viscid mucus. Food seems to push up to throat as though it had not been swallowed: reversed action of œsophagus. Burning and pressing in the throat. Tickling and scraping throat and larynx. Swollen cervical glands. Exophthalmic goitre.

The appetite is variable; diminished, *increased, insatiable*, ravenous, wanting, without relish of food, easy satiety. Atonic condition of the stomach; aversion to food; to meat. Distension of stomach from gas. Eructations; bitter, after eating; empty, greasy, of food, rancid, sour, violent, waterbrash. Feels as though he had eaten too much, even after a small meal. Flushes of heat in the stomach. Heartburn. Heaviness after eating. Loathing of food. Nausea after eating. Pain in stomach: after eating; burning, cramping, after eating; distress with nausea and headache; pressing after eating; soreness in pit of stomach with pinching in back behind stomach. *Pulsating* in stomach. Tension. Thirst in evening; strong thirst; extreme thirst. *Vomiting*; on coughing, after drinking, after eating, of blood, of food. A feeling as of a cord drawn, connecting anus and navel, with a cutting pain every time he straightens up from a bent position. Distension of abdomen after food or drink. Enlarged liver and spleen without fever. Flatulence. Fulness or "stuffed" feeling. Heat in abdomen; pain in abdomen; after eating; during menses; in hypochondria; in inguinal region extending across hypogastrium; in liver; spleen; in umbilicus; cramping before stool; pricking in side of abdomen, worse raising arms and worse walking. Stitching in hypochondria and in inguinal region when walking; soreness in inguinal region when walking. Rumbling in abdomen before stool. Abdomen feels like a rubber ball when pressed; swollen abdomen.

Constipation; no stool for a week, alternating with diarrhœa; difficult stool, ineffectual straining. Constriction of anus. DIARRHOEA; stool frequent; morning; after eating; bloody stool; mucus; watery. Flatus; external piles; itching of anus; sensation as though anus were compressed; as of worms in rectum; as though a screw were boring in anus; crawling in anus; pain in anus; burning after stool. Stitching during hard stool; tenesmus; urging after stool; stool bloody; brown, *hard* mucus, scanty, soft, watery.

Urination frequent, involuntary, with tenesmus; pain in both kidneys but worse in left. Gonorrhœal discharge from urethra; with itching crawling. Burning on urination; sensation as if drops of urine remained in fassa navicularis and could not be forced out; urine albuminous and of low specific gravity. It has cured where sugar was found in the urine. Urine: dark, red, copious and pale, scanty, white. *Urine smells sweetish.*

Erections troublesome and painful at night; wanting. Relaxed scrotum. Seminal emissions. Sexual desire increased. In the female it has been used to prevent abortion. Itching and soreness of the swollen vulva. It has cured dropsy of the ovaries. *Leucorrhœa*: acrid, hot, copious, *like starch*; before and after menses; thin and watery; menses absent, copious, too frequent or late, painful, SUPPRESSED. Metrorrhagia. Bearing down feeling in the pelvis; while sitting she feels something pushing up. It is a most useful remedy in prolapsus and displacements of all kinds.

Irritation and much mucus in the larynx and trachea; pain in the larynx; burning; tickling in the air passage. Hoarseness and aphonia.

Respiration asthmatic; difficult at night and on motion; rattling, short, suffocative, wheezing.

Cough in the morning, afternoon, evening, asthmatic, *dry*, during fever, from irritation in larynx and trachea, loose, from motion, short, spasmodic, from talking, from tickling in the air passages. Expectoration in the morning; bloody, *copious*, difficult, greenish, hawked, bloody mucus, offensive, purulent, tasting putrid, *viscid*, whitish, grayish-white, yellow.

Anxiety in chest and heart. Cancer of right breast has been greatly benefited; catarrh of chest; congestion of chest; constriction of chest and *heart*; hemorrhage of lungs and air passages; inflammation of bronchial tubes; of lungs; cardiac murmurs; oppression of chest, pain in chest during cough; in sides of chest; in right side, from heart to axilla; stitching on coughing. *Palpitation* at NIGHT; from least exertion; on motion; on rising up; on turning in bed; during sleep.

Pain in the back during menses; in dorsal region; in lumbar region during menses; in scrotum; aching, as if broken, in lumbar region, at night; dull pain in dorsal region, each side of

spine; extending through chest; stitching pain in back. Stiffness in back on rising from bed.

Cold hands and feet at night; cramps in feet. Heat of hands; heaviness of limbs; lower limbs; of feet. Numbness of fingers, legs, feet. Pain in the limb; in the joints; gouty, rheumatic; rheumatic in upper limbs; rheumatic in right upper arm; in elbow, in *hip*, in thigh, in right tibia; rheumatic pain extending upward from back of left foot, in evening; aching in the shoulder, drawing pain in lower limbs; in the thighs; in tendons of back of right hand and left foot. Sore-bruised lower limbs, thighs, legs, stitching upper limbs and shoulder; tearing upper limbs and hips. Paralysis of upper limbs; sensation of paralysis of shoulder; in right arm in evening when writing. Restless feet; dropsical swelling in lower limbs; legs and feet. Weakness of limbs, of lower limbs. Trembling and weakness in limbs on using hands and on walking.

Dreams anxious; confused; of dead people; of fighting; of previous events; fantastic; of robbers; nightmare; unpleasant; *vivid*. Dreams that he is from thirty to sixty feet tall. Restless sleep. Sleepiness morning and evening; sleeplessness; frequent waking.

Chill at *night*; coldness in and better rising from bed; chilliness in evening followed by heat and sweat; shaking chill; warm room does not ameliorate the chill. Fever in the afternoon and evening with chilliness. Dry heat. Flushes of heat; internal heat, with chill; intermittent fever with desire to uncover.

Perspiration in the morning; in afternoon; at *night*; in bed; *clammy, cold, copious*, on least EXERTION, worse on motion.

The skin burns or is cold; jaundiced; liver spots. Dry skin. Urticaria. Swollen skin.

92 State street, Chicago, Illinois.

***SELECTION OF CHARACTERISTICS FOR REPERTORY STUDY.**

By Julia C. Loos, M.D., H.M.

The *objection* is frequently heard that systematic "working out" a case by the use of repertories does not bring the desired result: namely, the positive perception of the needed remedy when it is not previously evident to the perception. It is asserted that frequently the strongly characteristic or peculiar symptoms

*Read before Hahnemann Round Table of Philadelphia.

of the individual case are not to be found in the repertory rubrics. Also it is said that frequently after spending much time on repertory study, the remedy indicated by the lists, often when apparently very strongly indicated, does not reach the disorder in the patient; in common expression, "does not work."

There are numerous cases for which the image of the characteristic symptoms *docs* suggest a very small number of similar remedies and a few minutes' discrimination, between these or those two remedies, determines which is required and the prescription has most happy results. Each physician, claiming to be a materia medica student, is familiar with certain remedies whose images are clearly perceived in the patients. Sometimes one, or a group of keynotes, directs the attention to a remedy which, upon further investigation, proves to be indicated by the entire image. In other instances, a glance into the repertory, at two or three leading rubrics, gives sufficient suggestion to recall to thought the needed remedy not previously considered or to determine one of two or three similar ones to be the most similar and homœopathic to the case.

The *value* of repertories and of systematic repertory study is for such cases as present an array of symptoms, certainly distinguishing the individual, but not recognized as a remedy image or suggesting so many similar ones that selection of the most similar is difficult without close comparison. This comparison is obtained by elimination in the repertory lists, appended to the leading rubrics. Probably in the majority of instances where repertory study has failed or proved too laborious to be truly useful it is from a failure to select the *symptoms which correctly portray the characteristic image of the patient*. It may also be from *lack of familiarity with the truly characteristic symptom image of the various remedies*. Hence attention to the *selection of characteristics for repertory study* is worthy every careful prescriber.

In the "Organon," § 104, Hahnemann emphasizes the value of the symptom image thus: "When the totality of symptoms that specially mark and distinguish a case of disorder, in other words, when the picture of the disorder, whatever be its kind, is once accurately sketched, the most difficult part of the task is

accomplished. The physician has then the picture of the disorder always before him;—he can investigate it—and pick out the characteristic symptoms, in order to oppose to these—a very similar morbid force—selected from the lists of symptoms of all the medicines whose pure effects have been ascertained.”

Here is the kernel of repertory study. It requires:

First—that the case be properly presented and recorded;

Second—that the **DISTINGUISHING FEATURES** of the case of disorder be recognized;

Third—that accurate lists of the pure effects of remedies be available. The characteristics of the case are then to be selected from the rubrics of the repertory, with the accompanying remedy lists.

Obtaining a complete, correct record of the case is a subject by itself and in this discussion requires no further emphasis than reference to the “Organon” §§ 83-103 and their entire significance.

The third point: the necessity of, and the advantage of, using good repertories must be clear to the comprehension of every one who appreciates the requirements of a practitioner of Homœopathy, as must, also, the impossibility of benefiting any large number of patients and satisfying one’s own standards without them.

The human intellect is very limited in its powers and easily prejudiced by the varied demands on the attention and the personal valuation of the patients’ symptoms made by themselves or their attendants. Memory cannot retain all items deposited closest to reach in her storehouse. Perception is not the most strongly developed faculty in all physicians, hence, even thorough students of materia medica experience failure to recognize, in patients applying for treatment, even remedies whose images have at a previous time become thoroughly familiar. Infrequent use of these remedies or frequent demands for others has obscured them, though previously clear in the mental repertory.

It is not too much to say that the necessary, endless study of materia medica and patients is made fruitful and satisfactory by knowledge and proper use of good repertories. Nor is it exaggeration to assert that the *best intentioned graduates, sent out*

from college without training in repertory study must inevitably fail to cure patients, most in need of their remedies, and in consequence, the students, themselves, depart from the true application of the principles of Homœopathy. This fact is worthy the earnest consideration and concern of every college claiming to present Homœopathy and to train those who would practice it.

SELECTING THE CHARACTERISTICS.

As it is with remedies, so is it with patients; characterizing features may be numerous and varied. The peculiarities in any individual in disorder may consist in the special tissues affected, the locality of the manifestations, the character of pains, the time of aggravation, special form of eruptions, nature of discharges, nature of modalities, amelioration and aggravation, or distinctly mental symptoms. Whatever they may be, it is important to select all the symptoms that *specially characterize the individual patient*, no difference what the nature of his disorder.

All thoughtful physicians acknowledge the truth of Hahnemann's exposition that the mental symptoms must clearly represent the individual and hence are important indications in disorder. Mental symptoms, as such, are not always recognized in the case, yet by careful examination, we may elicit phases of the mental sphere, expressed in many ways.

All variations from normal, in either intellect or will, constitute mental symptoms. (Intellect is also termed reason, comprehension, understanding. Will is also termed loves, affections, desires and aversions.) Disturbances of thought, ranging from difficult concentration to delusions and delirium; disturbances of memory; errors of speech, writing, etc.; gestures; variations of behavior dependent on erroneous conceptions; prostration; anxiety; clairvoyance; stupefaction and unconsciousness, beside many strange notions; all these belong to symptoms of intellect.

Perhaps more numerous are the variations of will: they include all kinds of sensitiveness, irritability, anger, fear, lack of sensation, indifference, restlessness, desire for unusual things (abnormal desires), aversion to people and to conditions usually agreeable or necessary to life, many inclinations which are expressive of discord with surroundings, even desire to destroy self or others.

Among these mental symptoms are many often omitted, in reporting to the physician, because they are not recognized as pertaining to the disorder. The patient attempts to convince himself or is urged by his friends, that such things are foolish or unreasonable and he must strive to overcome or reason them away. The foregoing rubrics are found in the repertories under mental symptoms and are mostly recognized distinctly as such.

Many other strange desires and aversions are expressed through some one organ, which thus becomes the medium of expressing the physical will. These peculiarities constitute expression of the patient, not local symptoms, though it is possible for them to be expressed only by that single part of the economy. Such are the craving for or aversion to certain foods, expressed through the stomach; sensitiveness to light, odors, sound, expressed through the eye, the nose and the ear; sensitiveness to touch and pressure expressed locally. Similarly the desire or aversion of the patient is expressed by aggravation or amelioration from heat and cold.

The patient is expressed in disturbances of the economy occasioned by the performance of normal functions, those necessary to life or contributing to its sustenance. Thus eating, drinking, defecation, urination, menstruation, coition, or pregnancy, occasion pain or disturbance or definite aggravation or amelioration of symptoms not belonging merely to the part concerned. Disturbance from sunshine, open air, bathing and exercise, things normally contributory to life, represent the patient, individually.

For similar reason, namely that they indicate the response of the controlling force, periodicity, the influence of time, temperature, weather, seasons and various positions are representative of the patient. When the effects of becoming chilled or overheated, becoming wet, effects of mechanical injuries, overlifting, loss of fluids, emotions, vicious habits, various drugs and narcotics continue or increase we must recognize abnormal condition of vital control. Normally the economy, from within, restores order after such disturbance. If the patient is so affected that these things appear to occasion his disorder, these influences express the patient.

It is necessary to discriminate between manifestations which are merely local and those which express the disorder of internal (near to the vital) functions. *Wherever* the expression may be observed, manifestations of deficient oxidation, of circulatory disturbance or abnormal elimination declare weakness in the functions that bind the patient and the body together and therefore are expressive of the economy more than such symptoms as signify disorder in the tissues of the organ or the part where such symptoms occur.

Blue discoloration of face during cough tells of cardiac weakness; puffy swelling below the eyes announces renal disturbance; convulsions signify brain or spinal disorder; blue or purple discolorations may signify insufficient oxidation, etc. If there be local mechanical obstructions these may determine the symptoms to be merely local and hence not expressive of vital control.

Such control is expressed by abnormal nutrition, general anæmia, hardening of soft tissues, softening of hard tissues, increase or diminution in tissues, excessive or deficient discharges, or abnormal condition of discharges. These things also constitute links of resemblance to certain remedies in their effects.


Character of pains is another link of resemblance to remedies and expresses peculiarities of individuals. They may be in any affections in an individual of the same sort; so are they in remedies.

Thus the important aim to be observed is to select those features which most closely represent the patient, wherever and however the disorder be expressed, in one part or many. Only a headache or a skin affection may manifest the characteristic modifications and denote the individual more than affections in many parts at once when the distinguishing features are neglected or uncertain. Attention to these considerations should not only result in more trustworthy and definite results from repertory study but accomplish the results in a brief space of time. It may be safe to assert that an hour spent on repertory study of any case, after the symptoms are completely recorded, should be sufficient to indicate the remedy that will prove curative.

Harrisburg, Pennsylvania.



SPECIAL ARTICLE



*MIDAS II. AND HIS BARBER.

By R. del Mas, Ph.D., M.D.

It was in the fall of the year 1906 of the Olympic era that Pavo, a satyr, found in the heart of the Sierra Nevada, and at the bottom of a spring, a flute Minerva had left there. The satyr, who is a famous musician, soon began to play on the instrument; and Echo spread over the Pacific Ocean the harmonious sounds of an impromptu called: "*Gloria in excelsis Esculapio et in terra pax Eunucho.*" It was something ravishing; so much so, that Pan himself, while herding his flock of sheep, thought he had never played so well himself, nor heard before so fine a melody. It took Pales all the strength of her modesty and pudency to stay with her mate and not elope with the satyr; and Neptune's trident shook with delight under the sonorous waves. Phœbe stopped in her silvery course and, listening to Pavo, thought of her brother.

Pavo did not know Apollo; but, noticing, one day, that he played the lyre, challenged him, provided that the vanquished should remain at the disposal of the victor. Apollo consented to it, and a large body of amateurs encircled the musicians, with Midas II. as the referee. On New Year's, 1907, the contest took place.

Pavo began to pour forth from his immense repertory the most melodious harmony. He first played the beautiful composition known as "*Disease as an entity,*" the first part of which is a *mæstozo* (4/4 time), in C major, in which the power of Exorkismos over Pluto is forcefully rendered and made patent; the second part of the air, which is an *andante larghetto* (3/4 time), begins in D minor, and passes through G minor to A minor, in which key it concludes. This part shows the beneficial and radical effect of Phlebotomia and Hirudo upon the malign gases that circulate in disease, through the blood channels, as well as the

*This article is abstracted from *Western Mythology*, a book I will soon publish.—The Author.

raison d'être of puking, purging and sweating as necessary servants to Phlebotomia and Hirudo that their work be finished more quickly and surely. In the middle portion one detects the smiles of Pluto and Proserpine, and the activity and celerity of the Fates.

In the third part, the time changes to *allegro vivace* (4/4 time), and is formed from the same material as the first, but with considerable variety of treatment and embellishment. In it, one can see flow the healthy and pure Nectar of grease and cow-pox, and all the serum-products into the lymphatic thoroughfares of Vesta's progeny. The shrewdness of Mercurius, and his success in overcoming the vigilance of Argus, alias Bacteria, upon Io is one of the best variations of the part.

Then followed a Fantasia known as: "*The Furies.*" It is a magnificent Prestissimo in which Pavo showed his great talent. The composition renders in its first part in E major (6/8 time) the horrors of the Tartarus, and pictures the faces of the Furies in a masterful way. The listener could almost hear the waves of the infernal rivers and the laughter of the Furies. In the second part of the movement, which begins in the remote key of B minor, and is marked *ben marcato*, the musician knew how to render palpable for the audience the faces, ways and manners of the inhabitants of the Tartarus. They were shown, in their hideous vices and state of degeneracy, the traitor, the selfish, the perjurer, the murderer, the hypocrite, the liar, the robber, the profligate, the drunkard, the prostitute, as well as the insane, the cripple, the spina-bifida, the cleft palate, the hare-lip, the cretin, the hermaphrodite, the syphilitic, sycotic and marasmatic individuals: in fact, all vices and monstrosities humanly personified. All the listeners were held in amazement, here blushing from pleasure, there turning pale from fright, so complete was the illusion produced.

But the third part of that classical vagary summed up the whole thing in a brilliant *allegro brio* in which Esculapius proposes to Jupiter to make Vesta's progeny larger, stronger, healthier, happier, and better by sterilizing the sexes. Everybody there, but Apollo and the Muses "applauded the satyr to the very Echo, that should applaud again." Minor pieces had Pavo intro-

duced in between the two great ones already mentioned, and he seemed, till then, to be the victor. Wreaths were ready to crown him with; and nobody durst even surmise that Apollo would try to compete with the great musician, when the presiding deity of archery, prophecy, music and medicine, and president and protector of the Muses, seizing his lyre, sent forth from it the softest melody, and sang words so sweet and harmonious that the whole assembly, but Midas II. and Pavo, fell into ecstasy.

In a select *adagio* entitled "The Law of Cure," his beautiful voice sang to the strings of his instrument the truth of *Similia* as being the only way the gods had established for the curing of the sick, ill from dynamic causes, and that of *Contraria* in all cases brought about by mechanical agents.

In a glorious cantata known as: "Samuel, My Grandson," he immortalized the new Esculapius. The first part of the composition rendered, in G major, (4/4 time), the philosophy contained in the Organon; the middle part begun in E minor, wound through F major and A minor, and ended in B minor, the words and air being in perfect accord with the truth the Chronic Diseases embody; and the third part of the movement, in an *andante sostenuto* in A major (4/4 time), splendidly reflected the treasures hidden in the *Materia Medica Pura*.

In the famous *andante con moto* called: "The Patient," poetry and music combined filled the audience with admiration. The first part of the piece in F major (4/4 time) recalls that behind the cell there is a principle that sets it into activity; that that principle (except in trauma) is in diseased states the upset cause that upsets the cell it governs; that disease cannot be localized any more than health; that in disease (not in trauma nor poisoning) the patient and not the organ must be treated.

The second part of the composition in C major (4/4 time) renders patent the fact that bacteria are the results and not the causes of diseases; that tumors are the results of diseases, and not diseases themselves.

The third part of the movement in G major (4/4 time) gracefully shows the application of the law of *similia* in all its forms, and the beautiful results it brings about when strictly adhered to in all its tenets, instead of according to the whims and notions of Phaeton, alias Mongrel.

Apollo wished to play also: "*The Alienage of Contraria Outside of the Kingdom of Trauma*," by his friends Biologia and Physiologia. It is indeed one of the pieces played at the Olympic Court whenever one of its members feel unwell. But the listeners thought Apollo had played and sung long enough to put an end to the contest, for it was growing late in the evening and some of them had far to go; and again, besides the compositions above mentioned, the deity had given them: "*The Infinitesimal Dose vs. the Material Dose*," an elegant Nocturn by Behring; "*Asepsis vs. Antiseptis*," a Sonata by an English Lord composer; "*Empiricism and the Drugless Treatment*," by Osler, a classical production of that same prolific author of "*Kill Them All at 60*," the famous Fantasia that made Osler famous; and also a few more, all fine and sweet, all divinely inspired and divinely played and sung.

Those present at the contest faced Midas II. and waited in silence for his judgment.

The King of Auropyliæ is quite famous; he studied medicine under Esculapius (the Son of Apollo) and saw, one evening, the face of Samuel (the Grandson of Apollo) through a key-hole. He also took a few music lessons from Orpheus: hence his position as referee in the matter at hand. Being quite a physiognomist, he could read in the faces of all but the two contestants that their sympathy went to Apollo; but he had been so deeply impressed by the talent revealed in the Fantasia and the depth of feeling it contained in its third part that he awarded the laurel to Pavo, the satyr.

Apollo smiled and submitted willingly to the decision of the umpire. But soon after this, the Barber of Midas II. noticed the ears of the prince were taking the shape of those of a jackass. The Barber imparted his finding to the king himself, who recommended him to keep it secret lest he punish him most severely; and at the same time Midas II. had a wig and a cap made with which to conceal his long ears.

Under the sun there are all sorts of people, some of which could not under any circumstance keep a thing secret, nor stay short of publishing to the wind everything they know. The Barber belongs to this category of men; and the poor fellow,

struggling between the promise he had made his master and the constant inclination to talk, soon was affected with insomnia and anorexia.

But neither Morpheus nor Jupiter could save him; and, feeling choked to death under the hand of Lachesis, and on the eve of crossing the Acheron, were he to keep silent any longer, he flew to the country, dug a hole in the ground, and, burying his face into it, cried to the top of his voice: "*King Midas II. has the ears of a jackass;*" after that he returned home well satisfied, and relieved from the heavy load that threatened to crush out his life.

But it happened that, in the sixth month of the year 1907 of the Olympic era, the Barber was called out of town to give a rub to a sick officer of the King; and, passing through the spot where a few months before he confided his secret to the earth, painfully noticed that reeds, grown in the hole he had dug, whispered distinctly, under every breath of Zephyrus—the most mild and gentle of the children of Aeolus,—the following disheartening words: "*Midas II., King Midas the Great has the ears of a jackass.*"

Soon after, nobody in the land could be found who did not wish to witness the prodigy; and the secret of the prince is now known by everybody.

On one day of the second month of the year 1908 of the Olympic era, Proteus, a friend of Midas II., having assumed the appearance of Neptune, presented himself at the Auropylæ with a magnificent trident, the handle of which was made by Magister Artem, and the prongs by *Allopathos, Homoioopathos et Eklektismos Cia*. The deity wore a fool's cap on that day because Aquilon was chasing him furiously; and, as soon as the king met him at the pier, he noticed the length and shape of his friend's ears, and turning around suddenly, partly from fright and partly from disgust, glided away, and went and buried his secret into the bosom of Ocean, his father, who soon communicated it to Tethys, his wife, and also to Aquilon, the swiftest and fiercest child of Aeolus.

(TO BE CONTINUED.)

Centerville, Minnesota.



EVERY DAY PRACTICE



Peculiar and Unusual Cases Wanted

A RHUS RADICANS CASE.—Mrs. M. had for some weeks complained of pains, apparently neuralgic, in the left side of the chest and back. At times these were intense, compelling her to go to bed and apply hot cloths for relief. Careful physical examination of the abdomen and chest revealed nothing. An old psoriasis was present, but this had existed for years. The pains extended from the inner border of the left scapula down to and around the lower angle, to the side of the chest and forward as far as the epigastrium. They were relieved by lying down, and on the painful side by the application of heat. The pains compelled her to bend forward when in a standing position. Nux vomica, kali carbonicum and sulphur, prescribed at intervals and upon seeming totalities, had not relieved. Magnesia phosphorica had also failed. One dose of rhus radicans, 45 m., F., cured promptly. The classic pathogenesis of this remedy will be found in the Symptomen Codex, published in 1848, and long out of print. H. C. Allen, long ago, emphasized the symptomatic differences between rhus radicans and rhus toxicodendron, although botanically the two species are considered to be identical.

* * *

A KALMIA CASE.—P. E., age 45; wet through in rain-storm eight days ago. Was taken with pains in feet and wrists shortly after. At present pains shifting quickly from one part to another, with general weakness and numbness; wrists, especially, are numb; temperature, normal; pulse, 78. Kalmia latifolia, 46 m., three doses at intervals of three hours cured within four days. Weakness, numbness and shifting pains are characteristic of this remedy and form the basis for the prescription.—*Rudolph F. Rabe, M. D., 816 Madison avenue, New York.*

* * *

A FEW HOMEOPATHIC TRICKS.—Man, aged 52. Had grippe followed by severe neuralgia in the head. Sensation was

a *tightness* or *constriction* in the entire head, but worse in occiput. Agg.: *blowing nose, coughing, rising from stooping, and straining at stool.* Colocynth, 3 M., made a quick and satisfactory cure.

Married lady, aged 31. Had several large, ugly warts on both hands. The last to appear were the largest. Were very sore and would bleed a great deal. Having a good form and very fair skin the warts were an eye-sore to her. Hence, she applied for a homeopathic cure. I learned that for many, many years her feet and ankles, especially the left, *had swollen badly about a week or ten days preceding each menstrual period*; and that there was *much distention of the abdomen* before menses; and that there was a *corroding leucorrhœa* and *itching of the vulva* after each menstrual flow; and that for a long time she had gone to the dining table feeling hungry, but found that after eating a small quantity she was full "*up to the throat.*" Homeopathy made her happy in a few weeks; for the very next menstrual period was *not* preceded with swelling of the feet and ankles. Said she: "They didn't swell *at all*, the first time for years." There was barely a "show" of the leucorrhœa, "and," said she, extending her hands, "you see my warts are nearly all gone, and the funny thing of it is those *last ones* which were so large and sore were the *first to disappear.*" She can now eat without distress and feels better in every way. She got three doses of lycopodium, 1 M.

Single lady, aged 23. Passes large quantity of colorless urine twenty to twenty-five times per day and as often at night. Three years standing. General health good. Weight 135. Has spasmodic attacks of laughing, alternating with crying. No sugar nor albumen. Specific gravity 1010. Said she: "I have nothing else to complain of except this frequent and profuse urination." After much quizzing I learned that *if she attempted to retain the urine* there resulted a severe pain in the left groin. It has been one week since she received lactic acid, 200, and she reports that she now urinates "five or six times at night and about the same

during the day." I gave her the best medicine on earth, after improvement sets in, and told her to report in a week. This remedy will not complete the case; but *ignatia* or some other will.

Married lady, aged 44. Severe dysmenorrhœa all her life. Pain chiefly in left ovary, doubling her up. *Colocynth*, 3 M., soon relieved this. But for twenty years had taken topical treatments for metritis and for which her husband says he spent hundreds of dollars, "which had just as well have been thrown in the fire." After going the rounds and from each so-called regular having received the same kind of "scientific" treatment, they finally informed her that she had a fibroid and would have to submit to surgical measures in order to save her life. Though the wife of a business man and abundantly able to pay for surgical treatment, she concluded to investigate pure homœopathy and accordingly sent for the writer. She was then menstruating and suffering intensely, for which she had so often received the familiar hypodermic, but this time she got *colocynth*, 3 M., as stated. The following menstrual period developed an excruciating pain extending from the pubis to the small of the back. The flow consisted of dark clots, with bright red fluid. Prior to this period I had made a careful examination and found an enormously large and very solid uterus—as large as the average man's head and just about as hard. I asked for a second examination a week later, reserving my decision. After the second examination I said positively. "You have no fibroid, but on the contrary a very large and indurated womb as the result of chronic inflammation and bad treatment. I can cure you with the homeopathic potencies if you will keep my instructions to the letter and stick to the treatment." This was June 17, 1907. I gave her placebo until the second menstruation referred to, when *sabina* loomed up like a great ship at sea. An occasional dose of *sabina* C. M., performed the homeopathic trick like magic. In six months the uterus was *perfectly normal* in size and position, and entirely free from inflammation. She passed through the menses absolutely without pain or any disturbance whatever. She declared herself in perfect health save a hacking cough and choking sensation which she said was caused by a sudden shutting down of the "lid" in her

larynx. This had annoyed her for several years. I ascertained that the cough was always worse in a warm room and that coming from the cool air into a warm room produced *aphonia*. Two doses of bryonia, C. M., wiped out this trouble and I discharged her Jan. 17, 1908, a perfectly healthy and happy woman. The seven months treatment and a *cure* only cost her \$75.00. The twenty years of "regular" quackery cost her husband hundreds of dollars and herself as many years of intense suffering and almost her life.


Was called 300 miles to see lady aged 77 suffering intensely from grippe neuralgia. *Shooting, darting, lancinating pains from occiput to forehead*, worse each morning. A quinine homeopath was in attendance who prescribed an opiate in material doses. This would force a sleep, but was followed with deathly nausea and a return of the neuralgia in a more intensified form. This had continued for a week. Without giving anything to "clear up the case," because I thought it already clear, I prescribed a few doses of spigelia C. M.; this conquered the neuralgia. There was then developed a severe, harassing, and exhausting cough at 3 a. m. A few doses of kali. carb., 45 M., wiped this out and the patient went on to a rapid recovery. When a physician prescribes an opiate "for pain you can write it down that he does not know much; and if he professes to be a homeopath you can add "a mongrel," always. But some may think it remarkable that I should have been called 300 miles. Well, every physician who studies and applies pure homeopathy is sure to succeed to a degree that will inspire almost unlimited confidence in some, at least, especially if they have seen him open his repertory *at the bed-side* and save a life! This lady had been such a witness on several occasions, the writer having taken her through pneumonia twice and treated her for other disorders at different times. I have every reason to believe that this aged lady has unlimited confidence in pure homeopathy and in the writer's ability to practice it. *She is my mother!*

I submit the foregoing especially for the benefit of young physicians who would like to practice pure, unadulterated homeopathy. Many older physicians calling themselves homeopaths

tell them such cases of uterine diseases, hæmorrhoids, etc., cannot be cured without topical treatments. I want you to know *that is not true*. First learn how to take the case, then find the indicated remedy and give it high enough but not too often, and you can make just such cures as are credited to Hahnemann, Boenninghausen, Kent and others. The *law* is the same yesterday, today and forever. No man who understands Hahnemann and is loyal to the law of similars needs anything more than his potencies for non-surgical uterine diseases, uncomplicated hæmorrhoids and old-fashioned ague. I was once a mongrel as bigoted and ignorant as any today; but having become disgusted I applied for a place at the feet of Prof. J. T. Kent, to whom I owe all the glory, success and satisfaction for my emancipation. He taught me what homeopathy is and how to study it; how to read the Organon, and why the *inner nature* of a drug or potentized form is more powerful than the crude. And, Dr. Mongrel, if you could only become conscious of your deficiency, he can teach *you*. That was twenty-four years ago, and day by day as I succeed in making homeopathic cures I thank him from the bottom of a grateful heart. He gave me the start. He opened my eyes and showed me how to study and how to learn the great secret as announced by the master. Then, little by little, and year by year I learned more and more from the works of Hahnemann, Boenninghausen, Dunham, H. C. Allen, Guernsey, Wells, Hering, Nash, and others of their kind. I waste little time on new works. I prefer the *old ones*. Now, young man, go and do likewise and you will never regret it. On the other hand, however much money you make, if you die a mongrel, even if you get to heaven at all, your professional life will have been a failure and Hahnemann will not know you.—*J. C. Holloway, M.D., Galesburg, Il.*



CONTRIBUTED



SPECIAL ANNOUNCEMENT.

Arrangements are now practically completed for the fifty-third annual meeting of the Illinois Homeopathic Medical Association to be held at Chicago May 12th, 13th, 14th and 15th, 1908. The first three days will be at the Sherman House, which is to be association headquarters, and where a special rate is offered to visiting members and their families. The first two days will be the Illinois association alone, and the last two will be a joint meeting with the Wisconsin Society, which will come to Chicago after a two days' meeting in Milwaukee. On the evening of the second day there will be a surgical clinic at Cook County Hospital given by the homeopathic members of the staff. A special feature of the second day will be an address by the director of the child study department of the Chicago public schools.

On the third day the bureaux of *Materia Medica* and *Clinical Medicine* of the Wisconsin and Illinois societies will present a joint report, and Dr. Royal S. Copeland, president of the American Institute, will speak on "The Relation of Homeopathy of the 'New Thought' in Medicine." In the evening there will be a public meeting in Handel Hall, where Dr. Copeland will deliver an address entitled "What Is Homeopathy?" The entire fourth day will be spent at Hahnemann Medical College and Hospital, where the members of both societies are invited to clinics in every department, and luncheon will be served by the college.

Arrangements have been made with the Garrick Theater whereby members can procure tickets at one-third less than the regular rate for any performance during the week. This theater is only a few doors from our headquarters. More detailed information can be procured by addressing the secretary.

BURTON HASELTINE, M.D.,
100 State Street, Chicago.

To the Editor of THE CRITIQUE:

As you know, the United States Pharmacopœia (8th Rev.) was made the standard for drugs and medicines by the passage of

the National Food and Drugs Act, June 30, 1906. Since then the manufacturing chemists, pharmacists and wholesale and retail druggists have been endeavoring to comply with the law. The fact remains, however, that many members of the medical profession are not actively supporting the movement throughout the country for the more extended use of the United States Pharmacopœia and National Formulary preparations. It was believed that the professors and instructors in the medical schools throughout the country could very materially aid in the movement by giving to their students *special lectures* on Pharmacopœial and National Formulary preparations, illustrating them by showing actual specimens and requiring them to study their physical and medical properties.

Will you kindly find space in your valuable journal for the following resolution, which will, undoubtedly, meet with approbation from the professors and instructors in most of the medical schools throughout the United States?

Very truly yours,

Philadelphia, Feb. 3, 1908. JOSEPH P. REMINGTON.

PHILADELPHIA MEDICAL SCHOOLS AND THE U. S.
PHARMACOPOEIA.

At an informal conference, called by Prof. Joseph P. Remington, of the teachers named below in the medical schools of Philadelphia, the following resolution was passed:

"Resolved, That it is of the utmost importance for accuracy in prescribing, and in the treatment of disease, that students of medicine be instructed fully to those portions of the United States Pharmacopœia which are of value to the practitioner, and that members of the Medical profession be urged to prescribe the preparations of that publication, and further, that this resolution be forwarded to the Medical and Pharmaceutical journals, and to the teachers of Medicine and Therapeutics in the United States.

James Tyson, M. D.

John H. Musser, M. D.

John Marshall, M. D.

Horatio C. Wood, Jr., M. D.

H. A. Hare, M. D.

J. W. Holland, M. D.

Alfred Stengel, M. D.

David L. Edeall, M. D.

Seneca Egbert, M. D.

M. C. Thrush, M. D.

James Wilson, M. D.

E. Q. Thorton, M. D.

John V. Shoemaker, M. D.

I. Newton Snively, M. D.

J. M. Anders, M. D.

S. Solis Cohen, M. D.

February 3, 1908.

The Critique

Published by The Denver Journal Publishing Company.

JAMES WILLIAM MASTIN, M. D., MANAGING EDITOR
230-1-2 MAJESTIC BLDG., DENVER, COLO.

J. WYLIE ANDERSON, M. D., BUSINESS MANAGER
1-2 STEELE BLOCK, DENVER, COLO.

ASSOCIATE EDITORS:

- | | |
|--|---|
| JAMES TYLER KENT, M. D.,
92 State Street, Chicago, Ill. | NORMAN M. SMITH, M. D.,
3000 Hennepin Ave., Minneapolis, Minn. |
| L. CURTIS PHILLIPS, M. D.,
12 Palifax Street, Pensacola, Fla. | V. A. HUTTON, M. D.,
118 E. Second Street, Florence, Colo. |
| RUDOLPH F. RABE, M. D.,
Hoboken, N. J. | HARRIET HORNER, M. D.,
Castine, Maine. |
| CARRIE E. NEWTON, M. D.,
Brewer, Maine. | ALBERT F. SWAN, M. D.,
Brighton, Colo. |
| ROY C. FISHER, M. D.,
Kechi, Kansas. | SAMUEL S. SMYTHE, M. D.,
230-1-2 Majestic Bldg., Denver, Colo. |
| A. H. GRIMMER, M. D.,
2908 Lake Park Ave., Chicago, Ill. | R. del MAS, M. D.,
Centreville, Minn. |
| NORMA M. BALDWIN, M. D.,
Hagerman Bldg., Colo. Springs, Colo. | J. E. HUFFMAN,
Healdsburg, Cal. |
| F. E. GLADWIN, M. D.,
1708-10 Chestnut St., Philadelphia, Pa. | G. E. DIENST, M. D.,
Naperville, Ill. |
| JULIA C. LOOS, M. D.,
30 N. Second Street, Harrisburg, Pa. | W. J. HAWES, M. D.,
4th and Broadway, Los Angeles, Cal. |

Communications of a literary nature, books for review and exchanges should be addressed to the Managing Editor. Those relating to business matters, inquiries for advertising rates, space, etc., should be addressed to the Business Manager.

MATTERS FOR PUBLICATION, NOTICES OF CHANGE IN ADVERTISEMENTS SHOULD BE IN THE HANDS OF THE RESPECTIVE DEPARTMENTS BY THE 15TH OF THE MONTH PRECEDING DATE OF PUBLICATION TO INSURE ATTENTION. No attention whatever will be paid to communications unless accompanied by signature and address of the author. We would respectfully request that correspondents be particular to write upon but one side of the paper, write plainly, spell correctly, and bear in mind that there is such a thing as the proper use of capital letters and punctuation marks.

EDITORIAL COMMENT.

DELINQUENT SUBSCRIBERS, PLEASE TAKE NOTICE.—By a recent ruling of the Postmaster Generalissimo of the United States we are debarred from the use of second-class mail privileges for subscriptions to THE CRITIQUE which are not paid to within four months of the commencement of the magazine year. I don't know whether the Postmaster General is trying to

put us poor medical magazines out of business or whether he is endeavoring to impress upon readers of such literature the importance of paying for what they get in this line in a prompt and business-like manner, but I do know that unless our delinquents produce, that THE CRITIQUE will fail to appear at not an inconsequential number of business places to which it has been an apparently welcome visitor for some time.

I hope our patrons will appreciate the fact that it takes money to run a medical magazine as well as to transact any other legitimate business, and that they will govern themselves accordingly. Pay up. M.

* * *

KANSAS CITY IN JUNE.—From all sides come the most encouraging reports concerning the prospects for an enthusiastic meeting of the American Institute of Homeopathy at Kansas City, beginning the 22nd of June next. The Missouri and Kansas state associations will abandon their customary state meetings, and no doubt Nebraska and other nearby societies will do likewise and thereby swell the crowd and make the event a record breaker, so far as numbers are concerned.

In the March issue of *Medical Century* I notice that the indefatigable Rabe has already outlined the program of his bureau, that of "Homeopathy," and that it contains a feast fit for the Homeopathic gods and goddesses who may be fortunate enough to attend the banquet on the banks of the raging Kaw, is a superfluous statement. The other bureaus are supplied with unusually well selected assortments of scientific material, sufficient at least to be attractive to those who are in search of the real thing in medicine; from all appearances, too, the program will be in the hands of the printer a sufficient time in advance of the meeting to insure its being distributed long enough ahead of the same for those who anticipate attending to become more or less familiar with it. Taking everything into consideration, the Kansas City meeting "looks good" to me. M.

HOMEOPATHIC PHYSICIANS AS INSURANCE EXAMINERS.—A prominent and prosperous member of the homeopathic faith and practicing the “real thing” in medicine in our sister state of Kansas, writes editor of THE CRITIQUE and propounds a few very leading questions. Beginning his letter of inquiry, however, is the following statement :

“One man representing a California company, the only one that has not appointed me as examiner in this locality, emphatically refused to have a homeopath examine any applicants, yet this same man **owned up** to me that a homeopathic physician **saved his child** when all the allopaths in the small city in which he lived at the time had given it up to die; but to the laity of my community he was trying to impress them that homeopathy was not up to the standard!

This was probably the work of a pin-headed company and not the fault of the agent, and if the writer will give the name of the company carrying its “peculiarity” to the extreme indicated by the foregoing information and occurrence, I will take great pleasure in giving the before-mentioned institution an opportunity to explain its antipathy. The writer then asks:

“Do you think that the American Institute of Homeopathy would consider any proposition at the forthcoming meeting to be held in Kansas City, pertaining to the boycotting of all companies that would not accept homeopaths as examiners?”

“Do you think it best for the homeopathic journals to take the matter in hand?”

“Do you not think this an important matter?”

The doctor goes on to say that the refusal on part of the insurance company’s representative to accept examinations made by a homeopath “had not hurt him any, but I believe it helps give homeopathy a black eye.”

That’s right, Doctor, every little bit added to what you have makes just a little bit more, and it doesn’t matter much whether it refers to money, marbles or a black eye, and this black eye business has been added to so persistently by our friends, the enemy, and their friends, that there remains but little of the countenance unblackened by which recognition of the cause of home-

opathy may be made; fact is, ever since its inception by Samuel Hahnemann it has had to stand up under hard and persistent hammering, so that its everyday appearance resembles one who had been unfortunate in the selection of his friends, or of having been overtaken and run over by a freight train.

I don't believe the dignified and somewhat solemn society to which you refer would care to tackle the boycott proposition, neither do I consider that the proper manner in which to place the cause of homeopathy on a winning basis with insurance companies; as regards homeopathic journals taking up the fight. They might, perhaps, have more heart to handle the subject—that is, those that *do things*—were they more liberally patronized by those who would benefit by the “taking up of the matter.”

As regards your third question, permit me to say that I consider this a most important matter, and I for one would be glad to see you “present a resolution creating a committee to correspond with the most important companies regarding this,” as you suggest in your letter.

I hope something outside of the customary will be done by the Institute regarding the insurance matter, and I further hope that the good doctor who has taken the trouble to talk with me on this topic will be present, and that he will have his war paint on. There is such a thing as transferring your insurance from one company to another, so I understand; and if this is a fact would it not be a wise plan for homeopaths to make the change, provided the company accepting such business is found to be in first-class financial condition?

M.



FROM THE JOURNALS



Dr. A. H. Grimmer has recently removed to 3402 South Park avenue. This move is preparatory to his taking on a domestic partner in a few days.—*Clinique*.

* * *

Kraft has changed his dress, coming out in a dull orange shade, and the cut much smaller than the old suit, dress, being an 8vo. this time. For whether you say Kraft or *American Physician*, is it not the same? He presents quite a fine front.—*Homeopathic Recorder*.

* * *

“*WE FAIL TO FIND.*”—If any reviewer of homeopathic books wants to show his knowledge of therapeutics and at the same time gently roast an author, let him select his disease from the author, then compare it with Lilienthal’s pages on the same disease and he can write “we fail to find” this, that, or the other remedy “mentioned” to his heart’s content, and, what is more, be really accurate in his failures to find.—*Homeopathic Recorder*.

* * *

THE GENERAL PRACTITIONER AND HIS INSANE PATIENTS.—The conclusion of a paper in the *North American Journal of Homeopathy*, having the above title, by Reeve Turner, M.D., New York City, is as follows.

Don’t make your prognoses too hopeful. You are apt to be disappointed.

Don’t send the patient out on a globe-trotting expedition. He needs rest, and lots of it. Recreation can come after recovery.

Don’t listen too attentively to the relatives’ wishes regarding treatment. Usually they know little about insanity.

Don’t take the case if you cannot have your way.

Don’t treat a case at home unless you can command sufficient assistance.

Don’t trust the patient unless you are absolutely sure, and then look out!

Don’t trust a convalescing patient as you would one in the height of an attack. Accidents more often occur when recovery is near than at any other time.

Don’t spoil the patient’s chances with bromides and other sedatives.

And, above all, don’t forget that the indicated remedy, homeopathically applied, is the best curative treatment.—*The Hahnemannian Monthly*.



Miscellaneous Matter



Send Us a Personal Item Occasionally

Renew your subscription before June and avoid discontinuation of your journal.

* * *

We acknowledge receipt of a very tastily gotten up booklet, edited by the students of Hering College, Chicago. Thanks.

* * *

Physicians in the market for an A No. 1 automobile, will find the advertising pages of **The Critique** of value to them in the emergency.

* * *

Pack your grip early, buy your ticket via the Union Pacific and make up your mind to attend the American Institute at Kansas City in June.

* * *

In Denmark girls are never given diamond engagement rings. The habit will become less frequent in Denver, unless dollars become more plentiful.

* * *

According to **Iowa Homeopathic Journal** nearly every homeopathic physician in that state is in the market for or has already purchased an automobile.

* * *

Dr. Oscar K. Richardson announces change of office to the Donaldson building, suite 401, corner of Seventh street and Nicollet avenue, Minneapolis, Minnesota.

* * *

We regret to learn of the death of Dr. B. F. Bailey's father which occurred at the home of his son at Lincoln, Nebraska, February 6th, 1908. He was ninety-one years of age.

* * *

Renew your subscriptions at once. After June 1st no copy of **The Critique** will be forwarded through the mails unless subscriptions are fully paid. U. S. Postal Law says so.

* * *

Dr. Henry C. Aldrich desires to announce the removal of his offices to suite 401-3, in the new Donaldson building, corner of Nicollet avenue and Seventh street, Minneapolis.

A company that has been manufacturing artificial limbs is now going into the manufacture of automobiles. Rather a wise selection when it comes to choice of side-line business.

* * *

We have received another short article from Dr. Sparhawk re his controversy with Dr. Staads. With all due regard to the good doctor we must consider that incident closed for the present..

* * *

A bill has been introduced in the lower house of Congress to license chiropractice in the District of Columbia. Just what else will ask for and receive state "license" is hard to conjecture.

* * *

Pacific Coast Journal of Homeopathy says that "The Homeopathic Recorder" wisely suggests that Mrs. Eddy ought to write a book on "How to Succeed." As a succeder she is certainly a success.

* * *

Business Manager of **The Critique** is the proud pusher of a new Maxwell automobile. He is fast assuming the airs so conspicuous with all automobile autocrats—but that's about enough for this time we imagine.

* * *

According to published statements in the secular press, the present administration of health affairs in the city of Denver is the most extravagant in the history of such management. Newspapers do not, always tell the truth however.

* * *

We regret very much that Dr. Julia M. Green's paper, "The Homeopathic Treatment of Grippe in the Recent Epidemic," reached us too late for publication in this issue. Dr. Greene is located in Washington, D. C., and her article shows a close study of the subject.

* * *

The Critique acknowledges a very pleasant call from Miss Madge Scott, "one of the Homeopathic nurses of Des Moines," as the **Iowa Homeopathic Journal** refers to her, and who was on her way to Sterling, Colorado, where she expects to "hold down" a claim.

* * *

Advertisement of the Detroit Homeopathic Medical College will appear in May issue of the **The Critique**. This is one of the best homeopathic institutions in the country and deserves support and recognition from members of the profession all over the country.

The editor of **The Critique** will not, most positively, monkey with copy written on both sides of the paper no matter how meritorious it may be or how badly we need the stuff. Good copy is all right but bad material of this sort is worse than what General Sherman said "war" was.

* * *

Study "homeopathy" not "homeopaths" and you will soon be convinced of its superiority over all other material methods of the healing art. There is just as many different kinds of "homeopaths" as there are in the following of any principle, but there is only one brand of "homeopathy."

* * *

That Dr. Halloway's paper on "Lagrippe," published in March issue of **The Critique**, was much appreciated by the profession is apparent from the fact that several orders for extra copies were received, one being for one-hundred copies and came from Brooklyn, New York. Sorry we could not fill the latter.

* * *

Among the numerous names added to our subscription list during the past month might be mentioned that of Dr. Dandolo Mattoli, with offices at 5, Via Cavour, Firenze, Italy. Another student of Dr. Kent who takes great pleasure in following the master in matters pertaining to homeopathic materia medica.

* * *

Some of Dr. Thomas G. McConkey's friends declare he is "growing handsomer every day since he has resumed private life." Well, some men have a habit of doing that, if allowed to pursue an even and undisturbed existence. McConkey lives in San Francisco and used to be on the Health Board of that hustling town.

* * *

Are you getting ready for the meeting of the American Institute at Kansas City? Remember that the Union Pacific runs two good trains daily to the Institute city; also, don't delay preparing your paper until the last moment, have that ready and in the hands of your bureaux chairman in ample time so that the printing of the program may not be delayed.

* * *

The Union Pacific railway runs two very fine trains between Denver and Kansas City daily, either one of which would land you in the Institute city in good shape. Before making all arrangements for the

trip consult either Mr. Ady or Mr. Ferguson at the Union Pacific city offices, Denver, Colorado, these are located at the corner of Curtis and Seventeenth streets.

* * *

The Telephone Company has cut out the "free doin's" insofar as calls to physicians are concerned. One of the city papers told of how a few doctors threw fits and things when this decision was announced, but up to date there have been no fatalities. As a usual thing if a person is unable to pay telephone toll in calling a doctor, the chances of the doctor getting his fee is unusually uncertain.

* * *

Churches, school buildings and other public places are not placed under the close protection that theatres and such similar situations are liable to have thrown about them, for the simple reason that there have not been many fatalities follow fires in the former. The recent disaster near Cleveland will cause school boards and others in authority, to sit up and take notice, we hope. Let school buildings be built all on one floor and provide ample space for exit in case of emergency:

* * *

Colorado is represented on the Auxiliary committee of the Council on Medical Education by Dr. S. S. Smythe, Dr. J. P. Willard, both of Denver and Dr. F. A. Faust of Colorado Springs. **Medical Century** gives this information only it refers to F. A., as L. P. We used to spell his last name Foust and did it so repeatedly that apologies became absolutely nauseating; Dewey may be has a new brand of apology. Well, there are some good homeopaths on that committee anyhow, so cheer up Mary.

* * *

Bob Ingersoll once said he would believe in hell when Kentucky went Republican. If he has not had occasion to conform to this idea of future punishment ere now, recent political developments in the blue grass country would lead one to infer that Robert was at present a firm advocate of what he formerly designated as a delusion of the very first water—only there has never been any one who gave the afore-mentioned place credit with being very well supplied with moisture of any kind.

* * *

Medical Century gives **The Critique** credit with announcing the fact that the Westminster University Medical Department would be made a strictly homeopathic affair. We will stand by the assertion until we learn differently; the Lord only knows what this institution will

turn out to be. **Century** adds the significant inquiry: "Was it in the year 1895 or 1896 that the Pan-Pathic National was bounced from the A. I. H.?" Which leads us to surmise that some such move was contemplated regarding the Denver Institution in case it persisted in being peculiar.

* * *

We have been wondering for some time regarding the quietness surrounding our correspondent from Hahnemann, of Chicago, Dr. Grimmer. Well, the reason is more than explained to our satisfaction inasmuch as Dr. Kent has written us telling of the marriage of the good doctor, which event took place the 22nd of February. We regret very much to have mislaid the information insofar as it relates to the name of the lucky lady, but **The Critique** wishes to be enrolled among those who wish the happy couple a long and prosperous married life. Say now, Grimmer, we expect a good story from you very soon.

* * *

The "proceedings" of the 1907 session of the American Institute have arrived at this office in the customary book form, and beyond the fact of their appearance in rather record-breaking time, nothing of a startling nature is to be observed in the contents beyond what such documents usually divulge. While we do not care to discuss the matter at any particular length, if there is anything which would change our mind as regards the publication of the "proceedings" in book form, and at an annual cost of over \$3,000, to publishing the same in the twenty-three homeopathic publications now doing business in the country, or establishing an Institute Journal, all we would have to do would be to take a look at this last volume and we would ask that our vote on the subject might be recorded most any old way. But don't "let's" talk shop.

* * *

AUXILIARY COMMITTEES OF THE COUNCIL ON MEDICAL EDUCATION.

Pursuant to the resolution passed at the meeting of the Council on Medical Education held in Chicago on October 25, 1907, to appoint three physicians in each school from each state, the following have been appointed to represent the homeopathic school:

Maine—W. E. Fellows, Bangor; J. F. Trull, Biddeford; W. S. Thompson, Augusta.

New Hampshire—C. Bishop, Bristol; C. A. Sturtevant, Manchester; W. Tuttle, Exeter.

Vermont—C. A. Gale, Rutland; E. W. Kirkland, Bellows Falls; G. I. Forbes, Burlington.

Massachusetts—J. P. Rand, Worcester; E. H. Copeland, Northampton; G. F. Martin, Lowell.

Rhode Island—H. A. Whitmarsh, Providence; John Bennett, Pawtucket; H. M. Sanger, Providence.

Connecticut—E. B. Hooker, Hartford; E. H. Linnel, Norwalk; C. H. Payne, Bridgeport.

New York—H. D. Schenck, Brooklyn; A. R. Van Loon, Albany; D. G. Wilcox, Buffalo.

New Jersey—M. D. Youngman, Atlantic City; A. Drury, Paterson; V. A. H. Cornell, Trenton.

Pennsylvania—T. H. Carmichael, Philadelphia; E. M. Gramm, Philadelphia; E. R. Gregg, Pittsburg.

Delaware—J. Adair, Wilmington; I. W. Flinn, Wilmington; C. A. Ritchie, Middletown.

Maryland—A. P. Stauffer, Hagerstown; G. E. Lewis, Rockville; C. L. Rumsey, Baltimore.

Virginia—G. F. Bagby, Richmond; H. E. Koons, Danville; C. E. Verdier, Norfolk.

West Virginia—A. A. Roberts, Wellsburg; W. R. Andrews, Manington.

North Carolina—A. W. Calloway, Asheville; W. E. Storm, Wilmington.

South Carolina—A. L. Smethers, Anderson.

Georgia—

Florida—A. S. Munson, DeLand; A. L. Monroe, Miami; L. G. Lerner, Tampa.

Alabama—A. M. Duffield, Citronelle; R. D. Brown, Mobile.

Mississippi—G. W. Crock, Vicksburg; C. A. Hardenstein, Vicksburg; J. C. French, Natchez.

Louisiana—E. Harper, New Orleans; R. D. Voorhies, Lafayette.

Texas—W. D. Gorton, Austin.

Kentucky—O. L. Smith, Lexington; C. A. Fish, Frankfort; R. L. Eltinge, Louisville.

Tennessee—W. A. Boies, Knoxville; F. Freeman, Chattanooga; G. A. Coors, Memphis.

Ohio—M. P. Hunt, Columbus; G. J. Damon, Akron; L. Phillips, Cincinnati.

Michigan—R. S. Copeland, Ann Arbor; M. C. Sinclair, Grand Rapids.

Indiana—J. H. Baldwin, Jeffersonville; D. H. Dean, Rushville; F. J. Schulz, Ft. Wayne.

Illinois—O. B. Blackman, Dixon; J. P. Cobb, Chicago; E. A. Taylor, Chicago.

Wisconsin—S. R. Stone, Rhineland; E. W. Beebe, Milwaukee; F. A. Walters, Stevens Point.

Minnesota—G. F. Roberts, Minneapolis; O. K. Richardson, Minneapolis; L. G. Wilberton, Winona.

Iowa—C. W. Eaton, Des Moines; F. Kauffman, Lake City; T. F. H. Spreng, Sioux City.

Missouri—W. E. Reily, Fulton; H. W. Westover, St. Joseph; L. E. Whitney, Carthage.

Arkansas—M. R. Regan, Eureka Springs.

Oklahoma—J. Hensley, Oklahoma City; M. Vandervoort, Guthrie; W. T. Kimberley, Guthrie.

Kansas—M. E. Kemp, Cherryvale.

Nebraska—E. B. Woodward, Lincoln; G. J. Goodshaller, Lincoln; H. R. Miner, Falls City.

South Dakota—A. A. Cotton, Vermillion.

North Dakota—J. G. Dillon, Fargo.

Montana—

Wyoming—

Colorado—S. S. Smythe, Denver; J. P. Willard, Denver; F. A. Faust, Colorado Springs.

New Mexico—J. S. Keaster, Roswell; A. P. White, Hope.

Arizona—J. W. Thomas, Phoenix; H. T. Southworth, Prescott; A. C. Schnabel, Tucson.

Utah—E. P. Mills, Ogden.

Idaho—H. V. Holverson, Boise City; W. N. Semones, Nampa; P. S. Peck, Genesee.

Nevada—C. A. Crockett, Reno.

Washington—E. W. Young, Seattle; C. E. Grove, Spokane.

Oregon—C. A. Macrum, Portland; C. H. Atwood, Portland; J. F. Titus, Eugene City.

California—P. R. Watts, Sacramento; E. C. Buell, Los Angeles; G. E. Manning, San Francisco.

As far as completed to date.



READING NOTICES



O f I n t e r e s t t o E v e r y b o d y

URETHRAL INFLAMMATION.—Usually the only treatment needed to cure urethritis is to administer sanmetto and alkalies, with an occasional purge, and very mild injections of chloride of zinc.

* * *

BEDSIDE EXPERIENCE.—The best test, both pharmacological and ethical, for a medicine is bedside experience. For what avail is a laboratory product based upon a fine-spun theory in chemistry if it does not work out results in the laboratory of Nature, the human body? Or why wrangle over the "ethics" of a remedy which accomplishes results in healing disease? To heal one's patient is the best ethics. Send to Od Chem. Co., 61 Barrow St., New York city, for "Laboratory Results Supported by Bedside Experience."

* * *

INFECTIOUS DISEASES.—As the kidneys are the most active channel of elimination, not only of leucomaines and ptomaines, but also the micro-organisms of infectious and other diseases, it is specially important that elimination be constantly favored by the administration of a soothing and healing diuretic resolvent. This indication is met by administering sanmetto in teaspoonful doses four times a day. This explains why this remedy is so valuable as adjuvant treatment in la gripe, scarlet fever, gonorrhoea and other diseases.

* * *

NEW BOOK IN PRESS.—Messrs. Boericke & Runyon, New York and Philadelphia, have a **Manual of Practical Obstetrics** in press which will be ready for distribution within the next thirty days. The work is from the pen of Dr. Frederic W. Hamlin, M.D., professor of obstetrics, New York Homeopathic College; visiting obstetrician to Hahnemann and Flower hospitals, and the publishers present it as a practical book for practical men, all theory omitted. The essential facts of obstetrics presented in a clear, concise and readable manner. It is to be a book for ready reference for the busy practitioner and homeopathic therapeutics will be given wherever available. The price of this much needed work, bound in flexible leather, will be \$2.50, net. It will contain 520 pages.

* * *

RHEUMATISM DUE TO GRIP. In speaking of the treatment of articular rheumatism, Hobart A. Hare, M. D., Professor of Therapeutics in the Jefferson Medical College and editor of **The Therapeutic Gazette**, says: "Any substance possessing strong antipyretic power must be of value under such circumstances." He further notes that the analgesic power of the coal-tar products "must exert a powerful influence for

good." The lowering of the fever, no doubt quiets the system and removes the delirium which accompanies the hyperpyrexia, while freedom from pain saves an immense amount of wear and places the patient in a better condition for recovery. The researches of Guttman show conclusively that these products possess a direct anti-rheumatic influence, and among those remedies, antikamnia stands pre-eminent as an analgesic and antipyretic. Hare, in the latest edition of his **Practical Therapeutics**, says: "Salol renders the intestinal canal antiseptic." This is much needed in the treatment of rheumatism. In short, the value of salol in rheumatic conditions is so well understood and appreciated that further comment is unnecessary. The statements of Professors Hare and Guttman are so well known and to the point and have been verified so often, that we are not surprised that the wide-awake manufacturers placed "Antikamnia & Salol Tablets" on the market. Each of these tablets contains two and one-half grains of antikamnia and two and one-half grains of salol. The proper proportion of the ingredients is evidenced by the popularity of the tablets in all rheumatic conditions and particularly in that condition of muscular soreness which accompanies and follows the grip.

* * *

CACTUS GRANDIFLORUS. This is the magnificent night-blooming cereus which Dr. Rubini proved and thus introduced into medicine.

Our stock of the drug was running low and we looked about for a new supply. A dealer offered us some. After examining his specimens we told him that they were not the true **grandiflorus cactus**.

"I know they are not," he finally admitted, "but it is what they are all using for 'cactus,'" (he should have said "nearly all") "the true is too expensive."

"Cactus" to be sure, but not **cactus grandiflorus**, because the latter is "too expensive."

It was now "up to us" to get the genuine. After much correspondence and many inquiries we located a man living where the **cactus grandiflorus** grows wild, who could, and did, gather, pack and ship the genuine to us. The express charges on what we received (not a very large quantity) was over **seventy-five dollars** and this did not include the cost of the cactus at point of shipment.

To make "assurance doubly sure" we sent specimens to the U. S. Department of Agriculture at Washington, whose botanist, as well as our own, verified it as being the genuine.

Considerable trouble and expense, all this, but the most hyper-critical will admit that we have replenished our stock of **genuine cactus grandiflorus**; and where else can you get the **genuine**?—"Jottings" for March.

We print the foregoing for the purpose of "making good" our assertion, oft repeated, that Boericke & Tafel's goods are the best in the land. When you buy their goods you are certain of getting the best in the market. A. G. Clarke & Co., Albany Hotel Pharmacy, Denver, is the firm which carries this line of goods in Colorado.

VOL. XV	ORIGINAL ARTICLES	No. 5
Denver, Colorado, May 1st, 1908		

Entered at Denver Postoffice as Second-Class Matter.

KALI-MURIATICUM.

By James Tyler Kent, M.D., Professor Materia Medica, Hahnemann
Medical College and Hospital, Chicago.

Symptoms appear in the morning; forenoon; afternoon; evening; *night*; before midnight; after midnight. Aversion to the open air and sensitive to drafts. The open air aggravates many symptoms. Asleep feeling in single parts. Dread of bathing and worse from bathing. Cold in general makes the symptoms worse; worse from cold air; worse from becoming cold; worse from cold, wet weather. It has been a useful remedy in many kinds of convulsions; clonic; *epileptic*; epileptiform; internal. Worse after eating and from exertion. Fainting spells. Worse from cold food, fat food, cold drinks. Fornication in many parts. Sensation of fulness. Easy bleeding of any part; blood dark and clotted. Heaviness external and internal. *Induration of many tissues*; in glands; in muscles. Inflammation and the results of induration; infiltration following inflammation; hepatization after pneumonia (Calc. sulph.). Marked lassitude. Desire to lie down. Complaints from lifting and straining of muscles and joints. Lying makes many symptoms worse; worse after lying; worse lying in bed; worse lying on the right side; worse lying on the painful side; better lying on the painless side. Worse before and *during* menses; worse from motion. Increased mucous discharges *viscid and milk-white*. The pains are biting, bruised, burning, *cutting*, jerking, pinching, pressing, stitching. Stitching pains, outward, transversely in glands, *in muscles*. Tearing downward in muscles. Twinging and ulcerative pains.

Paralysis one-sided, of organs. Pulse full, hard, intermittent,, irregular, slow; small, soft. General pulsation. Marked relaxation of muscles. Rising from sitting increases or brings on symptoms. Rubbing ameliorates symptoms. Sensitive to pain. Complaints one-sided; either side; mostly *left-side*. Complaints worse while sitting. Sluggish patients; feeble reaction; slow repair; slow convalescence. Swelling of parts; of glands. Feel-

ing of tension in muscles. Symptoms worse from stools. Twitching of muscles. Warmth of bed makes some symptoms worse. Weakness of the whole body; in the morning; in the evening; after acute catarrhal diseases; from walking. Worse in wet weather.

MIND:—Irritability and anger in the evening; anxiety: in the evening; about trifles. She has delusions that she must not eat. Discontented and discouraged. Dullness of mind. Mental excitement. Fear that some evil will come to him. It has been used with benefit in imbecility. Indifference to all pleasure. Insanity and irresolution. Loathing of life. Moaning, MANIA. Obstinate. Restlessness. *Sadness*. Silent. Inclination to sit in complete silence. Talking in sleep. Unconsciousness in advanced states of brain and meningeal diseases. Vertigo; when rising or stooping; when walking.

HEAD:—Constriction of the scalp. Dandruff, copious, white. Eczema. Heaviness of the head; of the forehead; in the *occiput* with aching in trachia and hard cough; in the *occiput* as if full of lead; in *occiput* as if head would sink backwards; in *occiput* with hard cough. Sensation of looseness of the brain. Sensation of movements in the head. Pain in the head in the morning on waking; in the afternoon; *evening*; in cold air; in the open air; worse from binding up the hair; worse after eating; paroxysmal; worse from pressure; worse from stooping; worse from touch; worse walking; worse walking in the open air; worse from wine; better from wrapping up the head. Pain in the forehead. Pain in *occiput*, like a weight holds head fast to pillow (like opium). Pain in the sides of head; temples; boring, bruised, burning in forehead; cutting; graving in *occiput*; jerking. Pressing pain in whole head; in forehead, outward; in *occiput*; in temples, outward. Shooting pain in head; in *occiput*. Stitching pain in head; worse stooping; *in forehead*; in *occiput*; in side of head; in temples. Stunning pains in head. Tearing pains in the head; in the forehead; in the *occiput* and sides of *occiput*; in *sides of head*; in the temples; in *the vertex*. PERSPIRATION ON THE HEAD. Pulsation in the head. Shocks in the head.

EYE:—Catarrhal discharges with milk-white mucus or

greenish or yellow purulent. Inflammation of the conjunctiva with thickening; PUSTULA; of the *cornea*. Burning in the eyes; in the canthi. Pressing. Pain as if sand in the eyes. STITCHING pain in eyes. Photophobia. Protrusion of the eyes. Redness in the evening with pain. Staring. Swollen lids. Twitching inner canthi. Vesicles on the cornea. Vision dim. Double vision. Lights before the eyes when coughing or sneezing.

EAR:—Closure of the eustachian tubes. Discharge from ears of milk-white mucus. Dry catarrh of the middle ear; the ears are hot. Stitching in the ears. Noises: buzzing; cracking on blowing nose and on swallowing; humming; reverberations; ringing; roaring; singing; snapping; tickling; whizzing. Pain in the ear; behind the ear; drawing; pressing; *stitching*; stitching behind the ear; tearing; tearing behind the ear. Pulsation behind the ear. Tingling in the ears. Twitching. Hearing acute; for noise; for voices; impaired.

NOSE:—Nasal catarrh; discharge copious; *excoriating*; purulent; thick; *white*; *milk-white*; viscid; yellow; posterior nares. *Coryza*; with cough; fluent, dry; *thick and milk-white discharge*. Dryness in the nose. Epistaxis in the afternoon; evening; itching in the nose. The nose is obstructed with mucus. Frequent sneezing.

Epithelioma of the lip and lupus of the face. The face is bluish; pale; red. Dryness of the lips. Eruptions on the face; cheeks; lips; *around the mouth*; pimples. Suffering, sickly expression. Flashes of heat in the face. The face is hot. Pain in the face; worse in the right side; drawing; *stitching*; *tearing*. Paralysis of the face. Perspiration. *Sunken face*. Painful, swollen face; lips; glands of jaw. Tension. Twitching. Ulceration of face; lips.

Aphthæ in the mouth of children and nursing mothers. Bleeding gums. Gum boils. The tongue is red or *white*. Dry mouth and tongue. Heat in the mouth. Inflammation of gums and tongue. Mapped tongue. Milk-white mucus in the mouth. Odor from the mouth offensive, even putrid. Burning mouth and tongue. Sore gums and tongue. *Scorbutic gums*. Salivation. Speech wanting. *Stomach ache*. Swollen gums and tongue. Taste: *bad*, *bitter*; *metallie*; *putrid*; *saltish*; *sour*; *sweetish*. Ulceration

of *mouth* and tongue; *syphilitic*. Vesicles in the mouth. Teeth on edge and become loose. Pain in the teeth; stitching.

The throat is dry and red and there is choking. Heat in the throat and much mucus. Inflammation of throat; tonsils; *chronic*. White exudate in the throat; gray patches. It has many times cured diphtheria. MUCUS: VISCID; thick; *milk-white*; covers pharynx; adherent. Pain in throat; on swallowing; burning; pressing; rawness; *sore*. Scraping in the throat. Swallowing very difficult. Swollen throat; *tonsils*; uvula, oedematous; parotid gland. Ulceration of the throat.

Anxiety in the stomach. The appetite is diminished or entirely lost or it is increased, even ravenous, after eating. Aversion to food; to meat. Constriction of the stomach. Emptiness not ameliorated by eating. Eructations: after eating; ineffectual; bitter; empty; of food; sour; waterbrash. Flashes of heat; heartburn, and sensation of fullness. Weight in stomach worse at night. Hiccough. Inflammation of the stomach. Loathing of food. Nausea after fats and rich food. Nausea and shivering. Pain in the stomach; aching; burning; cutting; pressing with emptiness; sore to touch; stitching. Tension. Thirst extreme: during chill. Vomiting: bile; blood; *food*; mucus, milk-white and dark green; morning diarrhœa with vomiting white mucus; sudden; incessant.

Distension in abdomen after eating. *Emptiness*. Ascites. Enlarged spleen. Flatulence: in day time; afternoon; night; prevents sleep. FULLNESS; AFTER EATING. Pain in abdomen; night; colic; griping with diarrhœa; during diarrhœa; after eating; as if menses would appear; before and *during* stool; in hypochondria, especially the right; burning in right hypochondrium. Cramping in abdomen; before stool; in hypogastrium with diarrhœa. Cutting in abdomen; in umbilical region. Pressing in hypochondria; in right better by passing flatus. Sore bruised abdomen; in right hypochondrium. Stitching in right hypochondrium; in inguinal region. Rumbling before stool. Tension in abdomen.

Constipation; stool difficult; from inactivity of the rectum. The stool is dry, *hard*, large, light colored, clay colored. Diarrhœa; painful; morning; evening; after fats. The stool is ex-

coriating; bloody mucus; copious; green; offensive; watery; white mucus. Dysentery with slimy stool or pure blood. Flatus during diarrhœa. *Formication of the anus.* Hemorrhage from rectum. Hemorrhoids: congested; *external*; large; SORE; worse walking. Involuntary stools; when passing flatus. Itching of the anus; *after stool.* Pain in rectum and anus; during and after stool. Burning during and *after stool.* Pressing in the anus. SORENESS; *after stool.* Stitching. Tenesmus. Paralysis of the rectum. Urging with normal stool; constant.

Catarrh of the bladder with much mucus in the urine. Retention of urine. Urging to urinate; at night; constant; *frequent*; ineffectual. Urination *dribbling*; feeble stream; frequent, at night; involuntary at night; retarded. Must press long to start the urine. Inflammation of the kidneys. Pain in the kidneys. Suppression of urine. It has been used much in chronic gonorrhœa with gleet, milky discharge. It has cured violent chordee. Itching of the urethra. Burning and cutting during urination. Urine: albuminous; black; greenish black; *bloody*; burning; cloudy; dark; pale; red; copious at night; scanty; containing sugar; thick.

Inflammation of glans penis and testes. Indurated testes. Erections troublesome; violent. Stitching of the scrotum. Drawing pain in testes. Seminal emissions. Ulcers on the penis; chancres.

Leucorrhœa: excoriating; MILKY; white; VISCID. Menses bright red; clotted; *frequent*; late; painful. Metrorrhagia. Labor-like pain.

Irritation of larynx; inflammation; dryness; croup. Mucus in the larynx; THICK MILKY. Larynx sensitive to touch. Tickling in larynx. Hoarseness; voice finally lost. Respiration rapid; *asthmatic*; deep; *difficult*; rattling; snoring. Cough day and night; asthmatic; barking; from deep breathing; croupy; dry; hacking; after eating; harsh; from irritation in larynx and trachea; loose; paroxysmal; racking; short; violent; whooping cough. Expectoration: morning; bloody; mucus; white; gray; *milk-white*; yellow.

Catarrh of the chest and anxiety of the heart. Coldness in the region of the heart. Congestion and flashes of heat in chest.

Constriction of the chest; of the heart: as from sulphur fumes. Hemorrhage of the lungs. Hepatization of lungs after pneumonia. Inflammation of *bronchial tubes*; of *lungs*; *pleura*. *Oppression of the chest*. Pain in the chest; on respiration; sides of chest, on respiration; heart; *cutting*; pressing, *soreness*. Stitching on breathing; stitching in the heart. Violent palpitation.

Coldness in the back. Stitching of the back. Pain in the back; on breathing; better lying; while sitting; while standing; while walking. Pain between the scapulæ. Pain in the lumbar region; better lying; while sitting and standing. Pain in the *sacrum* better lying. Pain in the coccyx. Aching in the back; lumbar region; sacrum. Burning in the back. Drawing pain in lumbar region; in sacrum. Lightning-like pains in small of back to feet, must get out of bed and sit up. Pressing pains in back; in lumbar region. Stitching pains in scapulæ; in sacrum.

Cold extremities; *HANDS*; *feet*. Cracking in joints and tendons of back of hands. *Cramps in limbs*; thighs; *LEGS*. Eruption in limbs; pimples; vesicles. Heat of hands and feet; burning soles. Itching of upper and lower limbs. Numbness of the fingers. Pains in the limbs; nightly: rheumatic worse from the warmth of bed; rheumatic in joints; rheumatic left shoulder and elbow. Drawing pains in wrists; thighs; knees; legs. Pressing pains in shoulders. Stitching pains in knees, in legs. Tearing pains in shoulders; hands; fingers; in thighs, worse from heat of bed; in *knees*; *calf*. Paralysis of one side; perspiration of feet; *cold*. Stiffness of knees. Swellings of legs and ankles; oedematous. Tension in knees; calf. Twitching in limbs; in *thighs*. Ulcers on legs, warts on hands. Weakness of the limbs; of thighs.

Dreams: amorous; *anxious*; of death; of previous events; frightful; of misfortune; pleasant; vexatious; vivid. Restless sleep. Sleepiness afternoon; evening; after dinner; *after eating*. Sleeplessness all night. Waking early.

Chill morning; afternoon; evening; in *open air*; in bed; chilliness in evening; external coldness; shaking chill. Fever evening in bed. Perspiration morning; *night*; midnight.

Burning or coldness of skin. Dryness of skin. Eruptions: eczema; herpes; pimples; scabby; scaly; white thin bran-like scales; vesicles. Jaundice. Erysipelas. Excoriation; intertrigo. Formication. Itching in evening in bed; night; burning; crawling; better by *scratching*; stinging. *Ulcers* burning; suppurating, warts.

92 State Street, Chicago, Ill.



EVERY DAY PRACTICE



Peculiar and Unusual Cases Wanted

THE HOMOEOPATHIC TREATMENT OF GRIPPE IN THE RECENT EPIDEMIC.

Julia M. Green, M.D.

The number of cases of grippe in this city during the last eight or nine weeks certainly warrants the use of the word "epidemic." It will, therefore, be interesting to investigate the homoeopathic remedies given, with the idea of finding the epidemic remedies, and of comparing these in order to discover the characteristics of this year's grippe as seen through the curative treatment.

To this end seven physicians in town were asked to state what remedies they found most useful in their recent cases of grippe. As the answers agreed fairly well, it seemed unnecessary to inquire further. The result is a list of thirteen remedies used in the attack itself or in the immediate threatening sequelæ, although, of course, others were given for chronic ailments following.

Of these thirteen, two, *bryonia* and *gelsemium*, were much more emphasized than any others, the first place being given perhaps to *gelsemium*. Many severe cases, seen early, have been completely aborted with one of these remedies, nothing remaining but the weakness and this not amounting to the great prostration so often seen in grippe.

Other remedies used early are: *Eupatorium perfoliatum*, *arsenicum iod.*, *belladonna*, *rhus tox.*, and *mercurius*, while the later stages called for *hepar*, *phosphorus*, *capsicum*, *causticum*, *natrum mur.*, and *antimonium tart.*

In looking up the pathogenesis of these, with reference to grippe symptoms, one can not fail to be struck with the similarity in definite, localized characteristics. The broad generalizations must be studied in order to distinguish them successfully.

Bryonia and *gelsemium* especially stand close together. Symptoms in common are: the aggravation from motion in *bryonia*, and almost inability to move in *gels.*; the irritability; the

desire to be let alone; the confusion, giddiness, staggering; the bruised pain in eyeballs; the occipital headache; the dark flush in face with slow, heavy fever; neuralgic pains in ears and eyes; foul breath; dry throat with shooting pains; nausea with headache; heaviness in chest; aching in lumbar and sacral regions; general weakness and weariness; yawning and drowsiness; chilliness and shiverings; aching in muscles all over the body; and general aggravation in late afternoon and evening.

But there are distinguishing characteristics: In *bryonia* the aggravation from motion is on account of pain, in *gelsemium* because of tendency to paralysis, a refusal of the muscles to obey the will. The *bryonia* patient has irritability of mind and tissues with anxiety, restless fears, delirium and irascibility, while the mental and bodily state of *gelsemium* is expressed by torpor, sluggishness, heaviness, and a relaxed muscular system. The mind of *bryonia* is restless; *gelsemium* cannot think or fix the attention for long at a time. *Bryonia* has vertigo and pressure toward the forehead, especially on stooping; *gelsemium* has a headache beginning in the upper cervical spine. Both have occipital pain extending to forehead with bursting sensation, but *gelsemium* has more numbness about the headache, also more of a bruised feeling. *Bryonia's* face looks dark and heavy, but suffering; *gelsemium* looks besotted, with drooping eyelids and sometimes quivering chin or stiff jaws. *Bryonia* has a very dry, furred, cracked tongue; *gelsemium* has numbness of the tongue. *Bryonia* has nausea and vomiting after eating or on rising. The nausea of *gelsemium* is more associated with headache and vertigo. *Bryonia* is generally constipated, though it has a diarrhœa on first moving about in the morning. *Gelsemium* has a diarrhœa from emotions. *Bryonia* has more distinctive chest symptoms, with its sharp, stitching pains, dry, racking, tickling cough often referred to the pit of the stomach, and causing great pain in the head, aggravated by motion, talking, laughing, eating, drinking, in the evening and early night. *Bryonia* has more stiffness in the muscles and *gelsemium* more paralysis. *Bryonia* has the strong aggravation from motion and the stitching pains; *gelsemium* has numbness and tremors. The illness demanding either remedy is apt to come on slowly and promise to be severe.

Eupatorium perf. has been given, of course, when the very severe aching brought it to mind. It has soreness everywhere, aching in all the bones, cannot lie in bed because every bone feels bruised; headaches with soreness internally; soreness of eyeballs; cough with extreme soreness down the trachea and in the chest, ameliorated by getting down on hands and knees and aggravated from 2 to 4 a. m.; chills beginning in small of back; sweat, relieving all the pains but the headache, which becomes worse; sleepiness and yawning; restlessness; great periodicity of complaints; great thirst for cold water with vomiting immediately after drinking; abdominal soreness on moving or coughing; coryza with aching in every bone. Here we find a great similarity to *bryonia* in many symptoms.

Arsenicum iod. may be called for early or late, for more violent symptoms than the preceding remedies. All the discharges have a peculiar, persistent, irritating, corrosive character; coryza thick, excoriating, often resembling honey; eyes weak, burning, smarting; sharp pain in ears on riding in a wind; dryness of nose, with sneezing and pungent irritation; head dull and heavy, sometimes feeling enormously large; throat dry with hawking of thick mucus and clotted blood; thirst great; soreness in back as if beaten, especially at nape of neck; burning heat in lumbar region as if clothing were on fire. Also there is great vital prostration, sleepiness, and amelioration from warmth. Late in these cases it may be needed if asthma follows or a pneumonia that fails to clear up, with greenish-yellow, pus-like expectoration; or chronic bronchitis with difficult expectoration and short breath.

Belladonna may be needed in the beginning if its characteristic violent symptoms are present, but grippe does not often look like *belladonna*.

More often it may look like *rhus tox.*, with its sore, bruised sensations in any part of the body; its stiff neck and bruised back which is ameliorated lying on something hard; its swollen and stiff limbs and tearing between the shoulders; its heavy head with bursting, pressive pains or sensation of band across the forehead, or lancinating pains extending to ears, root of nose and cheek bones; its burning, smarting eyes and throbbing pains in

ears with swelling and inflammation: its greenish coryza with scabs about the nares; its dry throat with bruised sensations in it; its short, dry, fatiguing cough, aggravated putting even a hand out of bed; and its shiverings and heat intermingled with each other. Corroborative symptoms would be the characteristic restlessness of *rhus*; the aggravation from damp weather; the stupid mind; the dreams of travel and great exertion; the coated tongue with triangular red tip; the yawning and stretching; and the sensation as if either hot or cold water were flowing through the veins, or cold water were thrown on the patient.

Mercurius has been found useful several times in this epidemic. Grippe symptoms here would be: burning, tearing, drawing pains in the head, extending to ears, teeth and neck; dull eyes with photophobia, agglutination, or pressure as from sand; tearing, shooting in the ears with itching and discharge of pus or blood; sometimes sensation of coldness as of ice in the ear; swelling of bones of nose with sensitiveness to touch; scabs in nostrils; discharge greenish, fetid, corrosive: epistaxis and sneezing; tearing, shooting pulsations in teeth extending to ear; bleeding gums; putrid odor from mouth: tongue flabby and indented; salivary glands swollen and painful; throat dry, coppery red, with pain extending to ears; parotids, submaxillary and cervical glands; catarrh with febrile shivering or with cough, hoarseness, loss of voice; cough dry, shaking, aggravated in bed, convulsive with retching; oppression of chest with shortness of breath. If the following characteristic symptoms are present, the choice of *mercurius* is confirmed; great sensitiveness to heat and cold; general aggravation at night; profuse sweat which does not relieve; tremors showing weakness or paralysis; faintness; extreme restlessness; flow of pus, especially bloody pus, from any orifice; yellow-green discharges; aggravation from sweets; itching in many parts; bruised soreness in all the bones; aggravation from uncovering the body; complaints preventing sleep; anxious and horrible dreams; chilliness not ameliorated by heat of stove; and heat with anxiety.

Hepar has been used in the later stages for trouble extending from the mouth and throat to the internal ear, to prevent suppuration. It has shooting in the ear on blowing the nose;

heat and redness deep in the ear with decided itching there; pulsations, buzzing, aggravated in evening in bed; discharge of pus from internal ear. In the throat there is likely to be scrapy soreness or splinter pains with pressure as if would suffocate. There may be drawing, tearing pains from cheeks to ears and temples, and ulcerated feeling in nose.

Capsicum has come in for symptoms in external ear to prevent deeper trouble. It has acute drawing pains in external auditory canal with itching deep in that canal; stitching pains with burning and stinging, or tearing behind the ear. If the patient is fat and lax fibre, sensitive to cold and damp, drowsy, with shivering commencing between the shoulders, and shuddering after every drink of cold water, this remedy will be the better indicated.

Causticum has been used in some cases, and has these symptoms which may occur in grippe: itching, smarting, burning eyes, or pain as if eyeball were dilating; otalgia with pressive pain outwards; sensation of stoppage of the ears; discharge of fetid pus from ears; epistaxis; loss of smell; sneezing; itching, burning eruption at point of nose; burning pain in cheek bones and jaws; sensation of tension and swelling under the jaw; stiff jaws; dry mouth; pain as if excoriated; paralysis of tongue and muscles of deglutition with sensation of contraction and accumulation of mucus behind the palate; rough and prolonged hoarseness; aphonia from weak muscles; cough with short breath, aggravation from talking, from cold, and in the evening, and amelioration from swallow of cold water; inability to expectorate; urination involuntary during cough; suffocative or asthmatic attacks; burning stitches in chest; goitre-like swelling of cervical glands; aching in the loins; painful stiffness of the back; paralytic weakness and trembling; and great sensibility to currents of air.

In neglected cases, or those tending toward pneumonia, *phosphorus* has been extremely useful. This patient would probably be hoarse with rough, dry larynx and scraping in the throat, and have a deep, thrilling cough excited by tickling, with sensation of rawness in chest; the cough aggravated by change of air, strong odors, talking, drinking, laughing. Often there is a bursting pain in the head with the cough, like *bryonia*. The expec-

toration is often blood-streaked or frothy, or white and tough. Respiration is difficult, quick, anxious; the chest feels very heavy and often burns internally; there is likely to be palpitation, with pulse full and hard or small and weak.

Characteristic symptoms to aid in the selection of *phosphorus* are: feeling of intense heat running up the back; faint hunger requiring frequent feeding; icy coldness of hands, knees and feet; flushes of heat from hands to face; regurgitation of food in mouthfuls and vomiting of water as soon as it becomes warm in the stomach; stunning headache aggravated when alone; excessive sensibility of all the organs; and tendency to hæmorrhage from any part.

A remedy from which several physicians expected much, and for which they found some use is *natrum mur.* It might be used for painful confusion of the head with emptiness and weariness; vertigo as if everything were turning in a circle; a bursting or hammering headache, ameliorated with head high and from perspiration; itching, smarting, burning eyes, or sensation of sand in them, or as if balls were too large and compressed; swelling and pulsations in the ears with cracking or itching; boring in bones of the nose; loss of smell and taste; sneezing; pustules on wings of nose with scabs; dry lips with scabs; ulcers or vesicles in mouth with burning and smarting; mouth feels dry, but is not; tongue may be numb and stiff on one side; sensation of plug in throat; dry, choking, spasmodic cough which makes tears run down the face and causes bursting pains in the head; shortness of breath; lancinating pains in chest and pains as from internal tension; anxious, violent palpitation with fluttering; pain in back ameliorated lying on something hard; frequent internal shuddering; chilliness with icy hands and feet; gradual amelioration from perspiration; and general aggravation about 10 a. m.

The cough in the advanced stage of several cases has been the cough of *antimonium tart.*, the cough with loud rattling of mucus which cannot be raised, accompanied by dyspnoea so the patient must sit up, because the sense of oppression is so great. Prostration is extreme, with much drowsiness and perspiration on the forehead; pulse hard and quick or weak and trembling.

There is violent pain in sacro-lumbar region and heaviness of the limbs as from over-fatigue. In alarming cases, with the dyspnoea is the general cold and clammy sweat.

So much for a fragmentary discussion of some of the more frequently used remedies for the grippe attack itself. For the well known prostration which follows in its track, each case must be studied for its individual constitutional remedy. In general family practice, the physician is apt to know from former experience the deep, chronic remedy which suits many of his patients and is able to give it promptly at the end of any debilitating acute attack, thereby saving the patient a long, wearying convalescence. To do the best that we can for our patients is to know these chronic remedies in each case and to give them on the first signs of failing vigor and lack of resistive power, so as to prevent an acute attack of any kind.

In a practice largely devoted to the treatment, according to the methods of pure homœopathy, of deep-seated chronic ailments, the number of cases of grippe during an epidemic will be found to be remarkably few. So the best thing to do for grippe is to prevent it. The next best thing is to abort it. Here, as before, if the doctor knows his patients fairly well, it is comparatively easy to stop an attack of grippe in its incipency.

Another very important consideration here is whether or not the patient has been dosing with strong drugs before sending for the doctor. If we can train our patients to realize that they will save enormously in health and money by keeping away from all the dosing so prevalent at the present time, and by sending for the family physician at the very beginning of illness, we shall vastly improve the health of the multitudes and also have much more brilliant successes to report for the glory of homœopathy. This philosophy is not very good for our pocket-books, but it is for our patients.

To illustrate the advantage of the chronic treatment at long intervals as a prophylactic, I recall three cases of my own. One is a lady who has allowed me to watch her more or less for about seven years, coming to me whenever she is "run-down," as she expresses it. Her chronic remedy is *lachesis*, given at longer and longer intervals, until, before this attack, she had not had it

for nearly nine months, a trip to Europe last summer having proved a good tonic. She sent for me on the evening of Dec. 17th, the first day of the attack, and then presented so many of the symptoms of *gelsemium* that I gave her three doses of the 1m. three hours apart. Next morning her husband telephoned she was so much better that I need not see her. A few days later he came for her chronic remedy, saying she was all right, only had not recovered full strength and felt the need of being braced.

Another patient, a feeble man of 77 years, had been treated for persistent chronic diarrhœa with involuntary stools. *Phosphorus* not only stopped the diarrhœa, but relieved the vertigo he had had, and built up his strength generally. This was last June; Dec. 17th he was down with a severe attack of grippe, which had been coming on for two or three days and began with coryza and then chest symptoms. His nose and throat were raw, sore; cough almost incessant at times, harsh and dry with tendency to choke from weakness; tearing pain deep in front of chest on coughing; frontal headache severe; great hoarseness; chilliness; much prostration with staggering and trembling of hands and arms; involuntary faeces and urination; T. 102.2. That night he was given three doses of *phosphorus* 1m., two hours apart. He gained decidedly for two days and then came to a standstill; one dose of *phosphorus* 10m., started the improvement again. By the 21st, T. was 99.6; cough not more than a hawking; throat much better and trouble with discharges gone. On the 26th an abscess began to form on the right scapula and the headache grew worse with violent throbbing at times; he also complained of uneasy; tormenting thoughts at night. Another dose of *phosphorus* cleared up these symptoms, the abscess breaking spontaneously on the 30th, and healing rapidly.

The third case is an older sister of this man, aged 87 years. She had been very feeble for a year and failing rather steadily in the fall months. The remedy which had always helped her for weeks at a time was *sulphur*. Dec. 29th I was called to find her desperately ill with broncho-pneumonia, several dull areas scattered through both sides of the chest. This had followed rapidly on a grippe-like attack a day or two before. There were few

symptoms except those diagnostic of the pneumonia, but she was so weak that the muscles of the face fell to the side lain on, and her jaw dropped a little; she was in a partial stupor. A dose of *sulphur* was given first; this seemed to rouse her vitality and strengthen the failing pulse, but had little effect on the pneumonia. Symptoms given after this were: sharp, shooting pains in the head; cough loose, racking, very wearing, with constant rattling in the throat; expectoration thick, white, tough, easy, but unable to raise all the mucus, restless, but too weak to move much; thirst marked; skin dark and bluish, palms of hands dark red; tongue very dry and white; soreness all through the body a very troublesome symptom. *Arsenic* was tried first, without result, and the patient grew weaker. Then *phosphorus*, 1m., was given, 2 doses 2 hours apart. Improvement was steady from this time, all the symptoms clearing up by Jan. 10th. She was down stairs the first time on Jan. 26th, and her friends say she looks better than for several months. She had six doses of *phosphorus* during eighteen days.

Another patient had not had her chronic remedy, *sulphur*, since Nov., 1906, but had felt a growing need of it for three weeks when she had a severe attack of grippe beginning Dec. 28th. She always is severely ill when she gets down with anything acute, but I think if she had had a dose of *sulphur* when her chronic ailments first returned, this illness might have been prevented. As it was, it lasted two weeks with terrible facial neuralgia and catarrh extending into the frontal sinuses and the Antrum of Highmore on the right side (where she has had trouble before this through the root of a tooth); also racking cough; neuralgia in left shoulder and arm and severe pain in head and eyes. On Jan. 13th the attack was declining rapidly, but she was too weak to do more than drag herself downstairs once a day. She was given *sulphur*, 55m., that day, and returned to work on the 16th; on the 22nd she reported great improvement in strength and chronic ailments as well, and looked like a different person. This case illustrates the severity of the attack coming when the chronic remedy is needed, but has not been given, and the rapidity of improvement when such a remedy is given after the attack.

In another group of three cases, in which the patient has been under chronic treatment for a long time and had improved:

to the point of needing medicine only at comparatively long intervals—the attack of grippe, which was sharp but not long lasting, seemed to bring back the old chronic troubles in an intensity not known since the early part of the treatment of the case. And in all three instances, the patient has seemed to respond poorly or not at all to the remedies which were decidedly beneficial before the acute attack. In one patient the trouble is haemorrhoids in obstinate form. In another, suppression of menses, is the chief complaint, with a large variety of deep-seated symptoms accompanying the condition. There had not been such a suppression before for two or three years, though this had been an obstinate ailment earlier in life. The third is a bad case of onanism engrafted on a deeply psoric constitution.

Two cases occurring during these weeks might lead one to wonder whether they could be grippe, because the grippe remedies seemed called for. In one patient, the languor, heaviness, numbness, soreness in cervical region and pain in occiput, vertigo, severe lumbar aching, thick tongue and drowsiness, were all the symptoms observed. *Gelsemium* cured so quickly that this lady said she felt for two days as if she were walking on air. The same condition returned in about ten days, and was relieved promptly by the same medicine. There were no catarrhal symptoms and no cough. Was this grippe?

The other condition was an acute inflammation of the sublingual gland ending in suppuration and spontaneous rupture into the mouth. All the local and general symptoms seemed like *mercurius* and this remedy brought speedy relief. The patient had never had anything of the kind before, and had had dental work done in the fall. Her dentist found no trouble with any of her teeth on thorough examination after this attack. A curious condition remaining after the swelling had declined was numbness of the lower lip to the middle line and partial paralysis of the lip to be observed in talking and chewing. This condition was quickly helped by *gelsemium*, and this fact adds to the interest of this case as a possible form of grippe.

One more case, occurring after the height of the epidemic, is interesting because a remedy apparently very well indicated failed entirely and one of the most frequently used grippe rem-

edies cured quickly. The symptoms were: a tight, racking cough caused by almost constant tickling in the throat, felt in middle of right chest anteriorly and in spot low in right chest almost in liver region and extending from there to the back and up to the angle of right scapula. The back was very sore in this one spot. The face and hands were yellowish; the throat was raw sore; there was much restlessness; also headache, worse on coughing; soreness all over; sneezing frequently and painful toothache and earache; also profuse night sweats. The patient looked very ill, but had no fever at all. She was thirsty, and she dreaded the cough because it hurt her so much. *Chelidonium* was tried at first, with confidence, but it failed completely. It was not until later that the desire to hold the side on coughing was observed, and the desire to lie on the right side. Then *bryonia* was given, with as good results as could be desired.

Thus it seems as if several side lights can be thrown upon an epidemic by studying any related cases occurring during that epidemic; and as if a study of the remedies called for by most of the cases reveals the characteristic symptoms of the disease in question. If such a discussion is any help toward meeting the next wave of gripe, it will have served its purpose.

Washington, D. C., February 4th, 1908.

PNEUMONIA.

By Roy C. Fisher, M.D.

I have chosen this subject for the reason that so many so-called homeopaths, who spend but little time on their materia medica, partially believe what their allopathic brothers tell them, i. e., "There is but little, if any, benefit derived from medicine in the treatment of pneumonia."

I will not give nor discuss the etiology, pathology, morbid anatomy, physical signs, or the symptoms of the different varieties of pneumonia, as these are easily obtained from any good book on lung diseases; besides, it would make the article too long to be interesting.

My object is to try and present to the medical profession that there are drugs that greatly help in the treatment of pneumonia, and further, there is no drug that can be considered a specific in the treatment of this dreaded disease. They always begin with *veratrum viride*, or *aconite* or *bryonia* or *ferrum phosphoricum* or *antimonium tart.*, or another remedy. No two cases are exactly alike, and will perhaps need a different remedy.

Do I believe in diagnosis? Certainly and emphatically I do. That is why I so carefully quiz and examine my patients

before I prescribe. Many times I pick up the little child in my arms and watch it for several minutes to get its peculiarities before I feel satisfied with my remedy. Many physical signs are as important in guiding us to our selecting a curative remedy as the peculiar kinds of pains the patient tells us about. You cannot be too careful in getting the history of your patient. On arriving at the bedside, one should thoroughly pass over the entire field of symptomatology that can possibly be connected with pneumonia. Do not say you are too busy to do this. It will gain for you patients, and by being more careful in selecting your remedy, you will not be called upon to return to your patient so often.

By palpation, percussion, auscultation and inspection we find out the exact stage the disease is in. You notice the affected expansion, you get the decreased or increased fremitus, and increased dullness by percussion, and the spectroscope gives you the kind of rales present.

What is the nature of the pain? Is it dull, cutting, shooting, burning, etc.? What relieves and aggravates the pain?

What time of day or night is the pain better or worse?

What part of the lung is affected by the pain?

When is the fever the highest?

What affects the fever?

Is the body dry or moist?

Is the patient thirsty with fever, and what drink and how much satisfies him? What about the cough? Is it barking, exhausting, tight, loose, racking, persistent, rattling, or painful? When is the cough worse or better and what aggravates and relieves it?

On examining the sputum do you find it yellow, frothy, stringy, purulent, bloody or rusty?

The patient may be able to tell you is it salty or bitter, or sweet or inkish. When does the patient expectorate the most?

See if the respirations are shallow, catching, gasping, short, rattling or painful.

Watch closely for complications of—

First—Empyema, which is manifested by rapid rise in temperature, chills, sweats, and dullness over affected area;

Second—Oedema, which gives you the following symptoms: coarse, bubbling rales, cyanosis, dyspnoea, and watery, frothy expectoration;

Third—Emphysema. Here again you find intense dyspnoea, no tubular breathing, and an affected heart;

Fourth—Leaving the lungs we examine the heart for complications of endocarditis and pericarditis. Is the pulse thready,

strong, fast, intermittent or slow? Do you find palpitation? When? You should watch the kidney symptoms for signs of Bright's disease; the liver for congestion; the joints for arthritis, and the digestive tract for its disturbances. Let us now look for some of the most important symptoms of the case, viz.: the mental symptoms. If you find delirium, learn its peculiarities. What illusions, delusions and hallucinations do you find? What excites or relieves these? Has patient any fears? How has this sickness affected your patient's disposition? What are his aversions and likes? How does change of weather affect your patient? What time of day is he better or worse. How do strangers affect him?

Thoroughly quiz your patient and family until you have struck "rock bottom." Then apply your materia medica, and if you prescribe according to the homeopathic law, no undertaker is needed.

Before taking up the discussion of separate remedies I will give you some repertory work principally from that masterly work of Doctor Kent's.

Don't say again, this is too slow. It is the only way of finding out what remedies possess the particular individual symptoms most prominent in the case. Too many of us get in the "routine rut." One man tells us to begin with *veratrum viride*, another *aconite*, another *ferrum phos.*, another *bryonia*, and so on. I emphatically claim that *all are wrong*. You should begin with the *indicated remedy*.

For example, I was called last week to see five different cases of pneumonia, and I began each case with a different remedy, because their individual symptoms were calling for them. (I may add that all are doing nicely, too.) Some claim that *ferrum phos.*, *aconite* and *bryonia* are only indicated in the *first* stage. Again, let me cross their trail and say, "*Any remedy, whether a surface remedy or not, will always act if it is indicated, and it will bring about a cure.*" To illustrate this point, I brought a brother doctor to potential homeopathy by curing his wife of membranous dysmemorrhœa with the 1000th potency of *chamomilla*. At the time I thought, and was told by one of our greatest prescribers, that I would be compelled to go to a "deeper remedy," but nearly two years have passed, and yet a perfect cure. "*Dig*" for the indicated remedy regardless of all things.

The first remedies I use under each symptom are considered by me the most important.

1.—Sharp, stitching pains on inspiration:—*bryonia*; *phosphorus*, *squilla*, *kali carb.*, *bovista ferrum phosphoricum hyoseyamus*, *kreosote*, *mercurius*, *pulsatilla*, *natrum muriaticum*.

- 2.—Can lie only on back, for sharp pains:—phosphorus, bryonia, aconite.
- 3.—Sharp pains on coughing:—bryonia, phosphorus, belladonna, kali carb., bovista, drosera, squilla, aconite, mercurius, iodine.
- 4.—Sensation of tightness in chest:—phosphorus, sulphur, aconite, causticum, bryonia, arsenicum.
- 5.—Dry cough:—bryonia, phosphorus, aconite, spongia, hyoscyamus, pulsatilla, rumex, arsenicum, sanguinaria.
- 6.—Rattling cough:—antimonium tart., ipecacuanha, belladonna, sulphur, (with nausea and vomiting, ipecacuanha especially.)
- 7.—Suffocative cough:—antimonium tart., ipecacuanha, cuprum, sulphur, drosera, nux vomica, china.
- 8.—Scanty expectoration:—phosphorus, pulsatilla, stannum, bry.
- 9.—Expectoration tenacious and hard to raise:—kali bichromicum, phosphorus, stannum, bryonia, aconite.
- 10.—Expectoration yellow:—phosphorus, pulsatilla, calcarea carb., silicea, stannum, sulphur, bryonia, aconite, spongia.
- 11.—Expectoration rusty colored:—bryonia, phosphorus, sanguinaria rhus tox., squilla, aconite.
- 12.—Expectoration bloody:—ipecacuanha, phosphorus, ferrum, ferrum phos., belladonna, arnica, aconite, bryonia, hyoscyamus, pulsatilla, sulphur.
- 13.—Expectoration tastes salty:—arsenicum, lycopodium, phosphorus, pulsatilla, stannum, colchicum, china.
- 14.—Expectoration tastes bitter:—pulsatilla, arsenicum, drosera, chamomilla, mercurius, nux vomica.
- 15.—Expectoration tastes sweet:—phosphorus, pulsatilla, calcarea, stannum.
- 16.—Hot, dry skin:—bryonia, phosphorus, arsenicum, aconite, calcarea, sulphur, chininum, stannum, nux vomica, lycopodium, stramonium.
- 17.—Fan like motion of ali-nasi:—lycopodium, antimonium tart., phosphorus, sulphur, kreosote, ipecacuanha.
- 18.—Dilation of ali-nasi:—antimonium tart., spongia, arsenicum, ferrum phos., ipecacuanha
- 19.—Cyanosis:—antimonium tart., lachesis, ipecacuanha, laurocerasus, digitalis, bovista.
- 20.—Herpes on lips and about mouth:—natrum muriaticum, rhus tox., sepia hepar sulphur, sulphur, calcarea, arsenicum, bovista.
- 21.—Albumen in urine:—arsenicum, apis, lycopodium, calcarea, terebinthina, helleborus, phosphorus, mercurius corr., aurum mur., natrum carb., lacdefloratum, antimonium tart., dulcamara, china.
- 22.—Scanty, high-colored urine:—arsenicum, apis, digitalis, mercurius, terebinthina, sepia, aconite, bryonia, antimonium tart., sulphur, nux vomica.
- 23.—Hypermia of lung tissue:—aconite, bryonia, phosphorus, belladonna, ferrum phos., camphor, rhus tox., terebinthina, spongia, lachesis, sulphur, gelsemium, china, digitalis sepia, calcarea, ipecacuanha.
- 24.—Emphysemia:—antimonium tart., hepar sulph., lachesis, phosphorus, lobelia, arsenicum, belladonna, carbo veg., mercurius, ipecacuanha, camphor, natrum muriaticum.
- 25.—Empyemia:—arsenicum, calcarea, silicea, phosphorus, mercurius, hepar, sulphur, lachesis, kali-carb., china.

26.—**Gangrene of lungs:**—arsenicum, kreosote, phosphorus, carbon., china.

27.—**Hypertrophy of the heart:**—kalmia, carbo, phosphorus, spongia, kali-carb., aconite, digitalis, arsenicum, lachesis, spigelia, pulsatilla, naja, glonoin, iodum.

28.—**Pulmonary oedema:**—arsenicum, antimonium tart., lachesis, apis, phosphorus, mercurius, digitalis, ammonium-carb., carbo-veg., ipecacuanha, hyosciamus.

29.—**Paralysis of lungs:**—lachesis, antimonium tart., lycopodium, carbo-veg., phosphorus, stannum, calcarea, arsenicum, baryta carb., gelsemium, cuprum, argentum nitricum, ammonium mur.

30.—**Suppuration of lungs:**—calcarea, hepar, silicea, phosphorus, sulphur, lachesis, mercurius, pulsatilla, kali-carb., lycopodium, psorinum, ledum.

31.—**Endo-carditis:**—kalmia, spigelia, arsenicum, aconite, bryonia, cacus grand., phosphorus, spongia, calcarea, kali-carb., lachesis, colchicum, aurum.

32.—**Pericarditis:**—arsenicum, spigelia, aconite, kalmia, sulphur, bryonia, apis, antimonium tart., carb., cimicif., lachesis, spongia digitalis, kali-carb., colchicum.

33.—**Cerebral irritation in pneumonia:**—belladonna, phosphorus, rhus tox., hyoscyamus, arsenicum, veratrum viride, stramonium, lycopodium, cimicifuga, aconite, calc.

34.—**Muttering delirium:**—hyoscyamus, lachesis, stramonium, belladonna, apis, phosphorus, hepar sulphur, rhus tox.

35.—**Wants to be naked:**—hyoscyamus, phosphorus, secale, belladonna.

36.—**Religious affections:**—hyoscyamus, lachesis, sulphur, veratrum belladonna, calcarea, arsenicum, pulsatilla, lilium tig., sepia stramonium, carbo veg.

37.—**Talks to himself:**—antimonium tart., hyoscyamus, calcarea, kali-bi., apis, belladonna, rhus tox.

38.—**Fear of death:**—aconite, arsenicum, calcarea, phosphorus, gelsemium, belladonna, bryonia, rhus tox., pulsatilla, kali-carb., nux vomica, nitric acid.

39.—**Predicts the time of death:**—aconite, argentum nit.

40.—**Wants to get out of bed and escape:**—belladonna, bryonia, arsenicum, hyoscyamus, stramonium, arsenic, zincum, phosphorus, aconite, crotalus horr.

41.—**Sees devils and horrid objects:**—belladonna, pulsatilla, lachesis, hyoscyamus, platina, arsenicum, stramonium, kali-carb.

42.—**Thinks he is double:**—stramonium, anacardia, petrolium, baptisia glonoin, lilium tig., secale cannabis indica.

43.—**Sees faces on closing the eyes:**—calcarea, belladonna, bryonia, arsenicum, argentum nit., carbo-veg., china, sambucus.

44.—**Sees insects:**—arsenicum, belladonna, stramonium, phosphorus, hyoscyamus, pulsatilla.

45.—**Typhoid pneumonia:**—antimonium tart., bryonia, phosphorus, lycopodium, sulphur, rhus tox., sanguinaria, hyoscyamus, terebinthina, benzoic acid, laurocerasus.

I have tried to cover the symptoms most often found in pneumonia, and will continue the article in the next issue.

Keechi, Kas.

The Critique

Published by The Denver Journal Publishing Company.

JAMES WILLIAM MASTIN, M. D., MANAGING EDITOR
230-1-2 MAJESTIC BLDG., DENVER, COLO.

J. WYLIE ANDERSON, M D., BUSINESS MANAGER
1-2 STEELE BLOCK, DENVER, COLO.

ASSOCIATE EDITORS:

JAMES TYLER KENT, M. D.,
92 State Street, Chicago, Ill.

L. CURTIS PHILLIPS, M. D.,
12 Palifax Sireet, Pensacola, Fla.

RUDOLPH F. RABE, M. D.,
Hoboken, N. J.

CARRIE E. NEWTON, M. D.,
Brewer, Maine.

ROY C. FISHER, M. D.,
Kechi, Kansas.

A. H. GRIMMER, M. D.,
2908 Lake Park Ave., Chicago, Ill.

NORMA M. BALDWIN, M. D.,
Hagerman Bldg., Colo. Springs, Colo.

F. E. GLADWIN, M. D.,
1708-10 Chestnut St., Philadelphia, Pa.

JULIA C. LOOS, M. D.,
30 N. Second Street, Harrisburg, Pa.

NORMAN M. SMITH, M. D.,
3000 Hennepin Ave., Minneapolis, Minn.

V. A. HUTTON, M. D.,
118 E. Second Street, Florence, Colo.

HARRIET HORNER, M. D.,
Castine, Maine.

ALBERT F. SWAN, M. D.,
Brighton, Colo.

SAMUEL S. SMYTHE, M. D.,
230-1-2 Majestic Bldg., Denver, Colo.

R. del MAS, M. D.,
Centreville, Minn.

J. E. HUFFMAN,
Healdsburg, Cal.

G. E. DIENST, M. D.,
Naperville, Ill.

W. J. HAWES, M. D.,
4th and Broadway, Los Angeles, Cal.

Communications of a literary nature, books for review and exchanges should be addressed to the Managing Editor. Those relating to business matters, inquiries for advertising rates, space, etc., should be addressed to the Business Manager.

MATTERS FOR PUBLICATION, NOTICES OF CHANGE IN ADVERTISEMENTS SHOULD BE IN THE HANDS OF THE RESPECTIVE DEPARTMENTS BY THE 15TH OF THE MONTH PRECEDING DATE OF PUBLICATION TO INSURE ATTENTION. No attention whatever will be paid to communications unless accompanied by signature and address of the author. We would respectfully request that correspondents be particular to write upon but one side of the paper, write plainly, spell correctly, and bear in mind that there is such a thing as the proper use of capital letters and punctuation marks.

EDITORIAL COMMENT.

THE KANSAS CITY "PRESS" COMMITTEE.—Notwithstanding the dilatory tactics of the "Press" committee at Kansas City, regarding the intentions of the profession thereabouts as regards the American Institute, I am willing to wager a small red wagon that it is working all right and that in our next month's issue I will be able to give a detailed description of all the "doin's" that will take place there next June. The arrangements are being perfected as rapidly as possible; railroad rates are promised, which will make the attendance of large proportions, and I hope everyone will be there.

Lewis Pinkerton Crutcher, M.D., is of the aforesaid "Press" committee, and where Crutcher is there can be no failure. Look out for a full set of instructions in the next issue of THE CRITIQUE, as well as all other homeopathic journals of the country.
M.

A GOOD START.—A joint resolution has been presented to the present Congress of the United States, by the Hon. Morris Sheppard, of Texas, calling upon the President to appoint a commission to "practically test arsenization prophylaxis of yellow fever as advocated by Dr. R. B. Leach." Doctor Leach has been an indefatigable worker in this cause for a number of years, and THE CRITIQUE is delighted to know that this much of a move has been made to promote the doctor's very homeopathic idea. If you have any influence with your member of Congress, write and ask him to call upon Congressman Sheppard and offer his services in a friendly way. If they are not familiar with the theory as advocated by Doctor Leach, they may learn something very decidedly to their own advantage as well as that of their constituents.

It is to be hoped that homeopathic physicians all over the country will take a lively interest in this matter to the end that the good start already made may not result in an abandonment of the cause through lack of concerted action and a disposition to exhibit a confidence in the success of the results to be obtained by this proposed practical test. If you are acquainted with any of the following members of the Interstate and Foreign Commerce committee, write them a line: Hon. W. P. Hepburn, Iowa; Hon. J. S. Sherman, New York; Hon. J. P. Wagner, Pennsylvania; Hon. J. R. Mann, Illinois; Hon. W. C. Lovering, Massachusetts; Hon. F. C. Stevens, Minnesota; Hon. C. H. Burke, South Dakota; Hon. J. J. Esch, Wisconsin; Hon. F. W. Cushman, Washington; Hon. C. E. Townsend, Michigan; Hon. J. H. Gaines, West Virginia; Hon. James Kennedy, Ohio; Hon. R. C. Davey, Louisiana; Hon. W. C. Adamson, Georgia; Hon. W. H. Ryan, New York; Hon. William Richardson, Alabama; Hon. C. L. Bartlett, Georgia; or Hon. Gordon Russell, Texas. M.

THE DOCTOR AND THE AUTOMOBILE.—Under the rather topheavy title, "The Doctor's Automobile: Why and Which?" two publications of recent issue set forth reasons why a physician should sport a buzz wagon, and among the glowing bits of lucid logic which the advertisement presented—of course it was an *advertisement*—were the following fulsome subconscious sentiments:

"Another feature of the use of the auto, and one that no physician, of course, would deliberately consider for a moment as being worthy of his highly ethical notice, is the fact that the subconscious mind of the great public from whose numbers the physician draws his clientele, gets a different impression of the auto driver than it forms of the man who makes his rounds on foot, or of the one who ambles about in a one-horse shay, and that impression is that this man is evidently prosperous and up-to-date, hence he must have been able to "deliver the goods" to those who have called upon him for his services. Some of the laity are so constituted that they will choose, as between two physicians, that one who approaches their domicile crowned with the dignified and awe-inspiring "plug" hat; not that I would for a moment advise the auto user to add a high hat to the equipment which he must purchase in addition to paying for the body, wheels, engine and freight. How embarrassing it would be to one so splendidly "equipped" if his wild burst of speed upon some errand of mercy were interrupted by an excited hail from some dwelling, within whose portals he is requested to officiate at a christening or a sudden wedding. Imagine his confusion, nay, indignation, at the mistake! But, just the same, it was the "equipment" which caught the eye in his hypothetical case."

The class of people who employ a physician and who pay their bills with even a semblance of promptness, are those who expect him to make a "noise like a doctor" *occasionally*; just whether he walks, or rides in a "devil" wagon on which he owes enough to have provided him a six-room residence, or whether his hat is on straight, cuts a very slight figure with those whose good opinion and patronage he is so desirous of gaining; then, again, when you have sized up your up-to-date doctor and ascertain that he not only owes for his machine, but also in many instances for the gasoline that makes it go, as well as for the gloves and goggles so essential in establishing his high standing among the impressionable with the abundance of subconscious sentiment, one naturally wonders if there is much else to expect of a doctor but a good front and an ability to convince people that he is "able to deliver the goods."

The time has evidently arrived when medical colleges will be compelled to establish a chair devoted to the teaching of how to horn-swoggle the public into thinking a man a real doctor, simply because he appears the owner of an automobile.

If this essential feature foretelling a doctor becomes prevalent most anyone driving an automobile will be liable to receive calls intended only for members of the medical profession.

You all, no doubt, recall the embarrassment of the lady who instructed her maid to call *the first physician she saw passing*, excepting the old family doctor, and how mortified she was when a piano tuner, who carried a nice little case resembling a pill bag and who had been called in by mistake, advised her, in reply to her query, "What would you do for it?" to call in a *physician*.

The boil he had examined was just south of—but, never mind, the piano tuner did not blush. M.

DENVER DOCTORS DINE A DISTINGUISHED MEMBER OF THE A. I. H.—Denver doctors of the homeopathic faith have had the honor of entertaining a very distinguished member of the American Institute of Homeopathy, within the past ten days, in the person of Dr. George S. Royal, of Des Moines, Iowa, ex-president of the afore-mentioned Institute, dean of the Homeopathic department of the Iowa State University Medical School, and an all-round, up-to-date, progressive homeopath of the right sort.

Doctor Royal was the guest of honor at an informal reception and dinner at the Adams hotel, Monday evening, April 20th, and addressed the Denver Homeopathic Club at the same place on the evening of the same day. The former event was participated in by a dozen of the most prominent members of the homeopathic profession of the city, many of them old friends of Doctor Royal, and the club proceedings, at which the speaker took for his text numerous topics of interest to the profession at large and the Denver section in particular, were well attended and called forth hearty approval, which was manifested by much enthusiasm and no little applause, as the speaker touched on topics to the taste of those who made up the audience.

Doctor Royal is a booster for the forthcoming meeting of the American Institute, and assured all present of the thorough preparations being made by members of the profession at Kansas City to give their visiting brethren a lively and exceedingly robust run for their money at the meeting in that city, beginning June 22nd; he assured the gentlemen present that the occasion in contemplation would be so fraught with good features, both from a social as well as a scientific standpoint, that all who missed the event would be doing themselves the greatest injury.

As a member of the Council of Medical Education, and which brought him to the city, Doctor Royal gave his opinion of the standing of the Denver College, which formerly floated the homeopathic flag, but which decided to flock by itself when it attempted to tote a triangular curiosity in the shape of triplets without either head, tail or internal organs, and which would be expected to live and grow to be a useful member of medical educational institutions.

Doctor Royal for one thing, did not say all he thought of the toy; while he was perfectly willing that it should be per-

mitted to play, that is, so far as he was concerned personally, he did not give the promoters much hope, insofar as other members of the council were concerned, and rather inferred that if this school persisted in pursuing the plans advocated by its promoters some time ago, that graduates from the same might have some difficulty in convincing state boards and other legal obstructions that they had a right to practice medicine or anything else. I feel sure that had Doctor Royal been as outspoken as he felt, that there would have been some sore spots on the panpathic representatives present.

I am glad, however, that Doctor Royal was the man chosen to make the investigation, inasmuch as by his tact and conservatism, the matter has been placed before the profession hereabouts in a manner to which no one could take the least exception; I am in hopes, too, he has shown the Westminster people just "where they are at" before it is everlastingly too late, and in time to save what little is left of homeopathic institutions and organizations hereabouts from complete obliteration. M.

IS IT POSSIBLE?—

To the physician who carefully observes the things which go on about him, there is much material for reflection, and which, if true, will make the "man" in him shudder and the "physician" in him feel the chagrin and shame at the practices which are besmirching that which should be the most honorable of callings.

If the time is taken to observe with care the many cases which are sent to the hospital in a state of fear and trembling lest they might die from the serious appendicitis from which they are told they are suffering, the shock will reach even the most imperturbable.

There are but few conscientious physicians but will reluctantly admit that there are today more operations on, than diseases of, the appendix vermiformis. To gainsay is but to confess a lack of observation, or a willful avoidance of the facts.

It would seem that, with some surgeons, any pain referable to the abdomen furnishes a sufficient basis for the diagnosis of appendicitis and to the degree of requiring immediate operation.

Not only has one to rely upon his own observations for the appalling facts, since they may be supplemented by the statement of those who frequently administer anesthetics, that as high as seventy per cent. of the cases of some surgeons do not warrant operation, by reason of the absence of disease. Yet the statement may be solicited with a frequency sufficient to justify the blush.

It is stated by Morris that "surgery was first heroic, then anatomic, then pathologic, and we are in the fourth stage of surgery, that of physiologic surgery." It would be as difficult as lamentable to find a

fitting term for the operation done because the patient can be made to believe that the condition requiring it exists, when it must be known from the first that the indication is quite doubtful if not entirely wanting.

The recognition of the normal appearance of the appendix and that under pathologic condition requires but little on the part of an observing physician, and if the attempt is made to convince one that there is present an enterolith, a constriction, a beginning peritonitis, or gangrene; or, that if left alone, a marked appendicitis would develop within twenty-four hours—a “pre-appendicitis,” as it were; and if one’s eye, one’s tactile sense, or one’s judgment fails to perceive or recognize it, would it be surprising to find the man in the physician in shuddering revolt? Indeed, we should feel grateful if we were not forced, by the very truth of these facts, to give them utterance.

When human life is jeopardized through such procedures by men who are known to be too competent to admit of being excused through ignorance, there can be but two motives inferred—the desire to operate, and the fee; and in all spirit of fairness, and judging the race under the influence of the time, the latter overshadows the former. The physician who refers the patient for such operation for commission or percentage of the fee rather than a pathological condition is even more culpable than the surgeon who operates.

With the evidence repeatedly brought before us and with the appreciation of our own visual impressions let the inner man in us look seriously at the conditions, and it need not be surprising if the query chokes upou the conscientious utterance, “Good God, is it possible?”—**Editorial, Colorado Medicine, March, 1908.**

If any one surmises, even for the briefest period, that the foregoing able and highly appreciated article did not stir up the animals at a recent meeting of the County Society, all such have either been misinformed or else must “confess to a lack of observation, or a willful avoidance of facts.” There was more or less of what is termed in street slang rough house in evidence at the meeting immediately following its publication, and while a goodly number—in fact, a majority—considered the subject to have been handled so successfully as to merit something more than mere “honorable mention,” there was quite a few who thirsted for the editorial blood which prompted the several paragraphs.

Doctor Moleen has, without question, stirred up a hornet’s nest of unusual proportions, and if it is possible for a few of the cutters and slashers to secure his scalp, it will, without question, adorn the belt of some brave at the next meeting of the State Society. (Old School.)

I promised several months ago to take up the subject of the “Divider and His Dope,” a topic which was suggested by the

information that the homeopathic handful in this city was pursuing the pernicious practices which prompted Doctor Moleen's heart-to-heart talk in *Colorado Medicine*. Several journals seemed to think there might be much mangling of bones and other injuries inflicted whenever I undertook the task, but the more I thought of the matter the further away from the subject my thoughts would stray until at last I concluded there was little in the subject that would be of interest to my readers.

Just another case of allowing Opportunity to pass me by; but I am glad old Mr. Op. stopped at Doctor Moleen's door, and that the latter gentleman gave him audience, for he has covered the story so completely that it will apply with equal directness to all classes of cutters who fail to see anything but the *knife* in the practice of medicine.

Fortunately the "sectarian" in medicine, i. e., the homeopath, has something on which to rely besides a butcher-knife and the bludgeon, and if he will but apply his knowledge of homeopathic therapeutics in the majority of given cases, there is no question but that he will win over a vast number who now permit themselves to fall prey to the professional degeneracy which prevails so abundantly in Denver and other medical "centers" of the land.

If there be no such thing as surgery within the next decade, its complete wiping out may be attributed to that class of men who lay aside their professional honor, if even for only the temporary period necessary to capture a good, fat fee, regardless of results to their over-confiding victim, for the sake of "operating."

Physicians who refer patients for operations simply because there would be more money in the "division of fee" than they could possibly get out of the case by handling it in a legitimate manner, and with benefit to their client, display a moral and professional turpitude beside which the conduct of a confidence man or other sure thing sharp shines with the brightness of a certificate of good behavior from a Sunday school, as compared to parole papers from the penitentiary.

Let us hope that Doctor Moleen will stir up the animals some more.

M.



Miscellaneous Matter



Send Us a Personal Item Occasionally

Dr. John Galen Locke has a new \$2,500 Jackson auto. So says Progress.

* * *

Don't forget that Kansas City meeting of the American Institute. June 22nd is the exact date.

* * *

American Physician gets better looking with each issue. Kraft keeps the pages full of good stuff, too, and that helps a whole lot.

* * *

Dr. C. E. Sawyer and Dr. Carl W. Sawyer, father and son, are associated in the practice of medicine at Marion, Ohio. Offices, 265 South Main street.

* * *

The Oliver typewriting machine is absolutely one of the best on the market today. Look at our advertising pages and then call upon the agent in Denver.

* * *

It was not such a beautiful day Easter Sunday as many preceding ones of last month. It made little difference to us, however, same old hat in service.

* * *

We regret to announce the illness of Dr. Norma M. Baldwin's mother. She is at present at the home of another daughter, 3052 Humboldt street, this city.

* * *

"R. H. T." in Cleveland Medical and Surgical Reporter leans Limerickward in the poetical line. Fair maids and doctors form the soup stock for his melancholy verses.

* * *

"Clinic Week" will be an event at the Cleveland Homeopathic Medical college which will no doubt see many alumnus in attendance. It occurs the 4th to 8th of the present month.

* * *

Mrs Electa Noyes, mother of Mrs Dr. B. A. Wheeler, died in this city, at the home of her daughter, March 19, 1908. She was in her ninety-ninth year at the time of her death.

* * *

The Critique regrets very much to learn of the death of Mrs. Dr. John Wesley Harris, which occurred in this city the 11th of last month. We desire to express our sincerest sympathy.

* * *

We would respectfully request that contributors for July issue have their material in early in the game. The editor desires to have his desk cleared up before leaving for Kansas City.

And please do not forget that the Union Pacific railway runs two very elegant trains between Denver and Kansas City when you make up your program for the American Institute. June 22nd is the date.

* * *

Commencement exercises of Westminster University Medical school will be held either the 14th or 16th of the present month. We understand that a class of six will be given diplomas at this time.

* * *

In Mt. Clements, Michigan, hotel runners are not allowed to solicit business for doctors and one was fined recently for taking a chance in this forbidden direction. Why not hunt up the doctor and soak him one, too?

* * *

Dr. William C. Bane and Miss Lua Bane will leave soon for the East to join Mrs. Bane, who is at Mercer, Pennsylvania. They will attend the commencements exercises in June at Princeton, when William C. Bane, Jr., will graduate.

* * *

The New Coates House, Kansas City, has been selected as the official headquarters for the American Institute of Homeopathy. There are other hotels in that city by-the-way, so none need fear a lack of accommodations while there.

* * *

Miss Grace E. Smythe expects to sail from San Francisco the 5th of this month for China. She left this city the 30th of April and before returning to Denver contemplates a trip around the world. **The Critique** hopes she may have a safe and enjoyable trip.

* * *

"One of the unfortunate coincidences of this life," remarks an Illinois editor, "is that the man who wants to raise garden always lives next door to the man who wants to raise chickens," and that the latter usually want to raise—with the former, he should have added.

* * *

That Press Committee at Kansas City has not hurt itself by furnishing fresh and reliable information concerning matters Institutionary. We had hoped to have something reliable from this source for publication in this issue but will have to hold over until next month.

* * *

The Critique has no complaint regarding the manner in which subscriptions have been paid during the past month. Our patrons evidently appreciate our efforts to issue a first-class periodical, if the prompt payment of past dues is any indication. Thanks, awfully.

* * *

Down in Raton, New Mexico, they pitted a preacher and physician in opposition for the position of mayor and pills won out. He rather pulled the preacher's leg a little and what else might be expected: his name was Dr. A. R. Stretcher. Much and prodigious power to him say we.

The Chicago health department was much depressed when its "appropriation" was operated upon and \$50,000 amputated from the large and juicy lump. Several soft-snap artists, likewise, lost their jobs.

* * *

The popularity of some physicians is not always evidenced by a large professional following. Dr. A. A. McLennon, Buena Vista, Colorado, must have made good in the political line inasmuch as he was elected mayor of that hustling town at the recent election; it is his third term.

* * *

Politics and physicians were closely associated by the recent election held throughout the state. Dr. S. Sewell was elected one of the city dads of Las Animas; Silverton elected Dr. J. S. Fox, mayor; Steamboat Springs honored Dr. J. A. Campbell similarly; Dillon, Dr. George E. Smith, ditto.

* * *

"The Divider and His Dope" will not need much embellishing at our hands inasmuch as Dr. Moleen—more power to him—has handed the butcher boys a bunch that will hold them for a while. Can it be possible that the old and honorable "regulars" would stoop to such? Well, it looks that a-way at least.

* * *

Dr. C. E. Sawyer, Marion, Ohio, write us under date of April 4th, that he has finally recovered from an accident which befell him some time ago and which was followed by a protracted illness, and that he has resumed his professional and sanitarium work at the Dr. C. E. Sawyer Sanitarium, where he will be very glad to meet all his professional friends.

* * *

Both **Denver Medical Times and Progress**, made considerable ado in the auto advertising line in recent editions. Their forms being similar and both printed at the same shop made it possible for the publishers to do a thrifty turn with the types, by using an "Automobile Section" of similar makeup in both publications. A winner, surely, so far as appearance goes.

* * *

Dr. George E. Dienst has moved from Naperville, Illinois, to Aurora, same state. Hereafter his address will be 81 Fox street, latter city, and he has also purchased a home at 347 Maple avenue. **The Critique** congratulates the doctor on his evident prosperity and the people of Aurora on the fact of their having so capable a physician to attend to their physical ailments.

* * *

Mr. Frank Gould, one of the vulgar rich of New York, who has been sued recently by his wife who asks separation of their marriage

ties, says that "wealth brings grief." If Frank would lend us a few bushels of his bullion with which to experiment as regards this, we promise to give him an unbiased opinion on the subject at a reasonable date. We would not promise to return anything else.

* * *

A recent business trip to Longmont, Colorado, by the editor, convinces us that there are a few loyal homeopathic physicians in this state outside the city limits of Denver. Dr. F. P. Taft of that town tells them on his sign that he is a homeopath, and from all indications insists on practicing that brand of medicine in his locality. Longmont is a thriving city and Dr. Taft appears to be prospering.

* * *

Dr. Norma M. Baldwin, Colorado Springs, has quite recently returned to her home after a year's sojourn in Europe. Her trip abroad was very enjoyable and her medical study in Glasgow was of vast benefit. **The Critique** is pleased to learn all these nice things about its associate editor at Colorado Springs, and hopes to have something from her pen to share with its readers, at a not far distant date.

* * *

Dr. Wetlaufer of Cheyenne, Wyoming, brought Mrs. Harry Beeler to this city the latter part of March. She was operated upon later, at the Brown Palace hotel, by Dr. S. S. Smythe, assisted by Dr. Margaret Beeler and Dr. Mastin. It is a pleasure for **The Critique** to say that the good lady has recovered completely. We are pleased also to state that Mr. Beeler will make Denver his permanent home in the near future.

* * *

The Baker theatre in this city is fast getting a reputation for presenting the best class of plays in the very best manner. "In the Palace of the King" was a recent production which pleased, and among the many capable people who participated in the presentation of this play might be mentioned Miss Lillian Gayle, who took one of the leading parts. In private life she is Miss Griffith, daughter of Dr. Elia H. Griffith of this city.

* * *

With the April issue of **Progress Doctors** Strickler and Stewart retire as active editors and are succeeded by James Polk Willard, M. D., who has heretofore held the position of news editor on the same publication. We look for much improvement in the general makeup of this journal and one thing in particular will receive immediate and much needed correction and that is the irregularity of appearance with which it has been so conspicuously gifted.

The New Coates House has now been practically decided upon at Kansas City for the Institute headquarters. Lots of room, good accommodation and fair rates. The railway situation is beginning to clear up a little. Very soon we will have the necessary official information what special rates we may expect. Dr. William Davis Foster, the transportation committeeman on the ground, and Dr. W. O. Forbes of Hot Springs, chief of the committee, are busily at work to perfect all arrangements for the railway transportation of the Institute membership.—American Physician.

* * *

Under the heading "Cheap Advertising" our esteemed friend Blaine, of Colorado Medicine fame, hands a few hot ones to those who sell their professional dignity for a mess of soap. Among the homeopaths to come under the ban of his bucket of bricks, we notice the name of Dr. A. C. Cowperthwaite, who claims to "cure everything in sight with a free use of this soap." Young girls are relieved immediately from the distressing conditions known as "acne," but the same condition in boys is beyond the curative possibilities of this cure-all. Blaine says: "Boys must wait the discovery of another soap suitable to their sex." Get busy, Mr, Soapman.

* * *

Dr. George William Compton writing to *The Critique* from San Diego, California, discloses his present whereabouts and also tells us of his satisfaction with a new location so far as business is concerned. We regret very much to learn that Mrs. Compton's health is not the best in California, but the doctor hopes there will be such an improvement in that line as to permit her to remain in the city of his choice. The good people of San Diego will find Dr. Compton to be a thoroughly first-class physician and a gentleman in every sense of the word; we sincerely hope for the complete recovery of his wife and the success of Dr. George William Compton.

* * *

Mr. Cullen Andrews Battle, president of Battle & Co. Chemist Corporation, St. Louis, Mo., and Paris, France, died at the Hotel Jefferson, in the former city, at 6:55 a. m., Sunday, March 22, 1908. Internal hemorrhage, caused by prolonged illness was the direct result of his death. Mr. Battle began life as a telegraph operator and studied law between the calls on the wire. Later he became engaged in the drug business and was eminently successful as a manufacturing chemist. Few men have attained so much prominence in business, still fewer leave a better record for industry and a life well lived. He leaves a devoted wife to mourn his demise and a brother, Jessie M. Battle, who was associated with him in the extensive chemical manufacturing firm of Battle & Co.

The following resolutions were unanimously adopted at a special meeting of the Des Moines Homeopathic Medical society March 28, 1908:

At the noon day of a noble life, in the midst of his labor, and at the zenith of his success and usefulness, our honored associate and co-worker, Dr. Charles Woodhull Eaton, has been translated to life eternal.

We recognize in his death the loss of one who has been a tower of strength to the Des Moines Homeopathic Medical society and an influential support to the cause of Homeopathy.

It may be said of him, his personality was the charm that endeared him, his earnestness the inspiration to others, his humor the magnet, and his faithfulness to the end his victory; parting with him is like bidding good-bye to sunshine.

We revere and cherish his memory. His invisible presence will long continue to be a blessing to us all, and we pray that the influence of his life may inspire us to higher purposes and larger faithfulness in our work. Respectfully submitted, Harriette E. Messenger, M. D., George Royal, M. D., Erwin Schenk, M. D.—Iowa Homeopathic Journal.

* * *

At a meeting of the Kansas City Homeopathic society held the last week in February, Dr. W. J. Gates, chairman of the committee on local managements for the American Institute meeting, announced the following committees:

Reception, Drs J L. Alexander, Maclay Lyon, C. S. Elliott, T. H. Hudson, Emil Theilman, Sam Anderson, T. C. Soule, J. T. Davis, J. T. Boland, A. H. Starcke, W. W. Adams, C. E. Allen, Elizabeth Enz, Caroline Putnam, Luella Rummel.

Entertainment, Frank Elliott, W. E. Cramer, H. E. Young, G. W. Smith.

Finance, A. H. Baldwin, W. A. Forster, W. E. Cramer, Clay E. Colburn, P. F. Peet, J. L. R. Marsh, M. T. Rannels, W. A. Connell.

Press, J. M. Patterson, J. V. Lynn, Lewis P. Crutcher.

Hotels, W. D. Foster, Charles Ott, J. M. Patterson, J. V. Lynn.

Meissen, Mrs. J. M. Patterson.

On a vote of the society Dr. Gates was authorized to negotiate with the prospective exhibitors.

The financial committee reports that already there is enough money in sight to defray all expenses, and there are several precincts yet to be heard from.

The Coates House, located at Tenth street and Broadway, was chosen for headquarters, and the sessions will be held in the new Casino adjoining this hotel.

The Baltimore Hotel annex is being rushed to completion, and will be ready for guests by May 1st. The Savoy is a gentleman's hotel, with first-class appointments. The Densmore is considered a seclusive family hotel, well located on a quiet street. The Kupper is a small but first-class institution, located in the heart of the shopping district. The Sexton is at Twelfth and Main, and is new throughout. The Washington is a family hotel at Twelfth and Washington. There are, of course, a number of smaller hotels where one may be cared for at reasonable rates.

All of the hotels mentioned are within easy walking distance from the Coates House and Casino.—L. P. Crutcher in Medical Century.



READING NOTICES



O f I n t e r e s t t o E v e r y b o d y

GRIPPE CONVALESCENCE.—The most dangerous feature after an attack of la grippe is the seriously depressed condition of the circulatory organs. As one physician has expressed it, the condition is best described as “chronic shock.” The heart is weak and unresponsive to demands on its energy, the blood-vessels are in a state of atonicity, and the blood pressure is dangerously affected by every mental or physical influence.

Under these conditions it is apparent that the grippe convalescent is not only constantly menaced by serious heart or circulatory depression, but by many acute diseases as well.

The great need is supportive and restorative treatment and few remedies will be found as promptly useful in this direction as Gray's Glycerine Tonic Comp. It furnishes the heart with just the right kind of aid it urgently needs, tones the blood-vessels, and promotes normal restoration of all bodily functions.

In simple language, Gray's Glycerine Tonic Comp. is a dependable means of helping weakened cells and tissues to recover their vital balance.

* * *

INSTEAD OF MORPHIA OR OPIUM.—We meet with many cases in practice suffering intensely from pain, where because of an idiosyncrasy or some other reason it is not advisable to give morphine or opium by the mouth, or morphine hypodermically, but frequently these very cases take kindly to codeia, and when assisted by antikamnia its action is all that could be desired. In the grinding pains which precede and follow labor, and the uterine contractions which often lead to abortion, in tic douloureux, brachialgia, cardialgia, gastralgia, hepatalgia, nephralgia and dysmenorrhoea, immediately relief is afforded by the use of this combination, and the relief is not merely temporary and palliative but in very many cases curative. The most available form in which to exhibit these remedies is in antikamnia and codeine tablets.

The physician cannot be too careful in the selection of the kind of codeia he administers. The manufacturers of antikamnia and codeine tablets guarantee the purity of every grain of codeia which enters into their tablets. This not only prevents habit and the consequent irritation which follows the use of impure codeia, but it does away with constipation or any other untoward effect.

* * *

INFORMATION ON MEATOX—Granulated Beef Fibre.—Our nourishing products, that is, the natural elements which are used as food, are of two different kinds. We require heat or energy producing

matter, such as starch, sugar and fat, and also matter which will build up our tissues and sustain our strength. For this latter purpose albumen and muscular fibres of meat are necessary, and these are transformed by the stomach and intestines into soluble substances which are assimilated and absorbed by the blood.

When the digestive tract is weakened, this process often goes on very slowly, particularly so on account of the common vice of swallowing food without proper mastication. For many years efforts have been made to counteract the effects of this fault, by offering to the public nourishing food in pulverized form. Starchy products when pulverized become flour, farina, etc, and fats become emulsions. For forty years this idea expressed itself in different methods applied to meat. My own investigations date back about that far, and I am satisfied that the digestibility of meat is considerably enhanced by its pulverization. The older preparations, however, did not possess the very necessary qualities of retaining their strength and freshness.

Mr. Charles Marchand of New York has now found that the strength of such preparations is materially heightened when the extractive substances of the meat are first removed. These extractive substances are stimulant but they contain no nourishment, and the digestibility of the meat is not affected by their removal. This must be considered as an absolute advancement. The product obtained is known by the name of MEATOX.

MEATOX has from time to time been analyzed by different chemists and it is absolutely free from preservatives. These analyses and physiological experiments all show, too, that it contains a high percentage of digestible meat protein, that is, in round numbers about eighty per cent. Of fat it contains about six to seven per cent., and of celery salt used as flavoring, less than one per cent., indigestible substances less than one per cent., with water and substances forming the balance.

That such a preparation has a very high value as food in cases of sickness and convalescence and in chronic malnutrition is obvious of course. But it also fills a long felt want in that field where it becomes necessary to transport food products in a form of highest possible concentration and lightest weight, for instance in the provisioning of armies and navies, and of expeditions and traveling parties into wild countries. One pound of Meatox is equivalent in nourishing value to five pounds of lean, boneless beef, or the same quantity of "Canned Beef," which latter, when "preserved," often acts as a poison.

MEATOX cannot make a bouillon, because the extractive substances are missing, but if the aroma is desired, it is easily obtained by adding a small quantity of meat extract, which will act as a stimulant, but it does not add any amount of nutritious substance whatever. I know of no meat preparation which possesses such a high percentage of digestible nutriment as does MEATOX.—Dr. H. Endemann of New York, Abstract from *Der Hausdokter*, April, 1908.

VOL. XV	ORIGINAL ARTICLES	No. 6
Denver, Colorado, June 1st, 1908		

Entered at Denver Postoffice as Second-Class Matter.

NATRUM ARSENICATUM.

By James Tyler Kent, M. D.

Professor Materia Medica, Hahnemann Medical College and Hospital,
Chicago.

The symptoms of this remedy appear in the *daytime*, in the MORNING, in the *forenoon, evening, night* and after MIDNIGHT. The symptoms are worse in the cold open air, but warm open air ameliorates; the mental symptoms are better in the open air; worse from cold in general; in cold air; *becoming cold*; in cold, wet weather; the patient takes cold easily. The symptoms are worse ascending. Anaemia and weakness and dropsy of the limbs; complaints worse after eating. The body is losing flesh. The symptoms come on FROM EXERTION. Worse from butter, cold drinks, cold food, fats, *fruits, milk, pork*, vinegar. Formication all over the body and in the limbs; induration of glands; inflammation in any part. Marked physical irritability and irritable weakness. Jarring aggravates many symptoms. Lassitude prevails throughout the provings. Desire to lie down and not be disturbed; yet lying often makes the symptoms worse and the aggravation is marked after lying. Still many symptoms are worse from motion; there is a strong aversion to motion. Mucous secretions are copious. After exposure to cold he becomes rheumatic. Aching, burning and pressing pains; sore pains; stitching pains in all parts; darting pains in all parts; downward and upward. Perspiration does not ameliorate; pressure aggravates. General pulsation.

Pulse irregular. Rheumatic and malarial patients, oversensitive, internally and externally. Electric shocks in the body. Symptoms predominate on the right side. Wants to sit or lie and not be disturbed. There are symptoms before sleep, during sleep, and on waking; trembling is a strong symptom. Twitch-

ing of the muscles; walking in the open air increases the physical symptoms, but improves the mental symptoms; walking fast excites many symptoms. Weakness in the *morning*, during menses, on *slight exertion, while walking*. Wet weather brings out the symptoms, worse from wine and in winter.

Anger at trifles; furious contradiction; complaints are made worse from anger; anxiety in the evening in bed; at night in bed; apprehensive anxiety; during fever; on waking. Concentration of mind difficult in the house, better in the open air; confusion of mind in the evening. Conscientious about trifles. Discontented; discouraged and, at times, in despair. He is easily distracted. Dullness of mind, better in the open air. Easily excited. Mental exertion makes the symptoms worse. Fear in the evening on going to bed; in a crowd; of impending disease; of some evil; that something will happen; of people. *Easily frightened*; forgetful; he feels constantly hurried. Hysterical and her mind is very active; ideas very active. Imbecility, irritability, impatience; indifferent to all joy; aversion to mental work and to business; aversion to reading; indolence; *memory weak*. Lamenting, laughing, loathing of life, loquacity. The mental symptoms are all mild. Mirthful, hilarious; prostration of mind. She becomes quarrelsome. Restlessness; nights, tossing, anxious restlessness. Sadness in the evening; during fever. Sensitive to noise; startled easily, by noise, on going to sleep, from sleep. Suspicious. Indisposed to talk; disturbed by the conversation of people. Timidity with a vacant feeling of mind. Weeping. Vertigo while walking. When the above general symptoms are present in any considerable number the following particulars will yield to this remedy.

Hyperæmia of the brain with heat and fulness; fulness in the forehead. Subjective heat with objective coldness of forehead. Heaviness in the head, in the forehead; empty feeling in the head, numbness in forehead in the evening; *pain in the head*: morning, afternoon, *evening*, night, night on waking; better in the open air; catarrhal headache; with coryza; worse after eating; from becoming heated; worse from heat; from a jar; from light; before and during menses; *from mental exertion*; moving head; every motion jars head; from NOISE; paroxysmal pains;

periodical headaches; from pressure; pulsating; worse in a room; after sleep; from stooping; tobacco smoke; from walking; in a warm room; from wine. Pain in the forehead; in the morning on waking; during the whole day; above the eyes, extending to the temples. Pain in the occiput; pain in the sides of the head; pain in the temples; right side, from temple to temple; pain in the vertex. Boring in the temples; right to left; with nausea; bursting in the head, in the forehead; drawing in the head, *in the forehead*; pressing pain in the head; in the forehead, *in the occiput, in the temples*; in the vertex; sharp pains above the right eye; shooting pains above the right eye. Sore and tender scalp; forehead. Stitching pains in the head; *stunning* pains in the head; tearing in the head; in the forehead; in the sides of the head. *Perspiration on the forehead*. Pulsation in the head; forehead, temples, vertex; with fulness in the forehead.

The eye symptoms are worse in the morning; lids are stuck together in the morning; congested eyes and blood vessels; discharge of mucus from the eyes. Dryness. Sensation of enlargement of the eyes in the morning on waking. Granular lids. The eyes feel hot. Inflammation of the conjunctiva from cold or wind; worse in the morning, after night work; of the lids and margins. Injected veins. Lachrymation in the morning on waking, in the open air, on looking steadily, when reading: unable to open the lids. Pain in the eyes, worse in sunlight; from motion, while reading, while reading by gas light, while writing; *better by warmth*. Aching in and over the eyes; in the morning on waking; burning in the eyes; in the evening, in the open air, while reading. Pressing pain in the eyes; smarting as from smoke; sore and tender when reading; stitching pains in the eyes. Paralysis of the upper lids; of the optic nerve. Photophobia, in daylight. Pupils dilated: left eye larger than right. *Redness of the veins*. Staring eyes; stiffness of the lids; of the *eyeballs*. Strabismus. Swollen eyes; LIDS; œdematous lids; supra-orbital œdema. Ulceration of the cornea. Weak eyes and vision; vision blurred; tires out when reading. Dark colors before the eyes. Vision dim, on looking long; wipes eyes for relief. Flickering, foggy vision. Hemipopia. Myopia. Sparks before the eyes.

The ears are hot; itching in the ears; Noises: morning,

evening, with vertigo, humming, ringing, roaring, rushing in the right ear; singing. Pain in ears: *morning, stitching*, tearing, behind the ears. The ears feel stopped. Hearing *acute*; for *noises*; impaired.

Catarrh with pain in forehead and root of nose post-nasal with viscid mucus. Coryza: worse in open air, with cough, fluent or dry, fluent alternating with dry; discharge: *copious*, crusts, dry *bloody crusts*, hard bluish mucus, offensive, *purulent, suppressed, thick, viscid*, WATERY, *yellow*. Dryness in nose. Epistaxis after removing crusts from nose; bright red blood. Obstruction of nose at night (right); morning on waking; mucus membrane thickened and it is difficult to breath through the nose. Ozaena. The nose is red. Pain in the nose, in the root of nose; burning, pressing at root of nose; rawness in nose. Smell acute at first, later wanting. Frequent, violent sneezing.

Corners of lips cracked and indurated; discoloration of the face; bluish, around eyes; earthy, PALE, red yellow, liver spots. Face is drawn. Eruptions on the face; forehead and lips, AROUND THE MOUTH, on *the nose*, comedones, herpes on lips, moist eruptions, pimples, vesicles. The face is hot and itching. Pain on moving the jaw. The face feels puffed. Stiffness of muscles of mastication. Swelling in the morning on waking; molar bones feel swollen; œdematous; swollen parotids. Twitching of face. Ulcer on the lips. Aphthæ in the mouth; bleeding gums; cracked and corrugated tongue. Discoloration: redness of mouth and tongue; white tongue; yellow tongue. Dryness of mouth, *tongue*; flabby tongue. Inflammation of mouth and tongue; salivation and saliva is viscid. Stammering speech. Taste bitter in the morning; *metallic*, saltish, SOUR, sweetish. Ulceration in mouth; vesicleless in mouth and on tongue; burning. The teeth become loose; pain in the teeth; night; pulsating; warmth ameliorates; jerking pains, tearing pains.

Choking; constriction of œsophagus; dryness in throat; worse in the morning; after a cold. Throat red and glossy, purple red; hawks frequently to raise white mucus, worse in the open air. Inflammation; dark red, covered with yellow mucus. Sensation of a lump in the throat; gray exudation in the throat. It is said to have cured diphtheria. Mucus in the throat: tough,

gelatinous, greyish, yellow, white, from posterior nares. Pain in throat on swallowing, on empty swallowing, but no pain on swallowing food or drink; burning, sore, stitching. Roughness in the throat; scraping in the throat. Swallowing difficult. Swollen pharynx, uvula and tonsils; œdematous; uvula hangs down like a water bag; constriction in the region of the thyroid gland; stiffness in the sides of the neck.

Appetite *increased, ravenous, wanting*; aversion to fats, to meat, to his cigar; sensation of constriction in the stomach. Desires beer, bread, cold drinks, sweet things. Disordered stomach; by milk. Stomach is distended; sensation of emptiness; eructations afternoon, after eating; *empty*, tasting of food, *sour* after eating, waterbrash. Fulness in the stomach after eating. Heartburn. Flushes of heat, heaviness after eating. HICCUGH after eating, indigestion is very marked; loathing of food; nausea: after eating, constant, during cough, after cold drinks, with headache, during menses. Pain in the stomach: *AFTER EATING*, burning after warm things, *cramping*, *CUTTING*, gnawing, pressing after eating, soreness, stitching. Pulsation in the stomach. Retching when raising mucus from the throat; sinking sensation; sensation of a stone in the stomach; tension in the stomach. Thirst: morning, evening, night, burning thirst, extreme thirst, unquenchable thirst; drinks often but small drinks. Thirstlessness. Vomiting; on coughing, after eating, *bile, bitter, blood, mucus, sour*, watery.

Distention of abdomen after eating; flatulence; fulness, gurgling, hardness. Heavy feeling in abdomen. Inflammation of liver, spleen. Liver affections. Pain in the abdomen: at night, after eating, *from flatus*, before a diarrhœa, before stool, better after stool and after passing flatus; in hypochondria, hypogastrium, in region of umbilicus. Burning, in region of umbilicus. Cramping: before stool, better by passing flatus and stool; cutting: before stool. Drawing in abdomen; in hypochondria. Sore, tender abdomen: in hypochondria. Stitching in abdomen; in hypochondria; in inguinal region; in spleen. Nervous feeling in abdomen. Rumbling in abdomen; as if a diarrhœa would come on. Affections of the spleen. Swollen inguinal glands. Tension in abdomen, in hypochondria.

Constipation, alternating with diarrhœa; stool hard. Diarrhœa: evening, daytime, morning, drives him out of bed, NIGHT, after midnight; frequent stool during daytime, from becoming cold, from cold drinks, *from taking cold*; worse *after eating*, during menses, AFTER MILK, after vegetables; stool: bloody, copious, frequent, mucus, painless, pasty, *scanty*, soft, thin, watery, *yellow*. Excoriation of anus. Flatus copious and offensive. *Itching of anus*. Pain: BURNING during and after stool; cramping, better after stool; cutting, during stool and in the hypogastrium before stool; soreness and stitching; tearing during stool; *tenesmus during stool*. Urging to stool, ineffectual, after stool.

Sore pain in bladder relieved by urinating; urging to urinate at night, constant, frequent; urination difficult, frequent, *involuntary* at night in sleep, unsatisfactory. Burning and aching in the kidneys. Burning in the urethra when passing urine. Urine: ALBUMINOUS, burning, dark, pale, copious at night, clear as water, *offensive*, *scanty*, with mucus and phosphate. Specific gravity decreased; 1010.

Morning erections; incomplete; inflammation of glans penis, prepuce and testes; stitching of the genitals, penis, scrotum; soreness left testis; seminal emissions; swollen penis and testes.

In the female the desire is increased. Leucorrhœa: *copious*, *offensive*, *thick*, yellow. Menses: copious, too soon, *protracted*, *scanty*. Metrorrhagia. Pain in the uterus.

Dryness and constriction in the larynx; scraping slate-colored mucus from the larynx; mucus is detached with difficulty; burning and soreness in the larynx; roughness in larynx. The symptoms of the larynx are worse from thirst, smoke or cold air; voice: hoarseness with coryza; lost, weak. Respiration is fast and deep; miner's asthma from coal dust; difficult on ascending short.

Cough: morning, afternoon, evening, *night*, from deep breathing; dry at night, in the morning and from exertion; dry teasing cough all day; exhausting; hacking; from irritation in larynx and trachea; loose; racking, short spasmodic; from tickling in larynx and trachea; violent; worse in a warm room. Expectoration; morning, evening, bloody, difficult, mucus, OFFENSIVE, PURULENT, tasting bitter, flat, putrid, viscid, yellow.

Anxiety and constriction of the chest. Eruptions, pimples. Sensation of fulness in the chest. Hemorrhage from the lungs. Pneumonia and phthisis in miners from dust of coal; irritation in the bronchial tubes in the morning; oppression of chest on exertion and deep breathing; heart. Pain in the chest, during cough, in the heart, *burning*, cutting below the seventh rib, pressing, rawness, sore from coughing, *stitching*. Palpitation of the heart: night, *anxious*; ascending steps; exertion; tumultuous. Sensation as if he had inhaled smoke.

Coldness of the back at night; stitching of the cervical region; pain in the back: evening, night; worse walking, in the scapulæ, between the scapulæ, on bending forward and on breathing; in the lumbar region when stooping and walking; in the sacrum both when walking and sitting; aching in the back; drawing pain in the back; sore pain in the back; sore pain in sacrum when walking and stooping; sore pain in cervical region; sore pain under scapulæ; sore pain in spine on pressure. Stiffness in the cervical region, *weakness* in the back.

Awkwardness of the limbs; cold *hands* and FEET; cramps in calf, in soles; eruptions on limbs; thin white scales, vesicles; excoriation between the thighs. Formication of the feet. Heaviness, a tired feeling in lower limbs, in feet; itching of all the limbs; jerking in the lower limbs; lameness in the limbs; numbness in the feet. Pain in the limbs; in the joints, during chill; neuralgic pain in limbs, RHEUMATIC; gouty pains; upper limbs; right arm *rheumatic*; shoulder; rheumatic pain in shoulder and elbow; palms painful; pain in fingers. Pain in lower limbs; sciatica worse walking; in the hip; thigh when walking; knee. Aching down front of legs; bruised pain in limbs from continued motion; burning feet and soles, crampy pain in calf; flying pains in fingers, palms and forearms; drawing pains in lower limbs, thigh, knees, calf; neuralgic pain from axilla to little finger; stitching pain in hip, thigh, hip to knee on motion; knee, leg; tearing pains in upper limbs, in lower limbs, in thigh, legs, ankles, foot. Perspiration of hands, of feet; pulsation of limbs; restlessness of the limbs, upper limbs, lower limbs, legs; stiffness of limbs, *joints*, wrists; swelling of limbs, *dropsical*; legs, feet; trembling hands, lower limbs; twitching upper limbs, thighs;

weakness of the limbs, upper limbs, hands; *lower limbs*, thighs, *legs*, ANKLES, feet.

The sleep is deep; dreams: amorous, *anxious*, *frightful*, of murder, nightmare, pleasant, vexatious, vivid; hate falling asleep; restless sleep; sleepiness in the afternoon; sleeplessness before midnight, *after midnight*, with sleepiness. Unrefreshing sleep; WAKING EARLY, frequently.

Chill morning, *forenoon*, evening in bed; in cold air; coldness comes on at night in bed; chilliness, internal chill; shaking chill in the morning; chill at 2 a. m.; 1 p. m.; 2 p. m.; the chill is relieved in a warm room.

Fever at night: dry heat, flushes of heat, perspiration absent.

Perspiration: morning, *nights*, from anxiety, in bed, cold, on coughing, on slight exertion, following the fever, on motion, profuse at night, symptoms worse while perspiring; aversion to uncovering while perspiring.

Burning skin; cold skin; desquamation. Liver spots, red spots, yellow skin; dryness of the skin. Eruptions: blisters, boils, burning, moist, *herpes*, itching in warmth, painful; pimples, scaly, thin white scales; stinging, suppurating tubercles, urticaria, nodules; vesicular erysipelas, with swelling, worse after scratching; formication of skin; stitching, crawling, worse after scratching; swelling of skin with burning; ulcers: burning, deep; yellow discharge, spreading, *stinging*.

92 State street, Chicago, Ill.

A VISIT TO A SANATORIUM.*

*F. E. Gladwin, M. D.

Will you kindly imagine yourselves in a Sanatorium where people having stomach troubles are treated? Almost all the families of the *Materia Medico* world are represented here, but time permits the presentation of only a few.

*Read before the Homeopathic Society of the County of Phila.

There is our old friend, Mr. Arsenicum, walking the floor, down there in the sunshine. He is so restless he tries all the empty beds and chairs in the house at night. He is liable to have anything the matter with his stomach, from simple indigestion after chilling his stomach with ice cream, up to cancer. If he takes the least little drink of cold water it comes up immediately. There is extreme sensitiveness of the stomach, burning in the stomach and oesophagus, everything he swallows burns him, then, when he vomits, that also burns him. He has burning pains almost anywhere, yet heat applied or warm drinks make him feel better. Although he declares that a million little demons are sticking a million little red hot needles into him, still he is cold and wants to be wrapped warmly. He is irritable and anxious, is sure he will die. His pains are intolerable, and drive him to despair. He shudders with the pain.

Mr. Arsenicum's chum, Mr. Phosphorus, is another who is liable to have almost anything the matter with his stomach. If he takes a drink of water it will stay in his stomach long enough to become warm, but no longer. He is full of gloomy forebodings, and is easily angered. He is better in the open air. Both complain of pressure in the stomach, of intense burning, and cramping. In both, the stomach is sensitive to touch; both are worse after eating, but Mr. Phosphorus' pain and vomiting are better after ice or ice water, while cold drinks only aggravate Mr. Arsenicum.

Do you see that emaciated, anæmic woman pacing up and down on the long hot air register? She is very warmly dressed, but she thinks she is almost frozen. That is Mrs. Ferrum Arsenicosum. She seems to be good natured just this minute, but don't contradict her, for you'll find that her moods alternate, she is easily excited, irritable, quarrelsome. She is oversensitive to noise, don't like to talk or hear anyone else talk. She is sensitive to pain, and has plenty of it. Eating or cold drinks cause burning, cramping, pressing, pains in the stomach, and butter makes her sick all over. She dislikes meat, but craves bread and sour things. Cold drinks, fat food, sour things, make her worse. She becomes very tired with that walking, and sits down, then she feels better for a little while, but soon she grows worse again

and gets up and walks. The jar of walking fast and the weariness caused by walking fast, riding in a carriage, long standing, and any coldness, makes her worse, but slow walking makes her better.

That little emaciated woman reclining all bundled up alone in the sunshine out there in the protected porch is Mrs. Barium Sulphuricum. She is worse from motion, sometimes she is worse from sitting erect or standing; she is worse from cold air but she desires open air, so she is nearest to being happy when in her present position. She is bashful, suspicious, critical, therefore she don't like company. Her appetite varies, it may be ravenous or wanting. Like Mrs. Lycopodium, she feels filled full after eating a little, and like Lycopodium, she is right sided in many complaints. There are cramping, gnawing, pressing pains with tenderness in the stomach after eating. Digestion is slow; thirst unquenchable. There are eructations, heartburn, vomiting, after eating.

The little old lady sitting by herself is Mrs. Carbo Animalis. She is homesick, sad, and weak, she don't want to talk to any one, desires to be alone. She has a sore, empty feeling in the stomach which eating does not ameliorate. There are pressing, clawing, griping, burning pains in the stomach, and saltish water rises up and flows out of her mouth. Digestion is very slow, almost all food distresses her. Tongue and mouth burn, in fact she feels raw from the tip of her tongue to the stomach.

Mr. Bismuth is just the opposite of Mrs. Carbo Animalis, in that he can't bear to be alone. He is ill-humored, discontented with his surroundings and don't hesitate to complain about it. He never stays long in one place, he sits a little, goes and lies down a little, then gets up and walks about a little. He desires cold drink, and cold water relieves, but he vomits all fluids as soon as they reach the stomach. Digestion is very slow, he goes on eating for several days until the stomach is too full to take more, then he spends a day in vomiting it up. There are hard lumps between navel and lower ribs. There are crampy, spasmodic, burning, stinging, pressing pains in the stomach. There is rumbling of gas in abdomen; he rarely passes the gas but when he does he is relieved.

Yonder is Mrs. Hydrastus Canadensis she has been a familiar figure in the Gyneological Ward. First she had ulcers on the os which was swollen and indurated and a tenacious viscid leucorrhoea they were cured by local treatment, then we found her in the surgical ward, she had a cancer in the breast, which was removed, now she has a cancer in the stomach. Her digestion is slow; she puts the food into the stomach and there it stays like a weight, giving her a full feeling after eating; when she don't eat she has an empty, faint feeling and loathing of food, with this she has obstinate constipation with no desire for stool. She has severe pain in stomach and bowels. She is much annoyed by a strong pulsation in the stomach. Go and put your hand upon it, you can easily feel the pulsation. She is much emaciated and weak, despondent, cries out with the severe cutting pain in the stomach. She expects death and desires it.

This lazy fellow is Mr. Kali-Bichromicum. He don't want to work either mentally or physically, and is quite likely to be low-spirited. His food lies like a load in his stomach or comes up undigested. He don't sleep before midnight because mucus chokes him, and, at 2 a. m., he wakens with oppressed breathing or burning in pit of stomach, and expectorates blood. He has ulcers in his stomach. Has been drinking too much beer.

Miss Cundurangs feels miserable, and she has a perfect right to feel it. She is greatly emaciated and anæmic, and her skin is dry and scaly. Cancers are in her family, they have appeared on the eyelid, on the nose, on the tip of the tongue, on the breast, and she herself has one in the stomach. Her throat is sore, burning and aching. She vomits everything she eats besides something that looks like coffee grounds that she hasn't eaten. Her stomach is sensitive to pressure, and in the pyloric region she has a hard knotty swelling. Pain in stomach very severe, and sometimes it radiates toward the shoulders.

Do you notice that woman walking out on the lawn? She has no hat nor coat on, and her dress seems fit for summer only. She is a staunch advocate of the open air school. No, that is not Miss Pulsatilla, that is Mrs. Kali-Sulphuricum. She likes nothing warm, even the warm bath aggravates her. She is excitable, easily angered, obstinate. Mental exertion makes her worse, rest

in any form aggravates her. She is over sensitive to noise, timid. She has great distress and anxiety in the stomach, no appetite, aversion to bread, eggs, meat, hot drinks, warm food. Mrs. Kali-Sulphuricum does anything she can to keep cool. She desires sweet things, cold things. Her stomach is easily disordered, and she feels full after eating little. Eructations ameliorate. There are burning, cramping, cutting, pinching, pressing, stitching pains, soreness and pulsation in the stomach after eating or drinking. She has burning thirst.

That weak, well wrapped woman who is about to enter her carriage is Mrs. Nitric Acid. The sunken eyes, the dark circles about the eyes, nose and mouth, the sallow sunken face, tell of her sufferings. One doesn't need to know of the pressing, gnawing, pulsating burning pains in the stomach, of the nausea and vomiting after eating to suspect the ulcers in the stomach. She spends much time in her carriage, because riding makes her better.

Mrs. Kali Arsenicosum, pale, waxy, anxious, frightened, nervous and over sensitive, is suffering from an obstinate case of chronic gastritis. She complains of anxiety, which she says extends from stomach to spine; of coldness in stomach. She desires warm drinks, sour things, sweet things; loathes food. Her stomach pains are burning, cramping, cutting, pressing, with intense nausea. They come after eating, after cold drinks, and at night, and they are better from heat. She is irritable, fault-finding; would like to kill some one. The other guests threatened to have her arrested as a common scold, if she does not mend her ways. She is suspicious of everybody, thinks about killing herself, and weeps at night even in her sleep.

Mrs. Lycopodium goes about in a kimona with her skirt bands all loosened, because she can't bear to have anything touch her stomach. She is hungry for her meals, but a mouthful or two fills her up. She is very sensitive, no one dares to thank her for anything for it makes her cry. There is a sensation of churning in the stomach, the pains are gnawing, griping, cutting, cramping; pains are worse bending double, after eating, and from 4 to 8 p. m.; they are better from belching, lying down, open air, by walking about, and when warm in bed.

Mr. Sulphuris Acid is suffering from chronic Alcoholism, his stomach is nearly ruined. The first thing in the morning he vomits water and mucus which is so sour that it sets his teeth on edge. He can't keep water down at all unless mixed with some alcoholic. He craves fresh fruit and brandy. His throat is raw and sensitive, and his mouth is full of ulcers. Why shouldn't it be with that acid stomach? He has most excruciating pains across the stomach. He is subject to hemorrhages; bleeds black blood from almost anywhere. He feels worse in the open air, sits and weeps all day and is good for nothing. When he does do anything he hurries through it as though he couldn't get it done quickly enough.

Mrs. Robina has a dull, heavy, squeezing pain, constantly after eating. She will eat only one meal a day, because it causes such severe pain. Her food turns sour in her stomach soon after eating, everything she takes turns to acid, and like Mr. Sulphuric Acid, her teeth are on edge when it comes up. Water taken the night before, returns in the morning, green and sour. She is very low spirited, and weeps every day with the pain in her stomach.

Mrs. Iris Versicolor is another who turns everything that goes into her stomach into acid, and when it comes up it feels as though it scalded the throat, mouth, fauces, tongue, in fact every place it touches. She has great burning in the stomach that she can hardly endure. She is low spirited and discouraged.

That pale, emaciated woman, with the suffering expression on her face, who is weeping by the piano is Mrs. Kreosotum. Music is quite likely to call forth her tears. She is a great sufferer, and has emaciated rapidly since coming here; she longs for death. She has great thirst, drinks greedily and then vomits it up again. Sensation of a lump of ice in the stomach, or a feeling of fullness, as though she had eaten too much. She has pressing, gnawing, ulcerating pains in stomach with vomiting of blood.

Mr. Mercunius Corrosivus has a sluggish mind; he will stare straight at the person talking to him, and not understand a word that is said. He has a violent, unquenchable thirst for large quantities of cold water. Hot food is repugnant to him, but he

wants cold food. His stomach is distended and sore; he can't bear to have it touched even by the clothing. There are burning, darting, cramping pains in the stomach; the vomiting is spasmodic, incessant and painful. He vomits bile, stringy, mucus blood.


Do you see that woman over there talking to Mr. Bismuth? It is Mrs. Lachesis, she is noted for being one of the most loquacious women in the world. She has a vivid imagination, talks rapidly uses good language and jumps from one subject to another with surprising rapidity. Mr. Bismuth is fond of company, but he wants to do the talking himself. If you watch, you will see him walk off and leave her in a few minutes, then she will find some one else to talk to, for she must talk. Do you notice her red cheek? If she turns the other side of her face this way you'll see how pale she is, for she is a sufferer. Sometimes she is quiet and sorrowful, then she dislikes company, and don't want to talk. She has a cancer in the stomach, with gnawing pressure which is better after eating, but returns as soon as the stomach is empty again. The pit of her stomach is sore to touch, and she has dull stinging stitching pains. She can't bear to have her clothes touch her, either about the throat or waist, so she wears an empire gown cut decollette.

Last but not least is our old friend Mr. Sulphur. He is the same dirty "ragged philosopher" that we have always known. He has the same empty, gone, faint feeling in the stomach at 11 a. m., and the same feeling of weight about which he used to complain. He is too lazy to rouse himself up, too unhappy to live, and he dreads a bath just as much as he did when a child. Probably he thinks food is made for ornament and water is made for drink for he eats little and drinks much.

1708-10 Chestnut St., Philadelphia, Pa.



SPECIAL ARTICLE



WHY HIGH POTENCIES DO NOT WORK FOR SOME.

By J. C. Holloway, M.D.

"J. C. HOLLOWAY, M.D.,

"GALESBURG, ILL.

"MY DEAR DOCTOR:—

"I want to say a word on the extremely high potencies. I have not been successful with them. I have a fine set of 1000ths prepared for me by the late Dr. Ballard, a work of love and good fellowship. There are 106 of them and I have never yet had an action from one of them. I keep them rather as a curiosity. I have a set of over 200 in the C.M. and have about 100 of Swan's DMNs, but I have not found them of any account. Another confession: I have not in many, many years had the slightest results from sepia in any potency, no matter how perfectly indicated, until I have virtually abandoned it. When I read the beautiful pathogenesis or hear a lecture on the wonderful results supposed to be accomplished by sepia it first strikes me that sepia should cure everything, but, alas! the truth seems not in it to me and I feel that in printing the sepia pages much good scratch paper has been wasted. I don't know why this is, for I have studied carefully and corraled the symptoms as perfectly under sepia as in any prescription I have ever made, but it always proves a failure. I have sent for potencies from our best men and still the same result, until I begin to wonder if anyone ever did get a real action from the d— stuff. Now with lycopodium, for instance. I can just bet on the successful result every time the remedy is the least indicated. * * * * *

Don't forget arnica in coughs and chest troubles where there is soreness. I have grown to look upon it as almost a specific in the capillary bronchitis of babies. It even hurts the baby to pick it up by the arms."

The foregoing is part of a letter from an experienced and, I believe, a sincere homoeopathic physician. I take this method of answering because I am convinced that such is the experience of many, and in the hope that I may be able to say something which, if conducive to lifting the veil for one, others may also see. I have seen the day when I could have given a hearty

“Amen” to the foregoing sentiment. I had practiced some, but became fully convinced that I could not cure chronic diseases; that I could not get results similar to those credited to Hahnemann, Boenninghausen, Dunham and others. I wondered *why*. And I determined to know why. I was advised to become a pupil of Prof. J. T. Kent. I well remember that when I introduced myself to that giant in homoeopathy and told him of my disappointments, I frankly said to him: “I want you to know, to begin with, that I have no confidence whatever in your high potencies.” He answered: “That is your ignorance!” I know now he told the truth. The first convincing argument which *stuck* consisted of several references to the Organon.

(1) § 257. “The true physician will take care to avoid making favorite remedies of medicines, the employment of which he has, by chance, perhaps found often useful, and which he has had opportunities of using with good effect. If he do so, some remedies of rarer use, which would have been more homoeopathically suitable, consequently more serviceable, will often be neglected.”

(2) § 272. “In no case is it requisite to administer more than *one single*, simple medicinal substance at one time.”

(3) § 20. “The spirit-like power to alter man’s state of health (and hence to cure diseases) which lies hidden in the inner nature of medicines can never be discovered by us by a mere effort of reason; it is only by experience of the phenomena it displays when acting on the state of health of man that we can become clearly cognizant of it.”

(4) § 279. “The dose of the homoeopathically selected remedy can never be prepared so small that it shall not be stronger than the natural disease, and shall not be able to overpower, extinguish and cure it, at least in part, as long as it is capable of causing some, though but a slight preponderance of its own symptoms over those of the disease resembling it (slight homoeopathic aggravation) immediately after its ingestion.”

(5) § 264. “The true physician must be provided with *genuine medicines* of *unimpaired* strength, so that he may be able

to rely upon their therapeutic powers; he must be able, *himself*, to judge of their genuineness."

(6) Appendix, page 301. "The doctrine of the *divisibility* of matter teaches us that we cannot make a part so small that it shall cease to be something, and that it shall not share all the properties of the whole."

These and other fundamental statements of the master brought me to my senses. But not until they were explained and elucidated. Now let us carefully notice these in detail and ascertain, if possible, where the cause of failure might be.

(1) *Making favorite remedies of medicines.* Suppose you are called to treat a case of acute diarrhœa. The moment you enter the patient's room and learn the nature of the disorder, how naturally the mind reverts to the last case of diarrhœa cured and the remedy which proved so effective! But this is the very thing the prescriber must not permit for one minute. If you do, nine chances in ten your "potency" will prove to be worthless. If the patient is an adult, let him, in his own words, portray the image of the sickness. If an infant, let the mother or nurse speak for it until the picture is stamped upon your mind. Then, having committed the same to writing, symptom by symptom, and only then, should you begin to cast about for the remedy. If you first fix in your mind a remedy which you know cured another patient of diarrhœa and then begin to question the witness to see how close he comes to that drug picture which you hold in your memory, failure is almost *certain*. First fix in your mind the disease image of that particular patient as evidenced by the symptoms which he has expressed or which others have observed, all of which you have committed to writing, *then look for the remedy*. If there is one odd, peculiar and unusual symptom, and you do not remember in what proving it has been brought out, now is the time to open your repertory which should always be found in your medicine case, and *know* that you select a *similar* not only for that symptom, but for the *image*. The doctor who has no time for such preliminaries, or who is afraid to carry a good repertory, is mighty apt to discover sooner or later that he has a poor lot of potencies!

(2) *One single, simple medicine.* I was once called in consultation to see a young lady almost choked to death from tonsillitis. The attending physician, who thought he was a homoeopath, was giving belladonna and mercurius vivus. He did not seem to know that every dose of the former killed the previous dose of the latter. I advised him to discontinue the belladonna and give merc. v., 3M., instead of the third, and the patient improved in a few hours and went on to a rapid recovery. Whatever the sickness, if any given medicine is indicated, *no other drug in heaven or earth, or under the earth, is.* Not only so, but any other medicine given with or in alternation, in rapid doses, is almost certain to interfere with the curative action of the indicated remedy. Hence, any doctor who falls into that slipshod method of "alternation" as it is commonly known, is most certain to discover some very bad potencies in his case. If you want to approach the success which Hahnemann had in prescribing, *do as Hahnemann says—give one single, simple medicine* at one time.

(3) *The spirit-like power which lies hidden in the inner nature of medicines.* Reflection forced me to acknowledge without question or doubt that the curative principle in medicines is, in itself, imperceptible to man; that that principle is a *power*; that it is a *spirit-like* power; that it *lies hidden* in medicines, and that it is hidden in the *inner nature* of medicines. The color, taste, weight nor any other sensible element of drugs cannot and will not reveal their curative principle. It is only by their dynamic action on the vital force of the human organism, and especially the healthy human organism, that such revelation is possible. This vital force is itself a *spirit-like dynamis*; and the spirit-like dynamis of a medicine, through the sentient nerves, impresses itself in its own peculiar way upon the animating power of the human body, and by signs and symptoms, like handwriting on the wall, reveals in an unerring and infallible way, the curative principle of *that* medicine. And while a very crude and incomplete picture of the artificial disease may be secured from the crude drug, the finer shades and most reliable symptoms are unfolded from the use of the higher potencies; and this is because the curative power, and sick-making power, lies *hidden*

as a spirit-like dynamis in the *inner nature*, and the inner nature is hidden in the material elements of a drug, and the human system is utterly incapable of appropriating all of its curative principle when administered in its crude form. This is evidence enough that the Creator of these two spirit-like powers—the vital force and the drug dynamis, never intended that crude drugs should pass down the human throat. Particularly is this doctrine confirmed by the undoubted curative principle unfolded and developed from inert substances, such as clay, tin, salt, etc. This is undeniable proof that the spirit-like power lies hidden in the *inner nature*; for where is the homoeopath who does not know by experience the inestimable value of these medicines when potentized to a moderately high degree, say 200th or more. Another confirmation is, that the crude drug in some acute cases, if indicated, will partially relieve; a potency will pick up the thread there and carry it further; but a higher potency of the same drug is often required to complete the case. So potentization unfolds and sets free the curative principle and at the same time *develops* the spirit-like power of a medicine, giving it free access to the vital force of the human system, so that any medicine can be appropriated by any system so long as there is reactive power, provided the potency is high enough. The physician who looks upon medicines with materialistic eyes is sure to classify himself among those who are always unfortunate in getting poor potencies.

(4) *The dose never too small if capable of causing even a slight Homeopathic aggravation.* Hahnemann teaches that the so-called Homeopathic aggravation is, in fact, but a preponderance of the symptoms of the indicated medicine—the symptoms of the artificial disease, which owing to its *similarity* to the symptoms of the existing natural disease, impresses the observer as an aggravation of the latter. And as long as the dynamis of a drug is capable of doing this, though the Roman characters fail to designate how high the potency is, *it is not too high.* That is certain; for the master said so. Now the doctor who daily prescribes medicines so low that on each succeeding visit he discovers *new symptoms*, and proceeds from day to day to prescribe for the

symptoms produced by the medicine last administered, is certain to conclude that lectures, articles and pathogenetic reports are a waste of paper. The constant study of Hahnemann was how to get the dose *small enough*; but that of many of his professed followers is *how to not get it too small!* This, if Homeopathy as taught by Hahnemann is a real medical science, is *progressing backward!*

(5) *The true physician must be provided with genuine medicines, and be able himself to judge of their genuineness.* I have never received but one potency, and that was from a pharmacy, which I threw away as worthless; and that was long before I knew how to test them. I am fond of securing a small powder from such a man as J. T. Kent, H. C. Allen, or E. B. Nash, after he has tested it repeatedly and says it is O. K. If such a graft is placed in an envelope, sealed, and *sent around the world*, I would have great confidence in it after placing it in a new vial and pouring over it some Homeopathic alcohol. But when I find it indicated, or think I do, administer it and observe even a slight Homeopathic aggravation—*that is the test*—I would not take a farm for it. But right here I must mention a very important point taught by Hahnemann, and the one which I found the most difficult to practice, viz.: give one dose, or certainly not more than two or three in chronic cases, *then wait*; and in acute cases repeat until improvement sets in, *then wait*. That waiting process is a large part of scientific Homeopathic prescribing. Here let me say to our good doctor that some of the most brilliant cures I ever made were by the use of sepia 50 M. I have not used it lower for many years. When you find a woman with a yellow saddle across her nose; menstrual discharge *early, profuse and dark*; acrid, smarting leucorrhœa before menstruation; during the flow, *violent bearing-down pains* and a sensation as though she *must cross her legs to prevent everything from coming out through the vagina*; dirty-yellow spots on the face; great sadness and weeping; burning; shooting or stitching pains in the cervix uteri, *extending upward*; sense of *weight in the rectum* which is *not relieved* by an evacuation; urine, thick, oily and *very offensive*, leaving a pinkish sediment *which adheres to the vessel*, you send and get *one dose* of my sepia 50 M. and give

no other medicinal substance, and you will be a converted man. But, however genuine the potency when received, it is one of the easiest things in the world to spoil it. Always fill your vial from a graduate which is *never used for any other purpose*. If some remains in graduate, *throw it away*. If you turn your alcohol bottle up to every vial in your case, you will soon have that bottle of alcohol like the Dutchman's calf—"ringed, streaked, striped and speckled all over alike." Remember, your potencies are *spirit-like*. Keep your alcohol bottle away from them. The potencies should also be kept well corked and in a dark place. With these precautions, genuine potencies will work like magic (when indicated) a thousand years to come.

(6) *We can not make a part so small that it shall cease to be SOMETHING, and that it shall not share ALL the properties of the whole.* One drop of belladonna contains *all* the properties of that medicine as fully and as completely as a barrel of that tincture. That that one drop has *hidden* in it the curative principle, the spirit-like power, becomes evident when it is diluted and potentized; and such a potency, if sufficiently unfolded and developed, is capable of curing *anything* that belladonna can cure. But the masters in the science will all agree that the 200th will cure where the 30th cannot; that the 3 M will cure where the 200th cannot, and that the 50 M will cure where the 3 M cannot. This wonderful discovery, this unutterable, indescribable science of Samuel Hahnemann, by the process of dilution and succussion, seems to bring out of the hidden recesses of the crude matter a *spirit-like power*, and the further the more powerful. But this cannot be made available, in itself, in the practice of medicine. Its chief corollary is to choose that remedy which has produced in the healthy an image of artificial sickness most *similar* to the image of natural sickness now to be cured. When our good doctor singles out lycopodium (a remedy which is of little use in a low potency), and says, "I can just bet on the successful result every time the remedy is the least indicated," we should remember that if it is only the *least* indicated it will result in a glancing shot. It may remove one symptom or so under such circumstances, but could not cure the patient. And again,

when he singles out arnica and says, "I have grown to look upon it as almost a specific in capillary bronchitis of babies," we should all remember that no medicine on earth is either almost or altogether a specific for bronchitis or any other so-called disease. If possible, the Homeopathic prescriber should not allow any remedy to enter his mind while getting those symptoms of the patient which portray the image of his sickness. This accomplished, he can then decide what medicine has a corresponding, not like, but *similar* picture in its pathogenesis. In this way he can always find the specific *for that individual patient, in that particular sickness*—the only specific known to man, or possible in the science of medicine. Now, in conclusion, I think the reader can almost read between the lines my convictions as to why some fail in the use of high potencies. (1) They may have spoiled their potency. (2) They may have alternated with another medicine, thus interfering with its action. (3) They may have selected a given medicine because it cured another patient under the same diagnostic name. (4) They may have relied upon the *color* or *taste* as a means of perceiving the curative principle. (5) They may have repeated and repeated until the vital force found no opportunity for reaction. But (6), and *most likely*, the chief factor entering into the failure was that they failed to administer the medicine which, in its proving, proved itself capable of producing an artificial sickness most similar to the natural sickness which they sought to cure.

If the thoughts submitted result in the persistent study and effort of one honest, earnest, zealous doctor, until he shall triumph in *one* undoubted cure by the dynamized drug, I shall be fully repaid; for if he convinces himself that the dynamic power of *one* drug actually cured, his reason will teach him that the same possibilities are open to all medicines, but each according to its own peculiar nature and all according to the law of *similars*.

Galesburg, Ill.



EVERY DAY PRACTICE



Peculiar and Unusual Cases Wanted

HOMEOPATHIC REMEDY BETTER THAN BEST HOPES FROM SURGERY.—Mrs. M. W., with her first child in the sixth month, came from a nearby town, after having been told by two doctors that there was no help for her except in surgical treatment on the larynx though they did not assure her what benefit would be gained thereby.

Larynx, soreness each spring for three years past, occurring first time in March, then in April and this year in May, from which time it has continued until July. Sensation of rawness in larynx, aggravated by cough and talking, though there is inclination to talk. Voice hoarse, fugitive, unable to make audible sound at times in midst of sentence.

Cough from irritation low in trachea (?) day and night, with pain beneath sternum. Dry, hard cough aggravated morning and evening; by warm air; by heat of stove; by motion; talking. Ameliorated in open air. Expectoration must be swallowed. Face dull red during long, exhausting paroxysms.

Chills daily, frequently, suddenly; extend up back and appear to settle in mammary glands. Face pale during chill.

Mammae, aching pain at close of chill. Secretion of milk much decreased four weeks ago at time of brother's sudden death. Increased again until past few days when there is less.

Nausea suddenly with faintness, frequently, daily, worse toward evening.

Thorax, sudden, stitching pains in evening.

Weakness intense, past month, especially past week; walking difficult, must drag legs, so weary.

Coryza past two weeks both nostrils ulcerated on outer wall; watery discharge and brown crusts, leaving soreness when picked off.

Sleepless, tossing until midnight or 1 a. m. Restless all day, desires to walk.

Thirst, unquenchable with large drinks. Has used porter.

Tonsillitis or quinsy recurring every winter, past four years and in childhood. Tonsils enlarged, slightly reddened.

Emaciation continuing.

Tongue, white coating, bitter taste. Food has altered taste.

Mucus collects in pharynx, relieved by deglutition.

Diarrhoea; several evacuations daily past two weeks. Begins in morning on rising and continues until retires at night. Amelioration reclining. Before evacuation pain in lower abdomen. Evacuation yellow, mushy, copious. None today (10 a. m.)

Urine, dark yellow, not offensive; sediment brown, adherent, about three pints.

Menses returned five and a half months after parturition; had been irregular, occurring from three to eight months apart. Pain before and at beginning of flow and when it ceased. Ameliorated by free flow. Flow intermittent, dark, offensive or bright red; small clots.

Depressed mentally, usually cheerful, singing. Unable to sing because of her voice.

Perspiration scant; only after exertion; mostly on face.

Had dysentery ten years ago, also brain fever. One summer malaria. Chills in evening.

Pulse 114; temp. 99.6. Four days later temp. 98.5, pulse 84.

Suffocative sensation begins with buzzing sound in ears, followed by constriction of larynx and thorax; accompanied by heat, ameliorated after sits. Began when three months pregnant, occurred at intervals during pregnancy and since.

Consultation of Kent's Repertory under rubrics "Chills up back," "Expectoration must be swallowed," "Urinary sediment adherent" led to consideration of Gelsemium, Lachesis and Phosphorus.

Gels. 79m was administered on July 31st.

Aug. 8. Voice improved daily; all symptoms and self generally improved. Back, sacral aching aggravated stooping.

Aug. 18. Reported that she had been chilled in the cars and was hoarse in evening, on arriving home. The buzzing in ears and constriction of larynx and thorax had followed, continuing four hours. Reported chills up back, large tonsils and thirst for large drinks. Further study of the entire case led to the use of Phos., 20m.

Before the next month ended she reported she had no complaints, had a sensation of increasing weight and large supply of milk in mammae for the baby. There was no occasion to give him food. The voice became steadily clearer and she sang about her work as usual. The last heard from her was in October when she wrote for more medicine. This result was many times more satisfactory than any surgical treatment could have been for it restored order in all the functions with absolutely no harm to any local tissues. The array of symptoms at the time of first visit is significant enough to one who reads below the surface. Without this treatment she was given no encouragement although she was but twenty-six years of age. Who would not want Homeopathy when such results are possible for such serious conditions? What could be more prompt, mild and permanent in action?

Julia C. Loos, M.D.H.M., Harrisburg, Penn.



SPECIAL ANNOUNCEMENT BY LOCAL ARRANGEMENT COMMITTEE, AMERICAN INSTITUTE HOMEOPATHY, KANSAS CITY, MISSOURI.

While the time since the changing of the meeting place of the American Institute of Homeopathy, from Oklahoma City to Kansas City has been short, and the task of arranging for its entertainment made correspondingly more difficult, nevertheless, it has been a pleasant undertaking and a work of fraternal devotion. When our worthy president, Dr. Copeland, visited us in January, we did not feel at all sanguine as to our ability to care for the Institute in a manner satisfactory to ourselves. However, when the matter was definitely settled, the professional brethren of Kansas City came together with a hearty good will and have succeeded in making such arrangements as we feel certain will please the attending membership.

KANSAS CITY.

We who have lived here many years and have known Kansas City through most of its developmental period may perhaps be pardoned in the pride we take in what we believe to be the greatest city west of the Mississippi. Not only great in its manufacturing and industrial enterprises, but also from an aesthetic point of view. As a commercial center it ranks seventh in bank clearings and likewise takes the same rank among the cities of the United States as a manufacturing point. Here may be seen great packing houses, soap factories, machine shops, stock yards and all the vital forces that form the backbone, brawn and sinew of a great city. In 1900 the official census gave the two Kansas Cities a combined population of 210,000. Today more than 400,000 souls come and go within their limits.

The topography of Kansas City formed by hills and river valleys, naturally lends itself to beautification. Through its park board Kansas City has developed one of the most complete systems of boulevard drives and parks to be found anywhere in the United States, and nothing can be more charming than to drive along these rock roads, combining as they do the natural beauty of the landscape and the charm of delightful homes built along their borders. They wind in and out, through forest and over hills, giving a kalidescopic view of stream and wood and distance.

HEADQUARTERS.

It has been the aim of the committee in selecting headquarters that the membership of the Institute might be afforded accommodations equal to, if not better, than might be found at any other place in the city, keeping in mind that a reasonable charge would be worthy of consideration. We have selected for such headquarters, the New Coates house, at Tenth street and Broadway. This is a thoroughly modern, first class hotel, entirely fire proof, conducted on both the European and American plan; three dollars per day and up, American, and one dollar and a half per day and up, European. We feel that we have been fortunate in securing this arrangement. Especially is the New Coates house desirable for our meeting, because of the number of rooms which they place at our disposal for sectional and committee meetings. The hotel management has kindly secured for us Casino hall, a beautiful room a few doors south of the hotel, in which will be held the general meetings of the Institute and some of the sectional meetings.

It has not been the purpose of the committee to furnish elaborate entertainment for the membership of the Institute, but rather to arrange for their comfort, to the end that they might enjoy the real work of the Institute and at the same time make their attendance one of rest and recreation. The opening session will occur Monday afternoon at 4 o'clock in Casino hall. In the evening a public meeting will be held in the Willis Wood

theater, Eleventh and Baltimore, where the President will deliver his inaugural address. Following the meeting an opportunity will be afforded visitors to meet the President and local members of the profession. Tuesday evening a reception and ball will be given in Casino hall in honor of the attending members and their wives and friends. One of the many attractive features at Kansas City is Electric park, and we are glad to announce that we have made arrangements with the management to entertain the members and our friends at that place Thursday evening. Here will be found Sorrentino's famous Banda Rosa (which will this year have an organization of sixty pieces), first-class vaudeville, dancing, bathing and the pot pourri which goes to make up the whirl and swing of a great amusement enterprise.

For the ladies of the Meissen and associate members a delightful program has been arranged, some of the features of which are an automobile ride over the parks and boulevards, numerous receptions, teas and especially a pipe-organ recital at the Independence Boulevard Christian church by Prof. Edward F. Kreiser, a recognized master in his field.

The program in detail is:

TUESDAY—Opening exercises Coates House, 2:30 p. m., followed by reception and tea.

WEDNESDAY—Automobile ride from 3:00 p. m.

THURSDAY—Pipe-organ recital, Professor Kreiser, 3:00 p. m., at Independence Boulevard Christian church, corner Gladstone boulevard.

FRIDAY—Business meeting, 3:00 p. m., Coates House.

Tea will be served at the Coates House each afternoon at five o'clock, to which the gentlemen are invited.

In conclusion it may be said that the committee has not spared any efforts in the arrangements for the entertainment of the ladies, believing that upon the success of this feature rests the success of the whole meeting socially.

The Critique

Published by The Denver Journal Publishing Company.

JAMES WILLIAM MASTIN, M. D., MANAGING EDITOR
230-1-2 MAJESTIC BLDG., DENVER, COLO.

J. WYLIE ANDERSON, M. D., BUSINESS MANAGER
1-2 STEELE BLOCK, DENVER, COLO.

ASSOCIATE EDITORS:

JAMES TYLER KENT, M. D., 92 State Street, Chicago, Ill.	NORMAN M. SMITH, M. D., 3000 Hennepin Ave., Minneapolis, Minn.
L. CURTIS PHILLIPS, M. D., 12 Palifax Street, Pensacola, Fla.	V. A. HUTTON, M. D., 118 E. Second Street, Florence, Colo.
RUDOLPH F. RABE, M. D., Hoboken, N. J.	HARRIET HORNER, M. D., Castine, Maine.
CARRIE E. NEWTON, M. D., Brewer, Maine.	ALBERT F. SWAN, M. D., Brighton, Colo.
ROY C. FISHER, M. D., Kechi, Kansas.	SAMUEL S. SMYTHE, M. D., 230-1-2 Majestic Bldg., Denver, Colo.
A. H. GRIMMER, M. D., 2908 Lake Park Ave., Chicago, Ill.	R. del MAS, M. D., Centreville, Minn.
NORMA M. BALDWIN, M. D., Hagerman Bldg., Colo. Springs, Colo.	J. E. HUFFMAN, Healdsburg, Cal.
F. E. GLADWIN, M. D., 1708-10 Chestnut St., Philadelphia, Pa.	G. E. DIENST, M. D., Naperville, Ill.
JULIA C. LOOS, M. D., 30 N. Second Street, Harrisburg, Pa.	W. J. HAWES, M. D., 4th and Broadway, Los Angeles, Cal.

Communications of a literary nature, books for review and exchanges should be addressed to the Managing Editor. Those relating to business matters, inquiries for advertising rates, space, etc., should be addressed to the Business Manager.

MATTERS FOR PUBLICATION, NOTICES OF CHANGE IN ADVERTISEMENTS SHOULD BE IN THE HANDS OF THE RESPECTIVE DEPARTMENTS BY THE 15TH OF THE MONTH PRECEDING DATE OF PUBLICATION TO INSURE ATTENTION. No attention whatever will be paid to communications unless accompanied by signature and address of the author. We would respectfully request that correspondents be particular to write upon but one side of the paper, write plainly, spell correctly, and bear in mind that there is such a thing as the proper use of capital letters and punctuation marks.

EDITORIAL COMMENT.

A BUSINESS PROPOSITION:—In order that the American Institute membership might be increased in as business like manner as possible, and at the same time have the cause of homeopathy presented to the public and the profession in a reasonably reliable and respectable way, Dr. Royal S. Copeland, President of the Institute, suggested at it's last meeting, adoption of the following thoroughly business-like sentiments:

1. **Resolved**, That a committee of seven members be selected to consider the feasibility of establishing a Board for the Promulgation of the Homeopathic Doctrine and Institutions, and employing a field secretary and such office force as may be necessary to carry out its functions.

2. **Resolved**, That should this committee consider the matter favorably that at the next meeting of the Institute it report a detailed plan for carrying it into effect.

I am of the opinion that if the committee in question ever goes before the Institute membership at Kansas City next month with a favorable report that the certainty of establishing such a board, as outlined in the foregoing resolutions, will be but a mere matter of formality, as a majority of the membership cannot help but see that something must be done to arouse interest in the Institute or else the meetings of this, the oldest Medical Society in the United States, will be wholly unnecessary.

The forthcoming meeting gives promise of being one of the most enthusiastic and largely attended of any within recent years and will be a very opportune time to spring something of the sort suggested by Dr. Copeland in the resolutions printed above; in addition, if some such man as Copeland himself could be persuaded to accept a position on the firing line, the cause of homeopathy would make a much-needed forward movement.

A great deal, too, will depend upon the sort of material from which officers of the Institute are made, and THE CRITIQUE hopes that some of the "younger set" will be recognized as men of the hour, and that such will be honored at the forthcoming meeting with positions of trust; I believe that Dr. Joseph Hensley, Oklahoma City, would be a very available article for the position of first vice president.

M.

* * *

"WHAT IS THE MATTER WITH HOMEOPATHY?"—

In the May issue of *Medical Century*, Dr. C. E. Fisher of Chicago, and former editor of the publication propounding the question, asks the foregoing query and then proceeds to give a by no means satisfactory answer to the conundrum.

Doctor Fisher has had charge of a railroad construction company's hospital in the South, during the past four or five years and during that time, notwithstanding repeated efforts on his part to secure capable assistants from the ranks of newly-graduated homeopathic doctors, has been unable to secure anything in that line, and has been forced to employ old-school assistants and to call into consultation members of the "regular" school of practice. Notwithstanding the fact that he communicated with several hospitals in the North and East he was unable to secure even *one* homeopathic surgical interne; in a quest for additional assistance later on he was able to get but one homeopath. This prize package was from the Chicago Homeopathic and Cook County Hospital, and the "*crudest prescriber I have had on my lists*, though from splendid homeopathic stock." (I substituted those italics.)

To the assistants he paid \$100 per month, to which was added board and horse feed for each; quite a tidy little sum for a new beginner, in addition to which he was given opportunity for se-

curing practical experience rarely offered any young man, and, as Dr. Fisher remarks: "Something must be the matter in some way, or these situations would not exist, inasmuch as no homeopaths could be secured to fill these very desirable positions."

The writer claims that the "matter" lies with ourselves, but goes at the solution of the problem from the wrong end of the dilemma, inasmuch as he declares "we need ten thousand more homeopathic doctors today."

Of what earthly use would ten thousand more homeopathic doctors be if they all proved to be "crude prescribers" and not capable of entering into competition with old-school graduates for positions which, naturally, belonged to them?

Taking as a basis of reasoning the law of supply and demand I contend that instead of needing ten thousand more homeopathic doctors today, that what we need still more is a movement which will educate one hundred time ten thousand people up to a knowledge of what homeopathy really is and then require our so-called homeopathic colleges to educate their students up to and away beyond this standard. To do this it will be necessary to teach *homeopathy*, from *homeopathic text-books* and by *homeopaths* who would not only teach the principle but would practice it in their private and daily practice, and who would not be ashamed to preach it from the housetops if necessary.

When this time comes the supply of homeopathic physicians will be up to the demand.

Man is a lazy animal at best and the very exceptional ones are not overanxious to reduce their mental and physical vitality to too low gauge by an over-indulgence in work. *It takes work* to become a thorough homeopath; it takes time and toil to establish one's self in a good paying practice no matter what special brand you may handle and it takes determination to succeed at any cost, and in many instances at the sacrifice of nearly all social and domestic pleasures, if one expects "to win the prize."

A few additional damfool stateboard laws tacked on to the foregoing handicap and it will not be necessary for what few colleges we now have, to continue in the business for the purpose of educating men and women into the mysteries of medicine; and as for the conundrum which heads this article, that will be changed to one more comprehensive in its scope and will read: "What is the Matter with the Practice of Medicine in General?"

What is the matter with Homeopathy?

Homeopathy is just the same today that it was when the old guard made it a household guard and guide.

There is nothing the matter with homeopathy; the fault lies with *homeopaths*, who fail to follow the teachings of the principle.

M.



Miscellaneous Matter



Send Us a Personal Item Occasionally

Have you finished that paper for the A. I. H.?

* * *

Denver had the first snow storm of the summer the 4th of May.

* * *

Thirty-five out of the one hundred and two counties in Illinois are "dry."

* * *

The May meeting of the Denver Homeopathic club was devoted to clinical demonstration.

* * *

Doctors were put ferninst each other at the recent election held at Littleton. The "wet" doctor won out.

* * *

Secure your ticket for the meeting at Kansas City the 22nd inst., and be sure it reads via the Union Pacific.

* * *

Associate Editor T. E. Carmody of the **Denver Medical Times** is the proud pah-pa of a brand new boy son. Congratulations.

* * *

We regret to see the president of the Iowa Homeopathic State society, **pleading** with the members to attend its meetings.

* * *

Considerable damage was done by fire in the gallery of the museum of pathology, Boston University School of Medicine, March 9th.

* * *

Dr. D. A. Strickler made a flying trip to Cleveland, Ohio, and Mt. Carroll, Illinois, the latter part of April, returning the fore part of last month.

* * *

Pulmonary tuberculosis is not necessarily contracted in a Pullman, although, no doubt, numerous cases could be traced to this contraction of the devil.

* * *

The Cleveland Homeopathic Medical college issued diplomas to a class of eleven at its commencement exercises held at the Hollenden hotel, May 8th, 1908.

* * *

Of course no one will overlook the excellent article by Dr. Gladwin to be found in this issue of **The Critique**. We are glad to say that there will be another one next month.

* * *

Much dry weather up to May 1st has made it possible for the advocates of "dry farming" to show their sharpness during the coming season. We hope they will make good.

Dr. C. Gurnee Fellows, Chicago, announces the removal of his offices from the Marshall Field Annex to 31 Washington street. His practice is confined to eye, ear, nose and throat exclusively.

* * *

Dr. John F. Roe has been appointed assistant chief surgeon of the D. & R. G. system, with headquarters at Denver, Colorado. He was formerly chief surgeon of the D. & R. G. hospital at Salida.

* * *

Dr. Pearl B. Wheeler has been appointed as special inspector of public school children. She is the daughter of Dr. Byron A. Wheeler and a graduate of the Denver Homeopathic Medical college.

* * *

A new resident physician has been selected for the County hospital and a doctor from Cleveland, Ohio, has secured the place—we were going to say plum first, but we guess that job is no pudding.

* * *

Dr. Fred P. Taft was an agreeable caller at **The Critique** editorial offices the first of last month. He is located at Longmont, Colorado, and we are pleased to say, doing good work for homeopathy in his locality.

* * *

Chicago doctors will attend the Institute in large numbers, and a special train over the "Burlington" will provide the transportation facilities. Those attending from Colorado will find the Union Pacific to be the proper caper.

* * *

Progress will hereafter issue on the first of the month instead of any-old-time as heretofore, and the first number under this arrangement was on time to the dot. Just another case where **The Critique's** "told you so" has made good.

* * *

We regret to notice the account of an accident to Dr. William Edmunson, which appeared in the **Denver Medical Times** for May. His foot was badly crushed by having a horse step upon it. We hope to hear of his speedy recovery.

* * *

Annals of Surgery, volume XLVI., No. 3, tells about one Jacobson telephoning to the bladder. Hadn't better let the Colorado Telephone company hear of that or they will be wanting to put in a "private" wire some place else besides your home or office.

* * *

Among the current news items in the **Cleveland Medical and Surgical Reporter** is an article which says: "To a recent graduate or any reliable homeopathic physician, young or middle-aged, who has \$15,000 to invest in the purchase of a physician's home," etc. Say, should not that come in the department set aside for jokes?

Dr. Albert F. Swan has been elected member of the school board at Frederic, Colorado. A rather cheerful letter from that locality and from him convinces us that all is well with the doctor and family. Be good, Swan, and you'll be correspondingly happy.

* * *

In the gloaming, oh my Darling,
Where the nights are six months long;
If I called and stayed 'till midnight,
Do you think the old man would set the dog on me?

* * *

Dr. Charles M. Worth, a homeopathic physician of Denver, has been elected to the board of directorship of a new telegraph company which proposes to put profits into its pockets by pounding down the exorbitant rates of the old companies. More power to it say we.

* * *

Owing to overwork, Dr. George F. Shears has been obliged to give up his work in Hahnemann college, Chicago, covering the latter part of the college year. A much-needed vacation, it is hoped, will restore him to his usual health by the time commencement takes place.

* * *

The College of Dental Surgery, connected with the dental department of the University of Denver, held commencement exercises at Trinity Methodist church in this city Tuesday evening, May 12th, at which time a class of thirteen was given diplomas. Mr. George Sullivan of Aspen was one of the honor men of his class.

* * *

After an absence from college work for over two years Dr. J. Richey Horner has again entered the faculty of the Cleveland Homeopathic, taking the chair of neurology. We have heard Dr. Horner's name mentioned numerous times for the position of president of the A. I. H., and believe he would make a very capable official.

* * *

Just a little the "niftiest" piece of program printing which has come under our personal observation for the past some time, is that of the California State Homeopathic Medical society. The meeting is past history now, but the program should keep green its memory for a good long time. Riverside was the place of meeting and May 13th the date.

* * *

The Supreme Court of the state of Illinois has decided that the ordinance which makes vaccination compulsory in Chicago is illegal. Thus another state has taken a hand in a tussle which has torn many communities in two, but which has been decided so often against the advocates of this barbarous practice as to convince one that their energies devoted to most any other effort might result in much good. Try it.

A brief communication from Dr. W. A. Burr, dated at Pasadena, California, May 10th, conveyed the comforting information that the good doctor and his estimable wife were enjoying the best of health and not making any special preparation leading up to their return to Denver. Among other things he says: "We Like it here too well to make any change for the present." **The Critique** is delighted to make this statement.

* * *

The Charles Woodhull Eaton Memorial Fund Association has been organized at Des Moines, Iowa, to carry out the wishes and suggestions of the Doctor, which were to create a fund to educate homeopathic physicians. It is the purpose of the association to accumulate a fund, the income from which will be used in making loans to worthy men and women who are desirous of acquiring a homeopathic medical education. Here is a propagandic movement that deserves undivided support.

* * *

Dr. William V. Neel, a good homeopath, by the way, is the efficient health officer of Henderson, Kentucky. **The Critique** finds itself indebted to the good doctor for a copy of his annual report and from the amount of work which it shows of his having done during the past year, there is no reason to believe that he has "soldiered" any on the job. There were 215 deaths out of an estimated population of 17,500 or an annual death rate of 12 per 1,000. Pretty healthy town, that Henderson, Kentucky.

* * *

Twenty-two Denver-Gross Medical College students evidently complied with all examination requirements inasmuch as that institution gave diplomas to a graduating class composed of this number, at the recent commencement exercises held in this city. Trinity M. E. Church was the place and May 14th the date of this important event. The Very Rev. Dean H. Martyn Hart delivered the address and there was a musical program of considerable merit besides. Taking everything into consideration the send-off of the Gross gang was quite auspicious.

* * *

Doctors are given credit with doing all sorts of things. One of the latest freaks in this line is from Skowhegan, Maine; the doctor at this locality with a fierce-sounding name, having no telephone communication and being desirous of securing as much business as possible with the least effort, trained fifty carrier pigeons and then gave them to as many regular customers. The moment any member of a family having one of the pigeons becomes ill, the bird is liberated and the doctor does the rest. Wouldn't that put a pill in your pipe? **Fifty regular customers** and still no use for a telephone! Oh, well, we have heard of some funny things in Skowhegan before this last eruption.



READING NOTICES



O f I n t e r e s t t o E v e r y b o d y

BRIDGE THE GAP.—During the spring months, especially if the weather has been of the varied sort, the profession has its hands full of cases recovering from respiratory ailments and which need particular care to steer them safely to normal health.

There is a distinct gap which must be bridged over. It is the gap between an actual pathological entity and complete health. If, during this interval, the patient's strength is conserved and added to and he is properly protected, such a grave sequela as the grafting on of a tubercular process is avoided, and the patient progresses to a normal state.

To bridge this gap nothing is quite so serviceable as a palatable cod liver oil preparation. The representative of this class of remedies is Hagee's Cordial of the Extract of Cod Liver Oil Compound, and it is in constant use by the profession and with most gratifying results.—*The Medical Era.*

* * *

THE PERIODICAL NERVOUS HEADACHE.—Among the most common ailments, especially among the young, are the periodical nervous headaches, and three or four times as many females as males are afflicted with them. Dr. A. F. Schellschmidt of Louisville, Kentucky, states that "they generally manifest themselves about the time of puberty and are very severe for a few years, but with increasing age the attacks become less frequent, until at the age of forty they seem to almost disappear and are seldom or never seen after fifty. They are associated with vertigo, nausea and vomiting. The pain is in and around the eyes and while the attack lasts there frequently is partial or total blindness. Those who complain of this trouble suffer from prodromal symptoms for several days before the attack shows itself in an active form, which symptoms differ in different patients.

When treatment is demanded it is more for the pain than anything else. Opium will relieve but does more harm than good as it leaves the system in a worse condition to resist a subsequent attack. Antikamnia tablets give great relief and act quickly. An emetic will sometimes abort an attack. The bowels should be kept open and those diuretics which hasten the elimination of the urea should be administered. If the attacks are due to a reflex nervous condition the cause must be sought and treated.

The adult dose of antikamnia tablets best suited for the relief of these headaches is every three or four hours."

* * *


THE BORDERLAND OF DISEASE.—There is a growing tendency on the part of medical men to recognize the pathological importance of certain, at present, little understood conditions of the blood. Some of these indeterminate deviations from the normal present none of the aspects of the anemias, but nevertheless bear a direct relation to increased susceptibility to bacterial infection. The studies of Wright

on the opsonins, so-called, are of special interest in this direction, inasmuch as they have in a measure converted many of our abstract theories into concrete facts. That certain constituents of the blood may be diminished without apparent decrease of the corpuscular elements or of the hemoglobin, is at last fairly well established, and while the specific properties of these constituents are not as yet definitely known, there is abundant reason for attributing certain phases of malnutrition, as well as a general lowering of organic resistance to bacteria, to their absence or decrease. The clinical expression of this blood weakness, or chemico-physiologic deficiency, is subject to great variation, but the symptom-complex usually consists of a general physical decline, loss of weight, increased tendency to fatigue, and a fickle or decreased appetite—all of which go to make up a picture of what is usually loosely termed general debility. In addition, when the blood dyscrasia is marked, two objective symptoms are frequently noted. These are slight transitory enlargement of the cervical lymphatics and a marked susceptibility of the skin to abrasions and infection. Simple injuries produce wounds that heal poorly and the processes of repair seem to be very feeble and inadequate.

This, then, in a general way, constitutes what may be called the borderland of disease, a condition which even if it does not always precede tuberculosis, typhoid fever, pneumonia and many other diseases, certainly favors their development and tends to increase their severity.

The correction of this indefinite but none the less dangerous state of the blood is always urgent, particularly because of the favorable opportunities presented for increasing the resistance to those diseases to which it predisposes.

Regulation of the diet, careful attention to the personal hygiene, and as much outdoor living as possible are the essential features of the careful treatment of this condition of blood depravity. A good tonic is quite necessary in connection with the foregoing, and Pepto-Mangan (Gude) has been found very effective. Its pronounced hematogenic action is well known, and the rapid hematosis which result from its administration unquestionably has a decided influence in coincidentally raising the relative immunizing power of the blood. Reparative processes in wounds are stimulated, simple glandulous swellings disappear, and tangible improvement in the general bodily nutrition rapidly follows. All this is accomplished, moreover, without placing the slightest tax on the digestive tract, and the patient is thus able not only to derive the fullest benefits from every effort in his behalf but the course of his recovery is progressive and unbroken. His vital resistance is materially raised and the balance of functional vigor restored to the normal. That the extent to which this is accomplished measures the decreased liability to infectious disease, can no longer be doubted.



WILLIAM DAVIS FOSTER, M.D.,
President-Elect A. I. H.

VOL. XV	ORIGINAL ARTICLES	No. 7
Denver, Colorado, July 1st, 1908		

Entered at Denver Postoffice as Second-Class Matter.

NATRUM SILICATUM.

By James Tyler Kent, M.D., Professor Materia Medica Hahnemann
Medical College and Hospital, Chicago.

The times of aggravation of the symptoms of this remedy are morning, *forenoon*, *evening*, *night*, and after midnight; he feels marked amelioration during the forenoon. Formation of recurrent abscesses; it relieves the pain and hastens the flow of pus in abscesses. AVERSION TO THE OPEN AIR; the symptoms are worse in the open air and he is extremely sensitive to a draft of air. The symptoms are worse from stimulants; he is sensitive to every change of weather from warm to cold and to cold damp weather. He feels all used up after coition. He is worse from cold in general, from cold air, from becoming cold, and after becoming cold; he is always taking cold. He feels worse and his symptoms are worse after eating; he is worse from slight exertion. He emaciates rapidly. Symptoms are worse after cold food, cold drinks, fat food, and milk. There is a marked lack of vital heat. Heaviness felt in body and limbs. Formication through the body. Induration of glands. Inflammation of external parts; of bone, excessive physical irritability and sensitiveness to jarring. Great *lassitude and desire to lie down*; lying ameliorates and motion aggravates. This remedy is full of pain; pain in the bones; the pains in the body are boring, burning, *cutting*, pressing, sore, *stitching and tearing*. Pressure ameliorates many symptoms. There is marked pulsation felt all over the body and in the limbs. Pulse fast in the evening and until 2 a. m. There is marked sensitiveness in the remedy. The bones and glands become very sensitive. The symptoms are worse after sleep, worse from touch, when walking and after

wine. Trembling and twitching. Great weakness; in the morning, from walking; NERVOUS WEAKNESS. He is weary throughout the proving.

MIND:—He becomes angry when contradicted; anxiety in the evening and during the night but especially before midnight; anxiety at night in bed; after eating; on waking; during the night. Concentration of mind is difficult! He has lost all confidence in his own judgment. There is confusion of mind in the morning and in the evening; after eating; FROM MENTAL EXERTION; on waking. He is overconscientious and there are moments of being discouraged and sometimes despair; dullness of mind on waking; worse from reading or any *mental exertion*; all the mental symptoms are worse from *mental exertion*. He is very excitable. He wakes up with anxiety and fear. His memory is very weak; he forgets almost everything. He is *easily frightened*. The female provers become quite hysterical. The first stage of imbecility is the general character of many mental symptoms. He is very indifferent to his friends and surroundings; irresolution is a strong feature and he cannot conclude to do one thing or the other. Irritability in the evening; after coition; after sleep. He no longer desires to live and seems to loathe life. A high degree of mental prostration prevails. Restless during the night driving him out of bed and with it there is great anxiety. Sadness during menses, with weeping. Extreme sensitiveness to noise. Starting from fright; *from noise*; from sleep. Indisposed to take a part in any conversation. Vertigo at night; with headache; from mental exertion; while walking; when turning in bed.

The following particulars will always yield to this remedy whenever the above generals strongly predominates:

HEAD:—There is tension of the scalp and especially of the forehead; *falling of the hair*; hyperaemia, fulness and heat of the head at night, felt especially in the forehead; heaviness of the head and forehead. It is a wonderful headache remedy: the headaches are of many kinds and the circumstances numerous. Pain morning, afternoon, *evening* or night; pain worse after eating; from motion; *from exertion*; MENTAL EXERTION;

before and during menses; binding up the hair in women; *from noise*; rising from sitting; sitting; after sleep; stooping; straining eyes; walking; wine. Pressure ameliorates; very hot applications are grateful. It is very useful in periodical headaches. With coryza there is severe pain in the forehead especially on the left side; comes on in the morning; pain in forehead above the eyes; pain in OCCIPUT; sides of head; temples; pain bursting; drawing in forehead; dull, jerking. Pressing from mental exertion in forehead, as if brain would be forced out; pressing in occiput, temples, forehead; stitching in forehead; sides of head; temples; stunning pains in the head; tearing pains in the head, forehead, sides of head, temples; perspiration of forehead; pulsation in head, forehead, vertex; twitching of the head. Uncovering the head brings on headache.

EYE:—The lids are stuck together in the morning. Fistula lachrymalis. Heaviness of the lids; inflammation with ulceration of the cornea; inflammation of the lids; itching of the eyes and lachrymation. Biting, burning, pressing, sore, stitching pains in eyes. Paralysis of the optic nerve. Photophobia, especially in daylight. Staring appearance; swollen lids; dark colors before the eyes; sparks in the field of vision. The vision is dim. Symptoms are worse from exertion of vision.

EARS:—Itching in the ears; noises in the ear with vertigo; humming, ringing and roaring in ears; pain in ears and behind ears; stitching. Tearing in and behind ears; pulsation in ears. Stopped sensation. Hearing is acute for noise. Hearing is impaired.

NOSE:—Fluent coryza with cough. It cures catarrh of the nose with crusts and greenish, *offensive, purulent, thick* or *yellow* discharges. Epistaxis in the morning and on blowing the nose. The nose is obstructed during the night. Smell acute at first, later lost. Much sneezing. Ulcer high up in nose.

FACE:—The lips are cracked; the face is pale, even earthy, or red with headaches; sometimes yellow. Eruptions on face worse on nose; herpes around lips; vesicles on lips; itching. Some pain in face. The glands of lower jaw swollen; *swelling of the submaxillary gland* and lips; ulcer on the lip.

MOUTH:—Bleeding gums; *dryness of the mouth*; saliva flows freely; speech is difficult. Taste is bitter, bloody. Metallic, sour. The teeth are painful during the night, and after eating; better from warmth. The pains are boring, digging, pulsating and stitching. The teeth are sensitive.

THROAT:—The throat is inflamed and red, *very dry*. He hawks much to clear the throat of thick, yellow mucus; sensation of lump in the throat; pain in the throat on swallowing; burning and stitching in the throat. Swallowing is difficult. It cures goitre and swollen cervical glands.

STOMACH:—The appetite is increased and even ravenous; aversion to meat; a sensation of emptiness in the stomach. Eructations after eating: empty, tasting like food, sour; waterbrash. Many symptoms of stomach are better after eructations. Fullness after eating. Heartburn. Weight in the stomach and hicough after eating; loathing of food; nausea morning and evening, and during diarrhoea; pains in stomach after eating; cramping, pressing, after eating; stitching pain; sore and tender to touch. Pulsation in the stomach. Retching. Sensation of a stone in the stomach. Extreme thirst, worse at night; during chill. Vomiting on coughing; after milk; bile, bitter; mucus.

ABDOMEN:—Distension after eating; obstructed flatulence; fulness and gurgling; a commotion in the abdomen. Hard, heavy abdomen. Pain in morning, afternoon, night; after eating; in hypogastrium; in hypochondrium; burning, cramping, cutting, stitching in hypochondria, liver and spleen; rumbling in bowels. Sensation of tightness in abdomen.

RECTUM:—Constipation with difficult even soft stool; fruitless urging to stool; inactivity of the rectum; unsatisfactory stool. Constricted anus. Diarrhoea morning and evening, from milk, painless; stool bloody, frequent slimy, thin, watery; constipation with stool hard, light colored, soft, scanty. Formication of the anus and much flatus. Itching. Pain after stool; burning during and after a hard stool; soreness of anus, with cutting, stitching and tenesmus.

BLADDER:—Pressing in the bladder; tenesmus; constant or frequent urging to urinate; worse during the night; urination

frequent during the night. Involuntary urination at night. Must wait long for urine to start in the morning. After urination he feels that he has not finished. Emission of prostatic fluid during a difficult stool; enlarged prostate. Burning during urination. The urine is hot, cloudy, *copious*.

GENITALIA:—Troublesome, painful, violent erections; the glans penis is inflamed; itching of the penis and scrotum; pain in the testes; seminal emissions. Sexual passion increased. Swelling of the testes. It greatly restrains the progress of cancer of the cervix uteri. The desire is much increased. Induration of the cervix. Leucorrhoea copious and yellow before menses; menses absent, copious, frequent or late; protracted, scanty. Bearing down in the pelvis as in prolapsus. Pain in left ovary during coition.

AIR PASSAGES:—Irritation in the larynx; hoarseness; respiration is rapid; asthmatic, *deep, difficult, short*.

COUGH:—Cough in daytime, morning, afternoon, evening, *night*; dry, hacking cough in morning; loose cough in the morning; cough from irritation in the larynx; cough during chill; cough with expectoration morning and evening. Expectoration bloody, greenish, *offensive, purulent*; viscid, yellow, tasting putrid, salty.

CHEST:—Constriction and oppression of the chest; pain in chest on coughing. Pressing in the region of heart. Rawness in chest on coughing; chest feels sore and bruised on coughing; stitching in sides of chest, especially the right. Palpitation strong, worse at night, after eating. Swelling of the axillary glands.

BACK:—Coldness of the back; itching of the skin of the back; pain in the back during menses; on motion; while sitting. Pain between the scapulae; pain in lumbar region in stooping; pain in sacrum; aching in back; lumbar region; burning in lumbar region; drawing in cervical region; soreness in spine; stitching between scapulae; in lumbar region, in sacrum. Perspiration on the back; stiffness of the cervical region; during headache. Tension in the cervical region. Weak feeling in small of the back.

EXTREMITIES:—Awkwardness in using the hands and in walking. Coldness of hands, lower limbs, *legs*, FEET; evening in bed; corns that are sore and sting; cracked skin of hands and fingers. Cramp in calf, foot, toes. Vesicles on fingers and lower limbs. Heat of hands; of feet; of soles. Heaviness of upper limbs; *lower limbs*; feet. Itching of upper limbs; lower limbs; legs, *soles*, toes. Jerking of limbs during sleep. Jerking of lower limbs. Numbness of the right arm in the morning; of the arm lain on; of feet. Pain in joints, pain in shoulder. Bruised pain in limbs. Drawing pain in elbow; forearm; lower limbs; thighs; knee; leg. Stitching in hip, thighs, knees, legs, ankles, soles, heels. Tearing in limbs; joints; upper limbs; shoulders; upper arm; elbow; wrist; fingers. Tearing in *hip*, thigh, knee, leg, foot, toes. Paralytic weakness of side of body; right arm and right lower limb. Perspiration of hands and *feet*. Restless arms and feet. Stiffness of the limbs. Oedematous swelling of feet and legs. Tension of calf. Tingling of fingers. Trembling of hands and lower limbs. Twitching in limbs; upper limbs; forearm; thighs. Weakness of limbs; upper limbs; hands, lower limbs; thighs; *legs*, ANKLES; feet!

SLEEP:—DREAMS ANXIOUS; previous events; frightful; of ghosts; nightmare; murder; pleasant; VIVID. Falling asleep late. Restless sleep. Sleeplessness before midnight, *after midnight*; with sleepiness. Sleep unrefreshing; waking too early; too frequent. Sleepless during nightly fevers.

CHILL:—Chill morning; forenoon; evening in bed. Chill in cold air; after eating; one-sided, chilliness. Shaking chill. Internal chill. Flushes of heat. Fever without chill or sweat from 9 p. m. until 2 a. m. with very red face and hot skin.

PERSPIRATION:—Perspiration nights; cold, on *least exertion*; profuse.

SKIN:—Biting after scratching. Blotches here and there in the skin. Burning skin. Coldness of the skin. During motion. Dry burning skin. Eruptions: Boils; burning, moist; dry; herpetic; itching; painful; pimples; stinging; urticaria; vesic-

cular. Formication. Itching biting, burning, crawling worse after scratching. Itching stinging. Moisture after scratching. Sensitive sore skin. Unhealthy skin.

92 State Street, Chicago, Ill.

RAMBLING NOTES IN MATERIA MEDICA.

By Rudolph F. Rabe, M.D.

Offensiveness always suggests psorinum and where discharges of any kind are so characterized this nosode must be thought of among the possible curative remedies to be considered. Bertha J., aged 4 years, was afflicted with a chronic purulent left sided otitis media following upon measles; the child, light haired, blue-eyed and phlegmatic in appearance, with enlarged post-auricular glands, had been given mercurius, hepar sulphur and pulsatilla by her father, without benefit. The discharge being greenish-yellow in color was also decidedly offensive, and the ear was sensitive to touch, paining at times during the night and relieved by the application of external warmth. Reference to Boenninghausen's Therapeutic Pocket-Book showed the following brief analysis:

Fetid discharges from the ear. P. 41—ARS., ARS. IOD., cub., claps, MERC., PSOR., TELL. *thuja*;

Purulent discharges: MERC., PSOR.

Three doses of *psorinum C.M.*, (Skinner) at intervals of twelve hours, were given and cured quickly; no local treatment of any kind was used.

In stubborn eezemas, in addition to the dirty, greasy appearance of the skin, a history or the presence of an offensive diarrhoea will frequently decide the choice for psorinum.

The diagnosis of appendicitis is not always easy, particularly in women, and no doubt is often mistakenly made. A recent case seems to justify the diagnosis, if the following symptoms and signs are to be considered at all typical. Mrs. L., without any history of previous constipation had gone two days with-

out stool, when she was taken with severe pain in the ileo-caecal region and vomiting. Upon my arrival she had already taken a seidlitz powder in the early morning, which had caused a normal stool to follow. Examination disclosed great tenderness at the mid-omphalo spinous line, but no rigidity of the rectus abdominis muscle or tympanitis. Pulse 100 and small; temperature in the mouth 100.2°. The patient gave a history of recurrent attacks of diarrhoea lasting ten to fourteen days at a time. Her tongue was red and cracked, with a white coating on the left side. There was no appetite but much thirst for cold water. Chilliness all over body, the hands and forehead cold and clammy. Eyes feel heavy, legs heavy and feeling of weakness all over. Attacks of diarrhoea usually come on about 5:30 a. m., hurry her out of bed and are entirely painless. The stools are watery. The patient is of a very nervous temperament and is generally worse in wet weather, and especially so before a thunderstorm. I leave to the pathologist the task of figuring out the relationship between thunderstorms and the pathological condition presumed to be present. Of course, the symptom picture is classic, calling plainly for phosphorus of which three doses, at intervals of three hours and in the 30th potency, were given.

Eleven hours later the pulse was 74, temperature 98.4 and the patient asking for food.

There has been no trouble since. A recent case of follicular tonsolitis in a young woman, gave some trouble in the selection of the remedy, owing to the paucity of the poorly defined symptoms. An inquiry into the patient's history disclosed the fact that similar attacks had often occurred before and always just before or after the menstrual periods. The appearance of the throat showed nothing characteristic. A few doses of lac caninum, 30th, cured the tonsilitis and a chronic dysmenorrhoea as well, although the existence of the latter had not been made known at the time of making the prescription. An illustration of the fact that the acute remedy is sometimes the needful one for the underlying chronic constitutional condition, as well. Of course we recognize that to the *advanced scientific* homoeopath lac caninum in any potency is an absurdity. Inasmuch, however, as we possess a few facts, one of them bacteriologically proven, in

regard to this animal product, we prefer to retain our faith in the absurdity. A rapid alternation of sides, together with a porcelain-like whiteness of its pseudo-membranous formations, are guiding symptoms.

New York City, May 30, 1908.

ACETIC ACID.

*By G. H. Thacher, M. D., H. M.

C4-H3-O3 Glacial Acetic Acid. Introduced by Hering in 1835.

In Acetic Acid we have another of the traditional household remedies, which, like so many of the medicinal substances in every day use, such as coffee, tea, salt, tobacco, etc., does not show its complaints so markedly until the victim has stopped using it. The poisoning through vinegar establishes a deep, long-acting, miasm. When we have become familiar with its effects, we find what marked result it has had on the human family from the simple action of taking it in food. Like all these other drugs, the more the victim becomes poisoned by it, the more he craves it. From the fact that it is from time immemorial a household remedy, it must have somewhere proved homeopathic to the conditions for which it was used. It is not a remedy which has been carefully proven; and so there are very few of the finer shades to be had.

Great debility (china, pic. ac., sulph). The victim becomes pale, bloodless, waxy, anaemic, dropsical; the blood vessels become friable and ooze easily; so that we have hemorrhagic symptoms from all the mucous membranes and orifices of the body; the patient becomes weak and prostrated. Like all other remedies which have acute anaemia in their pathogeneses, it runs close to a number of remedies; particularly, apis and arsenicum; but it has differentiating symptoms, so that one need not make a mistake.

With this anaemic condition there is, of course, a general, systemic weakness; great exhaustion, and copious, colliquitive sweats. The urine is profuse, light in color and of low specific

*Read before the Hahnemann Round Table, Philadelphia, Pa.

gravity. With the weakness there is much sweating and thirst; which at once differentiates it from apis. The face is pallid, waxy, grey, and ashen; like one who has been subjected to a severe hemorrhage; weakness, or chlorosis. The left cheek becomes very red in fever.

A CASE.

Mentally, the patient is weak, almost no memory. Sudden loss of memory for a few moments; full of delusions; usually associated with cardiac anxiety; fears of something hanging over them in the near future: as irritable as bry., cham., or nux v.; restless; nothing pleases: vertigo; fainting followed by delirium. This, connected with cardiac, tions, and will relieve the intense burning; and often stops the bloody, coffee-ground, vomiting. In such cases, we would expect to find with this terrible thirst, profuse, colliquitive sweat; copious, watery stool; and the cold water hurting the stomach; dropsical condition of the extremities: the skin looks almost like alabaster: with much gastric disturbance.

Back: Myletis with **profuse**, pale urine, of low specific gravity; the pain in the back relieved **only** by lying on the abdomen.

Acetic acid is one of our most important remedies in diarrhoea of impending phthisis with this dropsy of the extremities; the urine is light colored, with low specific gravity. It also is suitable to pleural and cardiac dropsies, i. e., dropsies with pleuretic or cardiac complications.

Emaciation is also marked: like ars., ferr., graph., nat. m., phos. The patient loses flesh while eating well—similar to abrot., iod., sanic., and tuberc. In infants there is profuse, sour, watery, vomiting. General anæmia of nursing women. The mother's milk is watery; deficient in butter fats; the child becomes marasmic. Ofttimes, you will find that the mother has been accustomed to take vinegar to reduce undesirable plethora. If this condition is not checked in these children, they will probably take on chlorosis at puberty; or they will go into tuberculosis.

Cough: diphtheretic, and pseudo membranous croup; in such constitutions, with copious night sweats, watery urine; but no thirst with the fever. Left cheek very red with the fever. Hoarse, hissing, difficult, respiration; cough on inspiration. A suitable remedy to give in impending phthisis with the above symptoms; but a very dangerous one after tuberculosis has set in. It will check the night sweats, and the painless, watery diarrhoea to the lasting detriment of the patient. or nephritic symptoms. With all complaints there is associated this

hemorrhagic tendency. As soon as the system fills up, it bleeds again. Complaints where she has suffered from this hemorrhagic condition for years; or where there has been a recent, severe, hemorrhage; as after abortion, or accouchement; and she is pallid and waxy: in this connection it competes with china.

Face: waxy, pale, emaciated; left cheek very red during fever.

Thirst: the unquenchable thirst of ars. and phos.; yet cold water aggravates him in general. (phosphorus and secale are cold remedies, internally.) There is a peculiarity in connection with this thirst; **that in croupy conditions, mentioned further, there is lack of thirst.** With the intense thirst there are great quantities of pale urine, of low specific gravity. **Fever: with no thirst; no fever—insatiable thirst.**

Hemorrhages everywhere: from the gums, which are scorbutic, ragged and bleeding; teeth become loose, and bleed in their sockets; from the mucous membranes of the nose, eyes and throat; which blederness of abdomen. Hemorrhage from bowels (ars., nit., ac., phos.).

Fatty degeneration of the heart, preceded by lancinating pains in the cardiac region—angina pectoris. This anæmic state causes sleep—come granular and bleed. Vomiting of large quantities of blood from gastric ulcers. Hemorrhages from the bowels in typhus or typhoid. Copious uterine hemorrhages. Hemorrhages from chest in those threatened with phthisis. The mucous membranes have a tendency to throw out pseudo membranes simulating croup and diphtheria. The old housewife found it useful in croup, and you will find vinegar boiling on the stove. Hering has recommended this as a prophylactic for the contagion; destroying the nature of the poison in croup; especially in children of a waxy, pallid make-up; with profuse, watery, urine; great exhaustion; vomiting everything; the vomit sour; but **no thirst with the fever.**

Stomach: complains much of the stomach; much burning and uncomfortable feeling in stomach. Digestion is slow, weak, feeble—everything feels like a load in the stomach; disgust for food; nausea and frequent vomiting; vomits after every kind of food; **insatiable desire** for cold water, which feels like a load in the stomach. With this insatiable thirst, acetic acid has proved its usefulness in such condition—Experience has proven that we must let the painless things entirely alone—particularly in incurable cases; because these things are in the nature of a "safety-valve," a relief along the "line of least resistance." If we deny nature this relief, painful things will come in their places.

Stools: profuse, watery, diarrhœa in phthisical inclined subjects, with swelling of legs and feet. Diarrhœa with colicky pains and tenderness; and a peculiarity is, that in order to sleep, the patient must lie on the face and abdomen.

The inflamed parts ulcerate easily; the ulcers become gangrenous; the vessels become friable; and lardaceous degeneration is followed by severe hemorrhage. A decomposition of the hæmoglobin; almost like crot. hor.

Domestically, it has been used successfully for stings of all sorts; (hypericum); bee stings, spider bites, and bites of all sorts: "it takes out the poison." It has also been used externally for warts, corns and callous places, caused by intermittent pressure of the shoes, or from the handling of tools. Burns and scalds. It antidotes the effects of anæsthetics.

In the use of acetic acid, it is well to bear in mind the following comparative remedies:

Arsenicum: for the extreme restlessness, burning thirst, and anascarca.

China: for conditions resulting from active hemorrhage.

Cina: in ascariidies, and general hysterical conditions resulting therefrom.

Digitalis: for dropsies, with hepatic, or cardiac complications.

Ferrum: for the profound anaemia, with its hemorrhagic diathesis.

Kali bichromatum: for pseudo membranes in ocular and laryngeal conditions.

Lachesis, *crotalus horridus*, and the snake poisons: for the blood decomposition; decrease in the hæmoglobin.

Phosphoric acid: the profuse light colored urine.


Picric acid: for its profound bodily and mental weakness.

Sepia: for its metrorrhagia: showing what a cosmopolitan remedy it is. It is a remedy which should have a further and careful proving in order to bring out the psychological side, and more generals; as it should prove an anti-psoric of the greatest depth and value.

2008 Chestnut St., Philadelphia, Pa.



SPECIAL ARTICLE



CONIUM.

*F. E. Gladwin, M.D.

There was trouble in the Conium family, Grandfather Conium was one of those old smokers who was always found with a pipe in his mouth whether he were smoking or not, and the pressure of that pipe upon the lip had induced a carcinoma. Grandmother Conium's mind had gradually become enfeebled. She was peevish and easily excited about trifles. No one had ever seen the two old people quarreling, but they each had echymosis spots that looked somewhat suspicious. The two needed attention which neither could give the other so Mr. Conium brought them home for his wife to take care of.

Mr. Conium is one of the kind that cannot take the least thing alcoholic without becoming intoxicated. One evening shortly after bringing his parents home, he was out with some friends and took a little wine. As he came staggering home, he fell and struck his back against the curbstone. Ever since that night, if he laughs or sneezes he notices a sharp pain in the lower part of his back and at times there is tingling in the spine as though it had gone to sleep, and the hands and feet often become numb. He is much exhausted after a short walk, or excitement. Mr. Conium will gradually become paralyzed as a result of that fall.

One of the Conium boys in playing basket ball injured an eye and has been confined to a dark room ever since. There is little redness in the eye but the least bit of light causes him extreme pain. During the night the eye is painful even in the dark, severe pains waken him from his sleep.

It is no wonder that Mrs. Conium is discouraged and dissatisfied with herself and surroundings, or that she goes off alone and sobs aloud. These are not all of Mrs. Conium's troubles. She has a little child that has hydrocephalus. The poor little chap suffers much pain on waking and after eating and when

*Read before the Hahneman Round Table of Philadelphia.

she has him out in the open air, but if she binds up his head tightly so as to cause pressure and lays him down and gets him to close his eyes he seems better. If he falls asleep the hard pain wakens him.

Mrs. Conium had a child that had marasmus. He was a pale, sickly looking baby, ravenous appetite, enlarged mesenteric glands, indurated cervical glands, distension of abdomen which was worse after drinking milk, sour eructations worse at night. The little marasmus baby Mrs. Conium did not cure. Perhaps if she had called in her friend and co-worker, Mrs. Baryta-Muriatica, she might have saved it. Mrs. Baryta-Muriatica often completes the work that Mrs. Conium commences. Mrs. Conium took the death of her baby very much to heart. She was greatly depressed, did not want to be alone yet did not want to be with strangers, she wandered about as though half asleep. There was loss of appetite, her hair began to fall out. She became forgetful, could not recall things. It will take Mrs. Conium a long time to recover from the shock of the death of that child.

One day when she was caring for her hydrocephalus child it accidentally kicked her in the breast. She didn't think much about it at the time, but sometime afterwards she noticed an induration at the site of the blow. As time went on the induration slowly increased in size and hardness until the whole gland was involved. It was as hard as cartilage, immovable and painful. The pains were burning, sharp, shooting, piercing, worse at night. The nipple was retracted, the axillary glands enlarged and sore. There was a lack of animal heat, she felt cold, wanted to sit in the sunshine was aggravated in cold weather and snowy air. Appetite was poor, craved coffee, salt, sour things. She was drowsy during the day time, but at night would lie awake until after midnight. As soon as she closed her eyes in sleep, the perspiration started out all over her though most profuse about head and upper portions of the body. It seems hardly worth while for the Conium family to try to sleep, they are so likely to sleep into the aggravative.—Pains, anxiety, fright, perspiration or dreams disturb their sleep, or waken them.

One of Mrs. Conium's daughters was home from school. She had crammed for examination and it had been too much for her

nerves. She is highly hysterical, laughs and cries, complains of a lump in the throat, faints, and even goes into hysterical convulsions.

A CASE.

Miss Ella came to me November 8, 1907, with the following history:

"Father died of consumption, had asthma for years, which finally went to the bowels."

She had abscesses in ear when about eleven years old and "run-arounds" on all her fingers one after another when about sixteen years old followed by abscess just below the knee.

Before sick she was a bright, joyous disposition, fond of work and fond of life in open air, full of sympathy. For seven years slept with a friend who had cancer in both breasts, and took care of her. The friend was not a relative.

Two years ago she nursed a sister who died suddenly and unexpectedly. The shock was so great that she went around as one dazed, neither ate nor slept for four days. Shortly after the death of sister she noticed that her hair was coming out. This continued until one morning two months after the death of sister she awakened and found all that was left of her hair was on her pillow. The pillow was covered. She couldn't believe her eyes when she looked in the glass. She had no hair on her head, no eyebrows, no eye lashes, in fact there wasn't a hair left anywhere on her body. After petroleum shampoos and electric treatment white hair appeared upon scalp, it afterward turned brown, but there are still some bald spots, where she has had severe pain.

In December, 1906, she received a blow from a large heavy poker upon the right breast. Phenol sodique took soreness out first day. Hardness and a little swelling came in areola about nipple which continued until now the whole gland has become hard as cartilage and feels like it, the nipple is retracted; it and the whole areola is depressed. The gland is fastened to the skin for more than half the surface and very sensitive to touch. Pain, burning, drawing, extending to shoulder. Areola red, scaly, sore about nipple, itches, feels drawing from scapula as though the breast were fastened to it. Oozing about nipple bloody and yellow, watery discharge. There was swelling about nipple until put Antiphlogistine upon it, then it became retracted. Glands in axilla enlarged and sore.

Has not menstruated for a year and four months.

Hot flashes for five or six months, heat comes up back into head followed by chilliness.

Wants to get into open air.

Pains in feet drawing up the leg. Cramps draw toes under and a big lump comes in calf.

Confused, can't remember from pain in base of brain where the two bald spots are.

Melancholy for a month. Don't want to be alone, yet don't want to go into society or to meet folks. Leaves her work to go upstairs to be

near her sister, and won't go back to it until her sister goes downstairs again. Weeps if anyone speaks to her, thinks they are finding fault with her and don't love her.

Thinks of all the old sad things that ever came to her and broods over them.

Sleep poor at night, just lies there with no desire to sleep, but toward morning falls asleep, wakens tired. Sleepiness during the day.

Fears to take a bath lest she take cold, used to take cold baths every night.

Perspires from top of head to waist from least exertion.

Dislikes cold weather, used to like it. Can't bear to feel cold.

Coldness across shoulders.

Everything tires her.

Thirst, can't get enough to drink.

Craves coffee which stimulates her.

Constipation, stool difficult.

Urinate frequently.

Expectoration, black lumps.

Upper right lobe of thyroid enlarged, used to be the lower that was enlarged.

Tired across chest.

R, Conium, 71 m., March 28th.

Tonight she is here to tell you that all of the mental symptoms have disappeared. She hasn't an ache or pain anywhere. The hardness is nearly an inch in diameter smaller. You will observe the mammary gland instead of being one hard large mass has divided into many small lumps; it is softening and loosening from the skin; the intense redness that was above the nipple is gone, the retraction of nipple and areola is less. The discharge has nearly ceased. The enlarged axillary glands are smaller, and the soreness nearly gone.

The mammary glands itself is not sore to the touch and she says there is no more pain in it.

Ladies and gentlemen, I have shown this case simply to show the action of conium while it is acting. The disappearance of the mental symptoms and the pain and soreness, the division and dwindling of the tumor, and its beginning to loosen from the skin, the lessening of the retraction of nipple and areola, the decreasing of the dimension of the intense redness, the diminution of the quantity of the discharge, the improvement of the condition of the axillary glands, are what should be expected in the line of cure.

Ladies and gentlemen, will conium cure this case? If not, what remedies will be likely to follow?

1708-10 Chestnut St., Philadelphia, Pa.



EVERY DAY PRACTICE



Peculiar and Unusual Cases Wanted

CLINICAL CASES FROM THE NOTE BOOK.

By W. J. Hawkes, M.D.

DIPHTHERIA—CASE 1.—Boy, aged nine. Was called Sunday and found him about 5 p. m. in a burning fever; restless, tossing, thirsty, anxious and extremely nervous; temperature, $102\frac{4}{5}^{\circ}$; pulse, 150 and bounding. Both tonsils were very much swollen and the surfaces looking toward each other were heavily covered with the characteristic diphtheritic patch; the uncovered mucus membrane was bright red and very much inflamed; the glands on the left side were already very much swollen externally. The boy had been out with his mother in the forenoon. It seemed almost incredible that he had been able to be out that morning, not complaining much, and be in the condition in which I found him at 5 or 6 in the evening.

The symptoms of the patient all seemed to me to point to aconite and belladonna. Being opposed to alternation as a rule (chiefly because it inevitably leads to looseness and inaccuracy in prescribing, and does not teach us as much nor as well as prescribing one remedy at a time), I left aconite, a dose to be given every half hour, till some improvement appeared in the nervous symptoms, or perspiration set in; (the skin was dry and burning hot), then to follow with belladonna every hour for a few doses; afterward every two hours.

The result seemed little less than magical. In half an hour he was in a profuse perspiration and fast asleep, with every observable symptom vastly improved. The disease seemed to have been aborted. When I called in the late evening, he was as quiet as a lamb. In three days I discharged him.

The violence of the onset and the wonderful rapidity with which the patches had formed; their characteristic appearance; the swelling of the neck externally; the high temperature; rapid pulse; the great nervousness and restless distress, showing how savagely the nervous centers were attacked, all made me apprehend trouble, and I told the mother that she might be prepared

for the worst. And I am fully persuaded that had that boy not had aconite he would probably have died.

This occurred in a large private school building, the upper floor of which was used as a residence by the family, the head of which was a teacher therein.

I traced at least four cases to that point, two of which came under my care, and yielded readily to the treatment, but which had nothing peculiar or instructive in their course, and need not, therefore, be detailed here. One of the other two died. He was apparently convalescent, and was taken East, but died suddenly there.

I mention these cases to illustrate two points very important to be understood and remembered, viz: that the most rigid means must be taken to isolate such cases, and that the strictest injunctions should be issued against overdoing on the part of the diphtheritic convalescent. I was criticised as being an alarmist because I insisted upon the school being closed; yet, notwithstanding it was closed, at least four cases originated from this one.

* * *

CASE II:—A lady of about thirty years of age. I saw her first on April 20th. Both tonsils were already well covered with the false membrane, and there was great prostration; headache and backache; she was of the scrofulous diathesis, and the case was very unpromising. At first, I discovered no prominent symptoms for any special remedy. I gave mercurius in different forms during the first forty-eight hours. The patient seemed to be rapidly growing worse, no impression whatever having been made by the treatment. I now observed that the mucous membrane of the fauces not covered by the diphtheritic deposit was of a very dark hue: the nurse and patient both told me that she was very much worse after sleeping, no matter how short a time. This was so marked that the patient actually begged to be kept awake. Not only was her throat much worse in feeling, but she felt "paralyzed all over," she said, when she awoke. Her dread of going to sleep was remarkable. I never saw before this symptom of aggravation from sleep so unmistakably prominent.

I gave her *lachesis*, and the result was most gratifying and astonishing. Improvement, her husband told me, was almost

immediate. I now assured her she would not feel so badly after sleeping, but, so deep was the impression made upon her mind by the distress theretofore following even a few minutes' sleep, it was impossible to convince her, and she still begged her husband not to let her sleep. With the exception of an occasional dose of *belladonna* or *sulphur*, she received no other remedy than the *lachesis*; and she went on to a slow and as yet imperfect convalescence.

Paralysis of the left side of the face is the most uncomfortable sequel in her case: there is also a persistent weakness.

I have never found *lachesis* to fail in making an impression where the symptoms developed in this case exist, viz., the dark hue of the mucous membrane and the aggravation of the symptoms after sleeping. And they are often found in diphtheritis, according to my observation.

* * *

CASE III:—A German girl seventeen years of age. June 25th, at 7 p. m., I found the patient in bed in a low room, about 6x10, on the basement floor, several steps below the level of the street. The neighborhood was poor, surroundings the most unfavorable: there was but one small window in the room, which was tightly closed, though the weather was intensely hot: an unwholesome odor pervaded all.

The patient was in a high fever, pulse 150. She was covered with a feather bed and a profuse perspiration: the throat was very much inflamed, and already the tonsils had each a patch as large as a lima bean, of a very dirty-looking brownish-gray color: the uncovered membrane of the fauces was dark red and highly inflamed: patient anxious and restless, face red. Gave belladonna. On the morning of the 26th, patient seemed better: pulse 130: much more quiet: had rested quite well: face paler: patches spreading: odor from mouth very offensive: continued the belladonna. In the evening, the general symptoms were about the same; I did not change the remedy. On the morning of the 27th, the patient did not seem so well, had perspired profusely in the night—an uncomfortable sweat: there was no thirst to speak of, but much saliva in the mouth, requiring continual use of handkerchief: a patch covered the uvula: there was

a very fetid odor, and the uvula and tonsils, with their false membrane, completely filled the fauces. Gave mercurius corrosivus.

A gargle of equal parts of alcohol and water had been ordered on the morning of the second day, and continued. Also milk punch and beef tea. The latter she did not like, the former she did, and swallowed it with no very great effort. In the evening I found her about the same: pulse 120, same as in the morning. At the morning visit, June 28th, I saw no change for the better; the disease was progressing, and the patch spreading; the patient was more restless and uncomfortable, and speech was difficult. Altogether I could not see that the medicine had had any effect after the first day. She seemed to be going just as I had seen many cases go, under the routine method. I determined that I would try some *lac caninum* that had been given me by a brother doctor, who said he had used it with apparent good effect. I had read reports of cases from the pens of men in whose judgment and integrity and skill I had confidence, soundly endorsing this, to a priori reasoning, absurd remedy. I must confess I would not have tried it had I seen that my prescriptions were in any way affecting the patient, or had seen sharp indications for any other remedy. Neither did I see any special indications for this particular remedy; few, indeed, are published.

On the evening visit there seemed a decided improvement, especially in the pulse, which was only 108. The pulse, it must be remembered, however, is not the best index to the condition of the diphtheritic patient, but she said she felt better; could speak more plainly, and with less effort. The appearance of the throat was unchanged, except that the mucous membrane was of a less angry red, and seemed more natural. I was encouraged and continued the remedy.

On the morning of the 29th, at 7 o'clock, the report was not so good; the patient had had a less restful night (considering the severity of the case, she had been sleeping quite well). The pulse was not quite so regular, but about the same in frequency—106; there was not much change in the appearance of the throat. I observed, what had not appeared before, that the patient's head

and neck and shoulders were all wrapped up in woolen clothing, and that she held a cloth over her mouth. On asking the reason, she told me she could not bear the cool air to enter her mouth; that it made her throat hurt; made it "burn and bite"; neither could she bear the least air to blow on her head, neck or shoulders. I asked her if she liked cold drinks: she replied that she did not, because anything cold made her throat so much worse. She wanted everything warm, as warmth made her throat feel better. Prescribed *arsenicum* because of the sensitiveness to cool air, especially about the head, neck and shoulders, and the general aversion to cold. *Arsenicum* has also a marked effect on the fauces, no matter how it may be taken into the system; even by inunction, or per anum, showing that its influence is upon the nerves governing the parts, rather than by direct contact and chemical effect. It produces, also, the remarkable prostration of diphtheria. There is no disease in the catalogue which produces a prostration so disproportionate to its apparent severity and length, as does diphtheritis, so there is no remedy which has "prostration" in its pathogenesis so markedly as has *arsenicum*. All the symptoms of this drug are relieved temporarily by the application of heat. To be sure, the arsenicum patient wishes cold drinks, but their contact with the stomach always produces unpleasant feelings, often vomiting. It produces a burning in the throat. Altogether it seemed to be the similitum of this patient's symptoms.

On the evening visit I fancied a general improvement; the appearance of the throat was certainly no worse; I continued *arsenicum*.

On the morning of the 30th the patient seemed still a little better; she did not mind the air so much, and the throat was not so dry. I neglected to state that I ordered the mother to place a pan of hot water with half a cup of alcohol mixed in it under the nose of the patient, throwing a cloth over the head, thus causing the patient to inhale the hot vapor five or ten minutes every two hours. It seemed to have the effect of relieving the unpleasant dryness or "biting" in the throat. The patch seemed of a greenish black shade, and looked gangrenous—another indication for *arsenicum*. In the evening the patient was quite feverish,

the face was red and warm, with a warm sweat all over; there was some headache, and an eruption very much like the scarletina eruption covered the face, and appeared a little on other parts of the body. The pulse was full and fast, 120. I gave a few doses of *belladonna*, with instructions that when the symptoms for which it was given disappeared, the *arsenicum* should be given again. The appearance of the throat was fearful, and the odor disgusting, filling the whole room.

July 1st, in the morning, the patient was better. The membrane showed, for the first time, signs of detachment; instead of the fauces being one solid mass of gangrenous-looking membrane, I could now see between the tonsils; the uvula seemed to be sloughing off. The odor was still horrid; pulse 120; she could talk and swallow better.

I neglected to mention in its proper place, that the girl's menses should have come on about the time she was taken ill, but had not yet appeared. I have noticed in several cases the fact that diphtheria seemed to derange the sexual functions of the female. In one case they came on out of time during an attack. In another, the womb trouble began after an attack in a woman who had always been unusually well in those parts—a species of neuralgia of the uterus, and a soreness over that region having remained more or less constantly ever since, a period of eighteen months.

On my evening visit, July 1st, the patient seemed still better, so that for the first time in her illness I felt that she might get well. Did not change remedy, and vapor continued.

July 2nd. Still improving; patches beginning to disappear.

July 3rd. She is still improving. The face is flushed, and there is a little headache; pulse 115. *Belladonna*. I see her now only once a day. The appetite is returning; the membrane does not disappear *en masse*, but looks as if it were sloughing off, and has an unwholesome, dirty, brownish appearance; the uvula looks rotten, but the patient feels well; she is not hoarse, swallows easily, talks clearly, and acts strong.

July 4th, 10 a. m. The patient slept well all night; says she feels well; the pulse is 90, strong and regular; ate bread and butter, besides her milk, and relished it; the throat is almost

clear of the membrane, but does not look natural nor healthy; seemed so well that I should not have called next day, had not another member of the family, a boy of seven years, been attacked. As it was, I gave her directions about how to conduct herself for every day of the week, telling her to sit up so long the first day, so much longer the second day, etc.; always to avoid sudden or violent exercise; not to attempt to step for three days; and promising her that she might be dressed and about the house in one week. I left her perfectly easy in my mind, satisfied that, barring accident, she would fully recover.

I was sent for in haste about 4 p. m., but was out, and did not receive the message until nearly 6 o'clock, when I found her dying from paralysis of the heart and lungs. The face was deathly pale, there was slow, labored breathing, slow and irregular pulse, and unconsciousness. I was dumbfounded. On inquiry as to the oncome of the bad symptoms, I learned that she was well and bright until about noon, when they gave her beer, of which she drank *three glasses within the space of five minutes*. She soon after fell asleep, awoke in a high fever and in terrible anguish, complaining of a distressing pain in the side (which side the friends could not tell me), from which she went into the comatose condition in which I found her. She had had visitors also, although I had left strict orders that no one should be allowed in the room, except those who had been with her as attendants.

Such occurrences are extremely disheartening to the physician.

The connection between the cause and result is easily traceable through a natural chain of events; the tendency of diphtheritic patients is to sequelae of paralysis, the nerve centers being especially affected. The direct result of this enormous quantity of stimulant upon a system already weakened to the last extremity was to stimulate it to the highest degree; and, when the inevitable proportionate reaction came, the depression went beyond the power of endurance, and paralysis resulted, the patient dying of paralysis of the nerves governing the heart and lungs.

Wright & Callender Building, Los Angeles, Calif.

The Critique

Published by The Denver Journal Publishing Company.

JAMES WILLIAM MASTIN, M. D., MANAGING EDITOR
230-1-2 MAJESTIC BLDG., DENVER, COLO.

J. WYLIE ANDERSON, M D., BUSINESS MANAGER
1-2 STEELE BLOCK, DENVER, COLO.

ASSOCIATE EDITORS:

JAMES TYLER KENT, M. D., 92 State Street, Chicago, Ill.	NORMAN M. SMITH, M. D., 3000 Hennepin Ave., Minneapolis, Minn.
L. CURTIS PHILLIPS, M. D., 12 Palifax Street, Pensacola, Fla.	V. A. HUTTON, M. D., 118 E. Second Street, Florence, Colo.
RUDOLPH F. RABE, M. D., Hoboken, N. J.	HARRIET HORNER, M. D., Castine, Maine.
CARRIE E. NEWTON, M. D., Brewer, Maine.	ALBERT F. SWAN, M. D., Brighton, Colo.
ROY C. FISHER, M. D., Kechi, Kansas.	SAMUEL S SMYTHE, M. D., 230-1-2 Majestic Bldg., Denver, Colo.
A. H. GRIMMER, M. D., 2908 Lake Park Ave., Chicago, Ill.	R. del MAS, M. D., Centreville, Minn.
NORMA M. BALDWIN, M. D., Hagerman Bldg., Colo. Springs, Colo.	J. E. HUFFMAN, Healdsburg, Cal.
F. E. GLADWIN, M. D., 1708-10 Chestnut St., Philadelphia, Pa.	G. E. DIENST, M. D., Naperville, Ill.
JULIA C. LOOS, M. D., 30 N. Second Street, Harrisburg, Pa.	W. J. HAWES, M. D., 4th and Broadway, Los Angeles, Cal.

Communications of a literary nature, books for review and exchanges should be addressed to the Managing Editor. Those relating to business matters, inquiries for advertising rates, space, etc., should be addressed to the Business Manager.

MATTERS FOR PUBLICATION, NOTICES OF CHANGE IN ADVERTISEMENTS SHOULD BE IN THE HANDS OF THE RESPECTIVE DEPARTMENTS BY THE 15TH OF THE MONTH PRECEDING DATE OF PUBLICATION TO INSURE ATTENTION. No attention whatever will be paid to communications unless accompanied by signature and address of the author. We would respectfully request that correspondents be particular to write upon but one side of the paper, write plainly, spell correctly, and bear in mind that there is such a thing as the proper use of capital letters and punctuation marks.

EDITORIAL COMMENT.

INSTITUTE ITEMS IN INSTALLMENTS.

THE TWO HANDSOMEST physicians in attendance at the Kansas City meeting were Doctors Fahenstock, of Piqua, Ohio, and Huntoon, of Des Moines, Iowa.

* * *

AT THE MEETING of the bureau of Clinical Medicine, presided over by Dr. A. M. Duffield of Citronelle, Ala., the presiding officer made vigorous and vociferous use of a gavel shaped from wood from an oak tree under which surrender of the last battle of the civil war was made. It is needless to say that the noise of the voting brigade at the rear of the hall came near calling for surrender on the part of the gavel in question.

DR. JULIO CONVAIRSE, a South American homeopath, requested to be made a corresponding member of the Institute and his request was voted upon favorably.

* * *

THE K. C. TIMES of June 25th referred to the Meissen society as the *Uteissen* society. It is pretty tough to have your name spelled wrong in the list of fatalities isn't it?

* * *

COLORADO was pretty numerously represented at the meeting, Doctors Peck, Kinley, Harris, Walker and Mastin from Denver and Dr. F. A. Faust from Colorado Springs.

* * *

OUT OF A FACULTY of thirty-seven, credited to the College of Physicians and Surgeons of Denver, but seven claimed membership in the A. I. H. Almost at the end of the list.

* * *

F DOCTOR A. B. NORTON, of New York, would restrain his propensity for "talking" the proceedings of the meetings would be very greatly improved insofar as their interesting features are concerned.

* * *

ANOTHER KANSAS CITY MAN was honored by one of the associate societies. Dr. J. M. Patterson was made President of the O. O. & L. society, receiving the unanimous vote of that organization for the place.

* * *

AMONG THE LARGE NUMBER of good papers presented before the bureau of materia medica none were more appreciated than that of Dr. F. E. Gladwin, of Philadelphia. THE CRITIQUE will publish it next month.

* * *

DENVER'S COLLEGE was given a free bill, if the report of the Council of Medical Education is to be taken as a guide in such matters. Dr. Royal in his report referred to this institution as having complied with all the requirements; added new equipment; enlarged its faculty and otherwise improved things, so that it now dwells under the sheltering wing of the A. I. H. I was going to say something more about this institution but will permit time to decide upon whether it will "be good" in the future or not.

THE ABSENCE of Alphabetical Gregg Custis, Washington, D. C., was amply compensated for by the presence of Dr. H. H. Baker who exposed to view hirsute facial decorations which quite put the former gentleman's growth of grizzly gray on the ground.

* * *

KRAFT'S "CHARIOT" was the center of an admiring group wherever it might have been anchored. Two very charming daughters of the doctor made it possible for many to envy him his position notwithstanding the unpleasant features connected with his case.

* * *

THE ATTENDANCE at the Kansas City meeting was very much in excess of many meetings heretofore held, but there was room for many more. I am pleased to say that those who participated in the program were amply repaid for the many inconveniences experienced in reaching Kansas City.

* * *

AMONG THE EXHIBITORS none presented a more complete line of their specialty than Antiphlogistine, Boericke & Tafel and Mellen's Food. All of these firms were represented by courteous and energetic gentlemen who permitted no opportunity to pass whereby they might make friends for their products.

* * *

TWO HUNDRED AND TWELVE NEW MEMBERS were enrolled at this meeting and it is reasonable to suppose that many more would have "jined" had the proposed propagandistic movement been in active operation prior to this particular event. Next year we hope to see the membership swelled by at least a half thousand.

* * *

THE NEXT MEETING PLACE will be decided by the new executive committee aided by the outgoing committee. If the politicians had been permitted their pleasure the newly elected committee would have been obliged to postpone their participation in the planning of this meeting, until next year. Speaking of politics: I wonder what the Institute would do if Drs. B. F. Baily, George Royal and, well say a few others, should die. The cut and dried manner in which everything was run off convinces me that a majority of the members might just as well re-

main at home insofar as having any hand in the management of things is concerned.

* * *

DR. J. RICHEY HORNER proved a good loser. When the result of the election for president was announced it was seen that Dr. Foster had been elected by a vote of 133 to 65, Dr. Horner immediately introduced a resolution making the election unanimous and at the same time paid a very courteous compliment to his competitor. That's right, Richey, be a sp-nort.

* * *

THE CRITIQUE takes great pleasure in presenting a picture of Dr. Wm. Davis Foster, President-elect of the American Institute of Homeopathy. I look for the other journals to do this in their August issues, if they do so at all. Dr. Foster is a most charming gentleman and looks very much like the late lamented William McKinley. The secular press in speaking of him says that he took up the study of medicine at the age of sixteen, this study was interrupted by the civil war and other stirring events. At the age of twenty-one he was surgeon of the Seventh cavalry, Missouri volunteers. He is a convert from the old school; he is chief surgeon of the Kansas City Southern Railway and is sixty-seven years old and was born in Boone, Ia. I look for many good things to come from the election of Doctor Foster to the presidency of the American Institute.

* * *

JOURNAL OF THE A. I. H. is to be the title of the new publication provided for at this meeting of the Institute—that is if a sucker of a publisher can be found to act as an “angel” to the enterprise. This is a pet plan which Bailey and Royal have dreamed of for a good many years and notwithstanding the vigorous hammering it received from Dr. C. W. Fisher of Chicago, and he talked like a man who knew whereof he spoke, the committee on Institute Journal succeeded in hypnotizing a majority of the membership present into thinking that it was the only means of making the Institute into any ways near a close second to the A. M. A. I don't know whom the committee will select to steer this frail craft over the publication rapids, but I do know that a very large number expressed an opinion favorable to the secretary-elect for that position. Whoever undertakes the task may not expect much peace of mind as he proceeds on his perilous journey. Just think of the “lost manhood” advertisements he will be called upon to approve of and other features calcu-

lated to make peace with his patrons and other pleasures a stranger to him. I think about the severest penalty which could be imposed upon the promoters of this proposition would be to compel them to take active charge of the project; if, as they no doubt would say, they have not had a sufficient amount of practical experience in the matter, then it is very evident that none of them had any business on a committee whose powers and privileges made it possible to put such a load as this proposed journal will prove itself to be, on the shoulders of the American Institute. THE CRITIQUE wishes the new venture unlimited success.

* * *

THE BUREAUX of Homeopathic Materia Medica and that of Homeopathics were well represented and drew about as large audiences from the different societies as any other. Dr. James Tyler Kent delivered a characteristic lecture upon a very interesting topic as the opening address of the former section and Dr. Rabe made his audience sit up and take notice when he told them a few things about homeopathy. Mrs. Kent accompanied her distinguished husband and was an interested spectator at most of the meetings of the Institute up to the time of her departure for home Thursday night. From many sides I received the information that not for lo! these many years had materia medica and homeopathics been paid so much attention as at this last meeting. When such men as Kent and Rabe are placed at the heads of such sections, nothing else is to be expected in view of the fact that both are *homeopaths* from the ground up, and then some.

* * *

THE ELECTION OF OFFICERS took place according to schedule and resulted in the selection of the following gentlemen:

President: Wm. Davis Foster, M.D., Kansas City, Mo.

First Vice President: A. E. Carmichael, M.D., Philadelphia.

Second Vice President: Joseph Hensley, M.D., Oklahoma City, Okla.

Treasurer: T. Franklin Smith, M.D., New York City, N. Y.

Secretary: Frank Kraft, M.D., Cleveland, Ohio.

Necrologist: G. T. Showers, M.D., Baltimore, Md.

Registrar: J. H. Ball, M.D., Bay City, Michigan.

Censor: W. E. Riley, M.D., Fulton, Mo.

The only office for which there appeared any contest was that of President, but the very decisive vote cast for Dr. Foster showed a most unanimous sentiment in favor of that gentleman.

I suppose most of our ponderous publications will give out this information along some time in August. THE CRITIQUE is nothing if not right up to the minute in the matter of news.

* * *

AT A MEETING of the alumni of the New York Homeopathic Medical College held at the Coates House, Tuesday evening, June 23d, a large number of alumnus of this old institution were assembled together. Dr. Copeland, the newly-elected dean, attended this meeting and assured his hearers that insofar as it laid in his power, *homeopathy* would be the paramount feature of this college's curriculum; that in making his selection for faculty members, and of which he has been given full control, ability and fitness in homeopathic teaching would be given the preference. I am informed that Dr. Copeland has been given a five year contract with salary of \$6,000 per annum and it is not at all unlikely that in doing this the New York Homeopathic College has conferred an equal honor upon itself to that shown Dr. Copeland. I am inclined to the belief that professors on this faculty in the future will be compelled to keep step or fall out of line; Copeland's jaw indicates an ability to take care of himself and to see that all others attend to business or give a good reason for failure; it is up to that New York bunch to make good or retire.

* * *

KISSES AND KASH. Dr. Hamilton F. Bigger, "Rockefeller's private physician," "Bishop of Cleveland" and a few other things, had the additional honor of "Honorary President" thrust upon him by the Institute. At the conclusion of a few fitting remarks anent the honors and the pleasure it afforded him to accept of the same Dr. Bigger suggested that the proposed propagandistic fund be increased by popular subscription, and signified a willingness to contribute \$100 to such fund. This immediately drew forth many more contributions of a like sum, and in order to stimulate generosity and otherwise give ginger to the event, the Bishop offered to "kiss from the bottom of his heart" all the ladies present who would loosen up. Not a few took advantage of this most generous offer and I take pleasure in witnessing the fact that Dr. Bigger did his duty in every event. As a result of the round up over five thousand dollars were raised in less than a half hour and if a Field Secretary is selected it is a pleasure for me to know that he will have a sufficient amount of real money at his command to give the movement an opportunity to prove of vast benefit to the Institute's future.



New Medical Books



A Text-Book of Clinical Medicine. Treatment. By Clarence Bartlett, M. D., Professor of Medical Diagnosis and Clinical Medicine in the Hahnemann Medical College of Philadelphia; visiting physician to the Hahnemann hospital. 1,223 pages. Cloth, one volume, \$8.00. Half morocco, two volumes, \$10.00. Book expressage extra. Philadelphia. Boericke & Tafel, 1908.

We regret that the foregoing got into the wrong department, but assure our readers that it will receive a reliable review in these pages August issue. Publishers will please send all such works to the editor in order insure prompt attention. M.

A MANUAL OF PRACTICAL OBSTETRICS.—By Frederick W. Hamlin, M. D., Professor of Obstetrics, New York Homeopathic Medical College and Hospital; Visiting Obstetrician to Hahnemann Hospital and Flower Hospital. Bound in flexible leather; 520 pages. Price, \$2.50 net. Boericke & Runyon, Publishers, New York and Philadelphia. 1908.

No work of recent issue has had crowded into a limited space so much that was good and so little that was absolutely useless as the foregoing; it is, as was announced by the publishers, a practical book for practical men and is about as free from theoretical matter as it is possible to make a work of the kind. Heretofore works upon this very important subject have been burdened with a lot of trash that was neither interesting to read nor of use after one had wasted time in looking them over. Not so with Dr. Hamlin's book; it bubbles over with good common sense and, barring a few therapeutic side steps, may be relied upon in its entirety. There are some few homeopathic physicians who would wage war upon the author's treatment of several different disorders, especially where he has advised old school methods, but, as he says, such recommendations have stood the test of time and experience, and consequently need no apology, inasmuch as they have given the best results obtainable up to the present time. The little work will, no doubt, receive a most hearty welcome from members of the profession desirous of obtaining something which will be of practical use in every day practice. We would advise the new beginner, especially, not to waste too much time in the study of many of the alleged text books on obstetrics, but to secure one of the books referred to in this article and forever after feel that they had something upon which they could place some reliance. M.



Miscellaneous Matter



Send Us a Personal Item Occasionally

Dr. N. G. Burnham has returned from his trip across the pond.

* * *

The Denver Homeopathic gave diplomas to a class of six students.

* * *

The Kansas City meeting is past history, but will not be forgotten soon by those who attended.

* * *

While in Honduras on a business trip, Dr. A. A. Clough, former health commissioner of Denver, died there on May 30th.

* * *

Judge Shattuc, one of the broad-browed bench warmers of the District Court of Denver county, says that man is usually the cause of divorce.

* * *

The Colorado Homeopathic Society will hold its twenty-third annual meeting in Denver, September 8th and 9th. Clinton Enos, M. D., is the president.

* * *

Dr. Albert F. Swan came in and swapped stories with the editor the fore part of last month. He was looking well, and has not complaint to make regarding his present location at Frederic, Colorado.

* * *

Dr. Royal S. Copeland, retiring president of the A. I. H., has been selected to the deanship of the New York Homeopathic Medical College. We hope this information is correct and will need no correction later on.

* * *

Oklahoma has passed a single board bill. Therapeutics are to be included in medical examinations and no school is to have a majority of members on the board. Dr. Hensley is responsible for much of this good sense.

* * *

The June issue of *Phials*, representing the student body of the U. of M., is full of good things; some are funny, others are foolish, but taken all together are very enjoyable, especially to those familiar with all the different situations detailed.

* * *

Dr. R. M. Homan, Webster City, Iowa, and Dr. Jos. Pettee Cobb, Chicago, Illinois, were recently elected presidents of the state societies of their respective commonwealths. Fifty thousand copies of Dr. Copeland's address delivered in Chicago will be given widespread distribution.

At the May meeting of the Denver Homeopathic Club Dr. Dake was chosen president; Dr. Vinland, vice president; Dr. Clinton Enos, secretary, and Dr. J. B. Brown, treasurer. The Adams hotel has been the meeting place for several years but the June meeting took place at Dr. Dake's office on Stout street.

* * *

Medical Century, with its customary get-there-ness, published pictures of the Kansas City push who were instrumental in making the recent meeting of the American Institute so much of a success. They are a fine-looking lot of gentlemen, and we are very much pleased to have had the pleasure of meeting them in the flesh.

* * *

With \$3,600 in their "mitt" with which to purchase a suitable site, the Children's Hospital Association, with Dr. Minnie T. C. Love and Mesdames Colburn, Terry and Beard as incorporators, has been launched as a public institution. It is to be hoped and expected that the children will receive much benefit from this association.

* * *

The Critique will take great pleasure in placing any one with an inquiring mind and a few loose dollars in possession of information concerning a very desirable location in a thriving Colorado community in which to begin the practice of medicine. This is worth investigating.

* * *

President Roosevelt has pardoned Dr. James D. Eggleston, formerly of Denver, under the impression that specialists can tinker up his head so as to restrain his counterfeiting proclivities in the future. His father is James Eggleston, president of the Pacific Express Company, and very wealthy. But what has that to do with the pardon?

* * *

Program for commencement week at the University of Michigan has been received at this office. The Homeopathic Medical Department seniors will, or did, give a "camp fire" banquet in the woods. Besides the bacon and other bodily cheer there were speeches by members of the faculty and the president of the class, R. E. Case. Of course all had a good time.

* * *

The Oklahoma State Institute of Homeopathy has decided upon Dr. Joseph Hensley as being peculiarly fit to serve on the new medical board which will soon be appointed in that new and growing state. **The Critique** congratulates the doctor in advance for the honor, and the good people of Oklahoma that such good material is to be had for the position.

* * *

Five of the senior class of the Denver Homeo-Electro-Allopathico College failed to connect with the graduation end of the game, accord-

ing to the official mouthpiece of that triangular institution. It must be a mighty muscular mind which will stack up a suitable percentage requisite to cover all legal requirements of the different state boards and other barriers to the practice of medicine.

* * *

What was heretofore known as the Denver Homeopathic Medical College, but more recently the medical department of the Westminster University, has undergone another rechristening and is now the College of Physicians and Surgeons. Dr. Kinley remains dean and Dr. Grant S. Peck has been chosen registrar. We understand that it is intended to make homeopathy the main feature of its instruction, although several "professors" with different ideas will be in the faculty.

* * *

Rev. McArthur, who "wouldn't play" any longer after the Christian Scientists of Denver declined to make him a reader in the church, has departed farther from the faith and started a new "cult" of his own. According to one of the morning papers, he has a large following from the female ranks and has interested one of the rich society women on the hill to such an extent that she has opened her house to him as a means of providing teaching headquarters for his ideas. Mack, you're a lucky dog.

* * *

The good people of Pueblo are up in arms regarding the apparently careless manner in which dangerous inmates of the Insane asylum at that place are permitted to "escape" and kill inoffensive individuals. When you have a political pull but little attention is paid by the powers to a little thing like that; the people bedamned seems to be about all the interest the governor and others in authority appear to take in the affair. With this additional handicap, Pueblo must be an awfully nice, quiet place to live.

* * *

Boericke & Runyon have worked that Lachesis incident to the limit. Even the A. I. H. program and some of our best medical journals were used to exploit the enterprise. If all accounts are true they have another stunt to pull off; that of convincing certain skeptical people as to the reliability of their "viper." The picture published in **Medical Century** and the Institute program gives several distinguished individuals the opportunity of making good in the game of "looking wise," ditto interested.

* * *

At the recent meeting of the Ohio State Homeopathic Society which convened at Dayton, May 12-13, the names of ninety-four new members were added to the list. A very light Waite, with almost the entire alphabet trailing after his name, declared some time ago, that "statistics show that Homeopathy is dying out." We would suggest,

in view of the Dayton exhibit, that Mr. Statistics give another exhibition and go into the hands of the deceiver.

* * *

Among the many noted specialists thriving off the incredulity of Denver easymarks, none occupied a more conspicuous position in the advertising pages of the secular press than one O. S. Rhodes, with offices in the Empire building. The state board got gay and as a result the aforesaid sure-thing specialist was "suspended" from active legal practice in the state, being convicted in the West Side criminal court for practicing medicine without a license. The daily papers were particularly silent regarding the matter; but what else might be expected? The doctor was a star advertiser. Well, I guess.

* * *

To the Editor of The Critique: Will you please inform your readers that the omission of the name of the Homeopathic Medical College of the University of Minnesota, at Minneapolis, from the annual announcement and program of the American Institute of Homeopathy was an accident discovered too late for correction. Diligent search thus far has not disclosed how this error of omission occurred. It was an unusually unfortunate mistake and no one regrets it more sincerely than yours very truly,

FRANK KRAFT, M. D.,

Cleveland, June 10, 1908.

Secretary, A. I. H.

* * *

The greatest secrecy was maintained in announcing the commencement exercises of the triple-alliance medical college of this city, which, according to the last issue of **Progress**, were pulled off at the Brown Palace hotel, Wednesday evening, May 13th, 1908. The following bit of bull-con. was fed the graduating class by the dean: "Fellow students, it has been our earnest endeavor to teach you three well-recognized systems of medicine; we trust that you will find good in each of them. Apply what you find is good, eliminate what you believe to be bad." The institution is sailing under the name of Denver Homeopathic just at present, notwithstanding the advice of the dean.

* * *

A certain "exclusive" Homeopathic pharmacy in Denver is claiming to sell the "Finke" dilutions in the higher attenuations. The editor of **Critique** has to be shown when it comes down to a high potency and is in possession of information which convinces him that no **genuine Finke preparations** are to be had at this or any other establishment in Denver. It is only another case of homeopathy getting a black eye through misrepresentation. If any one doubts our statement we will be only too glad to publish a letter we have in our possession from one who has lived in Dr. Finke's family ever since she was a little girl and, as she says, "have helped the former in the preparation of his medicines. Dr. Finke has never sold nor given away dilutions, not even to any one of his friends."



READING NOTICES



O f I n t e r e s t t o E v e r y b o d y

THE MEDICAL ERA'S GASTRO-INTESTINAL EDITIONS.—The *Medical Era*, St. Louis, Missouri, will issue its annual series of Gastro-intestinal editions during July and August. In these two issues will be published between forty and fifty original papers of the largest practical worth, covering every phase of diseases of the Gastro-intestinal canal. Sample copies will be supplied readers of this journal.

A FINANCIAL "SIMILE."—The prudent financier always has at his command a reserve store of sound securities with which to meet the demands of a period of monetary stringency. Likewise a healthy individual maintains in his vital bank account a reasonably liberal balance of forceful energy upon which he may draw during periods of physical stress and strain. When, however, the business man gambles with his capital his financial reserve is often hypothecated and is thus unavailable in times of emergency. So it is with the man or woman who improvidently consumes the physical capital with which nature liberally endows the human organism. Too liberal and too frequent drafts deplete the vital store more rapidly than the normal deposits of force and energy are credited to the physical account. It is just at this period that the physician is consulted in his capacity as a physico-financial expert. Upon his advice, at this critical juncture, depends the vital solvency of the patient. The undue expenditure of energy must be checked; the vital assets must be conserved; timely deposits of negotiable funds must be entered to the credit of the impaired balance. The vital bank account of the depleted anemic, the over-tired, over-worked neurasthenic, the chronic dyspeptic, the exsanguinated surgical patient, the marasmic infant and the exhausted convalescent are all in need of such deposits of vital energy. As the round gold "coin of the realm" is the standard of financial value, so is the round hemoglobin-carrying, oxygen-bearing red corpuscle of the blood the circulating medium of all vital exchange and interchange. To avert an impending physical bankruptcy, there is urgent need for the adoption of prompt measures to increase the deposit of these necessary erythrocytes. Pepto-Mangan (Gude) quickly adds to the circulating medium by constructing new red cells and reconstructing

those that have retrograded because of over-drafts of force and energy. It increases the appetite, stimulates and encourages the absorption of blood-building nutritive material, augments the hematinic richness of the circulating fluid, increases the number and establishes the structural integrity of the corpuscular elements of the blood. It thus successfully plays the role of the depositor of vitality to the account of the patient who needs such essential additions to his or her physical credit.

GASTRALGIA. Papine in teaspoonful doses, given every two or three hours will promptly relieve the severe pain associated with gastralgia. The effect of one dose is often prolonged for five or six hours. **Malarial Neuralgia.** Papine in one or two teaspoonful doses every three hours. **Peritonitis.** Begin with one teaspoonful every two hours, increasing the dose to three and four teaspoonfuls every three hours.

A VALUABLE THERAPEUTIC AGENT.

By **C. P. Robbins, M. D., Louisville, Ky.** Assistant to the Chair of Obstetrics and Gynaecology and Chief of Clinic, Hospital College of Medicine.

One of the principal subjective symptoms of any disease, or disturbance of nature is pain, and what the patients most often apply to us for, is the relief of this annoying and troublesome feature. If we can arrest this promptly, they are much more liable to trust to us for the remedies which will effect a permanent cure. The everlasting resort to morphine is overcome in a great measure by the employment of reliable coal tar products. In cases of intermittent fever it is best to prescribe doses of one or two antikamnia tablets when the first chill comes on. I also find them most valuable in controlling headaches of a neuralgic origin. Rarely more than two tablets are necessary; the pain is promptly dissipated and the patient can go about as usual. The tablets of antikamnia and codeine I consider the best and the most useful in controlling severe pain. I have used them after surgical operations as a substitute for morphine, and find them eminently satisfactory. In controlling the severer forms of neuralgia they rank next to morphine itself.—Medical Progress.

VOL.
XV

ORIGINAL ARTICLES

No.
8

Denver, Colorado, August 1st, 1908

Entered at Denver Postoffice as Second-Class Matter.

SULPHUR IODATUM.

By James Tyler Kent, M. D.,
Professor Materia Medica Hahnemann Medical College and Hospital,
Chicago.

THIS is a very profound and long-acting remedy affecting all parts of the body with aggravations morning, afternoon, evening, NIGHT, and after midnight. Desires open air, *which ameliorates* the most of his symptoms. There is an indescribable feeling throughout the body like a *general physical anxiety*, which compels him to hurry in all his work and when walking. Atrophy of glands, chronic jerking of muscles and a sensation of a band around parts. He takes cold on the slightest provocation, while he desires to be in a cool place, and in the cold air he takes cold from becoming cold. There is a convulsive tendency in the remedy; hysterical and epileptiform. The cavities become dropsical. Some symptoms are better after eating, and others are worse. Emaciation is marked, and it should be of great service in marasmus of children, with increased appetite. Slight exertion brings on all the symptoms: Weakness and palpitation; faint and fainting spells, with palpitation; feels unusually weak when hungry, warm food brings on much distress; formication all over; full feeling in body and limbs; body feels distended, as if there were great vascular engorgement; hemorrhage from internal parts; *great heat of the body*, which is only a sensation; heaviness of body and limbs; INDURATION OF GLANDS; hard, knotty lymphatic glands in the neck like ropes; induration of muscles. This feature points to its usefulness in carcinoma of glands. When used early it is often able to cure promptly. Inflammation of organs and glands. Injuries with extravasations. Lack of reaction and marked lassitude. The symptoms are worse while lying, but sometimes better after lying a long time. Worse lying on the back and worse in a warm bed. It is an antidote to the over use of mercury. Though he is restless and desires to move, the motion increases his symptoms.

From all mucous membranes there is an increased flow. There is numbness in single parts and in suffering parts. There is a marked surging of blood in the body with general pulsation and hot sensations. Pain in bones and glands. These bruised, burning, cutting, jerking, *pressing*, stitching and tearing pains; when heated he sweats much and cannot cool off without taking cold. Its complaints are such as are found in plethoric, full blooded, vascular people. Any kind of hurry or running creates a flush and surging in the body with palpitation and weakness. Many symptoms are one-sided, especially *the right*. Sluggishness is a marked feature of the whole complex of symptoms; many symptoms are worse sitting and better standing. He is much worse in the heat of summer, and in the sun's heat. *Swelling of glands.*

Its symptoms are such as are often found in the advanced stages of syphilis, and it is especially useful in such as have been heavily charged with mercury. The symptoms are worse from touch and pressure. Throughout the body there is a feeling of tension. Trembling, internal and external. The muscles twitch and the limbs jerk. The symptoms are worse from walking. The symptoms are worse *from warmth; warm air, warm bed, warm room, warm wraps*. Marked weakness in the morning; from ascending stairs; after diarrhoea; during menses; from walking. He is worse in wet weather, and better in winter.

MIND: Anxiety driving him to keep on the go. Aversion to company. When reading and thinking cannot control the mind. Lost confidence in his own ability. Confusion of mind in the morning and evening, and when he exerts the mind. Over-conscientious about small matters. Says he is becoming timid, even cowardly. There are times in the night when he is almost delirious. Illusions of fancy; sees dead people. Despair, cannot see any brightness in life. Discontented and discouraged. Dullness of mind. Very excitable. The whole mental state is worse from mental exertion. Fear that some unknown trouble is coming to him; of insanity; of misfortune; of people. He finds himself doing things in a great hurry. Walks fast and in a hurry. Strongly inclined to hysterical conduct. Very impatient, cannot wait, but must keep on the go. At times in-

different to all surroundings. She becomes indolent and neglects her housework. She cannot compel herself to attend to her duties. Her mood is very changeable; irritable or mirthful. Mental prostration. Very restless, and forced to keep on the move though moving causes weakness and increases his bodily symptoms. *Marked sadness*, and dulness of the senses. Would like to sit, but too restless. Starting during sleep. Stupefaction of mind. Persistent thoughts torment him. Weeps much in the evening.

VERTIGO: Vertigo in the morning on rising, while lying, during menses, rising from bed, rising from a seat, *stooping*, walking.

The following particulars will yield to this remedy whenever the general symptoms above mentioned strongly predominate.

HEAD: The scalp feels cold to the patient. Congestion on coughing and during menses. Eruptions on the scalp; crusts, eezema. Itching eruptions and itching without eruptions. Heat in the head and the hair falls out. The head feels heavy. Pain in the head in the morning on rising; in the forenoon; in the afternoon. Headache is better in the open air, by cold applications, by motion. Headache worse by binding up the hair, from fasting, from becoming heated, before and during menses, from heat of sun, from talking, from *warm room* and from warm wraps on the body. Pain in forehead, over eyes, in the evening worse from motion. Pain in occiput in the afternoon. Pain in both sides of the head and again on only one side. Pain in temples and vertex. Pressing pains in forehead, over eyes; in occiput; sides of head; temples; vertex. Shooting pains in head. Sore, bruised feeling in head; stitching pains in occiput; sides of head; temples; vertex. Tearing pain in temples. Perspiration on scalp; on forehead; *pulsation in head*. Wrapping up head brings on headache.

EYE: Dulness of eyes, inflammation of conjunctiva. Catarrhal inflammation in psoric patients. Inflammation of the iris in syphilitic subjects. Copious lachrymation in cold air. Pressing, sore, stitching pains. Protrusion of the eyes. Pupils dilated. Redness of eyes and lids. Staring eyes. Sunken eyes with swollen lids. Twitching of the lids. Jaundiced eyes. *Dim*, foggy vision, and there is *flickering* and sparks. Diplopia.

EARS: Discharge of pus from ear. The ears are hot. Inflammation of eustachian tubes. Buzzing, humming, ringing and roaring noises in ears. Aching, pressing, shooting, stitching and tearing pains. Stopped sensation. Hearing acute for noise. Hearing impaired.

NOSE: It cures our most obstinate catarrhal conditions, with discharges, as follows: Bloody, *copious, excoriating, greenish*, hard, dry masses; *purulent, thick*, YELLOW. Redness of the nose. Coryza fluent in the open air, coryza with cough, long continued. It is a very useful remedy in hay fever. Pressing pain in root of nose, loss of smell, sneezing in *the evening*. The nose is swollen. There are small ulcers up in the nose.

FACE: Cold face. Discoloration; red, circumscribed redness, *sallow, yellow*. Drawn face. Eruptions, aene, boils, pimples, crusty eruption on the nose. The expression is haggard and *sickly*. The face is Hippocratic. Induration of the parotid and submaxillary glands. The face is sunken with pain. Burning heat of the face. Swollen glands. Swollen parotid and submaxillary glands. Twitching of the face.

MOUTH: Copious aphthæ. Bleeding gums. Cracked tongue. The gums are detached from the teeth. The *tongue is dry*. It overcomes the bad effect of the mercury. Much mucus forms in the mouth. Offensive, even putrid, odor from the mouth. Burning tongue. Salivation. Stammering speech. *Swollen gums*. The taste is bad, bitter, putrid, sour. Ulcers in the mouth and on the gums. Toothache after eating. Tearing pain in teeth.

THROAT: Choking, constriction of œsophagus. Dryness of throat. Gray exudation in the throat. Tough, viscid, yellow or white mucus in throat. Pain in throat on coughing; when swallowing. Burning in throat and œsophagus. Pressing pain in throat. Scraping in throat. Swallowing of liquids difficult. Swelling of throat and uvula. Ulcers in throat. It has cured goitre. It has cured indurated lymphatic glands in the neck where they were like knotted ropes. Sore lymphatic lands of neck. Swelling of the lymphatic glands of the neck.

STOMACH: Appetite INCREASED; RAVENOUS; *with diarrhoea*; with emaciation; with marasmus in children; without relish

of food; appetite wanting. Aversion to food. Desires stimulants. The stomach is easily disordered. Marked distension from gas and sensation of emptiness. Eructations empty, sour, waterbrash. Eructations ameliorate. There is fullness, heartburn, heaviness after eating and hiccough. Chronic indigestion, nausea at night after eating. Pain in stomach after eating relieved by eructations. Burning, cramping, cutting, gnawing, pressing, stitching pain in stomach. Tenderness of stomach. Pulsation in stomach. Retching from the cough. Sensation of tightness. Thirst in the evening; burning, extreme, unquenchable. Vomiting on coughing; with diarrhoea, after drinking; after eating; after milk. Vomiting bloody bile; food sour, watery.

ABDOMEN: Atrophy of the liver. Suppurating bubos. Tympanitic, distension of abdomen. Enlarged abdomen. Enlarged liver, mesenteric glands, spleen, lymphatic glands of groin. Much flatulence. HARDNESS OF LIVER, *spleen* and glands of groin. Inflammation of spleen. It cures many complaints of the liver. Pain in abdomen after eating, before and during menses. Pain in *liver*, in hypogastrium, in inguinal region; *in spleen*, in region of umbilicus. Burning and cramping in umbilical region. Cutting during stool. Pressing in liver, in hypogastrium, in groin. Soreness and stitching pains in liver. Rumbling and pulsation in abdomen. Suppuration of inguinal glands. Swelling of *mesenteric glands and glands of groin*.

RECTUM: Constipation with no desire to go to stool for a long time, and great straining to pass a stool. The stool is incomplete and unsatisfactory. Constipation alternating with diarrhoea. The stool is hard, knotty and light colored. There is diarrhoea in the *morning* and evening, worse after eating. Diarrhoea in emaciated people and in aged people. The diarrhoea stools are variable; black, brown, frequent, frothy, offensive, purulent, watery, white, yellow. There is also dysenteric stools of bloody mucus, frequent, purulent, scanty, with tenesmus. Hemorrhoids, heat and itching of the anus and much flatus passes. Burning in anus after stool.

BLADDER: Retention of urine. Frequent urging to urinate, worse during the night. The urine passes by dribbling, and there

is involuntary dribbling. Frequent urination at night. Prostate gland is enlarged. The urine is albuminous, cloudy, dark, red, copious, milky, offensive, with red sediment. There is a cuticle on the urine, and it is sometimes scanty.

MALE ORGANS: Erections incomplete, without sexual desire or wanting. Erections troublesome at night. It has cured hydrocele of small boys. Induration of the testes. Itching of the penis. Perspiration of the scrotum. Relaxed genitals. Seminal emissions. Swelling of the testes. It has cured tuberculosis of testes and spermatic cords.

FEMALE: It has cured predisposition to abort. In cancer of the uterus it greatly restrains the progress of the disease and palliates the sufferings where the patient is very vascular, is losing flesh, has a strong appetite and very sensitive to heat. Increased sexual desire. Inflammation of the uterus. COPIOUS LEUCORRHOEA, *acid, bloody, burning, thick* and sometimes thin, *yellow*, before and after menses. Menses absent, *copious*, frequent, *irregular*, painful, of short duration, suppressed. Metrorrhagia. Hard pain in ovaries. Great tenderness of vulva and ovaries. Prolapsus of uterus.

LARYNX AND TRACHEA: Catarrh of larynx and trachea. Dryness, crawling and constriction in the larynx. Inflammation of the larynx. Irritation of larynx and trachea. Laryngismus. Much mucus in the larynx and trachea. Pain, soreness and stitching in the larynx. For laryngeal phthisis, is a most useful remedy; where the general symptoms are present. Roughness in the larynx. Tickling in the larynx and trachea in a warm room. *Hoarseness* in the morning. Voice rough, weak and lost.

RESPIRATION: Respiration is fast; *asthmatic, irregular, rattling*, short, *suffocative* and wheezing; difficult at night, on ascending and from least exertion.

COUGH: It is a highly important cough remedy. Cough *morning* and evening, *asthmatic*, choking and very exhausting. It is *paroxysmal, spasmodic*, rattling and suffocative. Cough during fever. Dry cough in the morning. It also has a less cough. Cough from talking and smoking. The cough is relieved in the open air, from becoming cold and from expectoration;

worse lying down and better from sitting up. Short hacking cough. Irritation to cough in the larynx and trachea. Expectoration morning and evening; *bloody, copious, difficult, greenish, mucous, offensive, PURULENT, putrid, sweetish, tough, viscid, yellow.*

CHEST: Feeling of anxiety in the chest. It is of great service in cancer of the mamma. It is a most valuable remedy in catarrh of the bronchial tubes, constriction of chest and heart, dropsy of the pleura, eruptions of the chest. Great heat of chest. Induration of the mammary glands. Inflammation of lungs and bronchial tubes. Inflammation of the pleura, especially where neglected. Itching of the skin. Where the milk becomes suppressed in the nursing women. Oppression of the chest. Pain in chest on coughing; pain in side of chest, worse on the right side. Pain in the region of heart. Aching, burning and cutting. Cutting in the region of heart. Pressing in sides of chest on coughing. Rawness of chest with cough. Stitching in chest on coughing. *Palpitation* at night, *on exertion*, during menses, on motion. It is a very useful remedy in phthisical conditions of the lungs; in ulcerative conditions and cavities. Swelling of the axillary glands. Feeling of weakness in the chest.

BACK: Itching of the lumbar region. Pain in lumbar region during menses. Pain in sacrum and coccyx. Stitching in the back; in the lumbar region.

EXTREMITIES: Painful gouty nodosities of the fingers. Coldness in upper limbs; hands; legs; *feet at night*. Convulsive action of muscles in upper limbs. Old corns become painful. Cramps in thighs, *legs*; feet. Vesicles on the limbs. Heat of hands. Heaviness of the limbs; feet. Itching of upper limbs; lower limbs. Numbness of limbs; fingers; legs. Gouty and rheumatic pain in the joints and bones. Pain in upper limbs, worse on motion. Rheumatic pain in limbs. Pain in elbow. Pain in hip; thigh; *knee*; calf; foot. Drawing pains in lower limbs; thighs; knee. Pressing pains in upper limbs. Sore, bruised pains in shoulder, upper arms and thighs. *Stitching in knees.* Tearing in upper limbs; elbows; knee; leg. Paralysis of lower limbs. Perspiration of hands, cold palms; *feet*. Pulsation in limbs. Stiffness of limbs; fingers. Dropsical swelling of limbs; hands;

lower limbs; knees; legs; feet. Trembling of all the limbs. Twitching in thighs, weakness of limbs; knees.

DREAMS: Dreams amorous; anxious; of dead people; distressing; nightmare; vivid; sleep is restless. Sleepiness in the evening. Sleeplessness after midnight; waking too early.

FEVER: Chill at night in bed, better after rising. Internal chill. Warm room does not relieve. Warm bed does not relieve. Shaking chill worse from motion. Quartan or tertian. Fever in the afternoon alternating with chill. External heat. **FLASHES OF HEAT.** It is a very useful remedy in hectic fever. Internal heat with external chill. Fever without sweat. Chill followed by heat. Wants to be uncovered during heat. Perspiration morning and night in bed. Clammy, cold, exhausting sweat. *Sweat from slight exertion;* from motion. Profuse sweat during the night. The sweat smells sour.

SKIN: Anaesthesia. The skin sometimes burns; again it is cold. The skin desquamates. Discoloration; liver spots, red spots; yellow skin; yellow spots. The skin is dry. Eruptions; boils; blood boils; herpes; pimples; psoriasis; pustules; rash; scaly; urticaria. Where eruptions have been suppressed by ointments. Erysipelatous inflammation of the skin. The skin becomes excoriated easily. Excrescences form upon the skin. Formication. Freckles. Inactivity of the skin. Itching, burning and stinging. Burning in swollen skin. Burning in erysipelas. Pale, spongy, dropsical swelling of skin. Tension of skin. **Ulcers:** Bleeding; cancerous, *indolent;* indurated; sensitive; *spongy;* suppurating. The discharges from ulcers are bloody, copious, corrosive, thin, watery, yellow.

92 State Street, Chicago, Ill.

A SCIENTIFIC MATERIA MEDICA.*

By Lewis Pinkerton Crutcher, M. D.

WHATEVER may be held to the contrary, the fact remains that the basic principle of any system of medicine must be its *Materia Medica*, for if a system be faulty in this fundamental element, it cannot lay claim to justification by science,

*Read at meeting American Institute of Homeopathy, June 23d, '08.

nor can it hope for the continued suffrage of an intelligent people.

Indeed it matters but little what progress is experienced in diagnostics or pathologic research or pharmaceutic nicety, if in the final analysis there be no scientific *materia medica* through whose instrumentality a cure may be effected. It is not enough that a system of medicine have a *materia medica*, or if you please, that it resort to the use of drugs, in the treatment of the sick, but it must go further, and be sure that that *materia medica* is ground in uncompromising scientific premises—for even though the diagnostics be accurate or scientific, and if then the *materia medica* be unscientific the diagnostic science will not take one far.

The medical profession in its efforts to subscribe to present day pathologic nomenclature is guilty in the sum total, of more than fifty per cent. of error, and that being true, what better than fifty per cent. of failure can be claimed for a *materia medica* application based upon diagnostic or pathologic grounds?

The foregoing ideas are mentioned for the sole purpose of emphasizing the fact that a *materia medica* to be scientific in its practical application must of necessity be applied without regard for such entangling alliances, while on the other hand, if a *materia medica* be formulated under the embarrassment of these impedimenta, to be consistent, its application to the sick must be based upon these principles.

One of the striking evidences of the uncertainty of such *materia medica* procedure is that with the signal advancement in the fields of pathology and diagnosis, there has been a proportionate decline in the *materia medica* based upon these arts, and this is not due, as is claimed, to the fact that more attention has been given these corollaries, but rather because this unscientific *materia medica* has been unable to make good in the light of impartial history, or under present day scientific scrutiny.

In the history of medicine one *materia medica* idea after another has claimed recognition—and having gotten it, has given to humanity something of benefit, and much of damage, finally to take its place amongst the relics of near-science—and through-

out this labyrinth of speculation the Shiboleth has ever been "prove all things—hold fast that which is good"—but the stubborn fact remains that he who is unable by a priori reasoning to determine what is worth proving, is equally unable to determine what is worth while after the proving, and yet, the serious aspect just here is not that in proving all things he fails to discriminate before the proving, but that he has no guide for intelligent procedure nor for scientific conclusion.

Accurate diagnosis is made possible only by comparison with an orderly physiologic condition, pathologic research is conducted with normal anatomy for a guide, but the dominant materia medica of our day has its Alpha and Omega in the realm of abnormality.

True it is that drugs are administered to the healthy by the adherents of this materia medica idea, but never except to determine how small a quantity is necessary for an appreciable effect and how large a quantity may be given with safety from disastrous results. From this experimentation then would be determined just how much, by weight and measure, shall be administered to the sick—and flagrantly uncertain though this posology must be, it is nevertheless quite as certain as the materia medica whose instrument it is, and yet in this application of drugs to the healthy there is never the thought whether the results thus obtained might offer a suggestion for definite therapeutic procedure. Now the physiologic process is one of scientific certainty because it is the normal, or ideal state, while the pathologic process is as uncertain and varied as the human individualities that modify it, and hence the materia medica of pathologic basis must be subject to the same modifications, and therefore cannot be in any sense scientific.

Drugs administered to individuals who are in the normal or physiologic state produce results that are definite, and if these results be accurately recorded so that the records be subject to repeated verification, then that process becomes pre-eminently a scientific one. In other words, a materia medica, to be scientific, must be simply a demonstrable record of drug effects upon healthy individuals, and this record must not be in any way prejudiced by its ulterior purpose. That is to say, the

record must be made without regard for whether there ever was, is now, or ever shall be any pathologic condition calling for its use.

It was with Samuel Hahnemann, a German radicalist, that this materia medica idea originated and since he refused to allow any extraneous considerations to creep into the record made by him, that hundred-year-old record stands today without a peer in medical science. He did not allow even the possible coloring that might come through an idiosyncrasy of any one healthy individual, but tested a given drug upon several personalities, thereby removing the possibility of any such prejudicial results; however, his followers, with a few notable exceptions, have not shown that profound regard for a fixed premise, and have burdened the record with symptoms that have from time to time appealed to their fancy. Hence we have today a conglomeration of clinical symptoms, and other mavericks that tend only to mar the perfection of the original text, and that prevent an accurate application of a scientific materia medica.

Hahnemann was prompted in his investigation of drug effects by the simple truth that a drug when administered to the healthy will produce symptoms, and his materia medica was and is scientific because he did not in any sense prostitute that truth when his record of drug symptoms was made.

Then having formulated a scientific materia medica he showed the way for its scientific application when he gave emphatic utterance to that significant therapeutic conception of the ages—i. e. "When similar symptoms are found in the sick that drug will cure."

Kansas City, Missouri.

LECITHIN (ova.)

By J. C. Fahnestock, M. D.

IN LECITHIN (ova) we have another medicine that the reader can not afford to pass by unnoticed. It is a remedy that has the greatest of value in a broken down, nervous system when the conditions agree.

The individual becomes weak, loses flesh; weak in body and mind.

Mentally he is weak, so much so that he can not use his mind; almost no mind—a sudden loss of memory; almost forgets what he is doing, or going about his work forgets what he was about to do; forgets names and places. Can not remember or recall names of his friends when he meets them; mind will not act. Gets irritable because he can not do mental work.

Frontal head ache; pain in eyes; drawn sensation over face, as if varnished or smeared over with molasses. Pain in occiput; pain which extends down the entire length of spine. A general weakness—a sense of quivering, weakness over entire body; weak in legs, especially the knees and from knees down.

Don't care to exercise; loss of appetite; constant belching.

Cannot sleep; restless; especially the latter part of night; tired in the morning—a sense of great fatigue.

Get the provings of this medicine and study it carefully, as it runs close to a number of remedies.


Don't give this remedy just because it has weakness and a nerve waste running through its action; don't give it just because your patient is impotent. Give it when you find it is homeopathic to the case; give it in a potency and be wise. You have learned that lesson long ago in giving *natrum mur.*, etc., potentized.

There are many who have struck the homeopathic trail, but did not follow it up correctly, hence a failure. And this reminds me of the gentleman traveling in Florida; he was going to Lake Ponce, and on this beautiful road he was delighted with the tropical scenery. Passing quite a number of small houses, which were the staying places of negroes, he failed to inquire as to "where he was at." Finally he concluded he had traveled long enough to reach the lake, and the next shanty he approached, saw a colored man on a load of oranges, and he immediately inquired, "is this the road to Lake Ponce?" "Yes, sah, boss, this am de right road, but you's gwine the wrong way."

Piquo, Ohio.



SPECIAL ARTICLE



THE REUNION OF THE PHOSPHORUS FAMILY.*

By F. E. Gladwin, M.D.

THERE was the hum of busy life in the Phosphorus mansion. Father and Mother Phosphorus had planned a family reunion in celebration of their wedding anniversary. Phos-Acid, their bachelor son, had betaken himself to his club when the preparations began. He looked upon the reunion with indifference and his disinclination to work warned him to keep out of the way.

All of the Phosphorus children were married excepting Phos-Acid, and he, in his earlier days, had been disappointed in love. He had nursed the disappointment until he had become a sour old bachelor. He was an emaciated, debilitated old fellow, slow of speech, didn't care to talk; if he had any thoughts at all (and he was quite likely not to have any) they were about his own troubles. If he tried to read, he couldn't comprehend what he was reading and forgot it immediately, so at the club, he was homesick to tearfulness, yet he could not go home because he could not endure the noise of the children nor the conversation of the elders.

The thoughts of Father and Mother Phosphorus came too rapidly and they experienced some difficulty in arranging them, but they remembered the time when they, too, were apathetic, indifferent and tearful, therefore they did not blame their son for his lack of interest in the reunion.

The other six sons had all married into the important families of the Materia Medica world. To have these six sons and

*Read before American Institute Homeopathy, Kansas City, June 23d, '08.

their families all at home, taxed the family mansion to the utmost. Father Phosphorus proposed to put the overflow into tents upon the lawn, but Mother Phosphorus recalled how easily they all took cold, how cold aggravated the troubles of all and what an aversion most of them had for the open air, so they decided to close in the porches for temporary bedrooms.

At last all was ready. The Ferrum Phosphoricum branch were the first to arrive. They came early because they were so tired they wanted plenty of time to rest before the arrival of the others. Father and Mother Phosphorus didn't want their son to marry into the Ferrum family because the Ferrums were such weaklings, but Miss Ferrum's blushes, her fainting, her apparent helplessness, appealed to young Phosphorus stronger than his parents' desires, and when he saw how much she improved when exerting herself mentally to entertain him, he concluded he didn't want to live alone. Father and Mother Phosphorus were prostrated over the marriage of this son, and seemed dumb and dazed for many days. The Ferrum Phosphoricum children proved to be just the kind of children that Father and Mother Phosphorus had predicted them to be.

When the tall, slim, dark-complexioned young Phosphorus went a-wooing the fair, fat Miss Calcaria, everybody thought it such an excellent alliance; but when the children came, emaciated, anaemic, bow-legged and humped-backed, people began to wonder if after all the alliance was what it should have been. But, curved spines, bow-legs and all, Father and Mother Phosphorus gladly welcomed them.

When Mother Phosphorus saw the Magnesia Phosphorica branch drive up with their heads bound tightly with woolen mufflers, she knew that they were suffering from neuralgia, so she ordered a roaring fire built in the great old-fashioned fireplace in the living room and placed the Magnesia Phosphoricas in the chimney corner where they could keep warm and not move. Then if they lamented all the time about their pains, they were back in the chimney where no one could hear them.

Just as Mother Phosphorus had disposed of the Magnesia Phosphoricas, the Alumina Phosphorica family made its appearance, to the joy of Father and Mother Phosphorus, who feared they would not make the exertion to come. The Alumina Phosphoricas were always tired, always cold, yet they wanted the fresh, open air to breathe, so Mother Phosphorus tucked them away all bundled up as they were on couches in the sunshine in the glass enclosed porch where they could rest and be comfortable.

When the Natrum Phosphoricum family came, they were in trouble. There had been a thunderstorm during the drive. The girls were in hysterics and all were frightened and trembling and angry. They couldn't understand why they had attempted to come at all for they didn't like company, they didn't like the open air, thunderstorms made them sick and they were sure they wouldn't get the proper things to eat. Mother Phosphorus put them into a dark room where they would neither see the lightning nor feel a draft, and they were soon more comfortable.

When Mr. and Mrs. Kali-Phosphoricum came in, it was easily seen that there had been a family jar. Mrs. Kali-Phosphoricum had such an antipathy for her husband that he could not please her in anything. She had become so furiously angry with him on the way down that she could not speak; she had spanked the baby for nothing and then had a fit of hysterics. She said she didn't like company and wanted to go home. Father and Mother Phosphorus knew that the open air aggravated the Kali-Phosphoricum branch, so hurried them into the house, and as ascending the stairs also aggravated them, they put them in a comfortable room on the first floor to rest.

While every one was resting, Mother Phosphorus attended to the preparation of dinner. When all was ready and she went to call them, she found Kali-Phosphoricum lying flat on his back with a stunning headache which the excitement on coming had produced. He had his hand over his eyes to shut out the light. He wanted to go out to dinner, for eating would ameli-

orate his headache, but he was sure that the jar of going out and the noise of the dining room would undo all the good that the eating would do, so Mother Phosphorus sent his dinner in to him.

When Mrs. Kali-Phosphoricum had recovered from her hysterical fit, she was much exhausted, and when she saw how the disturbance that she had made had affected Mr. Kali-Phosphoricum, she became melancholy, thought she had sinned away her day of grace and refused to eat. She was so obstinate there was no use trying to get her to change her mind, and she was better from fasting anyway, so Mother Phosphorus left her. By this time, the Kali-Phosphoricum baby was shrieking like a crazy baby, so the nurse bundled it up and quieted it by walking slowly and gently with it up and down the lawn.

When Mr. and Mrs. Natrum Phosphoricum were called to dinner they said they thought it was about time. No one ever works fast enough to suit the Natrum Phosphoricums. They were ravenously hungry and hurried to the dining room without even stopping to wash the baby, which had an odor altogether too sour for health.

The heat from the blazing logs had ameliorated the neuralgia of the Magnesia Phosphoricas, and although they were not hungry, they went to the dining room. The pangs of hunger did not remind the Calcaria Phosphoricas that dinner time was approaching, but the call to dinner set them to thinking about it, then they wanted to eat.

The Ferrum Phosphoricums weren't hungry and they knew they were likely to have pain in the stomach after eating, especially if they ate meat, herring or cakes or drank coffee. They disliked milk, but were very thirsty for a good drink of water, so went to the table.

By the time dinner was ready the Alumina Phosphoricas had lain so long that the aggravation of their trouble was returning. Some of the children were ravenously hungry and some had no appetite at all, but all were glad to get up and go

to the dining room, though usually they didn't care to move or make any exertion.

The characteristics of the company that gathered at the Phosphorus table were varied. The Natrum Phosphoricums were confused and nervous, sensitive to music and were easily frightened, bashful and hysterical. Mr. and Mrs. Ferrum Phosphoricum were hilarious and talkative, but they had difficulty in remembering names, which, in present company, placed them at a disadvantage. The Magnesia Phosphoricas were persistently sad and seemed to be able to talk about nothing but their own pains. The Alumina Phosphorica branch were noted for the rapidity with which their moods changed. The mood of one minute never indicated what the mood of the next would be. They might be lamenting over imaginary misfortunes or they might be wildly mirthful or absent-minded and averse to answering questions.

The Calcaria Phosphoricas were inclined to be stupid and never satisfied. Before leaving home, they were desirous of attending the reunion, and when they were there they were just as desirous of going home.

Father and Mother Phosphorus looked down the table and noted the indications of brain fag all along the line, and knew that the tendency had been an inheritance which had been transmitted to the children from themselves.

They had not been long at the table, when Natrum Phosphoricum began to sneeze. He was sure that he was in a draft, though Mother Phosphorus had closed all the windows and doors. Alumina Phosphorica also began to sneeze, but she was sure there was no draft, and thought they would all feel better if a little fresh air could be let in. She would open the windows herself were it not that physical exertion gave her an aggravation. She proposed that they all wrap up and then have the fresh air in. Calcaria Phosphorica, who was sneezing with the rest, said she despised a draft as much as Natrum Phosphoricum did because it gave him rheumatism in the neck. He was quite

sure that the warm room was giving him coryza, but he knew a cold room would also give it to him, so he voted to let well enough alone.

The hearing of Mrs. Kali-Phosphoricum, whose fast had improved her, was acute to noises and voices. She could hear the hum of conversation from the dining room, but could not understand what was being said. She at once became suspicious, and concluded she had better make an exertion to find out what was going on, even though she now had such a pain in the occiput that she couldn't have her hair done up. When, with sunken eyes and hair hanging down her back, she entered the dining room, she might easily have been mistaken for a crazy woman, but Alumina Phosphorica, who knew what headaches binding up the hair caused, understood and made a place for her at the table.

Mrs. Kali-Phosphoricum had a ravenous appetite when she started for the table, but at the sight of food, her hunger fled, so she sat and drank ice water and looked about for something sour and something sweet. She did not need to look far, for Mother Phosphorus had catered for this family before, and had learned to consider the desires and aversions of each. Like herself, Alumina Phosphorica, Ferrum Phosphoricum and Natrum Phosphoricum disliked meat and Alumina Phosphorica disliked beer. Magnesia Phosphoricum inherited from her the aversion to coffee. Mother Phosphorus didn't like boiled milk but Natrum Phosphoricum and Ferrum Phosphoricum went a little farther and disliked all milk.

As soon as Calcaria Phosphorica began to eat, she had a pain in her stomach; even a drink of cold water caused a cutting pain. While eating, Ferrum Phosphoricum's tooth began to ache. Following Natrum Phosphoricum's suggestion, he took a drink of hot water hoping to relieve it, but the warm drink made it worse. He tried a cold drink, which relieved the pain, much to the surprise of Calcaria Phosphorica, who was sure the cold would aggravate the pain just as the warmth had done.

Alumina Phosphorica ate until her stomach was distended and still she was hungry. Kali-Phosphoricum ate until his stomach felt heavy, but was soon hungry again. Natrum Phosphoricum was ravenously hungry; he ate fried fish and drank iced beer enough to give any one indigestion, and he did have heartburn and pain in the stomach afterward, then he found that eating aggravated the empty feeling.

Magnesia Phosphorica might just as well have not eaten at all, for what she ate came up immediately. Indeed, she had to hasten from the table or she would have disgraced herself. Just as dinner was about over, Magnesia Phosphorica's baby, which was teething, went into convulsions. Its fingers were clenched, its thumb drawn in, its body stiff and its eyes open and staring. After it came out of the convulsions, it seemed extremely sensitive to noise or touch. Mrs. Magnesia Phosphorica took the baby to the living room and all the other women followed, and there they sat and discussed babies awhile.

Mrs. Magnesia Phosphorica said her baby had been troubled with colic more or less ever since it was born, in fact had inherited it from both its father's and mother's family. The colic usually appeared about three or four o'clock in the afternoon and doubled him up. She found that it was better from warmth and pressure, so she put the baby, stomach down, on a hot water bottle and when she couldn't get the hot water, she found that rubbing his abdomen with her warm hand, using pressure, answered the purpose.

Mrs. Ferrum Phosphoricum didn't know what has the matter with her little fair skinned, golden curlylocks. It wasn't sick in any way that she could discover, but was just weak. It was true, it sometimes had the colic, but a stool almost immediately cured it. It was suggested that perhaps it was the nosebleed that weakened the child, but Mrs. Ferrum Phosphoricum said

“no, probably her baby had inherited both the weakness and the nosebleed, as the Ferrum and the Phosphorus families were both troubled in the same way.”

Mrs. Calcaria Phosphorica said there was not the least doubt as to what was the matter with her little bow-legged, emaciated youngster. Lack of nutrition was written all over him. She couldn't understand it for she had fed him enough to make him big and fat like her mother's babies. His troubles began when he was a tiny baby. At that time, a bloody fluid was noticed oozing from the naval. Then he had colic and diarrhea, his teeth were slow in coming and his fontanelles hadn't closed even yet. He was slow in learning to walk, but with such bowed legs and crooked back, that might be expected. She sometimes wondered if he was lacking in mentality, he seemed so stupid.

Mrs. Natrum Phosphoricum's baby was bottle fed, therefore she had her own troubles with it. He had a ravenous appetite, consequently ate too much; the food soured in the stomach and the baby had colic and worms. He had sour eructations, sour vomit, sour stools, sour perspiration. He certainly was a sour baby, sour, wormy and squint-eyed. Alumina Phosphorica said the trouble with the babies was bad enough, but if the rest wanted to know what real trouble was, they should wait until a promising son should break down mentally at the end of his college life.

While they were still talking, the men came in and told them the sun was getting low and it was time to go home. Father Phosphorus had locomotor ataxia, so couldn't do much towards helping them, but Mother Phosphorus bundled up the babies and did her best to speed the parting guests.

1708-10 Chestnut Street, Philadelphia, Pa.

	COMMUNICATIONS	
		

WILL SOMEONE PLEASE GET BUSY?

THE following communication reminds us there must be, somewhere in the profession, *someone* desirous of doing a good turn for homeopathy, and we know of no subject so sought after at the present time as a real knowledge of repertory work; will some of our good men, students of Dr. Kent preferred, undertake this task? **THE CRITIQUE** will gladly give any one thus disposed ample space. Read this:

JAMES W. MASTIN, M. D.,

Editor of the Critique.

DEAR DOCTOR: I am sending in my subscription to the manager and thought I would enclose a few words to you, if you will allow a suggestion in regard to **The Critique**.

You have a number of good men on your editorial staff, but it is seldom, if ever, that there is anything in your journal from the most of them.

A homeopathic journal is only valuable to the student and practitioner in the measure it instructs and teaches in the use and application of homeopathic therapeutics.

What a great many of us need, particularly the younger men, is teaching and instruction in **case taking and repertory work**.

Could you not therefore induce some of the good repertory men to report cases, give symptoms indicated and taken and the repertory work with it?

Such a course would be highly appreciated by very many besides yours truly,

GUSTAVUS A. ALMFELT,

Somers, Wis.

In Loving Memory
of
Frank Kraft, M. D.

The Critique

Published by The Denver Journal Publishing Company.

JAMES WILLIAM MASTIN, M. D., MANAGING EDITOR
230-1-2 MAJESTIC BLDG., DENVER, COLO.

J. WYLIE ANDERSON, M. D., BUSINESS MANAGER
1-2 STEELE BLOCK, DENVER, COLO.

ASSOCIATE EDITORS:

JAMES TYLER KENT, M. D.,
92 State Street, Chicago, Ill.

J. M. S. CHESHIRE,
Peabody, Kansas.

RUDOLPH F. RABE, M. D.,
Hoboken, N. J.

CARRIE E. NEWTON, M. D.,
Brewer, Maine.

ROY C. FISHER, M. D.,
Kechi, Kansas.

A. H. GRIMMER, M. D.,
2908 Lake Park Ave., Chicago, Ill.

NORMA M. BALDWIN, M. D.,
Hagerman Bldg., Colo. Springs, Colo.

F. E. GLADWIN, M. D.,
1708-10 Chestnut St., Philadelphia, Pa.

JULIA C. LOOS, M. D.,
30 N. Second Street, Harrisburg, Pa.

NORMAN M. SMITH, M. D.,
3000 Hennepin Ave., Minneapolis, Minn.

V. A. HUTTON, M. D.,
118 E. Second Street, Florence, Colo.

HARRIET HORNER, M. D.,
Castine, Maine

ALBERT F. SWAN, M. D.,
Brighton, Colo.

SAMUEL S. SMYTHE, M. D.,
230-1-2 Majestic Bldg., Denver, Colo.

R. del MAS, M. D.,
Centerville, Minn.

J. E. HUFFMAN,
Healdsburg, Cal.

G. E. DIENST, M. D.,
Naperville, Ill.

W. J. HAWKES, M. D.,
4th and Broadway, Los Angeles, Cal.

Communications of a literary nature, books for review and exchanges should be addressed to the Managing Editor. Those relating to business matters, inquiries for advertising rates, space, etc., should be addressed to the Business Manager.

MATTERS FOR PUBLICATION, NOTICES OF CHANGE IN ADVERTISEMENTS SHOULD BE IN THE HANDS OF THE RESPECTIVE DEPARTMENTS BY THE 15TH OF THE MONTH PRECEDING DATE OF PUBLICATION TO INSURE ATTENTION. No attention whatever will be paid to communications unless accompanied by signature and address of the author. We would respectfully request that correspondents be particular to write upon but one side of the paper, write plainly, spell correctly, and bear in mind that there is such a thing as the proper use of capital letters and punctuation marks.

EDITORIAL COMMENT.

LEWIS PINKERTON CRUTCHER'S smile was a sort of continual performance; he was chairman of the Press committee, and as a result of his efforts a much more detailed account of the meeting appeared in the Kansas City papers than has been accorded the Institute in many years past. I am a trifle sore that neither my name nor my picture appeared in the aforesaid papers, but others were mentioned who deserved

the distinction, and that helps some. Crutcher's cordial greeting would make a woolly door mat with the "Welcome" side up look like thirty cents. Suds?

* * *

KANSAS CITY has a system of street car transfer which would greatly improve the Denver method if our tramway company would adopt it. In K. C. you get your transfer and can keep right on going in the same direction just as long as the paper will hold out after being punched by the different conductors.

* * *

DR. JOSEPH HENSLEY, second vice president-elect, made a good impression on the delegates. He was at all the meetings and had a sort of take-you-under-my-wing way of doing things which made him very popular. The good doctor imagined the editor of CRITIQUE would be a "little" fellow and was pleased to discover his mistake when our 210 of heftiness loomed upon his vision.

* * *

I DID NOT HAVE the necessary space last month in which to say all I desired to say concerning the Kansas City meeting, but there is one thing I wish to call your attention to, Mr. Kansas City "booster," and that is that there was a good many more people in Denver during the Democratic convention than there were in Kansas City during the meeting of the American Institute. Please put that away for future reference.

* * *

I AM DEEPLY GRIEVED to learn of the death of Dr. Frank Kraft, secretary-elect of the American Institute of Homeopathy. Inasmuch as this information came to me through the announcement of Dr. Runnels as his successor, besides the fact that an attack of appoplexy was the cause and that it came suddenly, a lack of information makes it impossible for me to give any essential details in this issue, concerning his death.

Dr. Kraft was a most lovable man to those who knew him best and possessed his friendship, and the editor of CRITIQUE has good reason to recall many delightful personal traits in the character of the man.

His home has lost a loving husband and father; the American Institute a capable officer; homeopathy a careful, conscientious and honest exponent of its principles and many members of the medical profession a valued friend. M.

* * *

I HAVE BEEN INFORMED, upon good authority, that the last meeting of the International Hahnemannian Society, held in Chicago the fore part of last month, was the smallest attended of any within a very recent period; many of the old guard failed to appear as usual, and, notwithstanding the excellence of Dr. Rabe's presidential address, that this effort was wasted upon almost empty air, inasmuch as but about fifteen members were present during its delivery.

It might be the proper thing to have omitted any mention of this event were it not for the fact that I understand that one H. C. Allen, M. D., and another unit of the society's so-called solid ones, Dr. G. P. Waring of "Crusade" conspicuousness, took it upon themselves during open session on the second day of the meeting to criticise the contributions from the pen of Dr. J. T. Kent upon materia medica which have appeared in THE CRITIQUE during the past two years, and which they classed as being "without proving or any clinical experience."

It is hardly to be supposed that a man of the ability and prominence of Dr. Kent would attach his name to any materia medica topic unless he had first given the remedy a thorough proving; his popularity as a writer, his prominence as a teacher, his interest and insistent investigation of this subject under all circumstances and at all times is evidence sufficiently strong

to convince one that the restrictions of the two above mention are not at all likely to injure either Dr. Kent, THE CRITIQUE or the cause of homeopathic materia medica.

The only thing at which I am surprised is the fact that any such incivility should be permitted in a body of homeopaths. So far as THE CRITIQUE is concerned, it is very happy to have these so-called unproven remedies to present its readers; that they are popular and considered reliable needs no greater proof than the very large increase in our subscription list during the past year; in the majority of instances the patronage being brought about because the subscriber "wanted Dr. Kent's letters upon materia medica."

These subscriptions have come from all over the world, which is pretty good proof, also, that Dr. Kent's reputation is not confined to Chicago and Cook county, Illinois. M.

* * *

DENVER "SCIENTISTS" TO THE RESCUE.—Not slow to see that certain forms of free advertising are not hard to secure, a trio of Denver "scientists" according to the secular press of recent date, have condescended to finish up the investigation of lachesis which was pretty thoroughly undertaken by a very famous member of the homeopathic profession many years ago, and for purely scientific purposes; recently it was made the medium of much newspaper notoriety by a New York firm more with the view of personal gain than any special desire to benefit either homeopathy or humanity. Now that the Denver scientific section have decided to turn loose a great majority of the incurable insane by the simple use of this old and well-proven drug, no wonder *The News* of the 21st ult., gave so much prominence to the following:

"Collaborating and experimenting for many weeks three Denver medical scientists have discovered wonderful, new therapeutic uses for lachesis, the most mysterious poison known to toxicology, which

is extracted from the venom of the *lechesis mutus*, a deadly viper found only in the jungles of the Brazilian Amazon, and of which there is only a small quantity obtainable in the world at this time.

The report that toxicologists had succeeded in extracting the poison from the lancehead viper in the Bronx zoological park in New York and a dispute among toxicologists throughout the world caused the three Denver medical scientists to procure a quantity of the old and new lachesis and undertake an investigation of its properties. Engaged in the research is a toxicologist and two neurologists well known to the medical profession in Denver and throughout the country and the experiments in Denver, which were made upon a woman, have led the experimenters to believe that they have discovered in lachesis, the mysterious snake poison, a cure for many forms of insanity which have heretofore been regarded as incurable.

If this is true, the Denver medical men, who at this time through their respect for professional ethics absolutely refuse to be quoted or to have their names printed, have made a discovery which will startle the medical world, and which will release from the asylums hundreds of patients who it has been believed were doomed to a life of insanity.

Within a short time the three Denver scientists will call for volunteers to join a "poison squad" of three males and three female adults, upon whom experiments will be made, and when this squad is formed and the experiments begun the world will be given all the knowledge that is now in the possession of the Denver scientists, together with the reports as to the results of the careful administration of the deadly poison upon all the organs, functions and senses of the various members of the poison squad. Later, if the discoveries of the Denver scientists are borne out by the poison squad experiments, further experiments will be made, if possible, upon the insane patients whose relatives are willing to try the new cure. That the sanction of the committing court will be necessary is known, but in the past dangerous experiments have been made in insane asylums in the interest of science, sometimes secretly and at other times with the full knowledge of the relatives of the subject and the court, therefore it is not believed that difficulty will be experienced in carrying out the experiments. The poison squad upon which the experiments are first to be tried will be drawn from medical colleges and nurses' training schools.

The original supply of lachesis, and until a few weeks ago all that was obtainable in the world, was procured by Constantino Hering, an eminent homeopathic physician, who conducted an expedition to the jungles of the Brazilian Amazon in search of the snakes from which

the poison was procured. Although three members of the expedition were lost as a result of the bites of the vipers, a considerable quantity of the poison was procured by Hering. Hering conducted experiments with the poison which caused it to be adopted as a remedy in severe nervous diseases. He was a deep student of toxicology and his study of lachesis and other poisons earned for him world-wide renown.

The expedition of Hering was conducted fifty years ago and, although the value of lachesis has often been questioned since, it has been recognized by the majority of homeopaths as a wonderful curative agent in nervous disorders and has been used to a great extent in the homeopathic treatment of disease. The original supply procured by Hering has lasted through the past fifty years for the reason that it has been administered only in small doses. Tablets of one one-millionth of a grain are still to be procured at immense cost and a quantity of these is in the possession of the Denver experimenters, as is a quantity of the new supply of lachesis which was extracted from the viper in the Bronx zoo.


It was a desire of the Denver scientists to determine whether the new lachesis was the true lachesis that caused them to experiment with the mysterious drug and has led them to believe that they have discovered a cure for heretofore incurable cases of insanity. * * *

The toxicologist of the trio of Denver scientists, however, has taken the poison himself in the course of his experiments and says he has cured an advanced case of hay fever from which he was suffering. As hay fever is known to be of nervous origin, he holds that the poison is a cure for some, if not all, neurotic disorders."

Commendable isn't it? and worthy of much approval, were it not for the fact that all this tommy rot about lachesis curing lunacy is about on a par with any other form of medical practice which applies its remedies according to the name of the disease and not to the requirements of the individual case. If the desire for notoriety has not completely deprived the Denver detachment of what little knowledge they may have had of homeopathic therapeutics, they must know that this drug is no more infallible in insanity than a dozen other remedies, provided the indications for its use are not clearly outlined in the individual.



New Medical Books



A Text-Book of Clinical Medicine. Treatment. By Clarence Bartlett, M. D., Professor of Medical Diagnosis and Clinical Medicine in the Hahnemann Medical College of Philadelphia; visiting physician to the Hahnemann hospital. 1,223 pages. Cloth, one volume, \$8.00. Half morocco, two volumes, \$10.00. Book expressage extra. Philadelphia. Boericke & Tafel, 1908.

If one had ever entertained hopes of securing a real homeopathic work on "treatment" or any other subject connected with the homeopathic practice of medicine, it is not at all surprising if a glance at the names of the author and publishers of the foregoing would well nigh convince them that their search was at an end, and that here was an opportunity to realize on at least one of their numerous investments. That the foregoing is a carefully written and, from a mechanical standpoint, a work of the print-shop art that is a delight to the eye, needs no great stretch of the imagination, but that it conforms sufficiently close to certain requirements calculated to convince one of the genuineness of its homeopathicity, is not so clearly evident.

Dr. Bartlett is the author of several text-books, all supposedly in sympathy with homeopathic principles; it is likewise understood that their publication is for the purpose of disseminating homeopathy, but if this last work is to be taken as a token, one must of necessity lay aside these principles were they to follow the therapeutic directions laid down in this work, especially after analyzing the amunition employed by the author.

So much for the **academic discussion**, as Kraft describes it: we are, also, "free to say that Dr. Bartlett has added a fine volume of Clinical Medicine," but we are not going to designate any particular physician, or school, which will be benefited thereby.

To the beginner in Homeopathy we would warn them against the **Homeopathic** author whose allegiance to the cause is lost in the lukewarm loyalty thereto as compared with his fealty to the foe, as this is what makes most of our so-called homeopathic literature the subject for mirth on the part of our friends, the enemy, and will ever furnish fuel for unfavorable comment and criticism just so long as supposedly homeopathic writers place before students and practitioners of the Hahnemannian art such stuff as the foregoing contains in abundance, and with evident sanction of the author.

M.

=====	BOOKS IN PRESS.	=====
-------	------------------------	-------

Messrs. Boericke & Tafel have given into the hands of their compositors the manuscript of a book of more than usual interest to the medical profession, namely: a translation of Rademacher's "Universal and Organ Remedies." The work is an abridgement of the original, taking in, as the title indicates, only matters of interest today; i. e., the universal remedies and the organ remedies. The late Dr. J. C. Burnett drew largely on Rademacher for many of his peculiar remedies that so greatly aided him in his brilliant and successful career. Many scholars have asserted that Rademacher is really the primitive and pioneer homeopath. This little book—it will run about 150 pages—will broaden the horizon of every physician who reads and studies it.

DISEASES OF THE NERVOUS SYSTEM.—By **John Eastman Wilson, A. B., M. D.**, Professor of Diseases of the Nervous System, New York Homeopathic Medical College, and Flower Hospital and in the New York Medical College and Hospital for Women; Neurologist to the Flower Hospital, Woman's Hospital, Hahnemann Hospital, Laura Franklin Free Hospital for Children, St. Mary's Hospital, Passaic, N. J., and Consulting Neurologist to the State Hospital, Middletown, New York.

A compendium of the diseases of the Nervous System, based upon the author's conception of the needs of the student, and of the general practitioner of medicine. It presents, in reasonable detail, the accepted opinions of the etiology, pathology, symptoms and treatment of these diseases, and, in addition, such modifications as are suggested by the experience of the author, or are of such recent date that they are as yet to be found in current literature only. The author recognizes that the average practitioner does not profess an accurate knowledge of the normal or pathological anatomy of the nervous system, and therefore elemental statements, and frequent repetitions have been employed. Treatment has been very fully described in all its forms, and, while in many instances, it has been necessary to point out the futility of all varieties of therapeutics, homeopathic remedies have been given the prominence which experience has shown to be their due, and the frequent necessity for palliatives, and adjuvants, has had its proper recognition. The anatomy, and pathology, of nervous structures, is fully illustrated, largely by original drawings. The book will contain about 465 pages. Price in cloth \$3.50; price in H Morocco, \$4.50. (In press). Boericke & Runyon, Homeopathic Publishers and Chemists, New York and Philadelphia.



Miscellaneous Matter



Send Us a Personal Item Occasionally

Miss Harriet L. Juneau, Kansas City, has been enjoying Colorado mountain scenery during the past month, and wound up with a brief visit to the editorial bungalow.

* * *

The business manager of **The Critique** has been having a serious time during the past month, owing to a badly injured arm and shoulder. He thought he could break a bucking broncho, but alas.

* * *

Kraft attended the dinner of the Unanimous club at the Hotel Baltimore, Kansas City, and, if one is to judge by the mention of the fact in **Medical Century**, was a feature of the event very much enjoyed.

* * *

As usual, that man Mastin and the **Critique** are ahead. Got the new president's picture, a big bunch of Institute news, and in the hands of its readers before some of the rest of us are on the press. —Iowa Homeopathic Journal.

* * *

The meeting of the American Institute of Homeopathy for the year '09 will be held at Detroit, Michigan. Well, there is considerable consolation in the fact that it is a good town and there are lots of good homeopaths in it.

* * *

Dr. W. J. Hawkes, Los Angeles, California, announces the removal of his offices from their former location to the Wright & Callender building, Fourth and Hill streets, rooms 311-12. His office hours will be from 11 to 12:30 and 2 to 4. The doctor will make a specialty of dietetics.

* * *

Dr. Lewis Pinkerton Crutcher has been appointed chairman of the Materia Medica section of the American Institute for '09 meeting; Dr. Rudolph F. Rabe was continued on the bureau of "Homeopathy," which is evidence enough that both of these important features will be capably conducted.

* * *

Dr. V. A. Hutton writes us from Meeker, Colorado, requesting that the address of his **Critique** be changed from Florence, Colorado, to the former location. The people of Meeker will find Dr. Hutton a good Homeopath and a most capable all-around physician, and **The Critique** congratulates them upon the location of Dr. Hutton in their midst.

* * *

Dr. D. E. Spoor, a former member of the faculty of the Denver Homeopathic Medical College in the early days of its existence, died

at his home in Schenectady, N. Y., May 29th, 1908, aged sixty-two years. His son, Walter L. Spoor, graduated from the Denver college, and, we understand, is living in Schenectady where he has a large and lucrative practice.

* * *

"Do not forget that dioscorea, a **teaspoonful** of the fluid extract, administered every **five minutes**, will cure almost any case of colic," We found the foregoing in **The Medical Summary** among the "Gleanings," or rather Dr. Chas. Nelson Hart did, and sent it us. The notation Dr. H. made and sent with the clipping is immaterial, but we are sure his opinion of this prescription would not look well in print.

* * *

Notwithstanding the fact that the Osler arrived at an age at which he declared, in 1905, that all men should be anesthetised beyond the deep surgical limit, no one has read of a run upon any of the pharmacies of his home town for chloroform with which he might "make good" regarding his opinion of men after reaching the age of sixty years, at which stage of the game he arrived the 12th of last month. It depends a good deal as to who is to be at the receiving end of the inhaler.

* * *

Dr. J. C. Fahenstock, of Piqua, Ohio, paid a visit to his brother and mother at McPherson, Kansas, after attending the meeting of the A. I. H. in Kansas City. After leaving for his home he met with a very thrilling experience **en route**, being on the Missouri Pacific train which was wrecked at Knobnoster, Missouri, the fore part of last month, by which many were killed and a still larger number injured. **The Critique** desires to congratulate the good doctor upon his miraculous escape; there are too few homeopaths of the Fahenstock brand, not to make the loss of even one a deeply regrettable calamity.

* * *

Joseph H. Lopez, M. D., of Philadelphia, says that "Homeopathy is about as scientific as the 'cuckoo' of a clock which amuses children and charms women of both sexes, by flopping its bogus wings and cuckooing like a bird. It is neither a bird nor a clock, it is only an echo, a waste product of the clock. But they would have us believe, that their tootsywootsy, pinky winky granules are the ball bearings on which the world revolves."—**Exchange**.

Lopez, M. D. Let's see, did any one ever hear of this expert on "cuckoo clocks?" In fact, isn't it rather an unusual line of business? Bet it pays him better than his medical practice did, however.

* * *

Cleveland, Ohio, June 30.—Control of the sex of infants is a practical proposition, according to Dr. Frank Kraft of the American In-

stitute of Homeopathy. Dr. Kraft says he has discovered no new principle, but has shown the practical application of an origination with the evolution theory. The principle, he says, is based on the law of the survival of the fittest. Kraft makes these declarations in a book just off the press. It is well known to scientists, asserts the author, that savage races and races which exist where the conditions of life are hardest produce a preponderance of male children. From this fact he deduces that nature recognizes in the female the weaker sex. Thus, he says, in times of plenty, females are likely to predominate. Some thinkers on the subject even go so far as to state that hard times produce male children.—*Daily Paper*.

* * *

New York, June 26.—The news that Dr. Hamilton Fisk Biggar, of Cleveland, charged \$100 a kiss at Kansas City and got away with it to the tune of \$5,000 for the propaganda fund to disseminate homeopathy, struck Broadway like a lusty young squall today.

Most of the excitement was among the theater folk, who have plenty of time, just now to give the matter ponderous thought.

"I guess he pulled off the stunt in the right place," Miss Juanita Joyce, a sylph like beauty, second from the end, front row, in one of the Broadway productions, said: "We've had a lot of different kinds of osculation—I believe the high brows call it that—in little old Noo York, but I never heard of any \$100 smacks that brought out the S. R. O. chromo and turned 'em away, as happened in Kansas City."

"If the dear old fellow had tried to make good on a proposition like that in New York," demurely gurgled Miss Bettina Beatrice, "he'd sure got a frost. Think of them dashing matinee idols who are going up and down the line looking for star parts! Why, he'd think the syndicate had sent him a whole bundle of black hand letters. They'd cut rates on him until there wouldn't be anything left except a few mutilated pasteboards in the discards of that there—what you call it—homeopathy propaganda."

"And, say," ventured Miss Mazie Moore, who is a show girl sometimes, "suppose he'd start anything like that here and some of us girls should open up in opposition. What a chance! Don't we have to practice in our regular line of business? What's the amateur kiss beside the finished production of the professional? This old 'gent' may have a swell line in his show window, for all I know, but we professionals are the ones that carry a complete stock of the latest novelties and most artistic designs."—*Daily Paper*.

The actresses who received the foregoing bit of free advertising were of the opinion that "if an amateur Homeopath could raise \$5,000 at \$100 a kiss, surely their finished production should beat him." Say, sissies, did you ever see Dr. Biggar?



READING NOTICES



O f I n t e r e s t t o E v e r y b o d y

THE FREQUENT, URGENT DESIRE TO URINATE in old men, with some mucus discharge, is relieved by a teaspoonful of sanmetto every three or four hours.

NOCTURNAL INCONTINENCE OF URINE IN CHILDREN.—Add eight drops of belladonna and eight drops of tinct, nux vomica to eight ounces of sanmetto. Of this, one-half to one teaspoonful is given before each meal and at bedtime.

SEXUAL DEPRAVITY OFTEN DUE TO THE DISEASED PROSTATE—As shown by the fact that many cases of morbid conditions of the prostate could be recited in which by the use of sanmetto the prostate was equalized, the irritation and difficult micturition removed and the sexual instinct normalized. And it may be said that in prostatic hypertrophy it is always better to give sanmetto a fair trial before resorting to the knife, the result of which are accompanied with doubt and danger.

IN ENLARGED PROSTATE OF THE ADENOMA variety of both lobes grow equally and there is no enlargement of the middle lobe, it may cause the patient very little trouble, and if carefully advised and with the administration of sanmetto and the use of sitz baths, may be much better off if allowed to keep his prostate than if he runs all the risks of an operation, that should never be lightly undertaken, for one can never be sure that his patient will recover; some of the most promising cases suddenly develop uremia after operation, and die.

ACUTE CYSTITIS IN THE FEMALE is caused by various pathogenic bacteria, foreign bodies, traumatism, retention of urine, unclean catheters, exposure to cold, etc. The symptoms are frequent urination, with tenesmus and a burning sensation in the urethra, later on pain in the bladder, hematuria, and the urine contains pus and epi-

thelial cells. Chills, rapid pulse, fever and headache may also be present. The treatment includes rest, administration of sanmetto, plenty of cold water or milk, bland and mild food, laxatives, hot sitz baths or vaginal douches, irrigation of the bladder with antiseptic solution followed by solution of nitrate of silver.

THE FIRST SYMPTOMS OF MIGRAINE.—Dr. J. J. Caldwell, of Baltimore, Md., in "Medical Progress," writes as follows: "The treatment of migraine, to be correct, must be adjusted on the basis of the element of causation. Constipation, if present, should be treated by a proper dietary and regular habits, but purgatives should be avoided. Only mild laxatives should be employed, and they should be abandoned when diet regulates the bowels, as proper diet will do. During the premonitory stage we can generally abort or rather prevent the development of an attack by the administration of two antikamnia tablets. They should be given as soon as the first symptoms of the attack are manifest. If, then, all symptoms are not speedily dissipated, another dose should be given in three-quarters of an hour or an hour. This means is a most effectual one to abort an attack, and when the attack is developed, antikamnia tablets will relieve the pain usually in about forty minutes.

PUBERAL ANEMIA.—"Broad clinical experience certainly tends to support the opinion of many medical men that chlorosis is practically limited to the female sex, and to these during the child-bearing period. As is well known, chlorosis is hardly a true anemia, inasmuch as it consists rather of a decrease of hemoglobin than any marked or constant diminution in either the corpuscles or mass of the blood. There is a true anemia, however, which occurs at or about puberty and is common to both sexes. This may properly be spoken of as a puberal anemia and manifests itself by both oligocythemia and oligemia. Young men as well as young women are attacked and the cause seems to rest on actual structural deficiencies rather than on emotional influences, as is generally believed to be the case in chlorosis. It is slow and insidious in its onset and is characterized by a pallor or bloodless appearance quite different from the greenish color of

chlorosis. Examination of the blood shows a greater or less decrease of hemoglobin, but unlike chlorosis, the red cells and total quantity of the blood are lowered very markedly. Strange to say, however, the specific gravity is usually raised in puberal anemia, while in chlorosis it is generally lowered.

One pronounced clinical symptom referable to the pulse, according to a prominent English authority, will moreover be found in puberal anemia, which is not common in chlorosis. In anemias of failing quantity, such as puberal anemia, the pulse is almost invariably feeble and empty, while in chlorosis it is often dull and even of quite excessive pressure.

The type of anemia under discussion is probably due to

(1) Excessive demands on, or actual destruction of the blood elements.

(2) Deficient renewal of its elements.

(3) Or both.

The first is a sequence of some disease like fever or toxemia; the second of inanition or malnutrition; and the third of some wasting process, which not only depreciates the blood, but by lowering functional activity militates against any physiological tendency to restoration.

In any instance the paramount need is to stimulate hematopoiesis, and for immediate and satisfactory effect in this direction Pepto-Mangan (Gude) has been found of very great value. Under its administration, the hematogenic function is actively increased and the appetite and general nutrition rapidly raised. The digestion is improved and never embarrassed—a statement that can be made of none of the inorganic preparations of iron.

It goes without saying that the best of hygiene, good and as much outdoor life as possible should also be prescribed in the treatment of puberal anemia. The condition if allowed to continue is always dangerous, principally because of its predisposing tendencies to graver disease; but the results of the treatment recommended are usually so prompt and decisive that there is rarely any excuse for its not being controlled. At any rate, "It is the stitch in time" that saves serious trouble, and Pepto-Mangan (Gude) in this class of cases will be found a very dependable stitch.

VOL.
XV

ORIGINAL ARTICLES

No.
9

Denver, Colorado, September 1st, 1908

Entered at Denver Postoffice as Second-Class Matter.

ZINCUM PHOSPHORICUM.

By James Tyler Kent, M. D., Professor Materia Medica, Hahnemann Medical College and Hospital, Chicago.

THE times of aggravation of this remedy are *morning*, forenoon, AFTERNOON, EVENING, NIGHT.

He has a strong craving for warm, fresh air and is markedly sensitive to drafts; the open air ameliorates in general; marked general physical anxiety; many symptoms are worse from ascending. Hands and feet and other single parts go to sleep and become numb. Many symptoms come on from bathing. Some symptoms are worse after breakfast. It has been a very useful remedy in the treatment of chorea; lack of vital heat; sensitiveness to cold air. Symptoms come on from becoming cold and in cold, wet weather. There is constriction like a band around the body. There are convulsions: clonic; epileptiform; hysterical; internal; tonic. Some complaints are worse and some are better from eating. Complaints are worse after the least physical exertion. Frequent fainting spells. Several kinds of food seem to disagree: bread; milk; sweets; warm; cold drinks ameliorate. Marked formication all over the body. There is marked *heaviness* in the body and limbs. Great sluggishness and *lack of reaction*. Violent JERKING in the body. Extreme LASSITUDE with desire to lie down yet lying in bed aggravates many symptoms. Worse before DURING and *after* menstruation. Some symptoms are worse and some are better from motion. Most symptoms are worse on beginning to move: there is aversion to motion: NUMBNESS in many parts. Pains are very numerous; BITING; *boring*; bruised; burning external and INTERNAL; CUTTING; pressing external and INTERNAL; STITCHING; TEARING in MUSCLES and NERVES. Paralysis: one sided; or organs; painless. External and internal pulsation. Pulse: FAST; *intermittent*; *irregular*; *small*; weak. He desires to be rubbed and most symptoms are ameliorated by rubbing. Sensitiveness prevails throughout the whole proving especially to pain. Electric shocks are quite common. From looking at the

proving as a whole it may well be said that the symptoms resemble the results of sexual excesses. The symptoms are often quite one sided. The symptoms come on while *SITTING*, *standing* and during sleep. Throughout all the muscles a feeling of tension. Throughout the body and limbs extreme *trembling* and *twitching*. Uncovering aggravates. Walking ameliorates the restlessness and aggravates the weakness; ameliorates the pain in the back. There is marked weakness in the *morning* and evening; during menses; marked *NERVOUS* weakness; worse walking. A sensation of extreme weariness. The patient is very sensitive to wet weather to *wind* and to *wine*.

Becomes angry from trifles and even violent and his symptoms become worse from anger. Anxiety in morning; afternoon; night; with fever; during menses; on waking. Wants things which he does not need. Aversion to being alone. Concentration of mind is quite difficult; confusion of mind in morning; on waking; evening; after eating. Much annoyed by presentiment of death. Delirium: frightful; raving; rasping with fingers; picking at the bed clothes; violent. Delusions of fancy and even delusions; sees dead people; fire; images at night. *DULNESS OF MIND*. *EXCITEMENT*. Attempts to escape. Mental exertion aggravates his symptoms. Exaltation of fancy. Constantly *APPREHENSIVE*; evening; night; of death; ghosts; of robbers; on waking. *VERY FORGETFUL*. His symptoms are worse from fright. He is heedless, impatient, impetuous, indifferent, extremely *INDOLENT*, and appears like one going into imbecility. It should become one of our most useful remedies in insanity. Marked irresolution. Irritability in the morning; *EVENING*; with headache; during menses. Silly spasmodic laughter followed by loquacity. *Loathing of life*. Malicious ideas come frequently. *Memory very weak*. Hilarity in the evening. Moods are very changeable. Morose, obstinate and easily offended. *MENTAL PROSTRATION* and aversion to work. Restlessness in the morning; evening; night; anxious. *SADNESS* in the morning; afternoon; evening. Marked dulness of the senses. Sensitive to music and to *NOISE*. Sexual excess aggravates the mental symptoms, shrieking out in sleep. Inclination to sit in perfect silence; indisposed to speak. Speech at times is incoherent. Starting easily also during sleep. Marked

stupefaction with much vertigo. Thinks much about suicide. His thoughts wander and vanish. He talks in sleep. Unusual timidity. Unconsciousness from fainting. Much weeping; during menses. Vertigo in the morning in bed; forenoon; noon; night; during headache; after dinner; tendency to fall; with nausea; before menses; while sitting; while standing; while walking.

The forehead is cold. There is constriction of the forehead and even of the whole head. Heat in the head especially in the evening; forehead. Hyperaemia of the brain. Eruptions on the scalp. The hair falls out. The head feels heavy in the morning and in the evening; forehead; occiput. The scalp itches. Pain in the head: in the morning in bed; *afternoon; evening*; at night; BETTER IN THE OPEN AIR; worse on ascending steps; binding up the hair; better from cold applications; worse after eating; from becoming heated; with desire to lie down; lying sometimes aggravates and sometimes ameliorates; before and during menses; *from mental exertion*; NERVOUS AND SPINAL HEADACHES; worse from noises; paroxysmal; periodical every day; better from pressure; worse from the heat of the sun; from talking; while walking; warm room; WINE. Pain in the forehead in the morning; *above the eyes*. Pain in the *occiput; sides of the head; temples; vertex*. Burning pain in forehead. Sore bruised pain in the head. Bursting pain in the forehead. Drawing pain in the forehead; occiput; temples. Pressing outward in the *forehead*; over the eyes; occiput; sides of occiput; sides of head; temples; occiput; vertex. Stitching pains in the head on coughing; forehead; sides; temple; vertex. Stunning pains in the head. Tearing pains in the head; forehead; occiput; *SIDES; temples; vertex*. Perspiration of the whole head; *forehead*. Pulsation in the whole head; forehead. The brain is very sensitive especially during menses. Electric shocks in head.

Agglutination of the lids in the morning. It has cured cataract. Thick muco-purulent discharge from the canthi. The eyes are very dry and lustreless. Heat and burning in the eyes. Inflammation of the lids. Itching of the lids and lachrymation in the open air. He lies with half open eyes. Pain in the eyes: biting; burning in the evening; *pressing*; shooting; *stitching*;

tearing. Paralysis of the lids; *optic nerve*. Photophobia in sunlight. Pupils contracted and then dilated. Redness of the margin of the lids. Staring and sunken look. Oedematous lids. Before the eyes there are floating spots; green colors; a halo of colors around the light. The vision is dim. Exertion of vision brings on many symptoms. There is flickering before the eyes. *Vision becomes foggy*. Bloody or purulent discharge from the ear. Itching in the ears. Noises: evening; night; with vertigo; buzzing; fluttering; ringing; *roaring*; whizzing. Pain IN THE EAR; behind the ear; burning; *stitching*; TEARING. Pulsation in the ear. There is swelling of the external ear and inside of the ears. Twitching of the ears. Hearing is impaired.

Catarrhal irritation of the nose with redness of the skin of the nose. Coryza worse in the evening; fluent alternating with dry. Discharge from the nose; bloody; *copious*; excoriating; purulent; thick; from posterior nares. A sensation of dryness in the nose. He blows blood from the nose. The nose feels obstructed. Itching inside the nose. Soreness inside the nose. Smell at first acute, later diminished. Frequent sneezing. The nose is red and swollen.

The lips are dry and cracked. Much discoloration of the face; bluish circles around the eyes; earthy or pale; sickly face. Eruptions on the nose; pimples on the face and forehead; vesicles. The expression is sickly and haggard. Much itching of the skin of the face. It has cured right-sided paralysis of the face. The face looks sunken and distressed. The lips are swollen. There is a twitching of the muscles of the face. Small ulcers of the lips and corners of the mouth.

The gums bleed and the tongue is cracked. The mouth is dry and the tongue is coated white. The gums are painful and sore and the tongue burns. The papillæ on the tongue are erect. Salivation with bloody saliva, scorbutic gums. The gums are much swollen. Taste, bad; bitter; insipid; metallic; saltish; sweetish. Small ulcers upon the gums. Vesicles upon the tongue. The teeth become loose. Pain in the teeth; masticating; from pressure; on going to sleep; burning; drawing; jerking; pulsating; sore; stitching; tearing.

Constriction and *dryness* in the throat; constriction of the

œsophagus. Frequent hawking. Throat is much inflamed. Sensation of a lump in the throat. Constant formation of tenacious mucus in the throat. Constantly scraping the throat. Pain in the throat on swallowing; burning; pressing; rawness; soreness. Spasms of the œsophagus on swallowing. Difficult swallowing of solids or liquids. Swelling of the throat, tonsils and uvula. Drawing and pressing in the sides of the throat externally.

Appetite is variable; capricious; diminished; increased, even ravenous; ravenous after eating; wanting at noon; wanting with thirst. Aversion to food; to cooked food; to meat; to sweets; to warm drinks; to wine.

Constrictive sensations in the stomach. Desires beer and cold drinks. A SENSATION OF EMPTINESS IN THE STOMACH. Eructations: in the evening; ameliorated by; after eating; ineffectual; acrid; bitter; empty; tasting of the food eaten; sour after eating and after milk; water brash. Fullness after eating with heaviness. Hiccough after eating. Heaviness in the stomach. NAUSEA; in the morning; noon; after eating; during headache. Pain in the stomach: morning; evening; after eating; during menses; burning; cramping; cutting; gnawing; fuming; soreness; stitching. Sinking in the stomach with retching. Extreme thirst in the afternoon and evening. VOMITING: morning; after drinking; *after eating*; with headache; during pregnancy; *bile*; bitter; black; blood; brownish; food; green; mucus; sour; *watery*; yellow.

Sensation of coldness in the abdomen. Distension of the abdomen after eating. Enlarged liver. Obstructed flatulence. Fullness after eating. Heaviness in the abdomen; sensation of a weight in hypochondria. Sensation of movements in the abdomen with gurgling. Pain in the abdomen: in the morning; in the evening; as if diarrhœa would come on; after eating; before menses; during menses; paroxysmal; after stool; while walking; in hypochondria; in hypogastrium before menses; in the inguinal region; in the region of the umbilicus.

Cramping pain in the morning; in the sides of the abdomen; in the umbilical region. Cutting pain in the region of the umbilicus. Dragging pain in the abdomen. Pressing in the hypo-

gastrium and in the liver. Soreness in the hypochondria. Stitching pains in the abdomen; in the right hypochondrium; in the liver; in the side of the abdomen. Tearing pains in the abdomen. A nervous feeling in the abdomen; tension in the abdomen with *rumbling*.

CONSTIPATION: alternating with diarrhœa; stool very *difficult*; rectum inactive; no desire for stool; unsatisfactory stool; ineffectual straining; the stool is dry, hard, large, light-colored. *Diarrhœa*: afternoon; evening; painless; involuntary; with brain affections. The stool is bloody; brown; copious; frequent; green; offensive; watery. Copious flatus which ameliorates symptoms; offensive. Formication and itching in the arms in the evening. Hæmorrhoids external; bleeding. Much moisture about the anus. Pain in the anus and rectum; during stool; burning, during and after stool; cutting; pressing; soreness; stitching; tearing; tenesmus after stool. Prolapsus of the anus. Inefficient urging to stool.

Pressing pain in the bladder. Paralytic weakness of the bladder. Retention of urine. Spasmodic contractions in the bladder. *Urging to urinate*; night; ineffectual; sudden; must hasten or will lose the urine; sudden urging after urination. Urination dribbling; dysuria; feeble stream; frequent but worse at night; with interrupted stream. Urination involuntary but worse at night; during sleep; on coughing; after stool; weak bladder.

Pain in the kidneys; cutting in the ureters; stitching in the kidneys; suppression of urine. Emissions of prostatic fluid during difficult stool. Hæmorrhage from the urethra. Burning in the urethra during urination. Cutting and stitching in the urethra. Urine: albuminous; bloody; burning; CLOUDY ON STANDING; dark; *copious*; SEDIMENT; cloudy; flocculent and sandy and red, sandy and white. It has cured where sugar was found in the urine. It has cured so-called nervous colorless watery urine.

Troublesome, painful, strong, even violent erections at night. Pain in the testes; drawing pain in the testes; pressing in the testes; soreness in the testes; stitching pains in the penis and glans. *Seminal emissions*: without dreams. Sexual passions in-

creased and even violent. Swollen testes. In the female the sexual desire is also *increased*. Inflammation of the ovaries. *Leucorrhœa*: acrid; bloody; *after the menses*; *yellow*; white. Menses: absent; bright red; clotted; copious; frequent; late; scanty; protracted; suppressed. Pain in the vulva; in the ovaries; worse in the left; bearing down before the menses; soreness in the vulva. Prolapsus of the uterus.

Constriction of the larynx. A sensation of dryness in the larynx. Accumulation of mucus in the larynx. Burning, rawness and soreness in the larynx and trachea. Tickling and scraping in the larynx. Hoarseness with coryza. Rough, weak voice. Respiration is accelerated, anxious and asthmatic, worse at night; spasmodic asthma; *difficult*; evening, night and after eating; *irregular*; *rattling*; short; suffocative. Cough: daytime; day and night; morning; afternoon; evening; night; asthmatic; from deep breathing; constant; after dinner; dry evening and night; exhausting; hacking; from irritation in the larynx and trachea; *a nervous cough*; paroxysmal; racking; during rest; short; worse sitting; better rising and moving about; spasmodic; *spinal cough*; tickling cough; violent. It has been a very useful remedy in whooping cough. Expectoration: daytime only; morning; bright, red blood; blood streaked; difficult; frothy; *greenish*; *mucus*; purulent; tasting putrid and sweetish; viscid; yellow.

An anxious feeling in the chest. Constriction as of a band; of the heart; in spinal affections. Pimples on the chest. *Oppression of the chest*. Pain in the chest: evening; during cough; on deep breathing; in the heart; aching in the chest; burning in the chest with rawness on coughing; cutting; *pressing*; soreness on coughing; soreness in mammae. Stitching pains in the chest; on coughing; deep breathing; sides of chest; worse in the left side; in the heart. *Palpitation*: she feels every beat of the heart; *anxious*; heart pounds like a hammer; on waking. When spinal affections change into phthisis. Spasms of the chest.

Sensation of great heat, even burning, in the back. Itching and formication of the back. Convulsive motions of the muscles of the back even to opisthatonais. *Pain in the back*: during chill; before menses; during menses; *on motion*; *rising from a*

seat; WHILE SITTING; while standing; some pains are ameliorated walking; cervical region. Pain in the dorsal region; between the scapulæ; in the spine. Pain in the lumbar region; during menses; on motion; rising from a seat; while sitting; better walking. Pain in the sacrum. Pain in the coccyx, during menses. Violent pain in the spine while sitting, better walking. Aching in the lumbar region. Bruised pain in the back; cervical region. Burning pain in the back and spine; lumbar region. Drawing pain in the back; between the scapulæ; in the lumbar region. Pressing pain in the back; lumbar region. The spine is very sore to touch; dorsal region; coccyx. It is a most useful remedy in spinal irritation. Stitching pains in the back; in scapulæ. Tearing pains in the back; in the cervical region; in the scapulæ. Stiffness in the back; cervical region, Great *weakness* in the lumbar region.

Chilblains of the feet. A most useful remedy in chorea. Cold extremities; upper limbs; HANDS; finger tips; thighs in the morning; feet icy cold at night. Cramps in the lower limbs, calves and feet. Blueness of the hands. Dryness of the hands and fingers. Pimples and vesicles on the extremities. Formication, especially of the feet. Heat of the palms and feet; burning soles. Heaviness of all the limbs. Itching of the skin of all the limbs. Jerking of the lower limbs; worse during sleep.

Numbness of all the limbs. Pain of all kinds in the limbs; rheumatic; upper limbs; shoulders; lower limbs; thighs and legs; in the heel. Pains down the sciatic nerve. Burning in the upper limbs; forearm; hands; lower limbs; thighs; feet; soles. Drawing in the limbs; upper limbs; upper arm; forearm; thighs; thighs in the evening ameliorated by motion, worse sitting, better walking; *knees*; legs. Sore bruised pain in the limbs; thighs; legs. Stitching pains in the limbs; upper limbs; shoulder; hands; lower limbs; hips; thighs. *Tearing pains in the limbs*; JOINTS; *upper limbs*; shoulder; *upper arms*; forearm; wrist; hand; fingers; *lower limbs*; hip; *thigh*; knee; leg; toes. Painless paralysis of the lower limbs. Perspiration of the hands; cold; lower limbs; FEET; offensive foot-sweat; suppressed foot-sweat. Restlessness of all the limbs, especially feet and legs. Stiffness of the lower limbs. Dropsical swelling of the feet. Tension in the hol-

low of the knee; in the legs; in the calf. Tension in the thigh; in the evening; worse sitting; better walking; better drawing up the limbs. Twitching of the upper limbs and thighs. Weakness of all the limbs but more especially of the lower limbs and legs.

Comatose sleep: Dreams, anxious, of falling; frightful, horrible; of misfortune; of great mental exertion; vivid. Late falling asleep. Sleepiness in the afternoon and after eating. Sleeplessness before midnight and after three (3) a. m.; sleepless after waking. He is unrefreshed in the morning after sleep. Wakes up too early; three (3) a. m.; frequent.

Chill: afternoon; evening; cold air; in bed; after eating; *external chill*; *shaking chill*; after sleep. Fever: evening; night; *alternating with chill*; flushes of heat. Perspiration: at night; cold; profuse; during sleep.

Diminished sensation in the skin. Sensation of biting after scratching. Burning sensation in the skin after scratching. Objective coldness of the skin. The skin cracks easily. Red spots. Dryness with burning. Eruptions: boils; burning; herpetic; itching; moist; rash; scabby; worse after scratching; *smarting*; SUPPRESSED; suppurating; urticaria, worse after scratching; vesicular. FORMICATION all over the body. Itching: itching, biting; itching burning; itching crawling; itching stinging; worse in a warm bed. Hyperæsthesia. Sticking pains in the skin. Ulcers; bleeding; burning; discharge bloody; *indolent*; itching; painless; smarting.

92 State Street, Chicago, Ill.

THE RELATION OF PURE HOMEOPATHY TO PUERPERAL FEVER

Julia C. Loos, M.D., H.M.

A MOTHER, dwelling in a beautiful, country-borough home, terminated her pregnancy and so happily and successfully delivered her child to present to her doctor-husband that the nurse permitted her to sit up in bed to take breakfast next day. After a few days' siege of puerperal fever, death ended the suffering; the new babe was motherless within a week.

In a large city a young wife, active throughout her first

pregnancy, papered her own bedroom and attended to many other preparations for her own period of confinement and for the expected new guest; her medical attendant was quoted to the effect that he never saw a woman go to her parturient bed in better physical condition. Within a week fever developed and persisted. Drugs, changed almost as frequently as the doctor's visits, morphine injections, ice-cap, oxygen inhalations—all forms of attention that her doctors conceived—were employed. As a result, at the end of three weeks the home was robbed of its main-spring and light and held a motherless babe.

These instances are multiplied by the hundreds, where more or less functional disturbance has been noted before parturition. The shadow of possible fever hangs threateningly over the joyous anticipation of new maternity, but it is to be emphasized that healthy women are not so vitally disturbed by slight extra exertion in the course of a normal function. They may not be *disabled* by illness, but to the careful observer, there would be previous evidences of abnormality before such an overwhelming storm should break. To the true physician, attention to the early hints of disorder gives power to dissolve the clouds of threatening possibility; the prospective mother and her friends should be freed from the indefinite fear and in realization extend her maternal care over the babe she has borne.

Pregnancy and parturition, in any woman, present the opportunity for the most active and complete performance of her physical functions; in the creative impulse, the subsequent nutrition of the fœtus and its final delivery, the entire economy accommodates its many functions to that supreme aim; at no period of life is there larger general demand on the economy than when the vital force is controlling its wonderfully co-ordinated machinery to develop the new image within the uterus, at the same time maintaining repair and activity in the body of which it continues the tenant.

During these periods, every organ is required to respond to larger demands. Weakness in any organ is apt to be manifest during the extra strain, presenting symptoms that on other more ordinary occasions are not revealed. All activity is increased,

hence the active evidence of disorder is presented; the index of the quality of vital control.

To the student of disorder and its rational cure, who recognizes all symptoms as outward manifestations of internal disturbance, these periods of more active expressions afford the opportunity for more positive recognition of the image of disorder, traced in the symptoms. Thereby, is the remedy which the organism demands for its restoration to normal order more distinctly perceived and the patient is benefited by its administration. Whatever form of disorder arises in the pregnant or parturient woman is indeed an orderly, harmonious expression of the internal disorder (strange as the verbal expression may appear). This knowledge proves the stimulus to close study of each case to interpret its symptoms, with assurance of the result when the remedy image is perceived and the remedy administered. This perception of the remedy image is for the time the prescriber's one aim.

Granting all the varied disturbances of pregnancy and parturition are manifestations of internal disorder, it is evident that the nearer to normal order the patient remains or returns, the less will these manifestations exist; the less will the patient suffer. This is true concerning all forms which have been observed and considered under definite pathological names as truly as the more vague sensations without recognized pathologic foundation. Whims, cravings and aversions of pregnant women, cardiac and renal disturbances, spasms, manias, placenta retained, hæmorrhages, fevers: these all belong in the category of expressions of internal disorder. These fail to occur or cease to continue in proportion as the patient is returned to order, internally.

The peculiar province of Homœopathy is to restore order in the patient. Always and ever, whatever the complaint, the good of the patient is the aim of Homœopathy's claims. The condition of the patient, also the endurance and reaction, are judged by the groups of symptoms in their course of development and disappearance. From the foregoing facts the logical conclusion is that in the event of any disturbances developing during pregnancy or puerperium, the application of remedies according to the principles of Homœopathy is the best method of relief.

The use of the remedy homœopathic to each individual case, is followed by dissolution of the ailments which distress the patient or menace her safety.

In reference to puerperal fever, our especial subject of consideration at present, the experience of the disciples of Homœopathy corroborates this philosophy. They report: "My patients do not develop puerperal fever, when treated during pregnancy. I have been called a few times to see cases when it had developed and then the homœopathic remedy soon cleared it away." In patients who have had the benefits of this form of treatment during pregnancy, such an orderly condition is established that that the uterus is emptied of the products of conception and the waste products incident to uterine involution are expelled, without exciting fever and poisoning.

If the patient has not had the previous benefit of such treatment and the group of symptoms does develop, which so frequently invades what should be the chamber of joy and peace, Homœopathy's disciples need not approach with knees trembling in helpless alarm. Calmed and sustained by the unfaltering trust in the power of remedies, properly selected and administered, with unprejudiced mind and attentive fidelity in noting the symptoms as they arise, the homœopathic prescriber is able to testify to the efficiency of our art in these severe conditions. Under the influence of suitable remedies, the evidences of poisoning disappear while the uterine discharges increase and assume a character approaching normal and the fever subsides. No time is lost in the patient's progress as these remedies at the same time restore her vigor and reaction.

What is the relation of Homœopathy to puerperal fever?

If employed before the period of its possible development, it carries a prevention. If called upon in the midst of the siege, it can be trusted, without misgivings, to restore order in the patient so that evidences of its existence shall be destroyed within her. So long as the internal reaction is disregarded, no amount of attention to destroying the poisons externally will avail for the cure of the patient. With normal conditions created internally, the poisons will not continue to develop and all evil effects will disappear.

30 North Second Street, Harrisburg, Pa.



EVERY DAY PRACTICE



Peculiar and Unusual Cases Wanted

ULCERS IN THE STOMACH.—On November 6, 1907, a tall, slender, poorly nourished, light-complexioned, rather raw-boned man, thirty-six years of age, came to my office for consultation. He was the picture of despair and the victim of despondency. A carpenter by trade, and always a hard worker, he introduced himself and his ills by saying:

“Doctor, I don’t understand why I should be so weak and emaciated, for, until last spring, I was always strong and vigorous.”

It was a difficult matter to elicit symptoms from him, for his mind seemed to center upon ulcers in the stomach and the hospital where he had been for the past five months. His story, briefly, was: Taken sick with stomach trouble in May, 1907. The physician consulted at that time diagnosed ulcers and ordered his removal to the city hospital where he was put on a test diet, with repeated use of the stomach pump to confirm the diagnosis. This was apparently established by the bloody mucus found in the contents of the stomach. The treatment of scanty and liquid diet, stomach lavage and saline cathartics continued until the man became so weak and so emaciated that he could scarcely walk.

His money and patience being exhausted, his courage stimulated (?) by a prognosis of speedy dissolution of soul and body after five months of science, he bade adieu to his cheerful surroundings and scientific friends and sought relief elsewhere.

After considerable difficulty the following symptoms were obtained and written: “Severe pain in the region of the stomach, aggravated by eating; irritable, despondent, extremely tired, sensitive to cold, stomach very sensitive to pressure; hands and feet cold; hungry, but dare not eat because of pain after eating.”

For this state of affairs there must be a cause and on inquiry learned, "It just came on, that's all I know about it."

I asked: "What had you been doing before that trouble began?" "Nothing out of the ordinary."

Prior to this attack he informed me that all was in order except that his feet sweat very much, but this he considered of no value. When asked, "How much did the feet sweat?" he said: "Until my stockings were so wet that I must change them daily, and my feet smelled so badly that my wife refused to stay in the same room with me when changing my stockings."

"How are the feet now?" "Oh, they are all right; they don't sweat any more." "What did you do to stop this foot-sweat?" "I used Allen's Foot-Ease." "How soon after using Allen's Foot-Ease did the stomach trouble come on?" "Well, I never thought of that. Let me see: about two weeks elapsed before my stomach began to pain."

"Did your feet stop sweating when the pain in the stomach began?" "Yes, sir."

Here the patient tarried long enough to ask why I was so particular about these matters, of which his former physicians had not said a word. But I had my key to the difficulty and any novice could solve the problem. . . .

"Suppressed foot sweat; cold; sensitive to cold; ulcerating pains in the stomach, aggravated by eating," etc., etc. You see the diagnosis and the remedy.

I gave silica, 200, four powders; one every 2 hours, to get immediate action, until the four were taken, and these followed by a liberal quantity of sac. lac.

On November 15, 1907, he reported improvement in every way. Eating some solid food with much less pain after eating. Sac. lac.

Nov. 29. Improvement continues. Sac. lac.

Dec. 6. Improving; has gone to work, the first time in six months. Sac. lac.

Dec. 18. Improving. Same.

Jan. 18, 1908. Feet are beginning to sweat; there is an

eruption under the skin, invisible, but itching violently at times during the night; the stomach is very much better. He is eating heartily and growing stronger every day. *Question*—Will the remedy given be able at this time to continue the perspiration on the feet and bring the eruption to the surface of the skin? Possibly.

The man talked of going to work in a neighboring town, and if so I would not see him so frequently. Because of this fact, more than the symptoms present led me to give him one dose of silica, the 50 m.


Feb. 1, 1908. Constant and rapid improvement. The man has an appetite like a woodchopper; he is working hard at his trade every day and feels the same old vigor as that of years ago. Since then he has moved to Michigan, and I learn through friends that he has quite fully recovered.

In the treatment of this and similar cases, which is a daily occurrence, vital questions arise. For instance: Did the suppression of perspiration on the feet cause, directly, the symptoms here found, and the possible ulcers? If so, why did not the first physician in attendance discover this point, prescribe accordingly and save this poor man much pain and prolonged suffering? Will a potency of such strength as I gave relieve the pain as quickly as this was relieved and change the pathological conditions as quickly as this was changed? Are the moral effects of an indicated remedy equal or superior to the magnanimous performances of science? Maybe this is not a pertinent question, but what think you, at any rate?

Possibly the man would have recovered in time by simply taking nothing. Then what?—G. E. DIENST, M. D., 81 Fox St., *Aurora, Ill.*



SPECIAL ARTICLE



THE TREATMENT OF HYPER-TROPHIED TONSILS AND OF ADENOID VEGETATIONS FROM THE STANDPOINT OF THE RATIONAL HAHNEMANNIAN THERAPIST.

By **Rudolph F. Rabe, M.D.**

MUCH has been said and more has been written upon the treatment of hypertrophies in the naso-pharynx, until it would seem that nothing is left to predicate of this trite subject. So far as we as homeopathic physicians in general or special practice are concerned, the subject appears to have a perennial interest, since whenever it is projected into the sea of discussion which always rages around it, the time-honored differences of opinion are patriotically voiced, only to add to the general befogging of the question. For, on the one hand is the specialist, whose interest lies entirely in the direction of surgical procedure and whose aim is the perfection of his mechanical technique employed in the eradication of the pathological offender, while on the other hand stands the medical extremist, who boldly proclaims that all cases can and should be cured by internal remedies alone, or that all of his cases, at least, have been so cured.

It may not, therefore, be amiss for one less inclined to swing to either end of the therapeutic pendulum, to venture upon the more placid current between the Scylla of surgery and the Charybdis of extreme dynamics.

From the rational Hahnemannian point of view, disease does not consist in mere pathological entities, but, rather, in the subtle though no less recognizable manifestations of disease activity called symptoms, whether these be subjective, objective or both. That these symptom manifestations, if left to themselves and allowed to proceed in the natural order of their inevitable development, will eventually ultimate in gross pathological tissue change cannot be denied. Once, however, this end-product of morbid activity has been completed, the symptom-

gamut of the patient has well-nigh been run, and those symptoms which will now occur are largely mechanical or else reflex in nature and effect. Hence these latter manifestations no longer mirror the patient himself but only reflect his ultimate tissue changes.

Remedies do not cure diseases, but by assisting deranged or altered metabolism cure patients in whom disease is manifested. Therapeutics to be truly curative and not merely palliative or mechanical in nature must be based upon this fact, a thorough understanding of which does much to reconcile otherwise apparently opposite or diverging views.

It is a fact, perhaps difficult to explain but easily recognized, that children born with certain constitutional tendencies, whether these be called tuberculous, scrofulous, psoric, sycotic or what not, do develop glandular enlargements, tonsillar hyperplasias and adenoid vegetations. In these patients the very constitutional conditions which permit or encourage such hypertrophies are themselves the essential aids in indicating the means for their relief and taken together with parental idiosyncrasies where these can be obtained, form a therapeutic basis for the successful prescription, administration and action of the needful remedy. It is therefore, in such cases, that the pathological excrescences under consideration can be arrested in growth and caused to disappear by curing the patient of the causal tendencies which gave them birth.

Here it is that the barytas, the calcareas, the nosodes and other polychrestic constitutional remedies perform really miraculous cures and their selection admits of the exhibition of scientific accuracy whilst their administration in even the highest potencies is eminently successful.

The picture, however, has its obverse side, and frequently presents a pathological state annoyingly destitute of any accompanying constitutional symptom complex. Nothing but the local expression presents and curative prescribing is seen to be an impossibility, or, if attempted, a blind, empirical effort, best described as unscientific guesswork. Here, therefore, the administration of remedies, no matter whether in crude, low or high potencies, is bound to be disappointing in results, unless,

perchance, as sometimes happens, quite accidentally, the remedy finds its affinity in the hitherto unexpressed constitutional state and so cures both the original cause and its pathological end-product. In these cases surgical intervention, by virtue of the damage done through mechanical interference with respiration, circulation or other functions, becomes a matter of necessity, in the consideration of which prejudice should have no part. Here the skill of the specialist may be displayed to advantage and his perfect work followed by the happiest of results.

It is true that in this class of symptomless cases an acute inflammatory exacerbation will sometimes disclose the truly curative remedy for the chronic state, although in the experience of the writer, at least, such acute attacks more frequently leave in their wake an increase of the trouble. It is furthermore also true that, following upon surgical operation, symptoms will arise which demand most careful prescribing, and which had not existed before, showing that the latent force of the disease has been aroused to renewed activity. More often, however, the occurrence of such post-operative symptoms means that although in reality previously present, they had not been recognized. For surgical measures to be entirely successful, the patient to whom they are to be applied must have been previously shorn of his basic symptom picture, in a word, cured of his various constitutional symptom manifestations by careful prescribing, directed at the patient himself. His pathological outgrowth or morbid end-product, nevertheless remaining, operation alone can be of aid.

The plea is therefore herewith presented that such cases which form the topic of this brief essay be viewed more philosophically and with the right perspective, which a study of Homœopathics alone can give, by both physician and surgeon, whether in general or special work engaged. Each has his place and part to play and both should be harmoniously and mutually dependent. By occupying this position, entirely rational and logically tenable, the occasion for misconception, misunderstanding and extravagant statement will be at one stroke removed.

New York City, N. Y.



CONTRIBUTED



By Members of the Editorial Staff

FRANK KRAFT, M. D.

[EDITORIAL NOTE.—Inasmuch as I have been unable to secure any direct information concerning the death of Dr. Frank Kraft, I have considered it proper to print the two following tributes from the pen and tongue of two distinguished members of the profession, friends of Dr. Kraft. The first article is an editorial in August issue of *The Clinique*, from the pen of its most capable editor, Dr. H. V. Halbert; the second article is a funeral eulogy by Dr. James A. Campbell of St. Louis, Missouri, which was delivered at the exercises held in that city, and for which we are indebted to *The Clinical Reporter*, St. Louis. According to the latter authority, “in accordance with his oft-expressed wish, the body was cremated.”]

It is with extreme sorrow that we announce the sudden death of Frank Kraft, of Cleveland, Ohio. It followed closely the adjournment of the last meeting of the American Institute at Kansas City in June. He died at St. Louis at his brother's home, where he had gone after the Institute had adjourned. The cause of his death was acute uremia following a paraplegia which was the result of a fall two and one-half years ago. The date of his death was Sunday, July 19, 1908. For the past two years Dr. Kraft had been a sufferer from a slight paraplegia and for the last year or more he had lost the perfect control of his limbs, which compelled him to use crutches, and much of the time he was wheeled about in an invalid's chair. It was pitiful to see him in such an unfortunate condition, but he never showed the slightest trace of rebellion at his misfortune; in fact during a long personal visit with him at Kansas City we found him full of hope relative to his eventual recovery, and his enthusiasm for his professional and Institute work was as great as ever. He was unable to walk, but he did his work with the thoroughness and perfectness which characterized the man whenever he had anything to do. He courted no sympathy, but only sought the fighting chance, which was all he ever asked for; the genial smile was still conspicuous and he mingled with his numerous friends with the same friendly spirit that always made him a good loser as well as a winner; bright and apt in every utterance he was as popular in the social sense as he was accurate in the business requirements of his office.

Dr. Kraft was born at Cincinnati, Ohio, in 1851. He obtained a common school education and at the age of ten he went to work, being the sole support of his father's family. At first he was a hotel bellboy, later a hotel clerk and then entered an insurance office where he gained his first knowledge of shorthand and before long he was a stenographer in the St. Louis courts. Later he was for some time private secretary to the superintendent of the seventh division of the railway mail service. In 1886 he graduated in medicine from the St. Louis Homeopathic Medical College. He was early associated with Dr. H. C. Allen at Ann Arbor, Mich., in the editorship of the *Medical Advance*; he remained there for six months and then began the general practice of medicine at Sylvania, Ohio. He began his own editorship in 1888 when he became editor of the *American Homeopathist*, which finally became the *American Physician*; this he edited until the time of his death. In 1890 he moved to Cleveland, Ohio, and was made professor of *Materia Medica* in the Homeopathic Hospital College which is now known as the Cleveland Homeopathic Medical College. Cleveland then became his permanent home and he was connected with this college up to a few years before his death.

Dr. Kraft was always an ardent member of the American Institute. He joined this as early as 1886 and he missed but two meetings; most of this time he was official stenographer and one of the hardest and most loyal workers in the organization. From 1895 to 1900 he was its recording secretary and from 1906 to 1908 he was secretary, having been elected the first time while detained at home by illness. He was a member of the International Homeopathic Medical Congress of 1891, 1896 and 1900, his illness not allowing his attendance during the session of 1906. Besides these he was a member of the Ohio State Homeopathic Medical Society; he was also a thirty-second-degree Mason and a member of the Shrine.

Dr. Kraft always enjoyed a good general practice, but he was known best as an editor; no one could use the King's English with more telling effect, and while his pen was pointed he was always fair; he could give a thrust keenly, but he always took one with good nature; while he stuck firmly for his view of things, he was ever open to conviction; his diction was charming and he was a natural reporter of events; his editorials were always read and they were frequently quoted; he would criticise a friend and still retain a friend, but he never dodged; wit with him was natural and it sparkled in his writings; he always had convictions and he

stood for them at all times. These factors often made him a target but he would always play fair even when he had to fight.

The editor of *The Clinique* and Kraft became close friends during the later years of his life. While we did not always agree with him we appreciated his friendship just the same. His mentality and his honor were always to be admired, and no one knew the metal of the man better than we did. We knew of his sufferings in later years and we knew how he looked at the inevitable without a qualm or a whimper; he realized what was before him, but he accepted his fate without a tear; he kept putting the best foot forward until it would no longer move; he held his head high and he struggled on with patience and hope as everlasting attributes. No one will ever understand how deep his physical pain was, and no one can tell of the deeper pain at heart when he began to foresee that his hand would soon be unable to direct the pen which his keen mind once had supplied with words that came like magic. He did not put these thoughts into print, but he told them to us in private correspondence. And at last his end also came, and we look back and think over the past and say these few words in his memory, which is all that a friend can do. Poor Kraft has ended his work. He filled his place in life the best he knew how and he has passed on. We shall miss him and we shall remember him. So many of the wheel horses in homeopathy have gone! We wonder who will fill their places! Who will edit our journals,—who will do the teaching,—who will bear the burden? Where are the young men? H. V. H., in *The Clinique*.

* * *

Friends, we are assembled here to pay tribute of love and respect to our friend and colleague, Dr. Frank Kraft. To mourn with those who mourn and grieve with those who grieve, over the passing of this lovable and brilliant man, whose whole life was so full of work, so full of promise, so full of success in the directions he labored so manfully and so strenuously.

We may indeed, with truth, say, that here lies another victim for the insatiable demands made by the world upon those who CAN and WILL. Surely, no better example of ability, ceaseless, unrelenting industry has ever come before us. We who have known him from his boyhood days, can bear testimony to this.

When three years ago, he met with the accident which resulted in paralysis of his lower limbs, it was thought by some, that his days of usefulness were gone. In physical helplessness, in constant pain and in mental anguish, dreading a possible interference with his plans and his work, he fought on, seemingly, with added zeal. And the amount of work he accomplished since then, in spite of this terrible calamity has been simply phenomenal.

For the last two years he has been secretary of the American Institute of Homeopathy, editing and arranging the annual issue of its proceedings, which last year alone, was a book of 1,175 pages. Think of the enormous work, the correspondence and interviews with the many interested in it. There it stands, a splendid monument to his industry and his genius.


But this was not all; at the same time and for many years, he was editor of the "American Physician," one of our best medical journals; and Dr. Kraft's editorials were always unique, brilliant, spicy and unequalled, in their way. More than this, wonderful to relate, it was only three days ago that I received notice from the publishers, of a new book, on a most interesting topic, by Dr. Kraft. Think of these remarkable evidences of intellect, industry and toil, under the most adverse circumstances.

That he has worn his poor body into dissolution and destruction, who can doubt; but after all, is it not better to fall on the ramparts, in the forefront, with flag in hand and with the shout of victory in the air, than to be a forgotten contemned sulker in the rear; to wear out in good works, than to rust out in oblivion. Oh my friends, what an example for emulation, for us to do our best while we can.

The sadness of such an event lies largely in the sudden breaking of the loving and friendly ties of near association. All of us feel this, feel saddened over the thought that never again shall we take his friendly hand or hear his cheery voice. But it is the snapping of those nearer and dearer ties, that make the saddest and most discordant notes; and, our hearts go out in deep sympathy for the dear ones whom he loved so fondly and for whom he labored so willingly. And yet friends, when we think of his trials, his pain and anguish, which could not be ended in any other way, can they, or we, not truly, rejoice to know, that to him has at last come that peace and rest, which was the only relief and solution of the problem for him. A few days after his return from Kansas City, I saw him prostrated and helpless in pain, unable to sleep and exhausted; and yet, not a word of complaint came from his lips. He was cheery and bright, full of his old time wit. And when I last saw him, only a few hours before his fretted spirit left his tortured frame, he could not speak, but, as I took his hand, his lips moved, but without sound: and, gasping for a few more breaths of earth's pure air, he looked at me through trembling lids, not with eyes of fear, but with a brave soft glance of friendship; and, as he pressed my hand, I knew that his battle was nearly over and that peace and rest would soon be his: Brave to the last.—*The Clinical Reporter*.



SOCIETIES and CLUBS



SOUTHERN HOMEOPATHIC MEDICAL ASSOCIATION.

The Southern Homeopathic Medical Association will hold its next meeting at New Orleans, La., in February, 1909. This will be during the Mardi-Gras festivities and it is not at all improbable that physicians from other sections of the country, outside that indicated by the name of this association, may be in the city during the sessions. To all such the Southern extends a most cordial invitation to attend, and, further, solicits a contribution to the program from all such. This invitation is general and no one need wait for a special request; those who may see fit to comply are asked to send the title of their paper to the secretary so that it may be properly classified in the program.

There is no doubt but that this would be a rare treat to all who accepted the invitation inasmuch as the society promises plenty of entertainment and will make every effort to have a good program. Added to this no assurance is needed to make one feel that a hearty Southern welcome awaits all, and that would be worth going a long ways to participate in. The following circular letter has been issued by the officers of the society:

DEAR DOCTOR:

Your assistance for Homeopathy is needed at once RIGHT NOW.

The Southern Homeopathic Medical Association, the most important interstate or sectional society of our school, has reached a seriously critical period. The pending question is: will it continue to exist or, go out of existence for want of support.

Can we afford to sacrifice this one time prosperous organization? We need its influence for the progress and defense of Homeopathy. Now especially that the American Institute has started a propaganda to advance our cause in every section of our country it would be little less than criminal to allow it to die.

By the first of October at latest the secretary must know whether or not sufficient support is pledged to warrant the undertaking of a meeting. In the meantime all preliminary arrangements will be made for active work, and if reports are favorable you will be informed of the exact dates of the meeting.

Answer at once. Your co-operation must be secured. If you are in arrears pay in your dues for 1908 or if you wish to make a contribution send either to the treasurer, Dr. R. S. Moth, Macheca Building, New Orleans, La.

If you are not a member notify the secretary that you will join the organization. Every recipient of this notice is expected to inform him that he or she is getting busy and determined to help in every way possible. **Success depends on each of you individually.**

No initiation fee; annual dues, \$2.00.

Fraternally,

V. H. HALLMAN, M. D., President.

EDWARD HARPER, M. D., Secretary.

TO THE HOMŒOPATHIC PHYSICIANS OF COLORADO.

Several weeks ago the officers of the Colorado Homœopathic Society sent to every known homœopathic physician in the state a communication in the interest of the next meeting of our society, to be held in the auditorium of the College building at 1317 Fourteenth street, September 8th and 9th. From the replies received we are very much encouraged to think that this year's meeting will be the largest in the history of the society.

However, there are not a few homœopathic physicians in Denver and throughout the state who are somewhat indifferent to our society. Our allopathic brothers are not going to waste any sympathy upon us nor offer us any encouragement, so that if we expect to live and to make advances in therapeutics in the future as in the past, it is our duty to have a strong state society. The members of the dominant school freely acknowledge that we have advanced the cause of medicine. In the future, equally wonderful strides are going to be made, and the sooner we get together and stick together, the sooner these results will come.

A membership in a state society is important in other ways. Every blank of a semi-legal character that a physician has to fill out, always asks what societies he is a member of; and insurance companies, corporations, etc., do not think as highly of a physician who is not a member of his state society. Therefore we earnestly urge all homœopathic physicians of Colorado who are not members of our state society to fill out and mail us the application blank, and to be sure to be present at the coming meeting, to be welcomed into our state organization and to become an integral part in our activity.

Within a very few days we shall mail you a copy of the complete program of the coming meeting. The standing of the writers, the broad practical nature of their subjects and the benefits that will result from the discussions to follow, will amply repay us for the time and effort in attending every session.

Reduced railroad rates will be available on account of the Interstate Fair, which is to be held in Denver September 7th to 12th.

Taking into account the necessity of a first-class state organization, the high character of the papers to be presented and the discussions which will follow, the reduced railroad rates, and the opportunity of getting acquainted and of planning to work in greater harmony, we most urgently request that the opportunity be seized upon by every homœopathic physician in the state of Colorado.

And do not forget the reception and refreshments at the College, at 8 o'clock, on September 7th, the evening before our first session.

CLINTON ENOS, *President.*

CARL D. FISHER, *Secretary.*

The Critique

Published by The Denver Journal Publishing Company.

JAMES WILLIAM MASTIN, M. D., MANAGING EDITOR

230-1-2 MAJESTIC BLDG., DENVER, COLO.

J. WYLIE ANDERSON, M. D., BUSINESS MANAGER

1-2 STEELE BLOCK, DENVER, COLO.

ASSOCIATE EDITORS:

JAMES TYLER KENT, M. D.,
92 State Street, Chicago, Ill.

J. M. S. CHESHIRE, M. D.,
Peabody, Kansas.

CARRIE E. NEWTON, M. D.,
Brewer, Maine.

ROY C. FISHER, M. D.,
Kechi, Kansas.

A. H. GRIMMER, M. D.,
2908 Lake Park Ave., Chicago, Ill.

NORMA M. BALDWIN, M. D.,
Hagerman Bldg., Colo. Springs, Colo.

F. E. GLADWIN, M. D.,
1708-10 Chestnut St., Philadelphia, Pa.

JULIA C. LOOS, M. D.,
30 N. Second Street, Harrisburg, Pa.

V. A. HUTTON, M. D.,
118 E. Second Street, Florence, Colo.

HARRIET HORNER, M. D.,
Castine, Maine

ALBERT F. SWAN, M. D.,
Brighton, Colo.

SAMUEL S. SMYTHE, M. D.,
230-1-2 Majestic Bldg., Denver, Colo.

R. del MAS, M. D.,
Centreville, Minn.

J. E. HUFFMAN,
Healdsburg, Cal.

G. E. DIENST, M. D.,
Naperville, Ill.

W. J. HAWKES, M. D.,
4th and Broadway, Los Angeles, Cal.

Communications of a literary nature, books for review and exchanges should be addressed to the Managing Editor. Those relating to business matters, inquiries for advertising rates, space, etc., should be addressed to the Business Manager.

MATTERS FOR PUBLICATION, NOTICES OF CHANGE IN ADVERTISEMENTS SHOULD BE IN THE HANDS OF THE RESPECTIVE DEPARTMENTS BY THE 15TH OF THE MONTH PRECEDING DATE OF PUBLICATION TO INSURE ATTENTION. No attention whatever will be paid to communications unless accompanied by signature and address of the author. We would respectfully request that correspondents be particular to write upon but one side of the paper, write plainly, spell correctly, and bear in mind that there is such a thing as the proper use of capital letters and punctuation marks.

EDITORIAL COMMENT.

I AM MOST PROFOUNDLY PLEASED with prospects I have for presenting my readers with a series of practical papers on the subject of repertory study, the same being suggested some time ago by a contributor to these pages.

What adds to my amiability in this case is the fact that Dr. Julia C. Loos, of Harrisburg, Pa., a student of Dr. Kent and one of the most capable and thorough exponents of the repertory art among the many in our school at the present time, has signified a willingness to take up this work, which guarantees that it will be well and willingly done. She has outlined her course and will

touch upon the following topics and readers of THE CRITIQUE will find the papers of unusual interest and instruction to many who have never had the privilege of college instruction in this important branch of a medical man's education :

Familiarity with Kent's and other repertories; outline manner of using them.

Emphasizing the chief points and merits of Hahnemann's classic method.

Selecting rubrics for repertory study, with illustrations.

Study of individual cases with repertory and conclusions deduced for prescriptions.

Illustrations of repertory work in ordinary cases, as well as difficult and obscure ones.

Added to this, if any of THE CRITIQUE'S readers desire to send records of their cases, made in actual practice, (not hypothetical), they will be presented in this department with outlines for repertory study; if they are sent with repertory work accompanying, this will be presented also, with comments.

This suggestion is made merely that those who fail in this line of work may perhaps learn why the repertory does not aid in prescribing the curative remedy.

Our colleges are rousing, slowly, to the necessity of preparing students in this line; at the last meeting of the American Institute much attention was paid repertory research in the numerous papers prepared upon topics co-relating to this subject; it was conceded that many were denied the benefits that repertory work would give and that many were laboring under a heavy handicap by a lack of familiarity with its practical application in every day practice. It is the hope of THE CRITIQUE to relieve much of this lack of training by presenting the subject in a practical and painstaking manner.

Dr. Loos is a careful Hahnemannian prescriber, thoroughly familiar with repertory work and I look forward with more than ordinary pleasure that much interest may be aroused in this subject among our readers inasmuch as I am confident much good will come from it to the large majority of homeopaths who have heretofore held aloof from the study owing the lack of preparatory training.



Miscellaneous Matter



Send Us a Personal Item Occasionally

President Roosevelt advises young men and others not to strike "soft."

* * *

A most excellent likeness of Dr. Edward H. King appeared in August issue of **Progress**.

* * *

"Young" Dr. Royal, of Des Moines, Iowa, was married to Miss Mabel King, the 18th of June last.

* * *

The total registered attendance at the American Institute meeting at Kansas City was 272; visitors, 300.

* * *

Dr. Albert F. Swan, Frederic, Colorado, was a caller the early part of the last half of last month. Looks hearty.

* * *

The editor of **Medical Century** spent a portion of the summer in the Green Mountain state. No flies on that editor.

* * *

Dr. and Mrs. H. C. Aldrich of Minneapolis, Minnesota, made a trip to Alaska. Dr. and Mrs. Cowperthwaite of Chicago accompanied them.

* * *

Dr. William M. Nickerson, retired navy surgeon and a well-known Denver doctor, died at Fort Collins August 19th, aged sixty-four years.

* * *

In Brazil they have instituted a campaign in the hope of checking the ravages of consumption, which will involve the expenditure of over \$1,000,000.

* * *

Halbert's tribute to Kraft is copied in this issue of **The Critique**; it is so suitable to the case that we can find no higher approval than to reproduce it.

* * *

The Homoeopathic Recorder says "an Illinois doctor has been found guilty of obtaining money under false pretense" and inquires "which school?" Ask the **Denver Post**.

* * *

Col. Wm. C. Gorgas was elected president of the American Medical Association at the meeting held in Chicago last June. He is chief sanitary officer of the Canal Zone.

We wonder what this "vacation" stunt so many doctors have indulged in during the past two months is like? Is it anything like a Sunday school picnic, or a circus?

* * *

Numerous postal cards from the business manager indicate that he has had a pretty good time on his trip to Alaska. No wild animals received up to the time of our going to press.

* * *

One of our exchanges declares that for a good random shot **magnesia phos.**, 12x, is as good a one as can be made in the cases of neuralgia where no guiding symptoms are obtainable.

* * *

At a recent meeting of life insurance officials it was decided that Osler's opinion of the un-usefulness of a man after arriving at the age of sixty years, was decidedly on the punk order.

* * *

Dr. Royal S. Copeland, ex-president of the A. I. H., was married to a Miss Frances Spalding, July 15th. They will make their home in New York City after November 1st. Congratulations.

* * *

Dr. F. P. Taft of Longmont, Colorado, was a brief caller the fore part of last month. He does not "claim" relationship with the presidential candidate, but "acknowledges" a slight connection.

* * *

Certain Colorado politicians made addresses before the Association of the Deaf, which was held in Denver the 13th, 14th and 15th of last month. There is some satisfaction in being thus afflicted, after all.

* * *

Up to the present writing **The Critique** is the only Homeopathic medical publication to publish a picture of the president-elect of the American Institute of Homeopathy. Isn't that peculiar, to say the least?

* * *

After a careful canvass of descriptive titles as applied to presidential candidates it is evident that Bryan is the peerless one; Taft the fearless one, and Chafin the beerless one. A Missouri editor figured this out.

* * *

Hahnemann Medical College of the Pacific sent out the most artistic announcement for the year '08-'09 of any received at this office so far and quite a few have put in an appearance. **The Critique** congratulates.

* * *

At the meeting of the Central Iowa Homœopathic Medical Society, held at Cedar Rapids, July 15th, Dr. C. J. Snitkay, of Belle Plaine,

was elected president. The next meeting will be held at the president-elect's home town.

* * *

Dr. A. M. Linn was elected president of the Iowa State Board of Health at a recent meeting of that body, and Dr. A. P. Hanchett president of the Board of Medical Examiners. They are both homœopaths of the right sort.

* * *

The News of 20th ult., told of a chicken at the agricultural college farm at Fort Collins which "mothered" three tramp kittens. The attention of Teddy should be called to this attempt at nature faking and general flim-flamming.

* * *

Owing to the fact that his private business was demanding so much of his time, Dr. Frank Coffman, chief assistant to Dr. Sharply in the health office, resigned his position therein the fore part of last month. He has been succeeded by Dr. Arndt.

* * *

We understand that the editor of **Medical Century** has referred to the A. I. H. as the American Institute of Kansas City. How sad that he should feel thusly. After Dewey has been appointed editor of that Institute Journal he will feel better. Oh my.

* * *

If that book which the ex-editor of Chicago Tribune proposes issuing soon is ever permitted to see the light of day, it will not be a hard matter to locate who struck **Joseph Medill Patterson**. Every society woman in the world will take a whack at him.

* * *

Homeopathic Recorder tells that "Davenport, Iowa, doctors, left a sponge in a patient; wife sued for damages and jury disagreed." We consider the item incomplete, inasmuch as no reference is made as to whether the sponge agreed with the patient or not.

* * *

The College of Physicians and Surgeons, formerly Denver Homœopathic Medical Department of Westminster University, will hold its opening session in the new college quarters, opposite City Hall, on the evening of September 7th. Refreshments will be served.

* * *

Dr. F. W. Flower, Carthage, Missouri, came under the editorial care professionally during the past month. He visited relatives in the Park Hill district, accompanied by his most estimable wife, and, barring a slight indisposition, enjoyed his visit to Colorado immensely.

* * *

Not a committeeman in the American Institute appointed by the president-elect resides west of Kansas City and mighty few outside

that town. If a man is to be admired for sticking up for his own town, there is a loving cup coming to Dr. Foster within a very few days.

* * *

Dr. J. Wylie Anderson sent us a postal card from Seattle the fore part of July in which he advised us of his intended departure for Alaska on the following morning. It is quite likely that he will have returned ere this reaches our readers and we doubt not but that he has had a most enjoyable trip.

* * *

The Critique will begin a series of articles on Repertory Study in next month's issue, which will be well worth the price of admission and then some. Dr. Julia C. Loos, Harrisburg, has consented to take charge of this work, which is a sufficient guarantee that it will be well and most thoroughly done.

* * *

It is rumored that President Foster "bit off more than he could chew" when he appointed a Kansas City man to the position of secretary of the A. I. H. We understand that that privilege was the prerogative of the executive committee and that said committee insisted upon working the same to a fine finish. The American Institute of Kansas City may get a shock if it continues to misbehave.

* * *

July 25, 1908.

James William Mastin, M. D., 230 Majestic Bldg., Denver, Colo.

Dear Doctor:—I have the honor to advise that I have appointed Dr. Moses T. Runnels, Kansas City, Missouri, Secretary of the American Institute of Homœopathy vice Frank Kraft deceased.

Very truly yours, WM. DAVIS FOSTER, President.

* * *

The Cleveland Medical and Surgical Reporter, copying our comment on Baily, Royal, et al., insofar as political doings of the A. I. H. is concerned says: "Cheer up! You aren't the only one who has noticed that six politicians now run the American Institute, but a little education will change that and better times are coming." The change will have to hurry up and come or there'll not be enough members attend the meetings to make any reform movement necessary.

* * *

The Colorado Homeopathic Society will hold its twenty-third annual meeting in the auditorium of the college building, 1317 Fourteenth street, September 8th and 9th. The officers of the society have shown a commendable spirit in issuing several letters to the profession of the state wherein concerted action was advocated and if "hustle" will have any effect upon the members their conduct in this particular case merits an unusual attendance with enthusiasm in proportion.

A letter from Dr. Kent, received the forepart of last month, informs us of his intended migration to the Minnesota woods the first of this month. The doctor has been very much overworked during the past year and deserves a good, restful rest with recreation such as he so much enjoys, i. e., fishing and hunting. He usually succeeds in landing the biggest fish of the season and we have no doubt but that he will maintain his reputation as an angler during the coming vacation. The Critique hopes he may have the "time of his life."

* * *

A doctor in Boston kept a patient in quarantine for fifty days simply because his father refused to pay a little dinky doctor's bill of \$2! The case calling for such heroic measures was a slight attack of measles and the health department claimed itself powerless to provide a relief without the doctor's permission. If this had occurred in Denver the doctor would have been "bawled out" so beautifully in the papers it is altogether probable that his resignation from business would be in the hands of the public ere this. Isn't Boston the candy, though?

* * *

Dr. Wm. H. Sharply, health commissioner of the city of Denver for the past four years, was one of the fortunate ones to be considered worthy of reappointment by Mayor Speer. Dr. Sharpley has been a most courteous gentleman under all circumstances; we believe the profession at large approves of his appointment and we trust his administration of affairs in this department for the forthcoming four years may be as free from favoritism and faulty action as the past. The Critique desires to congratulate the city, and the doctor, too, upon his selection to succeed himself.

* * *

Dr. G. A. Huntoon, accompanied by his wife, paid the editor of **CRITIQUE** a very pleasant visit during one of the dull days of last month and it brightened things up immensely, we are pleased to remark. Dr. Huntoon is editor and business manager of the **Iowa Homeopathic Journal** and one of the prominent homeopaths of his state. We had the pleasure of forming his acquaintance at the Kansas City meeting and assure him his recent visit was most thoroughly appreciated and enjoyed. He was on his way westward and The Critique trusts that his trip will be an enjoyable one. Come again.

* * *

Dr. Chas. Gennerich of New York City is one of the most recent additions to the homœopathic ranks in this city. He is a surgeon and gynecologist of good reputation in his eastern home and contemplates locating in Denver or some other Colorado city. Dr. Gennerich has

paid **The Critique** editorial parlors numerous pleasant visits during the past month and we have found him a most agreeable and capable gentleman; he comes highly recommended from his home town and we believe, should be conclude to take pot luck with us, that the profession would be added to in a manner quite calculated to improve it very materially.

* * *

According to the daily press, Dr. William Osler "turned down" the invitation extended him by the New York College at commencement time and intimated in pretty strong terms that the "whole bunch" belonged to the order known as "quacks." Sometimes men look upon others pretty much as they are judged themselves. What did the New York fellows want with William Osler anyway? Was the invitation made in good faith, or was it a bid for a sop? If it was the latter, they got what might be expected and rightly so, and if it was the former thought that prompted their action, they and the recipient of their invitation should be turned out together to eat grass.—The Clinical Reporter.

* * *

Dean Copeland, of the New York Homeopathic, has started off on the right foot, so to speak. One of his master strokes was the appointment of Dr. Rudolph F. Rabe head of the chair of materia medica. This insures the right sort of service in this department as Rabe is a stickler for **homeopathic** principles and is one of the best informed men in our school today. We can see where the old New York Homeopathic is going to do things in the line of good, sound homeopathic teaching which will place it once again upon the high pedestal it occupied years ago. **The Critique** congratulates the college, its students and the homeopathic profession in general upon this sign of a return to sane teaching.

* * *

We are in receipt of a letter from Dr. R. C. Wolcott of Troy, Ohio, which advises us of his fight in that city concerning "internal vaccination" and the probable action of the health board of that town regarding the acceptance of certificates of vaccination by that method. If the intelligent gentlemen composing that august body will read carefully the decision of Iowa's Supreme Court in the matter, they may become more enlightened as to the privileges of the average American citizen, especially insofar as that refers to the vaccination of children. We are sorry to say that we have no unbound copy of this article and would ask as a special favor of any of our readers who has a copy of May, 1907, issue, to send same to Dr. Wolcott at the above address; if no other way can be arranged we will send him a bound volume containing this article, or publish again.

A \$15,000 extension to the Homœopathic Hospital is contemplated by the Woman's Park Avenue Hospital Club. This club has been organized as an auxiliary to the hospital work. Mrs. Grant S. Peck is president; Mrs. J. B. Kinley, vice president; Mrs. Clinton Enos, second vice president; Mrs. Carl D. Fisher, corresponding secretary; Mrs. J. W. Stewart, secretary, and Miss Harriet Shepard, treasurer. The addition will exactly double the capacity of the hospital, which will then have fifty rooms. It will be built upon the four lots adjoining the hospital on Park avenue. It will be constructed of brick in similar style of architecture and will make the institution one of the best of the smaller hospitals of the city. The women are about to enter upon a campaign of raising the required building fund. This they intend to accomplish in various ways, partly by entertainments and partly by individual subscriptions. Preliminary to the larger work the women have recently been busy putting new hardwood floors in the present building and completely refurnishing the hospital supply of linen. They have also started a free bed fund and have done other practical charity work. The club has between fifty and sixty members, most of whom are wives and daughters of physicians.—*News, Sunday, July 9th.*

* * *

The Crusader has been discontinued, the new **Hering Quarterly** taking its place. Our friend the later **Crusader** editor, has doubtless realized an old, old truth, that a cause must be of extraordinary importance to survive three modern days in newspapers. We have none but kindly feelings for Dr. Waring and he will bear witness that we "told him so"—that he had engaged in the wrong mode of warfare for modern times. The profession was not with the **Crusader**, and when, first **The Critique**, and then the **Advance**, fell away from its support, the **Crusader** was doomed. We fancy that the new homœopathic society which burst into life as a continuation of the efforts of Waring's journal will also find ere many moons that there is neither rhyme, room nor reason for its continued existence. There is a very good homœopathic society in Chicago; its members should direct and control its policies; because one dynasty does doubtful things is no very good reason for desertion from its ranks and launching a new society. It is the lukewarmness and oftentimes indifference of the membership that is cause for bad policies. Get together, you homœopaths, smash these policies; throw out the renegades; put good men in, and show the profession how much better you are than the do-less, time-serving incompetents. There is no need for the "Regular" Homœopathic Society in Chicago.—*American Physician.*



READING NOTICES



O f I n t e r e s t t o E v e r y b o d y

WANTED—Information in regard to good location for a Homœopath, or a partnership. Would buy a practice if reasonable. Have had fourteen years' experience. Address, M. B. T., % Critique.

WHOOPIING-COUGH CURED WITH COQUELUCHIN—Its Homeopathic nosode. By John H. Clarke, M. D., 90 pages. Cloth, 2s. net. Postage 2d. extra (American and Canada, 54 cents, post-free).—The Homeopathic Publishing Co., 12 Warwick Lane, London, E. C.

RADIUM AS AN INTERNAL REMEDY—Especially exemplified in cases of skin disease and cancer. By John H. Clarke, M. D., 136 pages. Cloth, 2s. 6d. net. Postage 2d. extra (America and Canada, 66 cents, post-free).—The Homeopathic Publishing Co., 12 Warwick Lane, London, E. C.

HAGEE'S CORDIAL.—In chronic diffuse interstitial nephritis the patient is generally anemic, and iron will agree with but few. Indeed, in many cases the nervous symptoms are aggravated by its use. Here is where Hagee's cordial of the extract of cod liver oil compound is indicated. It should be given in tablespoonful doses four times a day.—Am. Jour. Dermatology.

THE VARIETIES OF DYSMENORRHOEA—In an article on Dysmenorrhœa, Solomon Henry Secoy, M. D., of Jeffersonville, Indiana, refers especially to its cause and treatment and offers some valuable suggestions as follows: "I am in the habit of regarding dysmenorrhœa as capable of division into three varieties. They are the neuralgic, the obstructive, and the membranous. The neuralgic form is a pure neuralgia, and its subjects, in all cases, will give a history on which we can base its cause. These patients will tell us that never, prior to the attacks which they have recently undergone, have they had dysmenorrhœa. It is caused generally by malaria and other influences which tend to lower the general health.

"The treatment of dysmenorrhœa very naturally comprises such remedies and procedures as will correct the cause, and the administration of anodynes to relieve the pain. In the neuralgic form we must correct the cause. If that be malaria, quinine must be given. In most cases where the neuralgic form is presented there is anemia, and no relief will be secured until this factor is overcome. Iron in some available form must, therefore, be given. During the period of menstruation

the administration of antikamnia and codeine tablets in doses of two tablets every two hours will relieve the pain. If these tablets are given at the beginning of the attack we can often entirely prevent pain."

THE CONVALESCENT PATIENT.—The convalescent patient, for purposes of apt comparison, may be appropriately likened to an exhausted army that has successfully withstood a fierce assault and rests upon its arms, after the victorious conclusion of a strenuous struggle for supremacy. The invading bacterial enemy, with his cohorts of toxins and ptomaines, attacked suddenly and viciously; the outer line of defense was overcome and the enemy strove mightily to intrench itself in and draw sustenance from, the fluids and tissues of the organism. The physician—the general in command of the vital army—with his active lieutenants, Rest, Food, Fresh Air and Intelligent Medication, rallied and brought forward his time-tried reserves, Nature's vast army of leucocytes, phagocytes and opsonins, and, after a "Battle Royal," drove the invaders from the field.

In military operations, the careful and judicious commander, after such an active engagement, immediately sets to work to rally his shattered forces and to fill up his depleted ranks with new and fresh recruits, so that he may be fully prepared to successfully resist a possible second attack. Such should also be the aim and object of the medical general in command of the defending forces in the struggle between man and microbe. Special attention should be given to the reconstruction of the vital forces of the convalescent, to the end that relapses may be avoided and the patient's energies rapidly recruited to their full fighting strength. Every possible aid, of a restorative and reconstituent nature, should be enlisted and utilized in this essential "upbuilding" procedure, including an abundance of fresh, pure air, nutritious and readily digestible food, rest of body and brain and appropriate reconstructive medication. Although some systemic infections, such as malarial poisoning, are more essentially destructive to the erythrocytes than others, some form of eligible ferruginous tonic is always indicated in convalescence, whether or not the disorder from which the patient is recovering is medical or surgical in character.

The administration of Pepto-Mangan (Gude) is an especially desirable method of furnishing that unexcelled hematinic—iron, and its reconstructive partner, manganese—in bland, unirritating and immediately appropriable form. The vital, oxygen-bearing hematin of the red cells of the blood is speedily and steadily increased when this peculiarly available reconstituent is regularly administered. Constipation is avoided and none of the irritant or other unpleasant features ordinarily attendant upon ferruginous medication are noted when Pepto-Mangan (Gude) is given.

VOL.
xv

ORIGINAL ARTICLES

No.
10

Denver, Colorado, October 1st, 1908

Entered at Denver Postoffice as Second-Class Matter.

FAMILIARITY WITH KENT'S AND OTHER REPERTORIES.

By **JULIA C. LOOS, M. D., H. M.**

AN INCREASING DEMAND for information in regard to repertory study has been variously expressed and appreciated; to supply this demand in some measure, a proposed series of papers on this subject has been undertaken. It is hoped that it will serve to present, in clear and concise form, the practical, expeditious and thorough method of using repertories in the midst of every-day, active practice without attempting further emphasizing the advantage of repertory study to the prescriber who aims to give to his patients the best that the materia medica and the doctrines of Homeopathy afford. While this presentation is not supposed to include all that is worthy on the subjects offered, nor to include all variations in the use of the valuable indexes of our vast materia medica, it may prove helpful to those who have not found satisfaction in using repertories for prescribing. Some students may prefer other methods in their own work or be able to improve upon that here presented. However that may be, all that is here offered has proved of value in the hands of many earnest and busy prescribers over the country, and is offered after the test of much experience by them.

The literature of Homeopathy contains many repertories; many of them are confined to special classes of disorders, e. g., Bell's on Diarrhoea, Allen's on Intermittent Fever, etc. These aim to present the prominent symptom variations of the special disorder, the index or repertory of the remedies suited through symptomatology and the images of these remedies presented in the special form of disorder.

The list of repertories of large scope, embracing the materia medica entire, is not a long one. The first attempt of preparing a repertory of all known, proved remedies was that of Boeninghausen. Lippe prepared one to present more of the details and particulars of symptomatology. While there were several

others, these two were for many years, the chief support, among all repertories for prescribers in Homeopathy. After Hering's "Guiding Symptoms" had been long in use a call arose for an index of these volumes. Knerr's Repertory at length appeared, but not until its preparation had proved irksome and uninteresting to its compiler. Perhaps this accounts for the disappointment which followed attempts to make practical use of it. Kent's Repertory was offered to the profession, in answer to the demand of a few who had inspected and profited by its sections, in the office of the compiler, as they were prepared for his own use. It includes all of value in repertorial forms in the preceding repertories, general and special, these being drawn upon for its compilation, all that could be gleaned of reliable symptomatology in the "Guiding Symptoms" of Hering, the later published reliable provings, not included in repertories and the observations, confirmations and verifications of the compiler in his many years' practical use of the materia medica. Clarke's Repertory and Dictionary is the latest new publication in this field. As a dictionary, it occupies a field by itself without comparison.

Small, abridged, pocket repertories have been prepared by others, who sought to separate what they considered most important or most frequently needed from what appealed to them as less frequently in demand, with the idea that a less bulky form is more useful for bedside use and quick reference. It is perhaps scarcely necessary to indicate that the abbreviated repertory is a crippled instrument for thorough work. Every case treated, demands its own remedy, irrespective of how much it is called for by others, and symptom indications are not capable of substitution.

Of the works, mentioned, two are sufficiently peculiar to warrant explanation. The others are more or less self explanatory in their contents and will not require individual explanation after these two are comprehended. Familiarity with his tools is a source of power to any artist. Knowledge of what is available and in what form, is primary to intelligent application of any useful instrument. To use a reference book with any degree of satisfaction it is necessary to be familiar with its

contents and their arrangement. Hence we shall dwell, in the beginning, upon the contents, arrangement and method of using these repertories as contemplated, in their production.

Boenninghausen's Therapeutic Pocket Book embraced all the proved remedies of his time; since then, many important remedies have been proved and many symptoms of the older ones have been given more definite value. These have, in individual instances, been added, in the form of annotations, to special copies, in possession of careful, observant prescribers. Because of the reliance placed upon this book and the lessened value through the omission of valuable remedies, C. M. Boger has prepared a revised edition. He has collected this, augmented by the newer provings and annotations, some special repertories of Boenninghausen and other writings of the same author, in their first English translation, and copyrighted them under the title "Boenninghausen's Characteristics and Repertory."

The work is arranged in sections comprising "Generals," "Modalities," "Mind," "Parts of the Body," "Time," etc., and includes a special section of "Concordances," such as is not used in any other repertory. Boger has emphasized the plan of use, in his revised edition and its preface. By this method, study of each case is to be made: 1, of the leading symptoms; 2, the exact locality of their expression; 3, time of occurrence; 4, modalities; 5, concomitants of the chief symptoms and 6, comparison of similar remedies most closely related, related in symptoms, locality, time, modalities and the totality of these. The use of this work which is of inestimable value to those devoted to its use, has not become by any means common. It has appeared to many, difficult because of inability to adapt it without careful study.

After experience in the study of clinical cases with the various repertories published, with degrees of satisfaction and dissatisfaction, those who have used J. T. Kent's repertory, after becoming familiar with it, confess that it is unsurpassed for trustworthiness, comprehensiveness and arrangement for reference according to the classic perception of disordered patients. It is arranged differently from others, in conformance to the application of the doctrines of Homeopathy as the compiler com-

prehended them and taught them to his college classes. It is not strange, therefore, that his pupils should most easily appreciate the form of the arrangement and use it most easily. There are those who have purchased the book when it was published and have it with pages not even cut, or laid aside because it is so different they have never learned to use it. There are many others, who consult this work daily and most rapidly sift the difficult problems to a solution. Perhaps an exposition of its important features may render this valuable book more available to those who are practically unfamiliar with it.

To become familiar with Kent's Repertory, one should first read and comprehend the preface which is explanatory of its scope and arrangement. The author has emphasized, in all his teaching of Homeopathy, the importance of investigating from Generals to Particulars;* this plan has been admirably illustrated and used throughout the repertory. In every section, are presented first, all the remedies that belong to a rubric, then the groups according to time; then the circumstances of occurrence and, lastly, the parts to which it extends. In most instances, the alphabetic arrangement is used in presentation of rubrics and always in the remedy lists. Time is listed according to natural sequence, morning, forenoon, afternoon, etc. The natural sequence is followed also in the anatomical divisions: forehead, temples, vertex, shoulder, arm, elbow, forearm, etc.

Mind.—Guided by the preface exposition, the student should turn to the section on "Mind" and become familiar with the rubrics, contained therein, without regard to the remedies, associated. The object of this is to cultivate acquaintance with the contents of the section and the forms of expression used. It may frequently occur, in the course of such reading, that rubrics are met which have not previously appealed to the reader as belonging in the mental sphere but careful consideration will reveal that it is truly an expression either of disordered will or disordered intellect, hence is in its proper place in this section. In this are collected all symptoms of intellect (memory, com-

*NOTE.—"General" in this connection always signifies general in reference to the patient. "Common" is the term to signify general in relation to forms of disorder or most disordered people.

prehension, thought, consciousness); and will (desires, aversions, fears, irritability, depression, etc.), and circumstances of aggravation which are purely mental.

It is wise, first, to read through rubrics in large type and make a second perusal to become familiar with the subdivisions and modifications of these general rubrics. It can scarcely occur that a true student of Homeopathy, can read through this section without some degree of enthusiasm and delight in the arrangement of the rubrics. Here are many expressions which may have been met in clinical experience when the investigator was at a loss to know where to find them in his repertories or the vast materia medica records. Another form of enlightenment is apt to come to the student in finding among the equivalents in the rubrics a clear and comprehensive expression for some feature that has been met in practice in indefinite form. One important advantage to be gained by becoming familiar with the rubrics and equivalents and their subdivisions is the training it affords the mind in correctly and definitely translating the many varied forms of expression used by our patients to terms that are available in study of the case. The value of the book to the individual possessor is increased by cross references as suggested in the preface. If one is prone to search for a symptom by some expression not in the list of rubrics and finds it included in some other form of expression, it is the work of but a moment to insert his own expression where it would logically occur in the alphabetical arrangement and refer himself to the word under which the symptom does occur.

In this section one is especially inclined to linger over the divisions of the following rubrics: *Anger, Answers, Anxiety, Company, Confusion, Delirium, Delusions, Dullness, Excitement, Fear, Irritability, Memory, Mistakes, Restlessness, Sadness, Sensitive, Speech, Starting, Suicidal Disposition, Thoughts, Unconsciousness, Weeping.*

This section is so suggestive and alluring that many a layman has been fascinated in reading it and interested to realize that so many variations apt to be ascribed to notions or freakishness may, in reality, be evidences or expressions of physical disorder. The more this point can be emphasized so much more

closely do we approach a realization of the really significant feature about our patients regarding the selection of remedies. When the tissue pathology has not developed or is not clearly discerned, the expressions found in this section will often indicate the remedy which will cure, not only eradicating the mental bias but eradicating or preventing grosser changes which would lead to diagnosis of incurability of the patient. Without reference to the remedy lists, we repeat, familiarity with the arrangement of rubrics here directs the attention of the physician nearer to the patient himself in his mental manifestations.

Generalities—Similar training is to be gained by the same method of familiarizing oneself with the contents of the section on "Generalities," rationally next in order of study though last in position in binding. In this are included:

(a) Various circumstances of aggravation and amelioration which constitute general modalities; time, temperature and weather; functional modalities, eating, menstruation, sleep, etc., and all those forms presented to us clinically.

(b) Pains and sensations of various sorts.

(c) Affections expressed through the entire organism; anaemia, catalepsy, consumption, collapse, emaciation, sluggishness, sycosis, syphilis, etc. These include conditions frequently mentioned as the disorder of the patient, but they are really only the conditions of his disorder, expressions of his abnormal self. By separating from the list of rubrics all the "systemic affections" we can enumerate between thirty and forty. Writing these out helps the student to become familiar with the contents and appreciate the classes of conditions which may be here sought.

(d) Affections of tissues: abscesses, apoplexy, atrophy, cancer, congestion, clothing intolerance, cramps, convulsions, dropsy, exostoses, irritability, hemorrhages, indurations, inflammations, necrosis, relaxation, softening of bones, twitching, varicose veins, etc., etc. Between forty and fifty such can be separated and enumerated. Many of these also appear to those who fail to appreciate the broader perception of the individual as the affection which the patient suffers, as an entity.

(e) Exciting influences of disorder, the medium of the pa-

tients' disturbances: various poisons, as alcohol, arenic, etc.; wounds and injuries, lifting, loss of fluid, gonorrhoea, suppression, catarrh suppression, sun exposure, vaccination. Of this class over thirty can be enumerated.

(f) Types of individual: blondes, children, drunkards, obese, pregnant, stone-cutters, etc.

These classifications are not presented in separate lists but all rubrics of all these classes are arranged alphabetically, the most useful order, for quick reference. The classes are mentioned here only to emphasize these as "Generals," symptoms pertaining to the patient as a unit, more than to some locality of the body hence of large import in studying the patient in disorder and properly included in this section.

Other Sections—Sections on "Sleep," "Chill," "Fever" and "Perspiration" should be, in turn similarly familiarized by the student. When he finds in the various sections, rubrics which he would have placed in others or fails to find some expected to be there, the suggestion is made that he pause and reflect and try to determine why the rubrics are placed where they are. There is usually a logical, rational basis for the location of every rubric in this book which was formed through careful, considerate estimate in every section. While it may be true that a few changes may result from further consideration and use of the book in its present form the key to the existing order will be found to be "from generals to particulars."

In "Chill" section, "Time" rubric includes time of all manifestations, not chill alone; under "Succession" in "Fever" section is collected all known variations in the succession of Chill, Fever and Perspiration. In addition to the rubrics above mentioned the following are especially interesting in their divisions and modifications: "Dreams," "Sleeplessness," "Waking," "Chill Beginning," "Chilliness," "Predominating," "Shaking;" under "Fever," the rubrics "Chill," "Continued," "Exanthematic," "Intermittent," "Remittent" (time, refers to time of intensity); under "Perspiration" the rubrics "Profuse," "Single Parts," "Smelting."

The manifestations appearing in the sections "Vertigo" and "Skin" are mostly expressive of generals, the patient in disor-

der, more than particular localities hence it is wise to continue by acquaintance with these sections. It is to be remembered that all forms of dizziness are vertigo, though variously expressed. Many modifying circumstances are collected in the rubric divisions.

Skin manifestations are usually more general in significance than particular or local in any sense. Discolorations of skin reveal internal conditions, various forms of eruptions, ulcers and their discharges offer evidences of nutrition disturbance and vital control far surpassing purely local significance. *Excrescences, Gangrene, Itching, Swelling, Warts*, are especially interesting in their variations.

Proceeding in the same manner to become familiar with the sections devoted to the parts of the body, special organs and their functions, the student vastly augments his study by constantly discriminating between those rubrics expressive of the organism as a unit and those purely local or functional. Special sense organs may express the patient, though there is no other way than by the particular organ for such manifestations. Special food cravings, or aversions, nature of discharges, functional derangements may be expressive of the individual as will be pointed out later in dealing with individual cases under study.


In the preface of this first edition, the author acknowledges its incompleteness and hints at later, revised editions to follow as need for improvements is manifest. Nevertheless, by use of the edition as first presented, the work of the prescriber may be largely facilitated and the methods of recording cases be improved.

The new remedies published in the past three years in THE CRITIQUE are so presented that they can be copied page after page in sequence in the repertory, most easily. Thus these remedies become more available than if we had to wait to learn each one separately and thoroughly. Any reliable proving can thus be incorporated by following the same plan throughout and our armamentarium be so far increased. Directed to these remedies, though unknown we study them, determine if they be the needed ones.

Harrisburg, Pa.



SPECIAL ARTICLE



WHEN THE MATERIAL ELEMENTS OF A DRUG HAVE BEEN ELIMINATED BY POTENTIZATION, WHAT IS LEFT?

By J. C. Holloway, M.D.

IN the process of potentization according to the directions of Hahnemann, in which the dynamis of a drug is unfolded and set free from its material matter, the separation is complete after the twelfth potency has been passed. That is there is no longer any of the crude, material elements of said drug. Its color, taste, and all that could be seen, or felt or in any way discerned by the senses, have been left behind. Then the question suggests itself: *What is left?* I answer: *Multum in parvo.*

1. The real *curative power* of that drug which, in its original form and even in its lower potencies, was not fully unfolded, and even now is not fully developed.

2. The *curative principle* peculiar to that drug; and as there is nothing in the drug itself by which its curative principle can be discerned; and as we are wholly dependent upon its pathogenesis for a revelation of its curative principle; and as said principle can not be fully revealed until the drug is fully developed, there is left therefore, its curative principle; and as said principle can not be fully revealed until the drug is fully developed, there is left, therefore, its curative principle, but still in a state where said principle is partially hidden and therefore not fully revealed.

3. The *inner nature* of the drug is left, while the covering or outer nature is identified in the material elements; and according to the master's conception, the *curative power* is hidden in the inner nature.

4. That which is left represents what Hahnemann called the "spirit-like" power of the drug; and what Dunham designated as the "drug-spirit." I am very partial to Dunham's

expression. If the *material* has been eliminated; and if there is anything left, it must be spirit—drug-spirit. To say it is “spirit-like” is true, but it is not the whole truth. It is “spirit-like” because it is *spirit*. That which is material could not be “spirit-like!” Every drug has its distinct individuality; and that which individualizes it is its *spirit*; its *dynamis*, when brought in contact with the dynamis of the healthy human body. What is left? Precisely that part and only that part of the drug which Hahnemann desired in order to cure the sick; and what was true of the founder of Homeopathy in this particular, has always been true of all his true followers and successful adherents. There are thousands known as “Homeopathic physicians” who are just as honest and sincere as any, according to their knowledge. The great trouble is, when it comes to delving into the innermost depths of Homeopathy; to a clear conception of the system as Hahnemann taught and practiced it; to comprehending the exclusiveness of that Hahnemannian expression—“dynamic physician;” to a clear understanding, according to Hahnemann’s teaching, as to what part of a drug cures; to an appreciation of those provings which have been made in a high potency, and why they are far superior and more reliable than the crude scraps secured by the crude drug—I say when it comes to these things their knowledge is meagre. And their fatalities in treating the sick; their mongrel tendencies, and their proneness to be “like the nations around them,” are due to *materialism*, *skepticism* and *ignorance*. They are blindly hunting, not for what is left, but *for what has been eliminated*: (1) The crude matter. (2) The color. (3) The taste. (4) All that part of a drug which appeals to the senses, and not the drug-spirit, not the dynamis, not the “dynamic physician.” Here is where so-called Homeopathic physicians come to the parting of the road—one fork goes straight on to the Hahnemannian goal, the other diverges to the left and leads to the city of Allopathy. One class wants the drug-spirit, the other wants that which has been eliminated in securing the drug-

spirit. With one the chief aim is commercial success; but with the other the perpetuation of the pure Homeopathic mode of cure, as "the only proper way, the only direct way, the only way possible to human skill."

The Manner in Which Drug-Spirit is Handled, Ought to be Convincing.

Take a case of chills, one in which a once robust man has been reduced to a living skeleton, because of a chill every day for more than a year, and that, too, in spite of "regular" and "mongrel" ignorance. The writer cured just such a case in Indiana a few years since with Natrum mur., 200. A mongrel who had treated the case for months said he had prescribed Nat. mur. as high as the sixth! Those fellows are always sure to save a little, at least, of what we eliminate. Now I went 188 potencies beyond the point where the material elements are lost sight of. The mongrel only went *half way to that point*. We both used the same drug. He failed, I cured! Another difference: We had but a half day in which to work before the time for next chill. I gave three does and cured. He had his quinine pills, surgar coated, and other "dope" given all night long and all the next forenoon, but failed. But this and thousands of other similar failures are not wholly due to the question in our caption, but to another, namely: With that class of physicians, when old school theory and old school knowledge are eliminated, what is left? Now, in the potentizing process, when we reach the third and sixth we have but a faint suggestion of the spirit entity. When we reach the twelfth, the drug-spirit is left on one side and the drug-crudity on the other. From that point on to the 2C. the M. the 50M. the C.M., the M.M., etc., the process is one in which the diamond is polished. It is a *developing* and *intensifying* process. That any of the latter potencies are more penetrating in the use of any drug, for any patient and in any sickness than the crude, is only denied by those who are ignorant of the fundamental principles of

Homeopathy and who have no fair conception of the philosophy of potentization.

In the potentizing process, after the material elements have disappeared and no chemist can find them, is there anything left? Most certainly! *One* might be fooled, but not Hahnemann and all those giants in Homeopathy from his day to ours, whose life-lines have been thrown out with unerring certainty, and whose lights have shone with a ray which grew brighter and brighter. Yes, sir, after the crude matter has all been eliminated, there is left a real entity—the *drug-spirit*. This drug-spirit is transplanted from the substance of the drug to the substance of the vehicle used for dilution; and again the drug-spirit is transplanted from the dilution to the vehicle used for medication when prescribing; and again this drug-spirit is transplanted from this vehicle, through the sentient nerves, to the vital force of the human body. The doctor who is so materialistic that he cannot comprehend or conceive the idea of transplantation of drug-spirit, must divest himself wholly of his materialism before he can understand Homeopathy as Hahnemann taught it, or practice it with the success which has characterized his closest adherents. In the true Homeopathist you will always find a practitioner who gets completely away from the material drug and from the materiality of disease cause. Disease causes can no more be seen with the microscope, than drug-spirit can be detected by the chemist. Both are out of the realm of “regular” science and “mongrel” comprehension. Still, pure Homeopathy moves on and on, the hope of generations now unborn, the true medical science adapted only to minds capable of grasping it, so far as its practice is concerned.

Galesburg, Illinois.



EVERY DAY PRACTICE



Peculiar and Unusual Cases Wanted

R. B., age twenty-three; chronic rheumatic. Rheumatism of the small joints; enlarged finger joints with aching, especially at night; body sensitive to cold; history of gonorrhoea.

I was called to see him on December 16, 1907. He was suffering at that time with an attack of renal colic. He had had his first attack of renal colic July 4, 1907, and between these dates he had three or four attacks each month amounting, in all, to eighteen or twenty.

His treatment up to December 16, 1907, had been anaesthetics and morphine during the attacks and diuretics between. I prescribed sarsaparilla C.C., and kept him on this remedy until May 1, 1908. He never had another attack (after December 16, 1907), and gained twenty pounds the first two months. * *

* * S. J. T.; man, seventy-two years of age. Kicked in forehead by horse twenty-four years ago; has been treated since the injury, at intervals, by local applications, massage, etc., without any relief.

Symptoms, history of injury: pain and soreness with local tenderness in right occipital region, extending down right side of neck, worse from riding or jar from any cause; a peculiar vertigo, when walking he feels himself carried forward; falling sensation, at times, with nausea; vertigo when ascending or descending; coldness of affected part; sleepiness. I prescribed borax, 1-M, at first, but seemed to get no effect. After waiting some weeks I prescribed arnica, 1-M. Patient was kept on this remedy about four months at the end of which time soreness, pain and local tenderness had disappeared, but vertigo became more noticeable, especially on ascending and descending. He could not ride up or down in an elevator and had "dreadful sensations," as he termed it, when riding down hill in a wagon. I now gave borax, 1-M., again. He gradually improved and was

kept on this remedy for about a year. Prescription ranging from the 1-M., to 50-M. Patient is now entirely well.—V. A. HUTTON, M.D., *Meeker, Colo.*

* * *

CLINICAL VERIFICATIONS. CASE I. Woman aged 30. History of case :

Fell in September and suffered a displacement of the uterus.

Pain in region of left ovary, aggravated one or two weeks after menstrual period.

Less pain in left ovary during menstrual period than any other time.

One year ago uterus curetted and packed.

Feels best in the morning.

Since her fall pain in both heels, aggravated in the afternoon, and the longer she is on her feet the more pain.

Likes the heat; summer never too warm.

Some pain inner side of left leg.

Menstrual period too soon, five days; much pain, backache, nausea; no amelioration from flow until after second day.

Shooting pains in back at night.

Thirst for cold water—not iced.

Dull headache when compelled to wait to urinate.

Since a child has always had to rise twice during the night to urinate; cannot hold the urine day or night more than two hours; quantity small.

Eruclatations of gas in morning on rising.

Aching in bones, goes from one bone to another.

Rich food and apples cause lead in stomach; sweets and sugar do the same thing.

Sleepy during menstrual period.

Took large quantities of sulphur as a child; also alum.

Sciatica from thigh to heels from which she is very restless.

Zincum cured all the symptoms and returned the woman to perfect health—such as she had never known.

*

CASE II. Woman, aged 25. History of Case :

Occipital headache; sides of occiput to vertex, ameliorated rubbing.

Vomiting, sour; urine said to be "acid."

Hands swollen and stiff.

Great sense of fulness over body.

Despondent. Must sleep with head high.

Suicidal impulse (old symptom); has made two attempts to kill herself.

Flushes of heat.

Better in open air.

Great thirst for cold water; craves sour things, desserts and candy; likes meat and coffee.

Aversions to fruits and vegetables.

Tight feeling in region of liver; sensation of something alive in region of liver.

Sleep, poor; ugly dreams.

Hungry all the time; spits up her food; fulness after eating.

Worried without cause.

Noise makes her nervous.

Feels afraid to take a nap as she has no rest; feels the awful sensation that the house is coming down on her; seems awake but cannot get up.

Natrum sulphuricum restored her to perfect health.

*

CASE III. Man, aged 33. History of case:

Abstraction of mind; absent minded.

Incoördination of thought.

Mistakes in writing; incoherent writing.

Must resist suicidal thoughts.

Has been operated on for floating kidney.

Pus in the urine.

Enlarged and sore kidney. (Left.)

Seems preoccupied.

Bleeding piles; much loss of blood; faints from loss of blood at stool; loses six ounces of blood; sometimes the bleeding is before and sometimes after stool. Bleeding for ten months. No sensation in the hemorrhoidal region from whence comes the flow of blood. Ulceration of the rectum.

Sexual weakness.

Vexation has depressed him for many months.

Natrum sulphuricum cured him and he has been in perfect health for six years.

*

CASE IV. Man, aged 75. History of case:

Vertigo.

Has had spells of bitter vomiting.

"Bilious spells."

Has had ague.

Bowels torpid.

Much mucus rising from the throat.

Natrum sulphuricum cured.

JAMES TYLER KENT, M.D., *92 State Street, Chicago, Illinois.*

* * *

CLINICAL CASES FROM NOTE BOOK. Case I.—Chills and fever; Charles P., aged twelve years. Examined the patient October 14th. During the previous summer he was in the habit of bathing frequently in a rather sluggish stream of water; this was continued through “dog-days” into the autumn. Remained in the water sometimes for two hours. Often plunged in while heated from violent play.

Was attacked with chills and fever September 27th. Chills of the tertian type, coming on every second day about 11 a. m., beginning in the legs and running thence upward over the body. Thirst for warm drinks before the chill. Heat of the stove caused headache. Felt better while walking about in the open air, especially in the sunshine; while heat of the stove aggravated the general symptoms, heat of the sun, while moving in it, seemed to ameliorate. Did not feel so well while motionless. Always desired to move about. Much yawning and stretching previous to the chill. This latter symptom was constant all through his illness.

Prescribed rhus tox, the deciding symptoms being: the presumable cause, bathing too much while heated; better while moving about, notwithstanding the fact that he was very much weakened by his three weeks’ illness; worse while at rest; the constant yawning and stretching.

October 16. Had only a very slight chill; felt better in every way. No medicine.

October 19. “Forgot that yesterday was his chill day.” Called at office for medicine; looking and feeling very much better.

No return of the chills or fever up to the present time, March 11th.

*

Case 2.—Hay fever; Mrs. C., aged 46.—Bilio-nervous temperament; large frame. Has had the above named malady, with

complications for eighteen years. History: Had been well up to a period eighteen years ago, when she had a severe attack of fever and ague, for which she took quinine in large quantities. Asthma followed immediately upon the suppression of the chills. There is no history of asthma in the family.

When she first had the intermittent fever, the chills came on every second day about 10 a. m. Later they came irregularly under the influence of the quinine. The fever was characterized by her lips and around her mouth being so thickly covered by fever blisters that she could not eat or speak, or use her mouth in any way, only with the greatest difficulty and pain. It presented such an appearance that she was ashamed to be seen by strangers; and often refused to go down to meals with other boarders. She also remembered that she had a marked and, to her, unaccountable desire for salt.

Present condition: Constant and distressing sneezing and coughing; nose "stuffed" or "running" all the time; cannot lie down at night from 8 p. m. till 5 a. m., on account of distressing dyspnoea; sits up and smokes saltpeter and stramonium all the night long in order to get breath; cough distressing and constant; great soreness in the chest; appetite poor; much headache; cannot be in a room where dusting or sweeping is going on; cannot walk in the street when dust is flying; the least dust of any kind distresses her and makes her gasp for breath. Her worst time is during the month of November. This has been her condition during the fall months for eighteen years. She has left home for relief nearly every season. Sometimes she experienced partial relief; other times none. She still desires a great quantity of salt with her food.

I concluded that the cause of the "hay fever" was the maltreatment of the intermittent fever eighteen years ago, and that the remedy indicated for the patient while suffering with that disorder was the one indicated in the present condition. The symptoms indicating the remedy were: The time of the chill, 10 a. m.; the profuse eruption of fever blisters, and especially *the craving for salt*, which was still present.

On September 7th, gave natrum muriaticum 200, a powder every night for four nights.

September 12th. Reported, "Better, but don't dare say so." No medicine.

September 19th. Had about given up her night smoking, and slept pretty well; appetite better; cough less; looks much better, and is better in all respects.

September 25th. Reports continued improvement in every way. Smokes no more; sleeps all night, with the exception of one or two paroxysms of coughing. Cough very much better. Can sweep and dust a room without inconvenience. Herself and friends astonished and delighted. Considers herself almost well.

September 29th. Has no trouble whatever with her hay fever. Does not think she needs any more medicine. Says she has no symptoms left of her old enemy.

This case and others yet to be reported, tend to prove the truth of what I have always contended—that hay fever is as amenable to treatment by the indicated remedy as are other diseases.

*

CASE 3. Rose Cold; Robert B., aged sixteen. Has been troubled during summer months, for past three or four years, with burning, stinging in the bridge of the nose, with a full, distended feeling; complete obstruction of the nose, so that he could breathe only with his mouth open.

Much sneezing, with profuse discharge of a bland, watery, very thin mucus; persistent, almost voluptuous itching and tingling of the alae nasi at their junction with the lips. Sneezing much worse indoors than outside. Breathing much easier outdoors. Better in every way outdoors. Nose swollen, red, and ludicrous to see. Eyes watery and weak looking.

September 10th. Gave sabadilla, 200.

September 13th. Patient reported very much better. Said he was almost well the day before. Commenced improving the next morning after taking medicine.—W. J. HAWKES, M.D.,
First and Hill Streets, Los Angeles, Cal.



CONTRIBUTED



By Members of the Editorial Staff

THE AMERICAN MEDICAL ASSOCIATION.

By J. T. ROBINSON, M. D.

THIS politico-medical oligarchy is asking the legislatures in the different states to erect for it a state and national poorhouse. Its members want medical laws to prohibit all the healers from treating sick people; they want medical laws, and already have them in some states, that will enable them to prosecute the people for using any other method except the old regular trust method. They have fined and imprisoned good men and women all over the United States for employing mental scientists, osteopaths, suggestive therapists and all the drugless healers; all this infamous persecution and robbery is done under the shallow and deceptive pretense that they desire to protect the dear people; under this hypocritical and damnable deception, this octopus is fastening laws upon the American people more tyrannical than a Russian or barbarian government. These medical bigots, medical political and commercial trust agents are walking advertisements for the grave digger and undertaker. They try to wear grave faces and try to look wise; you ask them how the patient is? They will tell you they do not know; wait seven days. After the seven days are out they will tell you to wait seven more; they never answer you definitely simply because they know nothing positively. These ignorant hobgoblins of superstition will tell you every man or woman who uses other systems in treating and curing the sick are all frauds and quacks, nothing but their own poison dope is any good. If the patient is treated by any one outside of the medical trust the patient and healer is prosecuted and persecuted for violation of the medical trust laws. These medical leaders are walking advertising agents for the men who sell coffins. These men are the offspring of barbarians and the hobgoblins of the past. The modern scientist is here, and these old ignorant hyenas, jackals and slimy, snaky hypocrites must go. The intelligence of the present age is not satisfied with these old mossbacks of medical lore. The grand, noble men and women of this age are no longer

deceived and hood-winked by the heartless medical tyrants, who are utterly unable to exist without being protected, propped and bolstered up by the Tories of our American government. The people of a once free and glorious republic have become the fawning, cringing slaves of their dictators and masters, they will hug the limbs and kiss the hand and lick the faces of these politico-medical oligarchs. Lay on the lash of brutality and authority for the majority are low, groveling souls and are utterly incapable of elevating themselves to the higher and nobler duties of independent citizenship. All of that proud and noble manhood that characterized their foreparents is crushed beneath the iron and heartless heel of oppression. We no longer claim any allegiance to or relationship with the heroes of 1776. We have not brain enough to harbor a doubt or agitate the air of reason. These incarnated fiends will glut their vengeance by deceiving and robbing their slaves. They redden their hands with human blood in their murderous and death-dealing, surgical operations; they unmoralize themselves with the crowning infamy of butchery for appendicitis; they will starve the smiling infant that reposes as calm and serenely within its mother's arms as the noonday sun shines upon the unruffled waters; they will cause the husband to desert his loving wife and children; they will blast and ruin the peace of the home and all that is near and dear to the hearts of our fellow countrymen. You must not deny these rights of your masters, if you do, the tearful face of mercy will become lurid with eternal hate and the slaves of this government will continue a life of suffering, misery, woe and earthly hell. Heaven's golden gate is shut against you for your unpardonable sins for trying to throw off this yoke of bondage; everlasting curses will ring in your ears and you continue your endless wanderings in the gloom of torment. You are the hereditary tramps and convicts of these infamous rulers—and yet these demons of authority demand your love and obedience. You must bend the knee to this autocratic power. Should the spirits of Andrew Jackson, Jefferson and Paine return to earth our government would be disowned by these patriots and sages of America. The American Medical Association is the most dangerous trust that ever robbed and cursed a nation; it is as

insidious as it is dangerous. It invades the homes and enforces surgical operations against the consent and will of the people; it enters the school-room and establishes a press censorship as to who may and may not teach school; it dictates for the American people as to who shall and who shall not heal disease. If this thing is allowed to go on we will wake up to find ourselves within the grasp of the most heartless iron autoocracy that was ever inaugurated in the United States or in the old world. It knows no bounds. It has sent more doctors to the legislatures in the United States within the last five years than were elected in twenty years before. They have a medical legislative committee to lobby their infamous medical bills through all the law-making bodies. They do all manner of meanness under the deception that they want to protect the "Dear People." They want that unhappy mixture of ignorance and faith in their murderous surgical operations. They want your blood and the blood of your children in order to stain their hands and fill their dirty pockets at the expense and loss of life of our American people. They cultivate all the crazy fads for appendicitis ovaritis and various female diseases. Many a lovely girl and woman are prevailed upon to undergo these fatal cuttings and offer up their sweet and innocent lives for mere pay and medical experiment. We confess to the world with shame and in common with a great number of respectable physicians bow our heads in humiliation when we think of the monstrous practices that are being done in many of our large cities by so-called physicians. They run to surgery, run to the knife. It is so that a fashionable young lady or women of society is hardly considered the proper thing, until she has gone through two or three surgical operations. And what they attack most vigorously are the reproductive organs. There are hundreds and thousands of people in these United States that are put upon the operating table in perfect health, and the organs of gestation destroyed by monsters who are simply working for a fee. We are not condemning the great body of sincere loving and lovable physicians who have the brain and heart to stand up for right and justice and expose these murderous hyenas who are working for money alone. Dr. Senn, one of the greatest physicians in the world and president

at one time of the American College of Physicians, and leading physician in charge of all American physicians for the government at the time of the Spanish war, in a speech at Atlanta, Ga., denounced this monstrous practice of modern surgery and butchery in the strongest language possible. The English language can hardly describe this bloody drama of murder and crime perpetrated upon the unsuspecting public. If these political, medical, commercial and ecclesiastical oligarchs are permitted to rule, rob and ruin our government which was established by the suffering, loss of the blood and the very lives of our forefathers, we will go back to barbarian ignorance and science will again press the pale cheek of knowledge against the cold iron prison bars. There is a grand army of Titans rising up to bare their grand foreheads to all the thunderbolts of these gods of tyranny and oppression. The psychology and suggestion of the mighty occult forces are defeating and putting to flight the old mossback regulars and hypocrites; the star of intellectual promise rises; the old ruling robber's sun is setting to rise no more; the horizon is black with the curses of the enemies of this government once the home of the brave and free. Be sure your sins will find you out. The tiger is unchained. The old regulars are confined like the songless birds in a cage; the progressive, thinking healers are like the tireless eagles parting the clouds with their wings. These old heartless, murderous bigots must go; they do not satisfy the intelligent mind of the present century. The jackals and hyenas will die hard; they are a nuisance to the world and curse to humanity. These insects and microbes have preyed long enough upon an honest people. The great medical, commercial, political and ecclesiastical conspiracy is being uncovered.

Tarpley, Texas.

**DIAGNOSIS UNDER ARTIFICIAL LIGHT; ITS DIFFICULTIES AND
A SOLUTION OF THE PROBLEM.**

By A. CRESSY MORRISON.

Member Illuminating Engineering Society.

MOST PHYSICIANS recognize the difficulty of accurately judging the condition of tissues by means of artificial illuminants. The difficulty has, however, usually been accepted

as inevitable. Until recently no artificial illuminant has been known which has the balanced spectrum of sunlight, and so, where diagnosis has been necessary by means of artificial illuminants, the physician has done the best he could, occasionally correcting his opinion after a verification of the examination by daylight.

The eye, through all ages, has adapted itself to see by daylight. Its evolution has been wrought in harmony with the solar spectrum. The seven colors of the solar spectrum have given intensity; combined, they make white light. All artificial illuminants, save Acetyline alone, have an excess of one color or another. City gas light has an excess of red, kersosene an excess of yellow and red, the Wellsbach burner an excess of green, the arc light an excess of violet, the incandescent an excess of orange and red. Acetylene, on the other hand, has the seven colors in such intensity, that compared with sunlight, the difference is negligible. The excess of one color or another in artificial illuminants upsets the judgment of the physician, and is bound to have an effect upon the validity of a diagnosis. If the eye has adjusted itself to see best by daylight, then, under daylight, colors have their normal values, and the mind, trained and adjusted to base its conclusions upon what the eye reports, can only with the greatest difficulty make the proper additions and deductions that an accurate conclusion may be reached. How can the mind say to the eye, which reports accurately what it sees, "You are deceived. The light by which you see that tissue is a distorted light. Therefore the color you report is not the real color of the object as seen by daylight; it is not so red as you say it is. Therefore the inflammation is not so bad, therefore the case is not so serious."

We seldom think of it, but there is literally no color. The blue sky is not blue, but light makes it appear so. Light, falling upon particles of matter, is diffused, but space, where there is no matter which will hold light, is absolutely black. The silver moon is matter, and this matter reflects the light of the sun to us. Therefore the moon is visible. The green grass reflects to our eye the green rays which come to it from the sun. Speaking broadly, if it could not reflect the green rays and could not reflect any

other, the grass would be black. Color, therefore, does not exist except as the waves of light are thrown back into the eye from the object upon which we look. Waves of a certain length have a certain color. The slowest rays are red, and the quickest visible rays are violet. If an object absorbs and neutralizes all the rays or waves except the very long ones, and these are thrown back to us, we say the object is red. All light and color and every wave has ceased but red. The application of this to diagnosis must be immediately apparent. If a tissue is examined under city gas light, in which the spectrum shows that there is a large excess of red rays, then a tissue, which in daylight would be normal, would, under gas light, appear to be much redder than it really is. The eye accurately reports the excess of red color, and as inflammation increases the ability of a tissue to reflect red rays, the mind instantly says the tissue is inflamed, while, as a matter of fact, it is not the tissue which is inflamed, but, to put it in a curious way, it is the light which is inflamed. It has an excess of red. If a physician is examining tissues under a green light, the tissues have an abnormal and ghastly appearance. Green light, if thrown upon a red surface is sufficient purity, leaves the red without light; therefore, the red appears black. If green rays fall upon a surface which in daylight would be red, the surface cannot respond; therefore, it has no color, and, in the absence of color, it is black.

It is necessary to go further in this line of thought, as physicians are already fully aware of the difficulties of proper diagnosis with artificial light. There are, however, some phases of the subject which are not always given consideration. In the case of an examination of the blood to discover an anaemic condition, it should be remembered that, if examination under artificial illuminants is made, with an illuminant giving an excess of red, the condition of the blood appears much better than it really is, and under an illuminant which is deficient in red, the apparent condition of the blood is much worse than it really is.

So important is accurate judgment to the physician and the surgeon that the adoption of Acetylene, which is really daylight at night, in the operating rooms of hospitals is almost a necessity.

The spectral similarity between Acetylene and sunlight has only been recently brought to the attention of physicians, and its advantages were immediately recognized.

The ordinary portable lights like a house lamp, with a suitable reflector, have been adopted and brought into use by physicians who have seen the necessity of Acetylene. As a matter of fact, small Acetylene lamps of a portable character are in use in fifty-four out of the sixty public hospitals in New York City. The most eminent physicians connected with these hospitals has spoken of the value of Acetylene in the highest terms. The investigation of the matter went no further than New York City, but the large proportion of hospitals in which Acetylene is appreciated and in constant use was a surprise to the writer. These minor units do not meet the full requirements of the case. They are convenient because they are moveable, and as an accessory to the system of hospital lighting have been proved valuable. There should, however, be in every hospital operating room a complete system of Acetylene illumination, proper reflectors should be provided, and whether the source of Acetylene should be the modern house generator or cylinders, which are now used so extensively in railroad illumination, is a question which would be decided by local conditions. A perfect light for emergency operations at night is a desideratum of primary importance, and there should be no hesitation in working out a plan by which the hospital operating room should be given this nearest approach to daylight at night.

Acetylene is within the reach of every physician, and especially those in the country, as an individual household generator is now made by manufacturers in almost every city, which will produce Acetylene for lighting an entire house, at a cost, candle power for candle power, which compares favorably with city gas at a dollar per thousand cubic feet. The apparatus and piping are not expensive and can be put into any house without disturbing furniture or walls, by a good plumber in two or three days. Over 150,000 individual installations are now located in country homes throughout the United States, so that its safety and utility are completely demonstrated. Many physicians have adopted Acetylene as the common illuminant for their homes, and find it of inestimable value in their practice, and of great benefit to their patients.

Acetylene illumination is already recognized of immense value by dye houses, lithographers, artists and others who require an illuminant which will give them the ability to discriminate closely between different shades and colors, and men of the profession will not be slow to add to their equipment so simple an improvement.

The Critique

Published by The Denver Journal Publishing Company.

JAMES WILLIAM MASTIN, M. D., MANAGING EDITOR
230-1-2 MAJESTIC BLDG., DENVER, COLO.

J. WYLIE ANDERSON, M. D., BUSINESS MANAGER
1-2 STEELE BLOCK, DENVER, COLO.

ASSOCIATE EDITORS:

JAMES TYLER KENT, M. D.,
92 State Street, Chicago, Ill

J. M. S. CHESSHIRE, M. D.,
Peabody, Kansas.

CARRIE E. NEWTON, M. D.,
Brewer, Maine.

ROY C. FISHER, M. D.,
Kechi, Kansas.

A. H. GRIMMER, M. D.,
2908 Lake Park Ave., Chicago, Ill.

NORMA M. BALDWIN, M. D.,
Hagerman Bldg., Colo. Springs, Colo.

F. E. GLADWIN, M. D.,
1708-10 Chestnut St., Philadelphia, Pa.

JULIA C. LOOS, M. D.,
30 N. Second Street, Harrisburg, Pa.

V. A. HUTTON, M. D.,
118 E. Second Street, Florence, Colo.

HARRIET HORNER, M. D.,
Castine, Maine

ALBERT F. SWAN, M. D.,
Brighton, Colo.

SAMUEL S. SMYTHE, M. D.,
230-1-2 Majestic Bldg., Denver, Colo.

R. del MAS, M. D.,
Centreville, Minn.

J. E. HUFFMAN,
Healdsburg, Cal.

G. E. DIENST, M. D.,
Naperville, Ill.

W. J. HAWKES, M. D.,
4th and Broadway, Los Angeles, Cal.

Communications of a literary nature, books for review and exchanges should be addressed to the Managing Editor. Those relating to business matters, inquiries for advertising rates, space, etc., should be addressed to the Business Manager.

MATTERS FOR PUBLICATION, NOTICES OF CHANGE IN ADVERTISEMENTS SHOULD BE IN THE HANDS OF THE RESPECTIVE DEPARTMENTS BY THE 15TH OF THE MONTH PRECEDING DATE OF PUBLICATION TO INSURE ATTENTION. No attention whatever will be paid to communications unless accompanied by signature and address of the author. We would respectfully request that correspondents be particular to write upon but one side of the paper, write plainly, spell correctly, and bear in mind that there is such a thing as the proper use of capital letters and punctuation marks.

EDITORIAL COMMENT.

THE TWENTY-THIRD ANNUAL MEETING of the Colorado Homeopathic Society was called to order by President Clinton Enos in the auditorium of the college of Physicians and Surgeons, Tuesday morning, September 8th. There was an unusually large attendance at the opening session and all during the meeting the utmost interest was manifested by members of the profusion who gathered from all parts of the state.

The program was a remarkably robust one and a majority of those scheduled to appear were present and helped homeopathy to the best of their ability, by presenting clinical verifications and other practical demonstrations calculated to interest the profession at large.

The election of officers occurred during the Wednesday session and resulted in the selection of the following:

President, Dr. E. A. Darby, Florence, Colorado.

First Vice President—Dr. O. S. Vinland, Denver.

Second Vice President—Dr. J. B. Kinley, Denver.

Treasurer—Dr. J. B. Brown, Denver.

Secretary—Dr. Charles M. Worth, Denver.

Board of Censors—Doctors Swerdfeger, Denver; Wetlaufer, Cheyenne, Wyo.; Bartz, New Windsor; Vinland, Denver; Willard, Denver; King, Golden.

Administrative Council—Doctors Russell, Pueblo; Cramer, Loveland; Dake, Denver; Craig, Ault; Osborn, Denver; R. D. P. Brown, Denver.

The new president seems to appreciate the fact that he has something on hand besides looking pretty and should have the undivided support of the homeopathic profession of the state in making the twenty-fourth annual session one of unusual interest. There was a large attendance from outside points and the meetings were made up from this element of the profession principally; Denver doctors, also, were plentifully represented, especially those connected with the new college of Physicians and Surgeons, which succeeds the Westminster university and old Denver Homeopathic. This new venture has remodeled old Police Headquarters, opposite City Hall, and has the best location of any institution in the state insofar as an opportunity for securing clinical material is concerned. It has refitted the old building; redecorated the walls and in other ways made it a very comfortable and convenient abode for the purposes to which it is proposed to dedicate it. On Monday evening, September 7th, the faculty entertained the students and friends of the new college, with a program of unusual merit, consisting of music, speeches and refreshments, all of which was followed by an indulgence in light fantastic enjoyment which was appreciated by all.

According to statements by those in authority, the college never had a brighter future. M.

* * *

I AM PRINTING in this issue of THE CRITIQUE, an article from the pen of Dr. J. T. Robinson, of Tarpley, Texas, *re* the American Medical Association, and while it is not surfeited with

either wit, wisdom or logic, it serves as a sample to show the direction taken by numerous "straws," recently, in their flight through space.

The evident intention of the A. M. A. to make all members of the medical profession follow in their footsteps, by the forceful medium of "the law," has made many who heretofore looked upon its membership as being merely a bunch of over-zealous bigots, to sit up and take notice of the fact that their lead is quite likely to land all who follow in anything but an enviable position in the eyes of the people.

It requires but a slight stretch of the senses to imagine one in the grasp of medical-trust ridden Germany, where the medical fraternity have combined and have our German friends so completely at their mercy as to make it impossible for any city or town which does not submit to their domination to secure medical service from members of the combine.

In a certain city of the Kaiser's dominion, recently, the mayor advertised for a physician who was needed in the city hospital; the place was an honorable one and the pay ample. Under ordinary conditions there would have been a scramble to secure the place by the most able members of the profession in that locality, but no physician would accept the position *as the town and this particular hospital were on the blacklist*. The mayor sued for damages, and *lost*. If that is not carrying coercion to a conclusion, what do you propose calling it?

The people have nothing to say in Germany, except to submit to the medical profession absolutely; all of which makes a full-blooded American citizen long to live in Germany?


If the American Medical Association has its way, and it will, ultimately, if the people themselves do not step in and interfere with their plans, this is exactly what will eventuate in our own country; in the "land of the free and home of the brave."

Why is it that the Homeopath is *tolerated* in the A. M. A.? The *Columbus Medical Journal* hits the nail on the head when it answers this question thusly:

"Simply because the American Medical Association has use for them. That is why. They had to admit them or fight them. The American Medical Association knew very well that to exclude so large a body of physicians as the Homeopaths from their association, would be to precipitate a fight that would defeat the most of the legislation which they were proposing to ask for. But to admit the Homeopaths, to temporarily blindfold them by a tacit endorsement of their theory of practice, to muzzle them by a little taffy and cajoling, to chloroform them with a pretended fraternity, they could then ask with brazen effrontery for legislation in the name of the whole medical fraternity."



New Medical Books



THE LESSER WRITINGS of C. M. F. von Boenninghausen, compiled by Thomas Lindsley Bradford, M. D., author of "Life of Hahnemann," "Homœopathic Bibliography," "Index of Provings," "Pioneers of Homœopathy," etc., etc. Translated from the original German by Prof. L. F. Tafel. 350 pages, 8vo. Cloth, \$1.50; postage 15c. Philadelphia: Boericke & Tafel, 1908.

If there are any in the homœopathic profession who consider the writings of Boenninghausen to be behind the times, a casual glance, even, of this little book, will convince them of the error of their opinion. Boericke & Tafel have conferred another favor upon the profession in thus presenting the writings of this old practitioner, many of which have never been before published in English. As the publishers say in the preface, "This book includes all the magazine articles by Boenninghausen, and a few of the smaller of the pamphlets written by him." It is an intensely interesting little volume and should be in the hands of every practitioner of Homœopathy. P.

WHOOPING COUGH CURED WITH COQUELUCHIN—Its Homœopathic nosode. By John H. Clarke, M. D. 90 pages. Cloth, 2s net. Postage 2d. extra (American and Canada, 54 cents, post-free). The Homœopathic Publishing Company, 12 Warwick Lane, London, E. C.

* * *

RADIUM AS AN INTERNAL REMEDY—Especially exemplified in cases of skin diseases and cancer. By John H. Clarke, M. D. 136 pages. Cloth, 2s. 6d. net. Postage 2d. extra (American and Canada, 66 cents, post-free). The Homœopathic Publishing Company, 12 Warwick Lane, London, E. C.

Through an oversight on our part these two notices appeared in our "Reading Notice" department, and we hasten to assure our esteemed contemporary, Dr. John H. Clarke, M. D., that the same was a very regrettable error on our part. There has been quite an epidemic of whooping cough in Denver during the past three months, and should a recurrence of the same take place it might not be amiss for members of the profession to bear *coqueluchin* in mind. This is the second edition of this work; the withdrawal of the first edition is explained in the preface. . . . Regarding the latter work we can do no better than to quote the following from August issue of *The Homeopathic World*, London, England: "RADIUM.—The basis of this book is the paper read by Dr. Clarke before the British Homœopathic Society. After a brief introduction, the provings of **Radium bromide** are given, and then a series of cases illustrating its clinical uses. Stress is laid on the relation the drug seems to have to cancer; but in various directions, especially in the field of skin diseases, **Radium** is evidently a drug to be remembered and used as its symptoms appear."



Miscellaneous Matter



Send Us a Personal Item Occasionally

The "new woman" is at present troubling the Sultan of Turkey.

* * *

We were a little hasty in last month's issue to place Dr. Gennerich in the list of Denver recruits.

* * *

Dr. G. S. Ewing was nominated for coroner by the Democrats at Fort Morgan, the 21st of last month.

* * *

According to Dr. George Royal, the editor of the **New England Medical Gazette** is a "prince of entertainers." Must have fed him.

* * *

Denver has a police surgeon by the name of Mudd. If there is any preference as between that and Dennis we are unable to determine it.

* * *

Report of the British Homœopathic Association, 1908, has been received at this office. From a standpoint of figures it is a flourishing document.

* * *

Hahnemann Hospital, San Francisco, received a gift of \$5000 quite recently, from the estate of Mrs. John Shaw of New York. That sounds quite like it should.

* * *

Among the Iowa doctors to be pleased with providential visits, none wore a more delighted smile than Dr. W. L. Bywater of Iowa City. It was a girl.

* * *

The president-elect of the State Society resembles somewhat the president-elect of the American Institute of Homœopathy. Not from **Post's** picture, however.

* * *

Dr. J. Wylie Anderson, business manager of **The Critique**, returned from his Alaska trip the first of September. He reports having had a very delightful vacation.

* * *

Dr. William H. Van Den Burg, 30 West Forty-eighth street, **New York**, announces his return to the city and a resumption of practice. Hours from 9 a. m. to 12 m.

* * *

There is a strange affinity between a colored man and a chicken. Not at all unaccountable, however. One descended from Ham and the other from eggs. We stole this.

* * *

Miss Margaret M. Earl is the newly appointed superintendent of the Homœopathic Hospital and Nurses Training School of the Uni-

versity of Iowa. She is a graduate of Michigan University Homœopathic Nurses' Training School, which is sufficient recommendation.

* * *

The Iowa Journal of Homeopathy says that the Eaton Memorial Fund is growing steadily. That is good news to friends of the faith and The Critique hopes it will continue to thrive.

* * *

We understand that Dr. Lingafelt is ambitious to become coroner of the City and County of Denver. One thing is sure, he would make a good one, and The Critique wishes him success in the matter.

* * *

Dr. Royal S. Copeland, dean of the New York Homœopathic Medical College and Flower Hospital, has a "message" to the profession in August issue of The Chironian which should be carefully considered by all.

* * *

Dr. A. S. Taussig and Miss Gertrude Hallack, both of this city, were married at the elegant home of the bride's mother, corner of Thirteenth and California, the first of last month. Congratulations—and then some!

* * *

The College of Physicians and Surgeons, Denver, while claiming to be Homœopathic in every particular, has one professor of Homœopathic materia medica. It has ten taking care of the theory and practice end of the game, however.

* * *

Chicago's Night Medical School has complied with all the requirements of the Illinois State Board of Medical Education and is sufficiently successful to occupy an entire half page in the Inter-Ocean Sunday Magazine. It pays to advertise.

* * *

We are sorry to say that the corrected list of committee chairmen and heads of bureaux, A. I. H., reached us too late for publication. It is a pleasure, however, to note that several non-residents of Kansas City are among the number, Denver getting one.

* * *

Among those in attendance at the meetings of the State Homœopathic Society, none appeared more prosperous or pleased than Cramer of Loveland, Wetlaufer of Cheyenne, Wyoming, and Ewing of Greeley. Pardon us, we should have called them all doctors.

* * *

Dewey now says that President Foster "couldn't help it" when he appointed a portion of Kansas City to positions on the staff of the American Institute. Inasmuch as he has lined up with the politicians and appointed aspirants who have aspired for a long while, he is marked O. K. by this faction. How lovely!

Mrs. Shemwell, a prominent society lady of Colorado Springs, was sued by Dr. Magruder of that city for professional services. "Dacryocystablenorrhœa" was the name of the disease, and the defendant, it is asserted, was dissatisfied with the treatment of the same. How much does she want for thirty cents?

* * *

We understand that the "slate" fixed up by the politicians at the last meeting of the Colorado Homeopathic Society was so badly shattered at the very last moment as to cause some consternation in the ranks of the fixers. The proposed president and secretary both got slaughtered. It would have been a lovely combination if— "If" busted it, however.

* * *

Our own George W. Compton, M. D., now of San Diego, California, has a very interesting and instructive paper in the August issue of **The Pacific Coast Journal of Homeopathy**; title, "Pneumonia in Childhood." **The Critique** is glad to notice this evidence of interest on the part of Dr. Compton and can assure his California confreres that "Compton is all right."

* * *

The Monthly Bulletin New York State Department of Health for August, 1908, has just been received at this office. The citizens of the Empire State have a peculiar taste for literature if they consider this form of "readin'" to be worth devouring. We wonder just how much tommyrot can be contained in a document of this sort and the people still stand for it?

* * *

The Denver doctor who is advertised to marry the granddaughter of millionaire Horlick of Malted Milk fame, and Racine, Wisconsin, has been receiving enough gratuitous mention in the daily papers of the city to make him quite well known by the reading public. A valuable bull pup, presented him by his fiancée, was the last medium for making much of a marrying stunt. Sing on, sweet Singer.

* * *

The August number of **American Physician** still carried the name of Dr. Frank Kraft at the editorial mast. It was noticeable, however, that most of the work on this number was done by Dr. Horner and we hope he will succeed Dr. Kraft in this position as he has in the official position of secretary of the American Institute. He would make a worthy successor to the most successful and we look forward with pleasure to welcoming him as the new editor of the publication previously mentioned. Selah!

* * *

We are in receipt of program of the fifty-fifth session of the Homœopathic Medical Society of the State of Pennsylvania, and it certainly is a very comprehensive document. We are not unmindful of the fact, however, that the Bureau of Materia Medica presented

only three papers, but inasmuch as one of these was by Dr. Julia C. Loos of Harrisburg, we are convinced that the lack of numbers was made up for in quality. The meeting place was Harrisburg and the dates the 22nd, 23rd and 24th of last month.

* * *

The Critique extends its deepest sympathy to one of its associate editors, Dr. J. M. S. Chesshire, Peabody, Kansas, due to the loss of his most estimable wife, the same occurring in August. The cause of the sad taking away of this helpmeet and friend was puerperal fever and Dr. Chesshire is left with the care of two young children, one a boy seven weeks old at the time of his mother's death, and a little girl twenty-six months old. It will take much more than words to express the sorrow one feels for a calamity of this sort; Dr. Chesshire knows we sympathize with him fully, as do a large circle of friends.

* * *

As **The Critique** predicted in its last issue, the executive committee of the American Institute of Homeopathy took a hand in the selection of a secretary to fill the place of the late lamented Frank Kraft, and, as a result of the meeting held at the New Coates House August 17th, Dr. J. Richey Horner was selected to succeed Dr. Kraft. Dr. Horner is a most capable man and under similar conditions on a previous occasion when quick and strenuous work was demanded, filled the position in a most acceptable manner. The recent selection by the executive committee will, no doubt, meet with the approval of a majority of the membership and there is no doubt but that Dr. Horner will do the work acceptably and well. Congratulations to Dr. Horner and the American Institute.

* * *

For the first time in several years in this city the degree of Master of Pharmacy was conferred, upon five distinguished men from different sections of the United States, who have attained distinction in the art of preparing medicines and drugs. Those who received this honor were Samuel W. Fairchild of New York; Horatio Nelson Fraser of New York; John F. Hancock of Baltimore; S. A. D. Shepard of Boston, and William McIntyre of Philadelphia.—**Evening Bulletin, Philadelphia.**

The Samuel W. Fairchild whose name heads the list in the foregoing roll of honor is the treasurer of the firm of Fairchild Bros. & Foster of New York City. This firm has the highest reputation for progressiveness in the preparation of many different products, their name alone standing for quality and class wherever pharmaceutical accuracy is demanded.

* * *

Dr. Willis A. Dewey has been selected as the chief organizer of the American Institute of Homeopathy; this wise choice was made

at a meeting of the Council of Medical Education, held in Boston July 23rd. Dr. Dewey's salary will be \$2,000 per year and the other members of the Council will be paid \$10 per day and their actual expenses. It will not take long to lose that \$6,000 raised at Kansas City under such conditions, but there is no doubt but what the money will be well spent. Now if the committee will get busy and weed out colleges not entitled to protection of the American Institute and make them either fish or cut bait, they will be doing a service quite calculated to benefit Homœopathy. Is Dewey too much of a politician, to do this, or will he "hew to the line, let the chips fall where they may"?

* * *

That the Antikamnia Chemical Company is one of the few firms producing a proprietary preparation which has not felt the fierce onslaughts of the *American Medical Journal's* jolts and other attempts to put all such out of business that the J. A. M. A. might monopolize medical matters, is quite evident from a study of secular literature of the daily paper class. In looking over a copy of one of the prominent St. Louis papers we see that this company has under course of construction a five-story building, 81×109 feet, in one of the busiest manufacturing districts of the city, and that even this large space will be inadequate to accommodate the constantly-increasing business of the firm. In addition to this the Antikamnia people will lease an adjoining building, with almost equal floor space of their new plant, all of which will be thrown together and used by them solely. Antikamnia has had a wonderful growth but it is quite evident that its full development has not been reached by any means.

* * *

At a special meeting of the executive committee of the American Institute of Homœopathy, held in the Coates House, Kansas City, Missouri, on Monday, August 17, 1908, the following preamble and resolutions were adopted:

Whereas, Our beloved Secretary, Frank Kraft, M. D., has entered into the great transition from his earthly labors into his eternal rest, therefore be it

Resolved, That the executive committee of the American Institute of Homœopathy would place on record the very great loss we have sustained. His hearty belief in the principles of Homœopathy, combined with his clear-cut ability to express these beliefs, made him, at all times, a fearless and uncompromising antagonist. His genial and lovable nature made him the lasting friend of all who came to really know him.

Resolved, That these resolutions be placed upon the minutes of the American Institute of Homeopathy and a copy be sent to the family of Dr. Kraft, and also be published in the Medical journals.

(Signed) Wm. Davis Foster, Thomas H. Carmichael, J. Hensley, J. Richey Horner, Thomas Franklin Smith, J. H. Ball, Executive Committee.



READING NOTICES



O f I n t e r e s t t o E v e r y b o d y

ABDOMINAL APPLICATIONS IN TYPHOID FEVER.—Success in handling a case of typhoid fever may be likened unto the steering of a ship, already in distress, through a dangerous, rocky channel. Results depend upon the man whose hand is on the wheel. Lucky be the typhoid fever patient in the hands of a cool, common-sense doctor. It is this sort of a physician who guides his patient through the tortuous, rocky channel of typhoid fever and finally brings him into a safe port.

The many-sidedness of typhoid fever gives it a large interest and calls for good judgment. What to do and when to do it are questions largely determining a physician's success in this infection. The bowels are inflamed, the Peyer's patches being the foci of inflammation, and it is but the application of common-sense principles to seek for some means of combatting this intestinal inflammation.

Local applications prove efficacious elsewhere in inflammation—why not here? Applications with hygroscopic properties reduce inflammations in other tissues of the body and will do likewise in typhoid fever. The best of these is Antiphlogistine and its use in typhoid fever is demonstrable. It will tend to reduce the inflammation and thus contribute in making the typhoid patient comfortable and assist him in his return to health.

Antiphlogistine is applied over the abdomen to the thickness of an eighth of an inch and then covered with a suitable soft cloth. This is renewed twice daily.

This use of Antiphlogistine is a valuable adjunct in the usual treatment of typhoid fever and is of distinct assistance.—**Medical Era.**

THE BLOOD DYSCRASIAS OF PREGNANCY.—It is evident that the female economy undergoes profound alteration during pregnancy. The whole organism is subjected to unusual strain and the necessary changes in the general metabolism invariably increase the tax, not only on the constructive forces of the body, but on the eliminative functions as well. The slightest failure to throw off either the

waste products incident to the necessarily increased physiological activity of the mother or those resulting from the establishment of the more complex metabolic processes in the fœtus, always tends to create a vicious circle of blood dyscrasia that is not infrequently fraught with great danger. For instance, faulty elimination means embarrassment of the hematogenic function, with hemolytic changes more or less severe, and these conditions in turn not only coincidentally increase the amount of waste substances to be excreted, but directly lower the eliminative capacity as well. In other words, the initial effect tends to exaggerate the pernicious influence of the primary cause, and the accumulative result is therefore the most dangerous feature.

Hence, it is little wonder that slight deviations from the normal during pregnancy often assume certain serious aspects that are out of all proportion to their first importance. All this teaches that comparatively slight ailments are unknown quantities when met in connection with the pregnant state, and should be treated not on the basis of their apparent significance, but on the basis of their possible dangers.

The blood dyscrasias, particularly the anæmias, because they are the most easily demonstrable, call for early correction in pregnancy. It requires no argument to show that much depends on the physiological activity of the cellular elements of the blood, and any deficiency in their number or functioning capacity is always portent of evil. Vigorous treatment is necessary and among the really effective therapeutic measures at the command of the profession. Pepto-Mangan (Gude) is especially worthy of prominence. This widely known and widely used product possesses marked hematopoietic properties, and its effect on the increment of new blood cells gives valuable aid in promoting rapid and effective elimination.

Extensive experience has shown therefore that in no condition is Pepto-Mangan more useful or prompt in its results, than in the blood dyscrasias of pregnancy. Its immediate action is not only satisfactory, but its extensive use for some time previous to delivery, as well as subsequently, favors rapid convalescence during the trying post-labor period, with very noticeable effect on the local phenomena of involution.

Briefly stated, Pepto-Mangan (Gude) is a tonic hematic, unusually potent for good and absolutely free from harm. Its more than substantial success in this class of cases is the most convincing argument for its continued use.

VOL. XV	ORIGINAL ARTICLE	No. 11
Denver, Colorado, November 1st, 1908		

Entered at Denver Postoffice as Second-Class Matter.

THE BASIS OF A HOMEOPATHIC PRESCRIPTION.

Julia C. Loos, M. D., H. M.

NO ONE can use a materia medica repertory properly without a clear conception of the basis upon which a Homeopathic prescription rests. True homeopaths are not the so-called symptom-matchers, administering one or more remedies on the most troublesome symptoms in the case. It is not Homeopathy to give the same patient rhus tox because there is high fever at night and bryonia because the pains are worse from motion; lycopodium because there is red sand in the urine and nux vomica because he is irritable. Our aim is to perceive the image of a *remedy* in the patient, sketched by all the characteristic symptoms he expresses; the significance and value of all his symptoms must be recognized if we would perceive that image.

The allopath examines his patient to discover what pathologic tissue change exists and devotes himself to removing that either by surgery or drugs. Our plan and aim in viewing a patient is different.

When Hahnemann had worked persistently, according to the allopathic method and realized that nothing in curative results was gained, his mind was open for new light. The first ray of light revealed to him that a therapeutic law determines medical action. He grasped the idea that remedies cure disorders most similar to those they are able to produce in man; similarity in their effects on man, as revealed in their symptoms, is the keynote for the curative effects of remedies.

This ray of light he followed, not content with superficial intelligence, until he stood at length in the open doorway through which the light of medical truth flooded the darkness of prejudiced, barbaric ignorance. Then it was that he offered to the students of his profession, the rational view of health, disorder and cure; clear, consistent and scientific, the basis of the

Homeopathic prescription, the foundation supporting the law "*similia similibus curantur.*"

In Hahnemann's "Organon" and Kent's "Lectures on Homeopathic Philosophy" expounding the Organon more fully, you find the definite assertion of the fundamental knowledge of what is health; what is the disorder termed disease; what are symptoms and how they reveal the progress of disorder and the course of cure; what constitutes a cure; what man is, internally and externally; the injunctions for the duty of the physician and the demonstration of principles in all the processes of health disorder and cure.

If you would practice Homeopathy, you must learn her A, B, C. It is not a piece of machinery we have to treat; it is the vital, internal man, the tenant of the body. That is disordered and we perceive the evidence in his reactions to his environments. The mentality, the real man, is being emphasized in every field of man-study to-day. It is not uncommon now to hear that the influences of life are as subtle as thought and emotions, that nutrition depends as much upon the reaction of the economy as upon the quantity and quality of food ingested and health is dependent upon harmonious life with nature's laws of life.

Students are discovering today, by more arduous and perhaps more roundabout paths, what Hahnemann tried to reveal seventy-five years ago. Even now, the doctors fail to perceive the application of his assertion that "When a person falls ill, it is only this spiritual, self-acting vital force, everywhere present in the organism, that is primarily deranged by the dynamic influence upon it of a morbid agent inimical to life; it is only the vital force, deranged to such an abnormal condition, that can furnish the organism with its disagreeable sensations and incline it to the irregular processes which we call disease." Upon this he founded the rational art of healing, pointing out that such a deranged vital force makes itself known by means of morbid signs and symptoms. These signs and symptoms develop first upon the externals and as the disorder progresses, they appear nearer the internal, nearer the vital organs, hence the later ones are more expressive of the deranged man, being more vital. The disorder and its expression must exist together, as one, hence to

restore internal order is to disperse the signs and symptoms to which it gives rise.

Observe that the disturbed influence is upon the vital force controlling all the processes of the organism and the effects of this disturbance appear in definite arrays of symptoms in definite course in each form of disorder. This is found by observation of each form of disorder, acute and chronic.*

In the scientific remedy provings, we find that each one has a definite disturbing influence, always of the same nature, with the same characteristics. In a former paper attention was directed to the symptoms which characterize the individual, which express the sick man most strongly. They are the mental symptoms, modalities of time, temperature, weather changes, motion, position, seasons, character of pains, tissues effects, character of discharges, peculiarities of chill, fever and perspiration; these are generals distinguished from those which belong to only a part of the body.

In these symptoms of sick individual and provings we find the basis of comparison. Similarity in these characteristics, no difference what name is given the disorder or what pathologic tissue changes are present.

In Hahnemann's "Organon," as in no other classic, you find the detailed instructions for investigation of any case of disorder, to bring out these features. The physician must be observant and may also have to instruct the patients and the attendants how to observe and report because many important items, will not be voluntarily described. Whenever John is sick he wants certain things quite different from his usual desires and does some strange things at times. We must learn why he does these things and will discover it is because of certain forms of sensitiveness or lack of sensitiveness, certain unexplainable cravings or mental peculiarities. Most of the peculiarities in people we meet, the variations which distinguish them in their daily habits, are explained with difficulty, perhaps, from ordinary reason, but are useful in determining their curative remedies.

Involuntarily, by continued study of people and remedies,

*See Hahnemann's Organon and Chronic Diseases.

we view all people to detect peculiarities which resemble remedies known to us. Their ordinary actions suggest this or that remedy. It is the every day peculiarities that form the basis of our prescriptions and our repertory study. The least important in the severity of the disorder from an allopathic standpoint may form the strong guiding lines for the Homeopath. If you do not recognize the image formed by these characteristics, the use of the repertory will guide you to a recognition. The following case is an illustration.

A girl of two years of age had been under treatment, with enlarged cervical glands which suppurated under the influence of medorrhinum. These glands were discharging and reducing, when she developed the following condition:

Feverish at night; flesh hot to touch in day, feet, hot through the shoes. Cheeks at times bright red, otherwise pale, eyes dull. Temp., 101.6°. Thirst for large drinks, lips dry, bites them. Bites finger nails.

Restless in bed, tossing in sleep. Fretful in bed, ameliorated being rocked. Languid, weary, averse to exertion during the day.

Screams out suddenly in sleep, either waking or continuing sleep. Wakens frequently crying as though frightened. Dozing; fretty sleep; sharp cries in sleep. Cries on waking, desires to go to mother's bed.

Excited, angry, kicks when displeased. Irritable when spoken to, when touched. Sensitive to noise.

Aggravation from touch, flesh appears bruised when touched.

Jerking, twitching muscles. Hands tremble when using them, from weakness; weak legs, trembling, tottering gait.

Rectal evacuations with much straining.

Perspiration of head; during sleep, ceases on waking.

Head indicated as if painful. Respiration panting.

Tongue white coated, red tip.

Aggravation from warm covering.

Here is a fine array of symptoms, reported by a mother trained to observe and report details. We do not ask what is the best remedy nor the most frequently indicated remedy for hydrocephalus although the group of symptoms reveals such an affection developing here. We seek the image of a remedy in this child affected with a hydrocephalic condition. We seek it in the symptoms that most peculiarly characterize this sick child. The remedy must be one which can produce such an acute inflam-

mation as is marked by the brain cry, which is a shriek. The other rubrics to follow are those which reveal the mental changes and the symptoms referring to the entire patient.

Brain Cry.—*Apis*³, *arnica*, *arsenicum*, *carbolic acid*², *cicuta*, *digitalis*, *dulcamara*, *glonoin*², *helonias*², *hyosciamus*², *kali-iodatum*², *lycopodium*², *mercurius vivus*, *phosphorus*, *rhus tox.*², *solanum nigrum*, *stramonium*, *sulphur*.

Shrieking in Children.—*Apis*², *dulcamara*, *helleborus*, *lycopodium*², *stramonium*.

Waking, as from fright.—(*digitalis*²), *lycopodium*³, *stramonium*², (*sulphur*³).

Shrieking in sleep.—(*apis*, *arnica*, *dulcamara*), *lycopodium*², *stramonium*, (*sulphur*²).

Sensitive to noise.—(*apis*, *arnica*², *arsenicum*², *cicuta*, *helleborus*², *kali-iodatum*), *lycopodium*², (*mercurius*², *phosphorus*², *rhus tox.*).

Rocking ameliorates.—*rhus tox.*

Motion ameliorates.—(*arnica*, *arsenicum*³, *carbolic acid*, *dulcamara*³, *hyosciamus*), *lycopodium*³, (*mercurius*, *phosphorus*², *rhus tox.*³, *sulphur*³).

Touch aggravates.—(*apis*³, *arnica*², *arsenicum*², *cicuta*, *digitalis*, *dulcamara*, *helleborus*, *hyosciamus*³), (*lycopodium*³, (*mercurius*, *phosphorus*², *rhus tox.*², *stramonium*², *sulphur*³).

Physical exertion aggravates.—*lycopodium*², (*arnica*³, *arsenicum*², *cicuta*, *digitalis*³, *helleborus*, *mercurius*², *phosphorus*², *rhus tox.*³, *sulphur*³).

Looking further, under "restless tossing in bed"; "perspiration during sleep"; "warm wraps aggravate"; "weakness of legs in walking"; "respiration panting"; we find *lycopodium*³ most prominent through the entire group.

(EXPLANATORY NOTE.—The figures following remedy, thus: "arsenicum²," indicate this should be printed in italic; "arnica³," should be in caps, or, as found in Kent's repertory, in black-faced type.)

The remedies in parenthesis are included here merely for comparison.


Mother reported a change in the afternoon of the day the new medicine was begun, a decided improvement in the night of that day and following. The improvement was noticeable in every way, even the wounds in the neck healing with remarkable rapidity.

Those who desire larger familiarity with Kent's Repertory will find a good exercise in searching out the above rubrics in the various sections.

Harrisburg, Pennsylvania.



SPECIAL ARTICLE



A FEW WORDS ON COMMON-SENSE TREATMENT OF TUBERCULOSIS.

By Dr. H. C. Schmidt.

B EING about the only representative of the right kind of Homeopathy in a territory where nearly everyone is tubercular, and where can be found people from all parts of the earth, due to the particularly favorable climatic conditions existing, it may be profitable to express a few thoughts on the subject.

The time is very favorable, being shortly after the close of the Congress of Tuberculosis. The thought is "Common-Sense versus So-called Scientific Medicine," as understood by the standard school. The laity everywhere has read the bulletins of the Congress of Tuberculosis, as published by the press for their special enlightenment, *and now they know all about tuberculosis.*

It is strictly opposed to the methods of standard medicine to individualize, and having the people as a whole trained in the same idea, makes it hard work for the conscientious doctor to convince his patient that while a certain thing may be all right for some, it nevertheless is all wrong for that particular patient.

Diagnosis: A doctor is almost forced, for the good of his patient, to give evasive answers, but the doctor himself should understand the true conditions and govern his treatment accordingly.

Etiology: That subject has been proven so often that every Homeopath knows by heart that Koch's bacillus tuberculosis is the effect and not the cause of tuberculosis, but the Congress of Tuberculosis does not mention one word about that fact but sanctions the dicta that Koch's bacillus tuberculosis is the cause. That heredity plays any part in transmission of tuberculosis, has been carefully avoided; also that vaccination and serum therapy might have something to do with the awful spread of the disease.

Therefore Koch's bacillus tuberculosis is the cause for the great majority at present.

Treatment: This is the most laughable thing of it all, were it not so sad, and nowhere is it more impressed on a person than right here in Arizona. A beautiful example can be seen of how the people flop from one extreme to the other. That great balance wheel, common-sense, seems to have gone amiss, and the utter absence of really scientific facts is striking.

Out-Door Treatment: Air is good; air is healthy and therefore you can never get enough nor too much—this seems to be the argument. But taking a certain tubercular patient, who is aggravated by every little draught, and put him into a well ventilated room protected from every draught, or put him into the open air where the draught is bound to strike him sooner or later on a head wet with perspiration. Is the damage done by the draught counteracted by a few extra molecules of oxygen? Another tubercular patient has night sweats and has to get up and vomit—does the nice, cool night air outweigh the chilling of the body? To see them sitting by the dozen in the railroad train by open windows while the train is in motion is a daily occurrence. Is that healthy? Why some would not miss one ounce of that good air if it were to kill them the same day. Another has night sweats, coughing at night and has to sit up. Is the doctor to tell him: "You must not sit up or cough; you can't change your gown or sit up; the glorious open air will cure all." And these things are perpetrated on the porches of a smoky, large city; in foggy ocean resorts and snow-covered mountain resorts. Is that common-sense? Does it really obtain good results? Some people, and not very few either, can remain in Los Angeles simply because they do not expose themselves to the damp night air and do not go out except when the sun shines. Does that teach nothing?

Diet: Diet is another great field for faddism, and it includes doctors by the score. One person won't eat meat; another won't eat breakfast; a third would not touch the least drop of wine; a fourth will eat only one meal a day, and then eat enough for six. And all are regular encyclopedias on what nitrogenous and carbohydrates and fats are good for or bad for, and at the same time make a meal of corn on the cob, cucumbers and raw

onions and a glass of water. This is true. One such case complained of pain in the abdomen and bloating and the pulse worried her more than anything else. They take medicine by the pound. One powder sulphur, 1-m, cured that case, but the diet remained the same regardless of all argument. And these people will keep on talking about food very scientifically, and are very conscientious readers about that subject in the Sunday papers. What has that to do with diet of tuberculosis? Well, everything! You can never cure a tubercular patient on a lopsided diet, and how many have just such. We forgot one—the cake-candy-ice-cream fiends. They are the most numerous. The main thing is to use common-sense. Let the patient eat what he relishes, if it is not too one-sided. Visits into the restaurants of these resorts are very instructive.

Medication: Tuberculin injection is not very general as yet, but the Congress of Tuberculosis seems to try to introduce it very strenuously, and that will do more harm than all the other things put together. It is too potent a factor to experiment with. We give the *indicated remedy* and what a world of meaning these two words contain, is only appreciable to a good Homeopath. But a word of comment may be well here. We are often prone to expect our medicines to do it all, and while they often accomplish it, yet how much easier and quicker would it be done if we would use other means to help along while there is still time.

Exercise: One doctor recommends deep breathing; another, work in a garden; a third, riding a horse; a fourth, mountain climbing. Just see these poor mortals after they come home from such expeditions! All tired out! All over-worked! Put back one or two weeks and more, all by one day's exercise. Where is common-sense here? Where is the preservation of the natural forces considered? Some doctors don't seem to think that resisting power saved is every bit as good as resisting power earned—yes, better. If any patients ever needed to be warned *not* to exercise too much, the tubercular patients are the ones; because they will not admit to themselves even that they are tubercular *or going that way*. It does not matter what words we use, it is the same thing after all. Again, doctors say tuberculosis is a lazy disease and what they need is exercise to develop the mus-

cles. How uncharitable! If ever a person needs sympathy it is the tubercular. They are usually well developed mentally and very ambitious—but *Oh, so weak*. Don't think a person with an active mind feels very keenly his or her inability to accomplish things? And to be misjudged on top of it! He has no get-up? Alas, he has too much! It would be better for him if he had less, if he were a little more sluggish. If we doubt it, let us feel the arms, the muscles; no tonicity left. No get-up? No, he has no strength, and it can't be developed by exercise or air or diet, although all must aid. It requires a more potent force, and only a true Homeopath recognizes and understands that fact.

Climate: This causes the greatest misery of all. If the doctors only knew what misery that change of climate causes, and how many phases have to be considered, they would be very cautious in sending people out here. A few points should be considered; the most important ones are: Has the patient enough uninvolved lung left, that he can live after fibrosis of affected part is accomplished? This is a very serious question, and it is nothing less than criminal to send a patient away into the most uncongenial surroundings, away from all friends, to die all by himself. When one sees them parting from the very last sister or brother that brought them out here and who is going back home, then they are not annoyed by many curious eyes; these scenes are too sad for people to look upon. Of course, the more people we get out here the more money we make, but I have not yet met the doctor who did not say: "We don't want these people."

The next point is at the other end—the necessity of recognizing the condition early. Of course, a doctor cannot afford to tell a patient the true condition and so lose the patient, but he ought to be induced, for the good of his *general* health to go a few months to a dry climate. Not into the mountains; not to the coast, but into the desert. Some advocate mountains, but there are many who die in the mountains who would have lived in the desert. It is very important to consider the heart and the possibilities of hemorrhage. Such people can be cured in a few weeks, and under Homeopathic care can live any place after that; it means the saving of hundreds of dollars to them.


Now for the great mass between those two extremes; they should understand from the very beginning what it means to them. First of all, living expenses are two and three times as high as anywhere else except in mining camps; second, the chances for getting work are very bad. To have a little store of their own would kill them from worry, it takes a well man to do business—therefore, he should have money; third, the patient ought to know that in order to stay cured he must stay out here. What does that mean? It means that the person who comes here with a will and determination to get well, and after that a desire to begin some kind of work, comes here with his mind made up to be content and happy. For all such there is no nicer place than glorious, sun-kissed Arizona.

The last and almost the most important subject is still to be considered. All depends upon surroundings and associations out here, even after the person has made up his mind to be contented and happy, whether it will be possible for him to be so and to get well. To live in a poorly furnished rooming house reeking with bacteria and bloody walls, is anything but sanitary or congenial; and this they cannot get for less than \$4.00 per week, even then people do not want them, all they want is their money; to get a tent out at the tent colony where nine-tenths of all the people are tubercular; are exposed during cold wet days; see and hear nothing but "tuberculosis," eat, inhale and drink it; where hemorrhages and black wagons are the rule of the day; where the conversation consists of disgusting jokes, and the never-ceasing topic is "lungers" and "bugs," that is almost enough to set a well man insane. These seem to me the very worst, the most undesirable surroundings, as they are very depressing. To buy a lot for \$1,000.00; build a two or three room house as far away from the city as possible and associate with only a few congenial neighbors seems to me the best; but taxes, lights, heat and water are items which cost four and five times as much as they do in the east. For those who are able to provide these luxuries, however, Arizona is an ideal place for tubercular patients.

310 East Seventeenth Street, Tucson, Ariz.



S E L E C T E D



PHILOSOPHY OF HOMEOPATHY.*

PART I.

The constitution of medicine as a science demands certain indispensable prerequisites to successful prescribing, all of which are found in Homeopathy and *no where else*. The practitioner must, therefore, adapt himself to these principles or forever isolate himself from the only *system* of cure known to man.

1. The first problem before the physician is: *How to ascertain the nature and properties of each particular substance which is to be employed in the treatment of the sick.*

That the curative principle in medicines is not in itself perceptible, is undeniable. Neither the color, taste, nor any other sensible property will, in itself, reveal the mystic power which Almighty God has hidden within the inner nature of each individual drug. Whether a drop of tincture or a grain of mineral, all that can be seen, or felt, or tasted, or smelt, corresponds to the *hull*. But where is the kernal? Where is that which is capable of deranging the vital force of the human organism and of thus altering its functions and sensations? It can not be perceived by any of the natural senses, not even when assisted by the most powerful aids which the ingenuity and inventive faculty of man can supply. It is even beyond the realm of human reason. It is "spirit-like!" But that power in drugs which cures human ills, mysterious as it is, is not more so than that force in the human body which it is to influence simultaneously with the physician's high and *only* mission. Scalpel in hand we institute a scientific search for that force. Aided by the most powerful microscope we scan the human structure from its integument to its most internal cell, only to learn that eye hath not seen, nor finger touched, nor reason discovered that *mighty energy*, that invisible power! It, too, is "spirit-like!"

*Read before the International Hahnemannian Association, Chicago, July 1, 1908, by Dr. J. C. Holloway of Galesburg, Ill., and unanimously voted by the convention as the propaganda of Homeopathy the coming year.

So we decide to join Hahnemann, our medical guide, whose memory is enshrined in the work he accomplished and in the hearts of all who have been able to appreciate him, in his decision that the power hidden in the inner nature of drugs is the *curative power*, and the animating force hidden in the human organism is the *vital force*, and that each is *spirit-like*! The same Hand that hid the one in the products of the vegetable, animal and mineral kingdoms, secreted the other in the human body. The divine fiat has decreed that the spirit-like vital force which controls the harmonious action of the human organism shall not be deranged except by a spirit-like, dynamic power; that spirit-like must act upon spirit-like; dynamic upon dynamic. This picture in one view; and a *fly carrying a material germ of typhoid fever* in another, portray the contrast between truth and error on the medical canvas of the present century. Inasmuch as the vital force is itself a dynamis, our master wisely concluded that tinctures should be succussed and minerals triturated, not that their material elements might thus be better adapted to the size of blood corpuscles, as some have erroneously concluded, but that by the process of dilution and potentization the hidden power of drugs, the drug-dynamis, might be unfolded and developed *as a spirit-like power*, absolutely free from the material substance, and thus be brought into correspondence with the dynamis of the human system. This dynamization of drugs involves the scientific process of the transplantation of the medicinal force from the substance of the drug to the substance of the vehicle used for dilution; and the transplantation again of the drug-spirit from the dilution to the vehicle used for medication when prescribing; and again the transplantation of the drug-spirit from this vehicle, through the sentient nerves, to the vital force of the human body.

Upon this hypothesis rested Homeopathy as Hahnemann left it; upon this it rests today; and upon this it must ever rest so long as there is a vital force to become deranged, and a drug force to cure. Hence, if we ever discover the curative principle in a given drug; if that principle is ever fully revealed to mortal man, it must be by the transplantation of that drug-spirit to the spirit-like vital force of the healthy human body. If the latter is de-

ranged by it as evidenced by signs and symptoms, thus revealing its sick-making power, then we can conclude with absolute safety and certainty that by some rule, some law, the once hidden power of that drug possesses a *curative principle*, and that by this experiment on the healthy subject its curative principle is *revealed*.

The crude idea of some materialists that the sick-making power of a medicine must be ascertained by the toxic drug is completely overturned by the fact that some substances in their crude form are absolutely inert, but when dynamized and thus tested, prove to be most powerful; and secondly, their doctrine is set aside by Hahnemann, in the following words. "The most recent observations have shown that medicinal substances, when taken in their crude state by the experimenter for the purpose of testing their peculiar effects, do *not exhibit nearly the full amount of the powers that lie hidden in them which they do when they are taken for the same object in high dilutions potentized by proper trituration and succession*, by which simple operations the powers which in their crude state lay hidden, and, as it were, dormant, are developed and *roused into activity* to an incredible extent." Thus it is that the curative principle of any drug is revealed *by the impact of the drug-spirit* upon the spirit-like vital force of the healthy human body. If this lesson were better understood, we would have more Hahnemannian physicians, more successful prescribers and more ideal cures, which are rapid, gentle and permanent. This lesson understood, high potencies would not be questioned in the treatment of the sick. It is worthy of remark that one of the very first evidences of materialistic views held by some so-called Homeopaths is, they find fault with Hahnemann's provings, deny the pathogenetic effects attributed to high potencies and suggest the advisability of making new provings of the old remedies by a method which shall *modernize* them and make them more *practical*. Behind such a plea lurks the most palpable *materialism*, ignorance and down right infidelity respecting all Hahnemann has taught as to the curative power of drugs being "spirit-like." Therefore, I emphasize the importance of *dynamic* provings, provings which develop the finer shades and bring within our reach cures which would otherwise be impossible.

Note.—This excellent article will be continued until published in its entirety.



CONTRIBUTED



By Members of the Editorial Staff

JUST "PICKED IT UP."

THE CRITIQUE, Denver, Colorado.—“Inclosed find check, subscription for *The Critique*, which has been coming regularly to my office; you have an elegant journal. I like Dr. Kent’s articles.

“Am pleased to learn that Dr. Loos will give us ‘repertory—how to use.’ I am not a graduate of your school but have ‘picked up’ homeopathy and think if Dr. Loos will show us how to use the repertory, better prescribing will be done by us ‘converts’ as well as by not a few ‘graduates.’ Many of these, I know, are not using a repertory, often they tell me ‘don’t know how to use it.’ When I find the *similimum*, I use the single remedy, high; from 30th to c. m., and invariably get good results.

“A troublesome pain in my right wrist from a sprain, soaked with rheumatism at the same time, of a year’s standing, got well promptly on one dose of rhus tox., 50-m, after failure with 1-m, 200th, 30th and 3d-c; all were given a fair chance to cure it and the promptness of 50-m almost alarmed me. There is no imagination about high potencies.

“I cured a nasal poypi with a few doses of *teucrium marum*, 50-m, after a flat failure with the 6th. I could mention many more cases that I cured with high potencies, after “low” had failed. One very interesting case in particular, because occurred to myself personally, was a seedy wart near knuckle of left index finger; also other warts on the hand which were caused by X-ray burns. All were of year’s standing. Other medicines, high and low, failed to cure it, until I gave myself the *similimum*, and high at that (C-m. only one dose), after failure with the 200th. That remedy was *causticum*. I might add that I am a *causticum* subject and have been since babyhood, but expect I

am free now from the 'diathesis.' I took that into consideration when I hunted the similimum. Well, I am not writing for publication, only to talk. K."

(Note.—I do not give this writer's name, for the reason he has not given me his permission so to do, but the article is one that should soak into the systems of some of our so-called "graduates" of homeopathy who have neither the courage or confidence of this man who has merely "picked up" what little homeopathy he pretends to know. I hope the good doctor, and he is a graduate of one of the foremost old-school institutions in the country, will do us the honor of writing something for publication, to which he will not be backward about signing his name in full. **The Critique** will take particular pains to place it in a prominent position.—Editor.)

* * *

"OLD HAHNEMANN."

ON TUESDAY EVENING, September 22nd, the opening exercises for 1908 marked the beginning of another year of homeopathic teaching at "Old Hahnemann." After the entertainment; addresses by members of the faculty and music by three pieces of stringed instruments, members of the faculty and students assembled upstairs in the junior and sophomore rooms and joined in the gayety of the dance until midnight.

Dr. J. T. Kent returned from his vacation looking better and stronger than he has in years, and the vigor and fire with which he opened his course of lectures on materia medica and homeopathics brought joy to the students' hearts, for they are now assured of an excellent course of lectures from the materia medica department.

We were delighted to note several new faces in the class at Dr. Kent's last lecture, and on inquiry learned that they were students visiting us from the Hering Medical College. But they were not the only new ones to partake of the homeopathic feast, for from far away London, England, were three representatives who appreciate the work so highly that they will remain with us to take a special course in materia medica and homeopathics from Dr. Kent. The names of these students who have come so far to get homeopathy in its purity, are Dr. Weir, Dr. H. P. Wood and Dr. W. P. Purdon.

Chicago, Illinois, October 14th, 1908.

OKLAHOMA MATTERS.

THE NEW STATE BOARD of Medical Examiners for Oklahoma has been appointed. Its personnel consists of nine members, four from the old school, two from the homeopathic school, one from the eclectics, one from the physio-medical and one from the osteopaths. It is plain to see that the homeopaths occupy second place.

This is the first time in history when our school has ever held any representation by appointment on an examining board of a new state or territory. When we take into consideration that a great deal of this is due to the untiring efforts of Dr. Joseph Hensley, Second Vice-President of the American Institute of Homeopathy, and located at Oklahoma City, it only goes to show that the energy displayed by him and others of the faith in Oklahoma is bound to do a wonderful amount for the cause throughout the entire Southwest.

The Oklahoma State Homeopathic Society met the fore part of last month in a two days' session at Oklahoma City; the meetings were held at the office of Dr. J. Hensley and from the reports of the same it is quite evident that a very excellent meeting was the result. Numerous well-prepared papers were presented, all of which were fully and freely discussed by the membership present. Fourteen new members were taken into the association at this time, which evidences the fact that the Homeopathic school is fast assuming proportions in this new state. Dr. Hensley has served as president of the State Association for three years but positively refused to have his name used again for the position, thinking, as he no doubt did, that it was best to have the honor passed around. As a mark of confidence and an evidence of esteem in which he is held by his confreres in Oklahoma, he was unanimously elected, by standing vote, Honorary President for life. At the state meeting in question the following officers were elected:

President: D. M. Miller, M.D., of Blackwell, Oklahoma.

Vice-President: W. M. Hammond of Lawton, Oklahoma.

Secretary and Treasurer: M. E. Ray, M.D., of Tecumseh, Oklahoma.

Delegates to Institute Meeting at Detroit: Drs. Hensley, Ray and Hammond.

Chairman of the Legislative Committee: Dr. Hensley, Oklahoma City.

The next place of meeting was left to discretion of the Executive Committee.

We are pleased to say Dr. Hensley hopes to make the acquaintance of Colorado Homeopaths at a very early date.

* * *

AMERICAN INSTITUTE OF HOMEOPATHY.

The following resolutions in relation to the Homoeopathic Pharmacopoeia of the United States and the proposed amendment to the National Pure Drug Act, were unanimously adopted by the American Institute of Homoeopathy at its meeting in Kansas City, June, 1908.

Resolved.—That in order to obtain the benefits of the uniformity of preparation which the pharmacopoeia secures and at the same time to give homeopathic pharmacists further opportunity to comply with the obvious demands of the profession, all homeopathic pharmacists are requested to prepare their remedies on and after January first, 1909, according to the Homeopathic Pharmacopoeia of the United States and to state the fact that they are so prepared upon the label placed upon the box, bottle, or other container, so that physicians may know the official preparations of homeopathy from the numerous unofficial remedies of varying strengths that have hitherto been in use.

Resolved.—That Physicians are urged to demand of their pharmacists remedies prepared according to the Homeopathic Pharmacopoeia of the United States, so that with remedies of a known uniform strength we may have a more scientific and useful literature.

Resolved.—That copies of the above Resolutions shall be sent to every homeopathic pharmacist and to every homeopathic college, hospital, medical society and medical journal in the United States.

Resolved.—That the American Institute of Homeopathy—the National Society of the homeopathic medical profession of the United States—in meeting assembled would respectfully demand

of Congress when it again assembles, the passage of an amendment to the Food and Drugs Act which would add the words "or in the Homeopathic Pharmacopoeia of the United States" after the words "National Formulary" wherever they occur in the law. We would demand this in order that the standards in the Food and Drugs Act may be made complete by providing for the uniform strength and preparation of nearly three hundred fresh plant tinctures which are at present unprovided for and also that justice may be done to thousands of physicians whose scientific remedies are classed among the proprietary or quack remedies.

Resolved.—That the Interstate Committee and the Committee on Medical Examining Boards and Medical Legislation be instructed to render all possible aid to the Committee on Pharmacopoeia to secure the passage by Congress of the proposed Amendments to place the Homeopathic Pharmacopoeia of the United States in the Food and Drugs Act.

* * *

REPLY TO THAT PORTION OF PRESIDENT ENOS' ADDRESS BEFORE THE HOMEOPATHIC STATE MEDICAL SOCIETY, WHICH REFERRED TO CHRISTIAN SCIENCE.

EDITOR, THE CRITIQUE: An article by Dr. Clinton Enos, President of the Homeopathic Colorado State Society, which appeared in the October number of "Progress" takes issue with Christian Scientists for objecting to being required by legislation to study "anatomy, physiology, pathology, etc.," as a condition precedent to the right to practice their religious tenets in the healing of diseases.

The first, and perhaps the best, reason why Christian Scientists should object to such regulation lies in the fact that the study of anatomy, etc., would be utterly useless to a Christian Scientist since his success in healing disease as well as sin depends upon his ability to discern the perfect image and likeness of God through the lens of Christian Science. Another excellent reason why Christian Scientists should not be in any manner molested by legislative enactments is because Mrs. Eddy's meta-

physical system which is purely spiritual has taught them to place their reliance wholly upon God, and as all kinds of disease and sin have been thus healed through prayer, any attempt to alter their method of instruction or practice might deprive society of a great boon. Again, as the Christian Science practitioner uses neither drugs nor a knife in his practice, neither his patients nor the general public can be affected by any lack of knowledge on his part on the subjects of "anatomy, physiology, pathology, etc."

Dr. Enos should not be disturbed because Christian Science honors the divine Mind more than the physical senses in the matter of diagnosis, even though he does not understand how prayer may be efficacious to uncover and destroy the procuring cause of a disease, especially when such practice often results in the healing of so-called incurable diseases after all material means have failed. It might be here stated that "incurable disease" is an expression which has its origin in the enforced recognition of the fallibility of human ways and means. That it was not known to Christ Jesus is proven by his perfect works, and that he intended it should not be known to his followers is evident from his words: "He that believeth on me, the works that I do shall he do also." (John 14:12). These infallible works can never be attained through the study of "anatomy, physiology and pathology," or any other product of human thought. The Word of God is alone competent to instruct in the way the Master wrought, and a legislature should certainly hesitate about the regulation of any system whose practitioners strive to know and do the will of God and whose practice evokes such proof of its efficacy as is contained in the following tribute to Christian Science which appeared in "The Dover and County Chronicle" (England), on the third day of this month from the pen of a physician:

A PHYSICIAN ON CHRISTIAN SCIENCE.

By J. MILES CHAMBERS, M. R. C. S. Eng., L. R. C. P. (Lond.).

It has probably been the experience of almost every doctor of today to be asked by his patients for his opinion of Christian Science as a healing agency, and one would not be far wrong in saying that the fact that Christian Science practitioners do not consider it necessary to use the stethoscope and thermometer and other means of ascertain-

ing the actual physical condition which they propose to relieve, is considered by the majority of doctors to be a full and sufficient reason for declaring that the cures cannot be genuine. A patient enquiring about a reported cure of, say, cancer, is told, "If it was cancer, it wasn't cured; if it was cured, it wasn't cancer," and the enquirer, in a spirit of resignation to the (supposed) will of God, has had to remain content with the knowledge—and fear—that should he at any time become a victim to any disease, pronounced by medical science to be incurable, there is nothing for him to do but patiently bear it, and pray for a speedy death.

This attitude towards Christian Science was, perhaps, excusable in the early days of its practice, but now that the results of the operation of its methods over a period of forty years have given, and continue to give, increasingly convincing evidence that diseases, call them by what medical name you will, which had been pronounced, after the employment of all known physical aids to diagnosis and prognosis to be incurable, have been cured by Christian Science, this position is no longer tenable, and many medical men, both here and in America, have been led to consider what is the understanding which enables men and women, without any previous knowledge of the various branches of medical science, to bring about a cure where they themselves have failed to do so, in spite of all the new remedies and improved methods of treatment which recent scientific discoveries have placed at their disposal.

It is not within the limits of a short article to consider the methods by which Christian Science performs its cures—that is fully explained in the text-book—and any scientific discussion by the medical profession, on the merits or demerits of Christian Science, may be regarded as premature until doctors are prepared to admit such diseases as cancer and leprosy can be cured.

I recently had the opportunity of questioning closely a patient who had been suffering from an attack of acute Bright's disease. There had been a consultation and the doctors had told his friends that nothing more could be done for him, and that he could not live more than a few days. All medical treatment was then stopped, and Christian Science treatment begun, and in less than a fortnight he was quite well again. This single case is not in itself a proof that Christian Science is a panacea for all the ailments to which mankind is subject, but it is sufficiently convincing to prompt a further study of the methods by which the result was obtained.

Conscientious consideration of the cases treated and the methods employed reveals the fact that the method is applicable to every form of disease, whether hitherto considered to be incurable or not. (Hence its claim to being an exact science). It also reveals the fact that the

success of its treatment is in no way due to the operation of hypnotism, mesmerism, spiritualism or animal magnetism, as is so frequently urged by the supporters of psycho-therapy. It is, moreover, in these two essential points that Christian Science differs from every other form of treatment, whether purely medical, purely psychological, or psycho-medical; and the former of the two gives promise to the investigator that this discovery of Mrs. Eddy's is, in fact, the re-discovery of the Christ-method of healing.

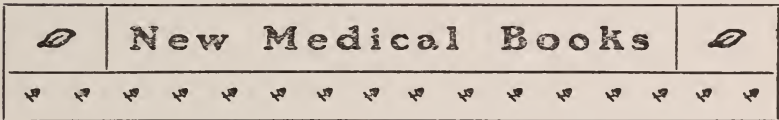
It is very doubtful if any system of healing since the days of Jesus Christ and His followers has been able to produce a case of leprosy healed through its agency. This has been done in recent years by Christian Science, and this fact alone is sufficient to establish it as a healing agency of inestimable value to mankind.—From *The Onlooker*.

Thanking you for the courtesy of *The Critique*, I am,
Very truly,

BRET HARRIS,

Christian Science Committee on Publication for Colorado.

Denver, Oct. 19, 1908.



Diseases of Children.—By William Nelson Mundy, M. D., Professor of Pediatrics in the Eclectic Medical Institute, Cincinnati, Ohio. Second revised edition. Illustrated, 8vo, 512 pp., cloth, \$3.00. The Scudder Bros. Co., publishers, Cincinnati, O.

Laying aside a lack of familiarity with eclectic therapeutics, one needs only to consider with care the contents of this little book to appreciate what it has given to the medical profession at large. The story is well told and the author deserves the thanks of not only the younger members of the fraternity but of the older ones as well.

This is the second edition of the work and one can readily understand the reason for the same. It contains numerous illustrations which are of a helpful order—the frontispiece alone being well worth the price of admission.

The book contains five hundred and twelve pages of well written, practical information; is printed on the best of paper; the mechanical work being of the highest order. Scudder brothers, Cincinnati, Ohio, are the publishers, which is an additional guarantee that the book is deserving of success.

The Critique

Published by The Denver Journal Publishing Company.

JAMES WILLIAM MASTIN, M. D., MANAGING EDITOR
230-1-2 MAJESTIC BLDG., DENVER, COLO.

J. WYLIE ANDERSON, M. D., BUSINESS MANAGER
1-2 STEELE BLOCK, DENVER, COLO.

ASSOCIATE EDITORS:

- | | |
|--|---|
| JAMES TYLER KENT, M. D.,
92 State Street, Chicago, Ill. | V. A. HUTTON, M. D.,
118 E. Second Street, Florence, Colo. |
| J. M. S. CHESSHIRE, M. D.,
Peabody, Kansas. | HARRIET HORNER, M. D.,
Castine, Maine |
| CARRIE E. NEWTON, M. D.,
Brewer, Maine. | ALBERT F. SWAN, M. D.,
Brighton, Colo. |
| ROY C. FISHER, M. D.,
Kechi, Kansas. | SAMUEL S. SMYTHE, M. D.,
230-1-2 Majestic Bldg., Denver, Colo. |
| A. H. GRIMMER, M. D.,
2908 Lake Park Ave., Chicago, Ill. | R. del MAS, M. D.,
Centreville, Minn. |
| NORMA M. BALDWIN, M. D.,
Hagerman Bldg., Colo. Springs, Colo. | J. E. HUFFMAN,
Healdsburg, Cal. |
| F. E. GLADWIN, M. D.,
1708-10 Chestnut St., Philadelphia, Pa. | G. E. DIENST, M. D.,
81 Fox Street, Aurora, Ill. |
| JULIA C. LOOS, M. D.,
30 N. Second Street, Harrisburg, Pa. | W. J. HAWKES, M. D.,
4th and Broadway, Los Angeles, Cal. |
-

Communications of a literary nature, books for review and exchanges should be addressed to the Managing Editor. Those relating to business matters, inquiries for advertising rates, space, etc., should be addressed to the Business Manager.

MATTERS FOR PUBLICATION, NOTICES OF CHANGE IN ADVERTISEMENTS SHOULD BE IN THE HANDS OF THE RESPECTIVE DEPARTMENTS BY THE 15TH OF THE MONTH PRECEDING DATE OF PUBLICATION TO INSURE ATTENTION. No attention whatever will be paid to communications unless accompanied by signature and address of the author. We would respectfully request that correspondents be particular to write upon but one side of the paper, write plainly, spell correctly, and bear in mind that there is such a thing as the proper use of capital letters and punctuation marks.

EDITORIAL COMMENT.

FROM THE VIGOR displayed by the editor of a certain *advanced* medical journal in using his influence to persuade contributors of *The Critique* from continuing in such capacity, I am inclined to believe this mischief-maker is possessed of either a wonderful amount of vitality for one of his years or else has a superabundance of spare time in which to pursue an avocation commonly known as attending to other people's business. Sufficiency?
M.

PROGRESS gets quite peevish over the fact that Governor Buchtell did not appoint at least one homeopath from among the one-hundred physicians selected to represent the state of Colorado at the International Tuberculosis Conference which convened in Washington, D. C., last September. The Governor does not waste any sloppy sentimentality on homeopaths, thank you; when he becomes over-charged with anything simulating sentiment he merely goes down to Canon City and turns some sure thing man out of the penitentiary as that always makes him feel better. M.

* * *

THE POST of recent date takes the liberty of placing Dr. J. T. Robinson, of Tarpley, Texas, upon the editorial staff of *The Critique*. This was no doubt owing to the fact that we published an article by this gentleman in our last issue, *re* the American Medical Association. *The Critique* has a sufficiently large staff at present without the assistance of others outside our choosing, and while I gave space to the article in question I must confess that this line of contribution will hardly have the desired effect which Dr. Robinson seems bent upon bringing about. A large majority of the membership of the A. M. A. are gentlemen of the very highest order; ornaments to the profession, good citizens, friends any one might well feel proud to claim. The American Medical Association however, like all other organizations, is controlled by a lot of politicians who are responsible for the reprehensible actions of this and other societies, and its conduct in recent cases has caused more or less censure to be heaped upon its members individually. I am inclined to the belief that Dr. Robinson is a "regular" by the way he hands that bunch a bouquet of bad language. M.

* * *

INASMUCH as I am printing in another department of *The Critique*, a reply to that portion of President Enos' address before the Colorado Homeopathic Society which referred to Christian Science, it is no more than proper that my readers should know just what the doctor said on that occasion. The following fulsome criticism of Christian Science is credited to the

doctor and was given the full benefit which the limited circulation of *Progress* would provide:

“What shall we say of the Christian Science practitioner? She can outfake this drunken, blacksmith faker. She does not have to take a “course of training” unless she is buncoed out of a few dollars by some busted ‘practitioner’ who has degenerated into a teacher of these dupes. She does not have to study anatomy, physiology, etc., as these do not exist. These Christian Science people go so far as not to have their children study physiology in our public schools. About the only study the laws of Colorado say that must be taught is physiology, yet the public school teacher must not teach physiology to the children of the Christian Science people, or else make a farce of it; or he will have all kinds of trouble, and in the end lose his job. The vindictiveness of these people is well-known, in spite of the fact that they attach the word Christian to themselves. They neither study disease nor admit its existence—yet they travel from house to house to solicit trade and promise to cure people of all kinds of incurable diseases. Any legal attempt to make them study anatomy, physiology, pathology, etc., is met with a terrible howl that we are interfering with their religious (!) principles. Suppose that an engineer would say it was against his religious principles to know anything about the construction or operation of the locomotive? Where is the Christian Science practitioner who would risk her neck on that train? Yet these same Christian Science practitioners undertake to treat diseases where human life is at stake, and glory in the fact that they know nothing of anatomy, pathology, etc. A great show of indignation is raised when the state undertakes to make them study the human body as it does the engineer his locomotive. So densely ignorant are they that they glory in it. A good story was told me by a surgeon of this city which illustrates the characteristic makeup of these ignoramuses: He was called in by the relatives of a Christian Science follower, who had been sick for about a week. He examined her and found a large appendical abscess. He started to tell her of her condition, and when he said that there was an abscess in her side she with a disdainful and triumphant air, said: “Abscess! abscess! There is no abscess in me unless you put it in there by your thoughts!”

* * *

THOSE WHO ATTENDED the Kansas City meeting of The American Institute of Homeopathy, will recall that smoothly worded report of the Institute Journal Committee, and it is barely possible that some inquisitive individual will wonder what has become of the beautiful dream of Benjamin F. Bailey, M.D.,

re this proposed publication. I singled out Dr. Bailey as the horrible example of this preachment for the simple reason that the idea originated apparently in his fertile imagination and was one of the recommendations proposed in his Presidential Address, when the honor of this office rested upon his shoulders.

You will recall also that the intention of the Committee was that the *Journal of The American Institute of Homeopathy* should consist of forty-eight pages of reading matter; it should be published *weekly*; it was proposed to place the selection of its editor in the power of some publishing house, the same to be approved by the Journal Committee. The journal, in fact, without any effort or liability on the part of the Institute, was to be a howling success from the start, and would do away with the present form of published proceedings, besides furnishing profitable employment to some member of the fraternity who would be willing to give up a lucrative practice, considering, as he would necessarily be obliged to do, the honor sufficient to pay his living expenses, looking upon the salary as a clear perquisite.

Anyone with the faintest glimmer of knowledge concerning the practical side of the matter would naturally smile at the optimistic attitude of the Committee, but inasmuch as there was not a practical man on the same, nor did President Copeland pretend to appoint one from the many such present, it is not at all surprising that the results attending this attempt are not just what they appear to be at the present writing, the one thing to be thankful for is that they are no worse.

Just one man in the meeting had the hardihood to voice a hindrance to the idea, and that one man was prepared to talk the matter over from the standpoint of a practical publisher; Dr. C. E. Fisher was the man. You will all witness the fact that at the time "I told you so," in my notes concerning the meeting, but I am too good a sport to gloat over troubles the committee in question is confronting at the present time; weakness in their work for good is a price too great to pay for the vindication of prophecy. If the Committee had come before the Institute with some idea of the cost of the undertaking instead of merely a sentimental desire to show its loyalty to one of its members, it might now be resting on flowery beds of ease, instead of facing the un-

comfortable situation of wasting its sweetness on the desert air in a vain attempt to explain a situation entirely beyond the united understanding of its membership.

In the first place, the authorization of the publication of the proceedings in any other form but that employed in the past would be a violation of the by-laws of the society, and to change the same would require a two-third's vote besides a year's notice of intentions; but that is a long ways off *and will be taken care of at Detroit.*

Now let us look into the matter as to what has been done; I learn from good authority that the Committee has had but little to do with publishers thus far, the only ones consulted being Lippincotts and it was decided (which is much to the credit of the Committee), in view of the fact that this firm furnishes most of the red fire for old school journals and prints a large proportion of such text books, that it would not be a wise choice to select this firm. To further complicate matters, inasmuch as the Committee decided to wipe out almost the entire source of revenue (which was to be secured from dues), for the payment of Editor and Office Manager, thus leaving the publishers the bare revenue from advertising, it is not at all improbable that the Lippincotts would look upon their selection as bag holders more in the light of a joke than anything resembling a noise like business.

I understand that the Committee has about concluded that there is but one way out of the tangle and that is merely to give a new name to one of our old publications; pay its Editor the \$3,500 per annum decided upon as salary, and trust to luck for the Lord to have mercy on their souls when they are brought face to face with the membership at Detroit next June. The journal which the committee propose pressing into service in this emergency is the *Medical Century*. It proposes, further, to give the salary to Dr. Dewey, present editor and principal owner of the *Century*, thus adding quite a tidy little sum to the amount already paid him out of *homeopathic* funds. For instance, \$2,000 per annum as Field Secretary of the American Institute of *Homeopathy*; \$2,000 per annum as Professor of the *Homeopathic* Department in the University of Michigan; \$3,500 per annum as editor of the *Journal of the American Institute of Homeopathy*;

if there are any more *homeopathic* jobs lying around, I am unfamiliar with them.

More power to Dewey! Personally, I wish him an abundance of agreeable and profitable employment, but, *that Institute Journal*, how it has shrunk in size! From a forty-eight page *weekly* at Kansas City, it has so little to look forward to in the way of volume as to make its appearance, in the scanty robustness it will be forced to exhibit, a matter quite likely to provoke interference on the part of the humane society. To detract further from its chances of life, I understand the promoters propose asking the American Institute members to be comforted if circumstances should compel them to forego the pleasure of publishing the same more frequently than *once a month*.

Already this article is too lengthy, but I cannot resist telling something more concerning this Institute Journal:

Everyone who has attended recent meetings of the American Institute will recall the persistency with which Dr. Benjamin F. Bailey has advocated this matter. It was apparently his idea to begin with, and he has succeeded in saturating several others with the same sentiment. When one takes into consideration the fact that Simmons of the J. A. M. A. was formerly a *homeopath*, residing in Lincoln, Nebraska; was a close personal and professional friend of Dr. Bailey's, and still is for that matter; that Simmons is practically the IT of A. M. A., isn't it barely possible that Dr. Bailey got his idea from Simmons and that he hopes through the channel of the J. A. I. H. to become the IT of the American Institute?

When the Simmons IT of the A. M. A. and the Bailey IT of the A. I. H. came together for conference, comfort and mutual congratulation, what would hinder the two ITS from "amalgamating," say at some period between meetings when authority for such action might not be obtainable until the following meeting of the American Institute of Homeopathy." Between now and the meeting at Detroit, however, I shall have ample time to hunt up some more data. My readers need not fear that there will be any occasion for Arctic overshoes in my vicinity. M.



Miscellaneous Matter



Send Us a Personal Item Occasionally

The Critique regrets to learn of the serious illness of Dr. W. F. Burg.

* * *

How about that forty-eight page weekly that the A. I. H. was going to issue?

* * *

Keep your subscription to The Critique paid up. We cannot carry any "dead ones."

* * *

Mrs. Dr. J. N. Gates of Kansas City has been a sojourner in Colorado for the past month or two. The Critique acknowledges several visits.

* * *

Colorado produced \$6,000,000 worth of potatoes in 1908. The shipments from the Greeley district alone will run from 10,000 to 13,000 carloads.

* * *

Dr. D. H. Coover was elected first vice-president and Dr. Geo. W. Miel, treasurer of the State Medical Society, at the recent meeting held in this city.

* * *

Quite a few cash subscriptions were received during the past month from physicians who were anxious to get Dr. Loos' articles re the repertory.

* * *

Dr. W. H. McCartney, Des Moines, Iowa, was an agreeable caller at business office of The Critique, the fore part of last month. Come again, Doctor!

* * *

Dr. John Galen Locke announces removal of his offices from 1355 Welton street to 1345 Glenarm place. This arrangement went into effect the 12th of last month.

* * *

Another cause for the so-called epidemic of typhoid in Denver is the oyster. Whether taken in the cocktail form, fried or as a stuffing for turkey is not clearly stated.

* * *

The fifteenth annual announcement, session of 1908-9, Illinois Medical College, announced Dr. James Granville Mastin as senior professor of "Practice." Cousin of the editor, by-the-way.

Denver doctors are bound to be noticed. The latest bid for notoriety is the assertion that high buildings are likely to be a breeder for "bugs." We wonder if tall buildings would reduce rents any?

* * *

The *Homeopathic World*, London, (England) for September contains numerous interesting and intensely homeopathic articles. *The Critique* is pleased to receive this staunch advocate of the cause.

* * *

Mr. Thomas Carence, inventor of the nasal shield bearing his name and which is the best preventive for hay-fever of which we have any knowledge, was an agreeable caller upon the editor the latter part of last month.

* * *

Dr. William E. Edmundson announces the opening of offices at rooms 15-17 Roentgen building, 1441 Glenarm place, Denver, Colo. His phone number is Main 8142 and his office hours are from 10 to 12 a. m.; 3 to 5 p. m.

* * *

Dr. Mersfelder, Canal Dover, Ohio, in October issue of *Cleveland Medical and Surgical Reporter*, reported a good opening for a homeopath at Shanesville, Ohio. Guess the editor will go back; that is where he was born.

* * *

Dr. Huntoon, editor of the *Iowa Journal of Homeopathy*, is very much pleased with the cordial reception he received in Denver, during a short visit to this city. Come again and stay longer, and then see what will be coming to you.

* * *

Dr. Albert F. Swan, Frederic, Colorado, did not overlook the editor of *The Critique* during a brief visit with his family in this city the fore part of last month. The doctor is establishing a good practice in his locality and, we are pleased to say, is successful.

* * *

Drs. Sharpley and Taylor had their names and pictures in the papers the fore part of last month, sufficient to satisfy the most ardent advertiser. We have not learned just what effect this has had upon the so-called typhoid epidemic.

* * *

R. F. Rabe, of New York City, has been supplanted as chairman of the Bureau of Homeopathy in A. I. H. by Dr. J. B. Kinley of Denver. Rabe is a most excellent homeopath, to say the least, and had an excellent program at the Kansas City meeting.

There was some talk at the last meeting of the old-school State society of combining the offices of secretary and editor of the journal. We are surprised that no definite action, so far as we can find in the proceedings, was taken. We were afraid Moleen would be murdered.

* * *

Dr. Charles Gennerich, whom we mentioned as having signified an intention of locating in Colorado, has changed his mind and returned to New York City, where he will resume his practice. Sorry the doctor could not consider Colorado in his selection of a new location.

* * *

The County Medical Society, old-school, proposes holding open sessions to which the general public will be admitted. This additional effort to put the dear public "next" may not result in as much good to the doctors as they anticipate. Isn't it a fact that this class is already altogether too wise?

* * *

While Dean Quay, of the Cleveland Homeopathic Medical College, realizes that all work and no play makes Jack or Jim a dull boy, he advises students of medicine to quiz each other during their spare moments, instead of attending Y. M. C. A. meetings, etc. Pretty good advice, to say the least.

* * *

Dr. Charles Clement Brice, Briceholme, Tarrytown-on-the-Hudson, president of Antiphlogistine Chemical Manufacturing Company and a former resident of this state, paid his respects to the business manager of *The Critique* one day the early part of last month. The honor was much appreciated and the pleasure still remains in our memory.

* * *

"Boards of Health, in my judgment, are not assisting very much in the progress of the world. The trouble with them is, they are politicians, first and last. They are politicians before they become members of the Board of Health, and continue to be afterwards. Lightweights, generally, as physicians!"—Columbus (O.) *Medical Journal*.

* * *

At the meeting of the Colorado Medical Society, old-school, held in this city the forepart of September, Dr. P. H. McHugh, Fort Collins, was elected president and Dr. Melville Black was honored by being re-elected secretary. The meeting was largely attended and brought out many good papers which were carefully considered in the discussions.

* * *

Lady Henry Somerset is credited with saying that "typhoid fever has been driven out of Ireland." A lot of good that does us here in Denver, where bum dairies delight to do business. If Colorado and

other states could only throw a few more **safeguards** around the health of their citizens, we would be a bunch of invalids or wish we were dead.

* * *

Miss Ethel Barrymore, a beautiful actorine with brains, in an interview recently is reported as saying that "the average young son of a millionaire hasn't enough brains to interest a playful kitten," much less a woman with good, rich, red blood in her veins. There is some pleasure in reflecting that your father's fortune was not on the fabulous order.

* * *

Medical freedom and a demand that competence, rather than license, shall dominate, was the declaration of principles adopted by the Association of Independent Doctors at its convention at **Chicago**. The organization, it was stated by the secretary, Dr. Charles M. McCormick, has been formed to combat the tenets of "the medical trust."
—**Medical Counselor.**

* * *

The next legislature will be urged to appropriate \$5,000 a year to provide diphtheria antitoxin for those unable to pay for same. This suggestion will come from the State Medical and if it could only retain the Rev. Henry in power a while longer we have no doubt would "go." This amount used in procuring pie for poor people would go a long way toward making business for the doctors.

* * *

City Detective Richard Kelley, in a somewhat sensational statement made to the international opium commission, declares that the use of opium in Pittsburg, Pa., is confined almost entirely to thieves, gamblers, immoral women, physicians and ministers. What strange bedfellows are to be found in large cities of the Pittsburg type! But one should not be surprised at anything which happens in that town.

* * *

We regret that on account of delay, the article by Dr. R. del Mas, Ph.D., M.D., Centerville, Minn., "Child-bed Fever and Its Treatment," will be omitted from this issue. The doctor has promised us several articles and as he is a homeopath who works at it all the time we hope he will not forget to forward the same promptly. Our readers may always rely upon the homeopathicity of the same if from the pen of this writer.

* * *

"Philosophy of Homeopathy" was the subject of Dr. J. C. Holloway's paper read before the International Hahnemannian Association, Chicago, July 1, 1908, and voted unanimously by this association as the propaganda for the coming year. It is an excellent paper and will prove a good medium for the purpose which the Hahnemannians pro-

pose placing it. Dr. Holloway is one of the homeopaths who work at it all the time.

* * *

We are pleased to receive a card from Dr. Edward J. Clark, from Aura, Elko county, Nevada, from which we learn that he is the regular Republican candidate for county clerk of that county. He is a member of the chamber of commerce of his city and gives other evidences of prosperity. **The Critique** desires to congratulate the doctor and to wish him all manner of future prosperity, including election to the position to which he aspires.

* * *

We expect, at a not far distant date, to present our readers with one of Dr. F. E. Gladwin's characteristic materia medica articles, written especially for these pages. The doctor has been unusually busy since her return from a trip to the Pacific coast, which followed the Kansas City meeting, and **The Critique** hopes, by this time, that she has been relieved of much worry and hard work which has followed in the wake of illness in her own household.

* * *

Editor of **The Critique** acknowledges the pleasure it afforded him to get up real early one morning the latter part of September, and make a flying trip to the union depot, where he met Dr. C. E. Fisher of Chicago. The genial Fisher was en route to Colorado Springs, accompanied by his son, where Mrs. Fisher, Jr., contemplates remaining during the winter. **The Critique** hopes the good lady will completely recover from her present indisposition and also that Dr. Fisher will not be in so much of a rush the next time he visits Colorado.

* * *

Hugh O'Neill, editorial writer on **The Post**, said in a recent article: "Every physician in Colorado knows that the State Board of Health consists chiefly of some letter heads and a financial deficit. It cannot afford to even print its monthly bulletins. It is so insolvent that it has had to cease collecting records of births and deaths. It is a mere official gesture!" We notice that **The Post** and other secular publications give publicity to the predictions of members of this department just as willingly as though they came from good authority.

* * *

His Imperial Majesty the Shah of Persia, for the second time has, through an imperial firman, honored a citizen of St. Louis, by conferring the decoration of the Order of the Lion and the Sun upon Mr. Frank A. Ruf, president of the Antikamnia Company. Governor Francis was the first one to be honored thusly, his selection being on account of his successful efforts in bringing Persia into prominence at the St. Louis Fair. Mr. Ruf has a world-wide reputation as a connoisseur of Oriental fabrics, especially Persian rugs; he is the owner of

hundreds of such, many of which are hundreds of years old and cost fabulous sums.

* * *

Physicians on the lookout for the very best in everything pertaining to their profession should read a little pamphlet, reprint from **Medical Century**, April, 1905, by Amos J. Givens, M. D., of Stamford, Conn., concerning the "Rest Treatment." The aforesaid rest treatment consists of much more than the title would imply and Dr. Given has told the entire story in such a pleasing and practical manner as to cause one to feel very grateful for such literature. The Given Sanitarium, Stamford, Conn., is one of the most thoroughly equipped institutions of the kind in the United States and Dr. Givens, its founder, one of the foremost physicians making a specialty of nervous diseases of every class. Send for one of these little booklets.

* * *

Spectacles, Please, for The Critique's Editor.—The September **Critique** remarks that "up to the present writing **The Critique** is the only homœopathic medical publication to publish a picture of the president-elect of the American Institute of Homeopathy. Isn't that peculiar, to say the least?" Was this comment penned prior to July 5th? On that date the July issue of the **North American** went into the mails, and contained an account of the Institute proceedings, together with a portrait of Dr. William Davis Foster of Kansas City, elected president at Kansas City.—**N. A. Journal of Homeopathy.**

All of which may be correct; but as no such number ever reached this office, we will gladly take **N.A.'s** word for it. Please put us on your regular list and oblige; also save one who aspires to being an accurate newsgatherer and disseminator the mortification such a mistake causes.

* * *

The crushing blow has fallen at last and **The Critique** will, no doubt, go out of business at once. At the last meeting of the Colorado State Society a resolution was presented by the dean of the College of Physicians and Surgeons which **Progress** publishes in its advertising pages as follows: "**IMPORTANT.—Resolved, That Progress** be, and is hereby designated, the official organ of the Colorado Homeopathic Society; and also that all papers read before this society shall be published in this journal, provided such papers be approved by the publication committee of this society and the editor of the journal; it is further provided, that the president of this society shall enter into an agreement with the publishers of **Progress** whereby an annual subscription shall be credited to each member, in good standing, for which the publishers shall be paid one dollar out of the funds of this society. This shall not interfere with any arrangements previously made. Adopted unanimously."



READING NOTICES



O f I n t e r e s t t o E v e r y b o d y

AFTER TYPHOID FEVER.—The convalescent period after typhoid fever is always a trying one. Weakened functions must be coaxed back to normal activity and every effort made to promote proper nutrition. For many years Gray's Glycerine Tonic Comp, has enjoyed the confidence of the medical profession as a most efficient and satisfactory reconstructive for aiding convalescence. It increases the appetite, raises digestive capacity and rapidly improves the absorptive and assimilative powers. Thus it offers the most tangible aid to the organism at the time when it needs help the most.

ECTHOL.—I am well pleased with effects of Ecthol in severe cases of blood poisoning; as an external remedy in all painful affections, especially rheumatic, as was demonstrated in the case of my wife, who was laid up in bed with a painful rheumatic affection of one of her feet, which after bathing and wrapping with Ecthol, to my surprise was about the house again the next day. She swears by it and will not allow me to be without it. I have also found it excellent in pruritus ani and erysipelas. I prescribe it through a druggist in Newburg, and have bought three bottles for myself. I am now using it in a case of ulcer in an old man—on the bottom of his foot—which is healing.—G. A. Gorse, M. D., Meadowbrook, N. Y.

A TOBACCO HABIT CURE WHICH CURES.—It is rarely that **The Critique** calls attention to anything which savors of the so-called sure-cure. It is still more rarely that anything of this character is compounded with a view of benefit to anyone outside the promoters, but in the case of Dr. Holloway's "Anti-tobac" we feel no hesitancy in saying that the doctor has produced a preparation, or prescription, that will do the work thoroughly and well. Dr. Holloway practically treats each individual case, thus making his medicine more in nature of a personal treatment. Thus far he has **cured** hundreds of the tobacco habit, and one of the delightful features of the same is that there is no bad after-effects, as the medicine contains no opiate or other deleterious substance of any kind. It is a homeopathic preparation, prepared by a homeopath of recognized ability. If you are a slave to this habit, write Dr. J. C. Holloway, Galesburg, Illinois.

THE NEUTRALIZATION OF DYSCRASIA.—In a very excellent article on "Various Forms of Headache," which appeared in **Medical Progress** a short time ago, Dr. J. U. Ray of Blocton, Ala., states that

"We must not only be particular to give a remedy intended to counteract the cause which produces headache, but we must also give an anodyne which will relieve the pain until the constitutional dyscrasia to which this trouble is due, has been neutralized. To answer this purpose, two antikamnia tablets will be found a safe and convenient remedy. Usually they relieve the pain within twenty minutes. When we have a patient subject to sick headaches, we should caution him to keep his bowels regular, and when he feels the first premonition of an attack, he should take two antikamnia tablets. Most all patients tell us they know by certain symptoms when an attack is about to come. To these patients we can do nothing better than give them antikamnia tablets to be carried around with them, always ready for use. They are prompt in action, and can be depended upon to produce the most soothing anodyne action. In this country and also in England these tablets are largely employed, with results that have caused them to be depended upon by the best observers in both countries. The remedy, having none of the drawbacks common to other agents of this class, it is eminently fitted to be applied in the treatment of the cases just described."

A NEW DIETETIC AND INJECTION METHOD OF TREATING TYPHOID FEVER, WITH A REPORT OF ONE HUNDRED AND THIRTY-EIGHT CONSECUTIVE CASES SUCCESSFULLY TREATED IN THE LAST TEN YEARS.—Under the above title Dr. F. J. W. Maguire, of Detroit, contributes an interesting article to the July (1908), issue of the *Michigan State Medical Society Journal*. He bases his conclusions upon experience gained in the United States Marine Hospital Service and in private practice. In part, he says: "I noticed when treating children with summer diarrhoea that shortly after giving them nitrogenous food, in the form of milk or beef tea, their temperature would always rise. I found that by giving these children a carbohydrate diet in the form of barley or rice water I rarely had a rise in temperature. With this observation in mind and remembering the results found in my autopsies following typhoid, I came to the conclusion that milk as a diet in typhoid fever should be eliminated. To further strengthen this theory I determined to carefully watch the results following the use of carbohydrate diet in the form of rice or barley water, etc. In eighteen cases I found the temperature rise following the milk diet, while there was no perceptible increase in temperature after taking rice or barley water. I need scarcely add that as a food in typhoid fever I have never since used milk. It is my practice, when I first see a typhoid fever case, to give plenty of sterile water by mouth for five or ten days or until the patient seems to require nourishment, then I use the peptonoids well diluted with sterile wa-

ter, and the various flavored ices and gelatines. I condemn cow's milk, as it is a culture medium and the cause of a great deal of local irritation."

With reference to treatment the Doctor states: "Having eliminated the milk diet with its terrible irritating effects in the already inflamed Peyer's patches, half the battle is won. This brings us to a consideration of the therapeutic aspect of this subject. In taking up the use of carbolic acid as the therapeutic agent in typhoid fever, I at first thought that I had discovered means whereby I could abort the disease. I commenced by giving $\frac{1}{2}$ -dram doses of carbolic acid in a pint of sterile water as an enema. This I found very severe. The temperature would drop from 104° to subnormal and the patient showed signs of carbolic acid poisoning. The temperature would run from normal to 100° for a few hours, then resume its course. The kidneys were carefully watched in all these cases, as they are the filters by which the toxins are eliminated. In my next series of experiments I began with one drop of carbolic acid in a pint of sterile water given as an enema; if the temperature was not reduced I gave another enema in three hours with two drops, and so on increasing until I gave as high as ten drops or the tolerance of my patient allowed. My next series of experiments was with the drop method of injection. I mixed three to five drops of carbolic acid in a pint of sterile water, placed the solution in a fountain syringe alongside the bed and about a foot above the patient, and allowed about one hour for the solution to pass into the rectum. This was regulated by a gauge with a water-glass attachment which shows how fast the water drops. Through the reverse mucous currents this solution is carried throughout the intestinal tract and through this large area of absorption is carried to every tissue in the body."

In conclusion the author says: "I do not limit the use of carbolic acid injection to typhoid fever. I have met with phenomenal success with this mode of treatment in reducing temperature in pneumonia and gastritis and have carried cases of acute appendicitis to a sub-acute or chronic form, thereby lessening the danger from infection at the time of operation. In these 138 cases reported here today the ages ranged from three to seventy-eight years. I gave no cold baths, but applied ice bags over abdomen and one bath a day for cleanliness. Occasionally I gave a little strychnine, quinine and salol as indicated. Since adopting this dietetic and carbolic injection method of treating typhoid fever, I have treated 138 consecutive cases. This covers a period of about ten years. All these cases responded readily to treatment notwithstanding the fact that many were advanced before treatment was begun. Four cases had had most profuse hemorrhages, all of which subsided when the milk diet was removed. I believe by these experiments I have made some very valuable therapeutic and dietetic discoveries, and have sufficient confidence in my treatment that I am compiling a work on the subject."

VOL. XV	ORIGINAL ARTICLE	No. 12
Denver, Colorado, December 1st, 1908		

Entered at Denver Postoffice as Second-Class Matter.

CASE RECORDS AND THEIR USE.

Julia C. Loos, M. D., H. M.

TO THOSE who make and use records, according to the directions of Hahnemann, it must appear unnecessary to emphasize their value, so evident it appears that this is the only reliable manner of gaining and retaining information received from patients. How could we work without them and how could we properly study our patients unless each record is distinct and easily within reach?

Nevertheless, we know that complete record making is not practiced most generally by even the earnest prescribers. Many practitioners are careful to note the name, date, nature of disorder and remedy prescribed, in some sort of note-book. Many could not tell what attention a patient had received until it be recalled by the patient or his friends. Others note the indications upon which the remedy is prescribed, perhaps one "key-note," perhaps three or four prominent symptoms, as the basis of the prescription but no more. They note what they have used of the symptoms but not all that is available. Therefore, in this preparation for repertory study, it is not amiss to emphasize the importance of thorough investigation and recording of each separate case before attempts are made to study it and prescribe.

The record must be the guide throughout the treatment of the patient. Not only as the basis of the first prescription but as the index of the patient's progress, it is valuable. By the change in the symptoms we discern the curative action, the continued progress of the disorder or the lack of reaction in the patient. In the record also we have the basis of study in case it should happen that our first prescription is not the correct one. Then repeated study may be necessary and no man lives who can retain all the details of many patients, through indefinite time, by use of memory alone.

In writing records, we do not want to be limited in space. There is absolutely no method of determining, when beginning treatment of a new patient, how much space will be required for the record, even in the first interview. Therefore it is far more

satisfactory not to use a bound book, however it be arranged. Loose leaves of uniform size are the most satisfactory record increases. These should, of course, be filed in order. Let us see a practitioner's record of cases and we can soon determine what kind of work he attempts.

Recording the Case.

We find the most detailed instructions for investigating and recording a case, in Hahnemann's *Organon* §§ 83-103*. Did some one say, "We have no *Organon*"? Then the most important item in his business is to obtain one and study its contents. In the most thorough training schools, students are drilled and drilled in clinic practice in this detailed method. From the position of secretary, writing out the symptoms elicited by the clinician, the student advances to the responsibility of listening and questioning the patients while other students attend as audience. Fellow students are as critical as critics can be found and working thus in the presence of their observation insures care and detailed watchfulness. If they find no flaw, when watching every investigation, good habits are being formed in the clinics that will not easily be disregarded later, in private practice.

For those not fortunate enough to have this privilege, each must be his own careful monitor. Study of the record after it is written, reveals what has been done and what omitted. How often has an earnest student or practitioner taken a record to a master prescriber to ask what remedy a patient should have, to be told: "You have no case here; there is nothing on which to base a prescription." In vain you point out the evidence of this, that or the other condition so prominent and so manifest of the serious aspect of the case. You have nothing in the record that expresses the patient. All these things but describe his disordered anatomy; inflammation here or there, varicose veins, headache, malaria, abscess, measles, whatever it may be. The characteristics of the patient suffering these things are absent.

Never will the writer forget the first serious case under independent treatment. A small boy of perhaps four or five

*Read also Ken't Lectures on Homeopathic Philosophy, on case taking.

years was suffering from effects of cold. The bronchial tubes were involved and the child appeared to become steadily worse, when on the second or third day the record was taken to the dean. With no attention to what would have been said supplementary to the record, as to the evident seriousness of the case, the record was read and one question was asked: "Does the child lie quiet or tossing and in motion?" All the details of the record were incomplete without that. When told that the child was as quiet as possible and averse to any motion, bryonia was prescribed with an assurance and finality that forbade any further discussion. The results proved most happy.

For a case of violent inflammation, the desire for heat or cold may determine whether *secale* or *arsenicum* is needed, other symptoms being similar in each. The time of day the aggravation occurs may light up an otherwise hazy and indefinite image, resembling several remedies; *THE COMBINED CHARACTERISTICS* sketch the image of the disorder. When these are once accurately obtained and the image recognized as the image, we are told, the work is half done. The second half cannot be accomplished without this foundation.

Illustrations of Use of the Record.

E. C. Jones, an elderly country preacher and pastor, while visiting in the city, thought perhaps he might be benefited by some medicine for catarrhal trouble. He had suffered from laryngitis after preaching in a cold church twenty years before. Ever since that, in cold weather, he was annoyed by tickling sensation in the larynx which occasioned a cough and disturbed his sleep. Hoarseness after preaching frequently occurred but he continued his work, regardless of it, as there was no pain with it. He admitted the frequency of constipation, "probably from torpid liver, usually helped by podophyllum or calomel." He realized he was not very sick and prided himself on continued work in severe winter weather through a large country district, where weather or condition of health were not permitted to interfere. He wanted "something to relieve the catarrhal trouble." After several efforts over a long period of time an image of the patient was obtained.

In babyhood he was weak. As he developed to advanced boy-

hood he worked in the open air and sunshine, rounding out his thorax thereby, but also developed "bilious fever, from working in the sun." In boyhood, after a severe whipping, he exhibited a heavy sleep, then extremely sensitive spine and weak heart, for which he was kept under the influence of opium for three months. Since that, twitching and jerking of the left arm follow any prolonged mental exertion. He had rheumatism in knees, during boyhood. More recently he has suffered with pain in one spot at inner side of knee. Urination was frequent, the small quantity at a time, aggravated when nervous. Urine dark color. Frequent frontal headache, ameliorated by warmth.

Larynx pain aggravated by swallowing, especially solid food; aggravated by cold drinks; ameliorated by warm drinks. Bleeding from congested vessels. Mucus collects in larynx; is removed with difficulty; stringy; light color; at times bloody. Sensation of lump in throat—not ameliorated by swallowing. Has used much red iodide of mercury, in low potency form.

Difficult respiration and cough at night, in bed, ameliorated sitting; cough aggravated evening and night.

Circulation appears sluggish, experiences a peculiar sensation on remaining quiet; has been in habit of walking much and walking briskly. Ameliorated from motion; aggravated cold, easily chilled.

Select from this scant array, the features most characteristic of the man: Amelioration from continued motion; aggravation becoming cold; aggravation from mental exertion; respiration difficult lying; head ameliorated from warmth; hoarseness from over-use of the voice; mucus in larynx and expectoration stringy.

These are selected from a record that extended over four months, after a palliating prescription proved ineffectual. These sketch the image but it required most determined effort to obtain them. The old man wanted "something for his hoarseness and constipation." He knew he was not very sick, and could keep at his work if he could keep his voice.

Using the characteristics in order as listed, and eliminating all remedies not found under each succeeding rubric, we find our list narrowed to four remedies, in the fifth rubric. Con-

tinuing we find all eliminated except *causticum*, which is distinguished. Now read the characteristics of causticum in Kent's *Materia Medica*, or pick them out in Hering's *Guiding Symptoms*, and review the foregoing history. It is perfectly clear that this man has been demanding causticum all his life, from the time he was injured in the nervous system by flogging, through the rheumatic period, through the catarrhal period, and the paralytic hoarseness developed repeatedly by over-use of voice and exposure to cold.

How could a homeopath give anything except causticum, with this evidence by the side of the proving of that remedy? Certainly many a clear perception, familiar with causticum, would detect the image without the repertory. Nevertheless the repertory leads those that would not detect it to do so. Of course this remedy benefited the patient immediately and for a long time. Later, when he suffered backache and paralytic bladder symptoms or inflammation of bladder from exposure to cold, his wife sent for medicine from a hundred or more miles out in the country, because he had been so much benefited by it and other measures failed to relieve. Certainly the same remedy was sent, because the acute siege, each time, was in accord with the characteristics of the patient. Each time causticum restored order and comfort.

Maud K. Sixteen years old. In July thought she must have been poisoned by some plant, and exhibited an eruption which she said was very uncomfortable, ugly in appearance and increasing. Walking was difficult because the thigh appeared stiff on walking and soreness was increased by walking. Otherwise, she said, she was in good health. All that is obtainable in this case is in relation to the eruption but there are marked features about that. The distribution was first on abdomen, then on outer side of right thigh, following on back, back of neck, and axilla, right side.

Formation in single vesicles in groups, which open on scratching, oozing yellow water; the areola is dull red, slightly indurated and spreading. Itching, at night in bed; becoming warm; burning sensation on scratching. Only that on which to base a homeopathic prescription.

There are characteristics here, expressing the disorder through the skin. Using these characteristics is not prescribing for only externals or local manifestations. The skin expresses the peculiar features of the disorder as truly as any portion of the body.

Under "Skin" in Kent's repertory:

Vesicles itching:—*anacardium*², *calcareo carbonica*³, *croton tiglium*, *kali carbonicum*, *natrum carbonicum*², *silicea*.

Vesicles, red areola:—*anacardium*, *calcareo carbonica*², *croton tiglium*, *kali carbonicum*, *natrum carbonicum*², *silicea*.

Skin burning after scratching:—*anacardium*, *calcareo carbonica*, *croton tiglium*, *kali carbonicum*, *natrum carbonicum*, *silicea*³.

Eruption, discharge moist:—*anacardium*², *calcareo carbonica*², *kali carbonicum*², *natrum carbonicum*, *silicea*³.

Eruption, discharge yellow:—*anacardium*², *calcareo carbonica*², *kali carbonicum*², *silicea*³.

Itching, becoming warm in bed:—*anacardium*², *calcareo carbonica*², *kali carbonicum*.

Eruption, rhus poison:—*anacardium*³.

Under "Abdomen"; **eruption:**—*anacardium*, *calcareo carbonica*, *kali carbonicum*.

(EXPLANATORY NOTE.—The figures following remedy, thus: "arsenicum²," indicate this should be printed in italic; "arnica³," should be in caps, or, as found in Kent's repertory, in black-faced type.)

Reading in Hering's Guiding Symptoms, in the skin symptoms of *anacardium*, you will find the most detailed description of an eruption corresponding to this in nearly every feature.

Anacardium was used. Later report was given of spots of eruption coming out, on nates, close together, and on legs, of a bright red color. After a day or two only slight pain. Eruption disappeared entirely in a week. The patient had been warned of a temporary increase in the eruption and was prepared for the condition that followed. A companion, suffering similarly, worked for weeks with external applications.


* * *

Students are to be congratulated upon the appearance of the second edition, (revised) of Kent's Repertory. In this new edition, the plan has not been changed from that of the first but some changes in location of rubrics has been made, perfecting the original plan. Many new rubrics and cross references are added and innumerable additions to the lists in old rubrics, so that the repertory, throughout includes numerous remedies not in the old and more definite grading of all remedies, according to the information gained in the ten years since the first edition was completed. A Table of Contents will prove of value to many learning to use the book. While the first edition was very useful, the second should prove more of a delight, merely from the fact of its more completeness. All who want the book can obtain it from the publishers at a cost that will prove more than reasonable after actual use in daily prescribing.

Harrisburg, Pa.



SPECIAL ARTICLE



CHILD-BED FEVER AND ITS TREATMENT*.

By R. del Mas, Ph. D., M. D.

TEXT-BOOKS on the subject tell us the septic inoculation of the wounded decidua separated from the placenta, is known as puerperal or child-bed fever. Septic inoculation means, of course, the absorption through some open avenue of material in a toxic or putrefying condition; the inoculation may be greater or less in extent, according to the anatomical parts involved, so that we may have:

- ..(1) endocolpitis, endometritis, salpingitis;
- (2) metritis, parametritis;
- (3) pelvic and diffused peritonitis.

As complications we may also have the formation of thrombi and inflammation of the veins; likewise septicæmia.

Anciently, puerperal diseases were believed to be due to the suppression of the lochia. Today pathologists tell us that the bacilli are the agents of both putrefaction and infection; that if we have a clear-cut case of putrefactive fever, on the removal of the offending substances, the systemic symptoms disappear, but that true infective fever is occasioned by the streptococci which are highly poisonous and capable of invading living tissues. Hence the disappointing result often obtained when the douche does not abate the fever.

When I spoke of the pathologists, I meant those of the old school, and many of the new, also.

If, really, puerperal fever be due only to the entrance of bacteria via per vaginam, the sooner we kill them and prevent their coming in, by mechanical means, the better will be both the patient and the attending physician. But, in fact, the germs

*Written for the Minnesota State Homeopathic Institute, Session of 1908, Minneapolis, Minn.

have never been found in a tissue acting physiologically. It is only when and where physiological or rational order was replaced by pathological or irrational activity, that germs were present; they never preceded abnormal deflections as their primal cause, but their *spontaneous*† development followed irregular activity in whose medium their life is normal and active.

Prof. Béchamp, of the Medical School of Montpellier, France, and his colleague, Prof. Estor, have demonstrated that the microzymas are the active ferments of the cell, by which the cell is properly fed in a nutrient medium; that said ferments will evolve the cell, and, when the latter is out of existence, or entirely disintegrated, will follow a process of evolution, receiving such names as *bacteria*, *vibrios*, *torulas*, etc., and finally recover their former state of microzymas, *if they are healthy*, that is, if the process of fermentation goes on in a healthy body. If the body is morbidly affected, the ferments will acquire morbid properties, and may carry them through the air; and their process of evolution will not ultimate into their primary state, as microzymas, but will remain in a state intermediary, that is, they may be converted into microbes or bacteria.

In other words, we might emphatically assert that bacteria are not the cause of disease, but the product of disease instead, or, biologically speaking, the morbid transformation or retarded evolution of an enzyme acting in a morbid body.

Béchamp has proved that pathogenic germs result from the evolution of the unhealthy microzymas; that they are not parasites, but animal or vegetable micro-organisms as they were derived from microzymas evolved from animal or vegetable cells.

Béchamp further says: "In all the experiments made lately, the microzyma and not a germ of the air has been found to be the virulent seat of the trouble. Nobody as yet has been able to produce a parasitic disease with germs collected from the atmosphere; and, if a disease of a known type has been pro-

†It must be admitted here that Pasteur proved that germs never develop *spontaneously*.—Note of the Author.

duced by way of inoculation, it was always when recourse was had to the body of a sick animal in which lived the pretended parasite. In this way has tuberculosis been produced when the subject was inoculated with the tubercle."

It is contended in all modern text-books on obstetrics that childbed fever is a *parasitic* disease. How, in the light of Béchamp's discoveries, can such a theory stand? It falls to the ground!

You all know about that case of true puerperal fever reported by Depaul? It was produced upon a virgin by shock. She had seen a bad case of puerperal septicæmia. The doubting Thomas of pathological trend will retort, "It was a case of hysterical septicæmia." Maybe; but an autopsy was made; and, if the uterine tissues were not involved in the disease, the case still presented all the changes of puerperal diseases.

You will readily see why I took a roundabout way to come and tell you that *scientific ignorance* alone is capable of making us believe that germs are the cause of child-bed fever; that it is a local, and not a general, disturbance; that it is a surgical, and not a constitutional, disease; that with the curette and douche and antiseptics and *not* with the *indicated remedy alone* you will cure the patient.

True it is, that, if the trouble depended upon retention of placental tissue, one might argue that the only rational treatment would be to explore the uterine cavity and remove the putrid mass, and do it with the finger rather than with the curette; but, if the *indicated remedy* can dislodge a retained placenta, I fail to see why it could not expel a part of the same.

I think that displacements of the uterus due to improper postures during the lying-in period; getting up too soon after delivery, or over-exertion following soon the first days after getting up, are one of the main *mechanical* causes in the retention of the lochial matter and supervening septicæmia.

But, laying them aside, we must forcibly admit that a lowered vitality is the primary factor in the causation of child-

bed fever, and consequently that a prolonged labor, unhygienic surroundings, nervous shocks, poor nutrition, grief, anger, unusual excitement will not in any way bring tone to an organ belonging to a *relaxed organism*. Hence the treatment of the disease should be preventive as well as medicinal—that is, it should embrace in its scope both prophylaxis and therapy. In parenthesis I would say that the patient fitted to develop typhoid, appendicitis and zymotic diseases, has the tubercular taint.

Regarding surgical intervention in puerperal sepsis, I will quote from Dr. Arthur S. Vallaek: The point which needs emphasis is that in pure staphylococcal or streptococcal infections, the uterus should be left severely alone; the matter resolves itself into a struggle between the cocci and the tissues. Any surgical measures, at any rate short of pan-hysterectomy, cannot possibly affect the micro-organisms, which have already invaded the uterine walls, but such operations are quite capable of severely injuring the tissues. The same apply with irrigation and with antiseptics.” (From the *Journal of Surgery, Gynecology and Obstetrics*, Nov. 1906.)

Regarding the uses and abuses of antiseptics in surgery I will quote Dr. W. A. Guild: “Normal blood itself is antiseptic in character. If the profession could only understand and appreciate the fact and strive to create conditions where, for instance, the blood stream could exercise its normal function, a great step would be taken in the direction of advance in the treatment of wounds. After all, it is the blood stream that heals the wound; so many of us seem to think that we can get curvative action from antiseptics themselves. None of them make tissue, none repair.

Strong germicides intended to kill bacteria may or may not accomplish their task, but they invariably lessen the natural reactive power of the tissues and their powers of resisting infection. Many are powerful systemic poisons and are absorbed, entering the general circulation and detracting from the already lessened reactive power of the patient.

Locally, they cause tissue destruction, local death and sloughing. Some are highly astringent and hinder the formation of the new blood channels; some coagulate albumen, limiting their own action and checking repair; others combine, forming insoluble, inert albuminates, when in contact with pus, blood or any tissue preventing further germicidal action and separating the parts of the wound.

Used even in very dilute solutions, many of the popular germicides and antiseptics act as irritants, and, if long continued, cause inflammation, induration and desquamation. * * * If, in preparations for surgical operations, more care was taken to conserve the healing power of the tissues than to destroy the bacteria, I declare that we would have far more rapid healing of wounds and less pus. * * * Normal, healthy tissues, with good blood supply, are not readily infected. With a small amount of aid, nature will accomplish more than the germicides." (From the *Journal of Surgery, Gynecology and Obstetrics*, Nov. 1906.)

I will make no comment upon these views, but would like to say, and without malice or rancor, that any Homeopath that is too blunt or too sharp to admit the vital theory of diseases formulated by Hahnemann and supported today by science, should endeavor to keep for himself the brilliant conception or revelation which permits him to see that the effect produces the cause, and prove his wise liberality by advocating the amalgamation of the two dominant schools on this principle, that no one can establish a difference between his therapeutics and that of his allopathic confrere. But to those in our ranks, and you all pertain to this company, whose intellectual stars have never shined outside of the *Hahnemannian* firmament, I would say, without fear of being contradicted, that the *indicated remedy* does cure child-bed fever without the aid of adjuvants.

And the *indicated remedy* for child-bed fever is the one whose pathogenesis is similar to the pathogenesis of the patient in view.

The Hahnemannian therapy is based upon individualiza-

tion; generalization enters not into the keystone of the homeopathic arch of practice; it has entered the heads of those only who will ask you: "Doctor, what is your best remedy for meningitis, for rheumatism, for diphtheria, for consumption, for puerperal septicæmia?" I am sure you know that the best *remedy* for any so-called disease is the *indicated one*. Our way of prescribing is—or must be—mathematically correct; we do not treat "by guess and by Gott!" like the allopathic brethren.

The *indicated remedy* for puerperal septicæmia will have a zymotic pace, a continued fever, a deep action, a progress towards decomposition. It will not be aconite, bryonia, rhus tox., arsenic or nux vomica; these five remedies are not deep enough. Sulphur, which is closely related to them, supersedes them. Baptisia, eupatorium perfol., arnica, opium, ipecacuanha and several other feverish remedies are too superficial also; they belong to another class of fevers. We must be able to differentiate one remedy disease from another remedy disease—that is homeopathic diagnosis. But let us come to our aim:

If the patient complains of a burning of the feet, with a "general" sensation of hot flushes running intermittently throughout the whole body, associated with an empty feeling in the stomach, and the night aggravations, with exhaustion, *sulphur* is the remedy.

If the case is aggravated from 4 to 8 p. m., and from warmth, and we find that one rigor rapidly follows another and can see no end to it, *lycopodium* is the remedy, whether the right side is worse or better than the left one; whether red sand is in the urine or not; whether there is emaciation from above downward or not; whether the first few mouthfuls fill the stomach or not; whether the splenic flexure rumbles, rumbles down or not.

Should the temperature and the pulse not bear a strict relationship to each other (*lilium tigrinum*), and we find, throughout, quiverings intermingled with chilliness, *pyrogen* will take hold of the case in a very short time. This remedy has all the characteristics of *arsenicum*, minus the amelioration from

warmth; still, with the hot sweats, if you raise the covers, your patient will feel like *rhus*, *silicea*, *eupat. perf.*, *eupatorium pur.*, *hepar* and *nux vomica*. It has the *aching and bruised feeling or soreness in the bones of eupatorium perfol.* Like *lachesis*, it has an unnatural desire to talk, but hilarity and not despondency is one of its mental marks. It has the restlessness of *rhus tox.*, the soreness of flesh of *arnica* and the great sensitiveness, exquisite delight and happiness of *coffea cruda*.

Pyrogen is potentized septic pus and should never be used empirically. Like tuberculin, nosodes and ophidian venoma, it is no remedy to play with by repeated doses; use it high, in single doses, and wait. Use it *only* where it is *indicated*; a patient has a right to his life.

The woman may be aggravated from jar, motion and the slightest touch (*belladonna*); she may be jaundiced, exhausted, with hot flashes (*sulphur*), or cold sweat, purple appearance (*carbo veg.*); swelling of face, milk leg, phlebitis, mottled skin; she passes dark clots of blood that keeps on flowing with no coagulation, and it smells putrid (*secale*). Blood that is bright red, thin, liquid or clotted, calls for *sabina*. The abdomen is greatly distended; the exhaustion and offensiveness extreme; sliding down in bed (*muriatic acid* and *phosphoric acid*); coma, loquacity, in the delirium but in a *clumsy, passive* manner. (*Lachesis* is wildly excited; *pyrogen* is pleasurably excited; *belladonna* is cheerful; *cantharis*, *lachesis*, *phosphorus* and *stramonium* are erotic; *bryonia* is busily engaged; *hyoseyamus* is also quite loquacious, but quiet, and you can hardly make out what she says.)

In this case just described *bryonia* would not cope with the low, zymotic condition; *crotalus horridus* should be given, for it, alone, in our materia medica, has this continuous oozing of dark, liquid, fetid blood, with the besotted countenance, the trembling of every muscle when aroused, the difficulty to protrude the tongue, which is *tremulous*, large, swollen, *clean, smooth as if varnished*, fiery red (*phosphorus* and *pyrogen*), inability to ar-

ticulate. How could she, with *prostration nearly complete* and a *trembling, quivering tongue*?

When the body is purple, covered with a cold sweat, subject to remittent or intermittent chill, and the face red during the chill, with thirst at no other time (*ignatia*), *ferrum* is the remedy.

If we find a tearful patient, trembling with fear (*crotalus horridus*), with prostration, excitement, and restlessness, one side of the body hot or sweating and the other side cold, *pulsatilla* is all she needs.

Take, for instance, a pallid, cold face, covered with sweat, with lips pinched, puckered, blue, and nose pointed and drawn in, whose tongue, when protruded, is cold and pale, whose breath is cold, whose legs are cold to the knees, and who still wants to be fanned constantly, and within a short range from her (*lachesis* and *china* at a long distance from them), her abdomen tympanitic and flatulent; flatus is putrid, incarcerated, rumbling; diarrhoea is offensive, thin, dark, bloody, burning; the genitals ooze a continuous flow of dark, thin, putrid, burning blood; the patient is benumbed, lies motionless and prostrated, does not realize her condition, sleeps into an aggravation (*lachesis*); venous stasis of the brain and capillaries of the body, giving the skin a blue, purple, cadaveric aspect. You take this physiognomy, and tell me if it is not *carbo veg.*?

Should we find despondency instead of hilarity (*pyrogen*), with a wild loquacity, the sleeping into an aggravation, intolerance of clothing or the slightest touch on a tympanitic abdomen, labor-like pains extending from left to right, *lachesis* should be considered. And here we find the *puffed, purple face*, not the besotted (*baptisia*) appearance of *crotalus horridus*, with coma, and temperature oftentimes subnormal.

On studying *crotalus horridus*, one readily sees that its aggravation from touch and motion borders on *bryonia*; in fact it borders on many remedies; but this does not give us the totality of the symptoms, and the time has come when we should not prescribe on key-notes, for key-notes and failures go hand in hand.

If we find in our ranks so many men with "a good dose

of allopathy in their heads"—although they never studied allopathy—it is because they never understood our principles of practice; and, having laid them aside, failed; they therefore attributed their failures, not to their incompetency, but to the law of *similia*, as if they were wiser than the law itself!

On observation and discrimination depends also the easy differentiation of pyrogen from arnica, arsenicum, baptisia, carbo veg., crotalus horridus, eupatorium perfol., lachesis and rhus tox., if the general symptoms of each and every remedy be kept in mind.

We might have a patient complaining of burning of the hands, with hot flashes extending from there all over the body, even to the bloated face; general fidgettiness, restlessness, nervousness, or apathy, prostration, stupor, trembling; the fever is continuous; the aggravation at twilight; amelioration after sleep (the opposite of the ophidians); she may expose herself (hyposeyamus); have petechia, a feeling intense heat running up the back, or localized between the shoulders (lycopodium), and a violent, loquacious or low muttering delirium or not; but her lips are parched, dry, cracked (bryonia, natrum muriaticum), dark brown, bleeding; her teeth are covered with sordes (baptisia, rhus tox.), her tongue is swollen, dry, chalky-white (milk-white is antimonium crudum); yellow (kali bicromicum); but it is, generally, *red, smooth like a marble table*, with no engorgement of the papillæ (the reverse does not contraindicate the remedy); and *this* tongue accompanies a *craving for ice-cold drinks* (bryonia, natrum muriaticum), *that relieve immediately, and are vomited as soon as they become warm in the stomach*; an unquenchable thirst (arsenicum sips water down and often). I am sure you know this case is called *phosphorus*.

When the suppressed lochia seem to account (?) for the child-bed fever, sulphur is generally the remedy that covers the case; and next in importance comes lycopodium‡. Colocynthis has suppressed lochia from manifested anger, with indignation; staphisagria from suppressed anger; chamomilla, from sudden and uncontrollable fits of anger, quarrel and dispute. (The un-diplomatic chamomilla.)

‡Kent's Materia Medica.

Aconite and opium have the lochia suppressed from fright; ignatia from grief; dulcamara from damp cold; cimicifuga from mental emotion, a sad story.


Platina has suppressed lochia associated with nymphomania, with voluptuous tingling in the pudendum; veratrum album with a disposition to kiss everybody that comes near her; pulsatilla and aurum with melancholy; stramonium with lascivious talk and singing, smell of goat over whole body, and wild visions and desire to escape; hyoseyamus with passive mania, sexual frenzy and shamelessness; cimicifuga with hysterical symptoms and general soreness; gloominess, sadness, and that kind of suspiciousness that makes her "refuse to take her medicine, because there something wrong with it;" caulophyllum with a protracted and exhausting labor, false pains and a sense of internal tremulous weakness in a patient easily affected by rheumatism of the small joints; secale, with great coldness to touch of the surface of the body, in a scrawny, dry, emaciated, dirty-gray-faced, withered, wrinkled, purplish-bodied woman, when the circulation is slow, who complains of burning externally, more so internally, and wants to be uncovered in a cold room; chamomilla, with diarrhœa, colic, toothache, various pains, hysterical manifestations, snappishness, scolding, great sensitiveness to pain, refusing things asked for and offered, calling back the nurse sent into the next room; face red, on one side especially; frantic with pains, must move to drive them away; excessive uneasiness, agonized tossing about, cramping in the back and abdomen when child nurses (pulsatilla); better from heat (except teeth) because she is chilly.

This in line with homeopathic prescribing, in which, I am sure, you are all quite proficient; and, if I have told you things you knew before, I hope I have not entertained you with things we should despise; though my words, perchance, have carried to your olfactory nerves the scent of the *catnip of homeopathy*.

Centerville, Minn.



S E L E C T E D



PHILOSOPHY OF HOMEOPATHY*—PART II.

By J. C. Holloway, M. D.

THE SECOND prerequisite is: *The law of selection by which a given medicine may be singled out from all others whose curative principle has been revealed by the same infallible method.*

This law is known as the law of *similars*; and without stopping to explain its details to this representative body, which knows them so well, I wish to discuss briefly our right of calling our therapeutic rule a *law*. Our physiological brethren scoff at a therapeutic law; but the true Homeopath has the satisfaction of knowing that *he* has a therapeutic law which, in every case, makes a cure possible, and one which explains upon a scientific basis why a medicine is a specific in one case and not in another, though the pathological *name* is the same; and this must ever remain a *mystery* to the physician who has not been initiated into Homeopathy as Hahnemann taught it.

The general, comprehensive definition of law, as defined by Blackstone, is "A rule of action," and this applies whether pertaining to animate or inanimate objects. In our case the "action" is that of selecting a given medicine as a specific for a given individual sickness. He says: "Law is a 'rule,' because it is something permanent, uniform and universal." Here we welcome the definition and analysis of the great commentator, and submit that in Homeopathic prescribing our therapeutic law is "*permanent, uniform and universal.*" In defining these terms we shall quote from Webster: "*Permanent, durable*: lasting; continuing in the same state, or without any change that destroys the form or nature of the thing." Human laws and

*Read before the International Hahnemannian Association, Chicago, July 1, 1908, by Dr. J. C. Holloway of Galesburg, Ill., and unanimously voted by the Convention as the Propaganda of Homeopathy the coming year.

institutions may be to a degree *permanent*, but our therapeutic law, like the character of God, is *unalterably permanent*. It is based on no theory as to the action of drugs, and it involves no theory whatever. It rests on the *fact* observed, that a drug will remove a group of symptoms in the sick if it has produced a *similar* group in the healthy. The law is simple, clean-cut and decisive. It does not rest on speculation, human theories and probabilities, but is definite, invariable and *certain*. It is not a shifting principle, and can never become obsolete. It is as durable as Man and as lasting as Time. It is, therefore, *permanent*.

After a lapse of more than a century, the pathogenesis of a man to undertake a criticism of Homeopathy as Hahnemann perceptive powers of our Hahnemann, is its pathogenesis today, and will continue to be until the trumpet sounds! Any medicine will remove in the sick symptoms similar to those which it has produced in the healthy, and do it always, among all nationalities, and in all ages. It will *never* fail. This law is as permanent and unchanging and unchangeable as the law that causes water to seek its level, or an apple to fall to the ground. It is hence a therapeutic law, permanent, fixed, exact, unchangeable, enduring and always reliable. It does not change with the moon, the seasons nor the precarious tastes of men. It never has and never can be so unstable as to be voted in one year and voted out the next. Unlike its foes who have rejected it, it changeth not. It is not elastic that it may be stretched, and will not accommodate itself to the most autocratic. It was fixed in its limits and in its operations by Creative power for the scientific amelioration of His creature, man, and, like its Infinite Author, is the same yesterday, today and forever. The discovery of this therapeutic law, by which the specific for each individual sickness may be chosen with certainty, and the invention of dynamization, by which drug spirit is liberated and set free from its material substance and by which its spirit-like power is intensified, made Samuel Hahnemann the peer of all men in the medical annals of the world.

(b) "*Uniform*—Having always the same form or manner, not variable. Thus we say the dress of the Asiatics is uniform,

or has been uniform from early ages." The *Law of Similars* is as uniform and invariable as the dress of the Asiatics. It always has this form: The medicine prescribed must have produced in the healthy an image of sickness similar to that in the patient. To the extent that men have attempted to alter this law in practice while professing to follow it in theory, to that extent have they repudiated the only law of cure known to man, and justified the master in his appropriate appellation when he styled them "the new mongrel sect." We submit without fear of successful contradiction that this therapeutic law is invariably "uniform" in the hands of *all who practice Homeopathy*.

When a so-called Hahnemannian physician tells me that he used to lose all his cases of malignant diphtheria, or about all, especially when the membrane extended to the nose or larynx, or both, when he relied upon his potencies, but that now he knocks the spots right out of all of them with anti-toxin, I conclude at once that there is something radically wrong with *his* Homeopathy. One thing *certain*; it is not the kind Hahnemann taught and practiced. The idea of a Homeopath casting aside his therapeutic law and adopting a fad or fancy *without law*, whether from the old school or any other source, is most preposterous. The only condition under which I would use anti-toxin, whether for my own or another's child, is to first *dynamize* the stuff, then test it on the healthy, and ascertain, according to law, *when* to use it. Those who have learned so little or diverged so far as to prescribe a medicinal substance for the iron-bound title of a so-called disease, as, for instance, quinine for chills, opium for pain, or anti-tixin for diphtheria, or who under any circumstances prescribe a medicine whose curative principle has never been revealed, but who nevertheless prescribe it in an empirical fashion, because some drug house or its representative says it is good for this or good for that, are not practicing according to the law of similars and are not amenable as Homeopaths.

The baneful effects of allopathic treatment with homeopathic medicines; of the physiological treatment of a diagnostic name, *have poisoned Homeopathy to its very fountain*. The support-

ers of this spurious doctrine do not seem to realize that the real progress made by the dominant school has been in the line of diagnosis, surgery and sanitation; and that in therapeutics they possess no surer means of curing a sick man today than they had a thousand years ago; that all their serum treatment is for the *disease*, and not the *patient*, a theory which always has and always will prove futile, and that the only effective specific which they have ever discovered is the *open air!* I have never known a man to undertake a criticism of Homeopathy as Hahnemann taught it, or of the homeopathic materia medica as he furnished it, who did not make an ass of himself and betray his woeful ignorance of both. Homeopaths of this stamp do not represent Homeopathy. On the contrary, they have a right to full membership and to all the immunities and blessings in Hahnemann's "new mongrel sect," which is now old, in which, like the heathen, they have "a law unto themselves." Medical drummers have a fashion of showing their order book to prove how many Homeopaths have ordered this preparation for piles, that for bronchitis and the other for eczema, when, in fact, there is *not a Homeopath on their order list.*

True Homeopaths, when imposed upon in spite of all protests, will cram their literature in the waste basket and order their samples buried where they cannot harm children and innocent animals; for they need nothing but their dynamic remedies for hemorrhoids or anything else that is not strictly surgical. Right here I want to put myself on record as affirming unhesitatingly that the immense quantities of medicinal *trash* sent out by so-called homeopathic pharmacies and commercially dealt out to the innocent by so-called homeopathic physicians is a burning disgrace to Homeopathy and a detracting, disparaging and libelous *slander* against its founder. If no physician used more of this medicinal rubbish than the writer, the manufacturers would soon retire from business; for he depends *solely* and *wholly* upon his dynamic remedies except when he is compelled to resort to surgery.

(c) "*Universal*—All; extending to or comprehending the whole number, quantity or space." Here again, we submit that the *law of similars* comprehends or extends to the "whole num-

ber." There are no exceptions. There are no individual cases of sickness to which the law of similars will not apply, and which may be cured *without law*. So the law of similars meets the requirement in Blackstone's definition, that it shall be *universal*. When Hahnemann tested Cinchonæ and to his delight and satisfaction found that it would remove symptoms similar to those which it had produced, he did not know whether this was in keeping with a therapeutic *law*, or only a coincidence; but after testing more than sixty medicines on himself, and many more on others, and applying them in natural sickness day by day according to the same rule, he ascertained beyond a reasonable doubt that this God-given rule, which was *permanent* and *uniform*, was also *universal* and constituted a therapeutic law. This law applies to all drugs and to all cases of natural sickness which do not come within the province of manual surgery. It is therefore *universal*. It has withstood the fiery darts of more than one hundred years and is able to withstand all the combined opposition of apostate friends and avowed enemies for all time to come. But there is one more requisite, according to Blackstone, by which our therapeutic law must be tested. It is expressed in these words: "It is the very essence of a law that it be made by the supreme power." Here, too, we welcome the challenge. Municipal law must be made by the supreme power in the state, but our therapeutic law was made by the supreme Sovereign of the universe. Only God himself could so organize the human body, animated by a vital dynamis; having commanded into existence the innumerable medicinal substances, hiding within each a spirit-like power always possessing something peculiar and exclusive; and then so adapt the drug spirit to the vital force that the latter, when deranged, shall be curatively affected—*provided the selection is made by the law of similars*. And only God himself could make a Hahnemann and implant within his fertile brain that intuitive genius necessary for the discovery and application of this law, for the benefit of the whole human race. When I ascribe to Hahnemann the honor of this discovery I am aware that others had a glimpse of the idea of curing by similars but not as a permanent, uniform and universal rule; not as a therapeutic *law*.

**C O N T R I B U T E D**

By Members of the Editorial Staff

AN OPEN LETTER.—It gives us great pleasure to announce that we have secured another live snake, a *LACHESIS MUTUS*, in fine condition, from which a quantity of venom has been extracted. This fact is attested by Professor Raymond L. Ditmars, Curator of the Reptile House, Zoological Gardens in this city. We are therefore prepared to furnish the profession with fresh triturations and dilutions of the various potencies of the *Lachesis Mutus* (Bush-master) and *Lachesis Trinocephalus* (Lance-headed Viper), under seal, whichever the physician may desire. We have no inclination to enter into a discussion in regard to the statements which have been made in certain trade journals controlled by a competing house, as to the correctness of the facts given in their own publication, the *American Homeopathic Pharmacopoeia*, and other works published by them, our one aim being to furnish the profession with fresh preparations of exactly the remedies called for.

Respectfully,

BOERICKE & RUNYON,

Homeopathic Chemists, 11 W. 42nd St., New York.
November 12, 1908.

* * *

NEW YORK, November 11, 1908.

This is to certify that we witnessed the operation of extracting the venom from the fangs of the live *Lachesis Mutus* (Bush-master) by Professor Raymond L. Ditmars and his assistant, Mr. Charles E. Snyder, at the Reptile House, Zoological Gardens, on November 8, 1908, and the same was delivered to the owners of the serpent, Messrs. Boericke & Runyon, Homeopathic Chemists.

(Signed):

ROYAL S. COPELAND, A. M., M. D.,

Dean N. Y. Homeopathic Medical College and Flower Hospital.

WM. TOD HELMUTH, M. D.,

Prof. Surgery, N. Y. Homeopathic Med. Coll. and Flower Hosp.

JOHN B. GARRISON, M. D.,

Director of Drug Proving, N. Y. Hom. M. C. and Flower Hosp.

O. R. LONG, M. D.,

Medical Superintendent State Asylum, Ionia, Michigan.

APHORISMS AND EVOLUTIONS.

J. M. S. Chesshir, M. D.

THE PHYSICIAN who uses compounds in his daily practice and prescribes for diseases, has either lost all the Homeopathy he ever had, or he never had any to lose.

A man whose whole mind is centered upon the almighty dollar can never become a Homeopath in spirit and in truth. His mind is too small to comprehend such an immense storehouse of knowledge, and he is too much of a drone to apply himself to the task of mastering the laws of Homeopathy and its *materia medica*.

Laziness and Homeopathy are not synonymous terms. Homeopathy means study and the consumption of midnight oil. Some are unwilling to make the necessary effort to acquire a knowledge of true Homeopathy and they fall by the wayside, e. g., become mongrels. May God have mercy upon them. They should be turned over to the society for the proving of serums and be inoculated with anti-slothful serum until they cannot rest.

There is a class of mongrels who are sincere in the belief that they are practicing true Homeopathy. They take it for granted that their instructors are disciples of Solomon, e. g., "Train up a child in the way he should go, and when he is old, he will not depart from it," hence follow them blindly. They should break loose from their bondage and not only think for themselves but investigate as well. Some of the best Homeopaths we have today are men who have acquired their knowledge through personal investigations. Probably the most prominent example along this line is Dr. J. T. Kent of Chicago.

We kick when an Allopath claims that he can treat a patient homeopathically, just as well as we can; and why should we not kick when the mongrel makes the same assertion, for how

much better is the mongrel than the Allopath? The mongrel occupies the same position in the medical profession that the mule occupies in the animal kingdom. The only difference is, the mongrel can perpetuate his species, while the mule is denied that privilege.

There may be times when we are "up against it" and are forced to use other than homeopathic means in order to hold our patients, but let us be honest and *not* do it under the guise of Homeopathy.

An anamnesis should be made of every case, and if the indications for a remedy are not clear, give placebo and study the case from the repertory. Even if we are sure of the remedy it is a good practice to confirm our prescription by the use of the repertory. We thus become familiar with the use of the repertory and facilitate our future repertorial work.

Nothing succeeds like success, and the Homeopath who uses the repertory most is most successful.

In chronic cases be exceedingly careful in making the first prescription, as much harm or good may be done. It is much easier to make a mistake than it is to rectify a mistake when one has been made.

Most people will give time for the study of a case if the necessity of it is properly explained. It is time that some people are so accustomed to being humbugged by dopers that they will be suspicious of an honest physician, but if they will not believe and trust you, neither can you believe and trust them, so you lose nothing if you cannot hold them. If this course is pursued, results will be such, in curable cases, that we will have no future trouble in holding the patient. If the case is incurable we arrive at that conclusion much sooner than we otherwise would.

The true Homeopath is the man who not only studies his cases but studies his materia medica and homeopathics and seeks to improve his mind along other lines as well. He is also a man of sympathy, who seeks to give value received for his fees.

Look not thou upon the combination tablet as it setteth upon the shelf in the drug store, for at last it deceiveth thee and maketh thee a mongrel.

Crude drugs are a back number; specifics are raging, and whosoever is deceived thereby is unwise.

When thou forsaketh the straight and narrow ways of Homeopathy, then will the A. M. A. take thee up!

Waste not thy time in searching for the festive microbe. While you are thus engaged it may (?) carry off your patient and rob you of a big fee.

Cast thy nauseous drugs into thine own stomach and after a short time they will return again.

Peabody, Kansas.

THE AMERICAN INSTITUTE OF HOMEOPATHY.

IT WILL BE of interest to the members of the Institute to know that October 30th there was held at Cleveland, Ohio, a meeting of a number of its committees. The entire Executive Committee was present, consisting of President Foster, Vice Presidents Carmichael and Hensley, Treasurer Smith, Registrar Ball and Secretary Horner. The Journal Committee was represented by Drs. Bailey, Royal, Copeland and Sawyer; the Incorporators by Drs. Custis, McClelland and Smith; the Council of Medical Education by Drs. Royal, Dewey, Sutherland and Gates; the Institute of Drug Provings by Drs. Custis, Wolcott, Bailey, Dewey, Royal, McClelland and Sutherland; the Pharmacopoeia Committee by Drs. Carmichael and Sutherland, while the Monument Committee had present a majority of its members in Drs. McClelland, Custis and Smith. The two latter committees did not convene for the transaction of business, their members being present in connection with work on other committees.

The Executive Committee held a meeting in the morning at which were transacted a number of items of business. Secretary Horner and Registrar Ball were appointed a special committee to coöperate with the local Committee of Arrangements at Detroit in the preparations for the Institute meeting in June.

The Journal Committee also was in session all morning, the other committees being called for the afternoon.

At 2 o'clock the executive committee held an open meeting to which were invited by the President all those who were in attendance at the meetings. The principal business presented was the report of the Journal Committee. Preceding this, Dr. Custis, for the incorporators, reported that incorporation had been accomplished by Drs. W. R. King, J. H. McClelland, Swormstedt, Smith and himself. Dr. B. F. Bailey, chairman of the Journal Committee, reported their recommendations. The first was that the journal be made a monthly instead of a weekly. The second was that a proposition made by the Century Publishing Company be adopted. This provided that the *Medical Century* should be made the journal of the American Institute of Homeopathy, the Medical Century Company being the publishers and Dr. W. A. Dewey the editor, with Dr. J. Richey Horner, associate.

The committee also recommended that a small volume conforming in shape and appearance with the former volumes of Institute transactions be issued, this volume to contain the minutes of the business sessions, the report of the Committee of Organization, Registration and Statistics, the memorial report, the Constitution and By-Laws, the lists of officers, members and committees and such other matters as are of importance from the standpoint of permanency and reference.

A very free discussion then took place, the president inviting expressions of opinion from each one present. There was united opinion that it was for the best interest of the Institute that the report of the Journal Committee should be adopted by the Executive Committee.

This latter committee then went into executive session and on motion of Dr. Hensley, seconded by Dr. Ball, adopted the following resolution:

“That the Executive Committee adopts the report of the Journal Committee and empowers that committee to make immediate arrangements with a reliable publishing company to issue an official journal, monthly instead of weekly.”

The president reported the resignation of Dr. R. F. Rabe of New York City, as chairman of the Bureau of Homeopathy, and the appointment of Dr. J. B. Kinley of Denver to fill the

vacancy. He reported also the resignation of Dr. Annie W. Spencer of Batavia, Ill., as chairman of the Bureau of Pedagogy and the appointment of Dr. Sarah M. Hobson of Chicago to fill the vacancy.

There being no further business, the committee adjourned to meet at the call of the president.

J. RICHEY HORNER,
Secretary, A. I. H.

* * *

The Institute of Drug Proving met under the chairmanship of Dr. J. B. Gregg Custis. Dr. W. A. Dewey was elected secretary *pro tem*. Dr. J. H. McClelland was announced as the member of the Board of Trustees succeeding Dr. Charles Mohr, deceased.

Dr. E. H. Wolcott was elected secretary and treasurer of the board.

On motion of Dr. Royal it was recorded as the sense of the Board that the sympathy and coöperation of all colleges and other institutions in affiliation with the Institute assist in proving the drug or drugs selected by the board.

On motion of Dr. Bailey, Dr. Royal was constituted the director in charge of provings with the understanding that he is to coöperate with the college faculties in securing competent directors for the work.

In addition to the general business, Dr. Custis announced that the active coöperation on the part of the Bureau of Plant Industry of the Government Agricultural Department had been secured and that all remedies hereafter proven under the auspices of the Institute would be of preparations standardized by the government. He announced also that a drug had been selected to be proven this year and it is now under the course of preparation. Many of the colleges had agreed to take up the work.

All those present attending the meetings of the various committees were entertained at luncheon by Dr. J. C. Wood and at dinner in the evening by the honorary president of the Institute, Dr. H. F. Biggar.

The Critique

Published by The Denver Journal Publishing Company.

JAMES WILLIAM MASTIN, M. D., MANAGING EDITOR
230-1-2 MAJESTIC BLDG., DENVER, COLO.

J. WYLIE ANDERSON, M D., BUSINESS MANAGER
1-2 STEELE BLOCK, DENVER, COLO.

ASSOCIATE EDITORS:

JAMES TYLER KENT, M. D.,
92 State Street, Chicago, Ill.

J. M. S. CHESHIRE, M. D.,
Peabody, Kansas.

CARRIE E. NEWTON, M. D.,
Brewer, Maine.

ROY C. FISHER, M. D.,
Kechi, Kansas.

A. H. GRIMMER, M. D.,
2908 Lake Park Ave., Chicago, Ill.

NORMA M. BALDWIN, M. D.,
Hagerman Bldg., Colo. Springs, Colo.

F. E. GLADWIN, M. D.,
1708-10 Chestnut St., Philadelphia, Pa.

JULIA C. LOOS, M. D.,
30 N. Second Street, Harrisburg, Pa.

V. A. HUTTON, M. D.,
118 E. Second Street, Florence, Colo.

HARRIET HORNER, M. D.,
Castine, Maine

ALBERT F. SWAN, M. D.,
Brighton, Colo.

SAMUEL S. SMYTHE, M. D.,
230-1-2 Majestic Bldg., Denver, Colo.

R. del MAS, M. D.,
Centreville, Minn.

J. E. HUFFMAN,
Healdsburg, Cal.

G. E. DIENST, M. D.,
81 Fox Street, Aurora, Ill.

W. J. HAWKES, M. D.,
4th and Broadway, Los Angeles, Cal.

Communications of a literary nature, books for review and exchanges should be addressed to the Managing Editor. Those relating to business matters, inquiries for advertising rates, space, etc., should be addressed to the Business Manager.

MATTERS FOR PUBLICATION, NOTICES OF CHANGE IN ADVERTISEMENTS SHOULD BE IN THE HANDS OF THE RESPECTIVE DEPARTMENTS BY THE 15TH OF THE MONTH PRECEDING DATE OF PUBLICATION TO INSURE ATTENTION. No attention whatever will be paid to communications unless accompanied by signature and address of the author. We would respectfully request that correspondents be particular to write upon but one side of the paper, write plainly, spell correctly, and bear in mind that there is such a thing as the proper use of capital letters and punctuation marks.

EDITORIAL COMMENT.

I MUST AGAIN CALL ATTENTION to the fact that *The Critique* is unable to furnish copies of the journal containing article on "The Legal Status of Variolinum" by Dr. Linn, of Des Moines, Iowa, and published in June, 1908, issue for the simple reason that no copies are in my possession. Last month I had orders for 110 extra copies, parties desiring certain articles in

that issue, besides which there was another request for fifty. All these orders came in after the forms had been dismantled and it was absolutely impossible for me to arrange in any way for filling the orders as the only copies left from our entire edition were those necessary to furnish our files with the usual complement. Those desiring extra copies will please understand that the customary inclosure of stamps to pay postage will insure a much more prompt reply to their requests, than those merely containing the promise to "forward charges later on." M.

* * *

I TAKE GREAT PLEASURE in extending patrons of *The Critique* courtesies of the rapidly approaching holiday season. With the next issue this journal will enter upon the sixteenth year of its existence and I am pleased to say in a highly prosperous condition—physically, financially and otherwise.

It is a little early in the game to go too far towards making promises, but from the appearance of our staff of contributors so far secured and patronage already in evidence, I feel free to foreword the assurance that *The Critique* will continue to do business at the old stand during the forthcoming year, and also, that it will continue to contribute high class homeopathy to all who may see fit to enroll themselves among its patrons.

I want to thank my loyal lot of contributors for the fearless and highly creditable work done by them during the past year, and to thank them and numerous others, in advance, for the same class of support which we anticipate during the forthcoming year of 1909.

The Critique is here for business. Let us all work together for the good of *homeopathy* and humanity. M.

* * *

I AM INFORMED on good authority that Dr. J. Richey Horner, whose name appears in the proceedings of the Institute Journal Committee as having received the appointment of associate editor of the new-old publication, has found it inexpedient to accept that honor. Dr. Horner's acceptance of the responsibilities would have added much to the chances for success this ven-

ture might have possessed; the energy and ability displayed by him on numerous occasions in the conductment of the office of secretary, has made him a most conspicuous figure in the management of Institute affairs. Fortunately his prominence is not of the sort which makes one feel that he sacrifices Institute interests to further personal aspirations, inasmuch as in every instance where Dr. Horner has come within the range of observation, whether as an official or merely in the exercise of an individual member's privileges on the floor, his loyalty to the cause has appeared paramount to all other considerations.

Without question there are others in the fold who will be found willing to aid in the work, regardless of the fact that by so doing they are more likely to sacrifice important interests of the journal than in any way jeopardizing their own. Now, however, that the committee has fully decided upon its plans regarding the aforesaid publication, it behooves every loyal homeopath to do his or her share towards boosting for the cause of homeopathy's champion.

I have received several personal letters concerning this Institute Journal, and, like one of the writers, am of the opinion "we independent boys are going to have a lot of fun before many months roll around."

The Critique prides itself upon its independence, but, at the same time, feels it owes an allegiance to the cause of homeopathy which should be made secondary to nothing else.

In calling attention to the conduct of a certain clique of conspirators within the National association I do not wish to be considered as criticising *homeopathy*, but if this publication makes it a point to call down the bunch of physician politicians who dominate the A. I. H., and can do so without violating any rule of gentlemanly consideration for the rights of others, in all probability it will be found doing so, even though I may refer to the Institute Journal in a manner not calculated to call for approval from the aforesaid bunch and their boosters. M



Miscellaneous Matter



Send Us a Personal Item Occasionally

Medical Advance claims 2,000 interested readers.

* * *

The Denver Homeopathic Club needs fixing; so say its officers.

* * *

Will someone please tell us where that typhoid terror has gone to?

* * *

Begin practicing up on writing it 1909. Only a few short days left of '08.

* * *

Frank Kraft's name still adorns the editorial page of *American Physician*.

* * *

"Papa Bailey" is what the Lincoln light will be called hereafter when one refers to the J. A. I. H.

* * *

We are glad to say that Dr. Burg, after a hard siege of sickness at St. Anthony's hospital, is once more able to be about.

* * *

Dr. Almfet, a Denver Homeopath, delivered a lecture, "Just for Fun," before a local K. P. Lodge one night last month.

* * *

"They say" that the Park Avenue Hospital, nee Denver Homeopathic, has paid off its indebtedness. That listens good?

* * *

Now that Taft is elected will it be possible for doctors to collect their bills any more readily than under Teddy's administration?

* * *

Many interesting papers were received during the past month. We regret that a lack of space prevented their appearance in this issue.

* * *

"Drugs make invalids. Laws make criminals," is the somewhat startling statement to be found on the title page of *The Columbus Medical Journal*.

* * *

A woman living at Majestic, Colorado, gave birth recently to a boy weighing 23 pounds. It will not be at all surprising if the parents of this young giant name him Taft. The mother only weighed 135 pounds.

* * *

From the way subscriptions are coming to *The Critique*, one would think there was no such individual as George H. Clark, of Germantown. By the names in the new list we would judge all to be staunch homeopaths.

Dr. J. Wylie Anderson, business manager of *The Critique*, was called to Missoula, Montana, on professional business the latter part of last month. He succeeded in returning in time to take part in getting out this issue.

* * *

Dr. Rudolph F. Rabe has moved his residence from Hoboken, N. J., to New York city and has changed his office hours 10 to 12; 5 until 6; Sundays and holidays, 10 until 12 only. Telephone, 1470 Plaza. Residence telephone, 3035 Plaza.

* * *

The old school physician of today gets his diagnosis made at some laboratory. If the laboratory artist is either dishonest or incompetent it is simply he—(ahem!) hard on the sickee. They do say, however, that Denver appendicitis dealers are not so rushed as they used to was. Why?

* * *

A letter from Dr. J. T. Kent, recently, indicates that he has returned from his recent vacation in the best of health and spirits, and that he is busy in attending to his large and constantly increasing practice. The second edition of his Repertory is off the press and is ready for distribution.

* * *

Dr. Albert F. Swan, one of the staunchest homeopaths in this section of country, has given up practice and entered the Internal Revenue Department of the Government. Swan's many friends will wish him well and *The Critique* congratulates both the Internal Revenue Department and Dr. Swan.

* * *

We understand that during the year 1908 only fifty cases of typhoid fever were treated at the county hospital, while, during a similar period of 1907 some ninety cases of the same disease were handled at the same institution. *The Critique* would like to know why so much fuss was made this year?

* * *

The propagation of homeopathy is not alone confined to this country. Dr. B. S. Arnulphy, of Nice, formerly of Chicago and the Hahnemann college of that city, proposes holding a Summer School of Homeopathy, at Lausanne, during the month of August. Lectures will be given in any language, translators being always at hand.

* * *

The Critique acknowledges receipt of three interesting pamphlets issued by the Council of Medical Education of the American Institute of Homeopathy, "Why Students of Medicine Should Select the Homeopathic School." These pamphlets should be on every homeopathic physician's reception room table, that they may be read by those for whom the propagandistic work is intended. We notice in the list of Homeopathic colleges, which adorns the last page of the pamphlet, that the Denver Homeopathic Medical College is still in it.

According to the **Rocky Mountain News**, of November 20th, Dr. J. W. Harris, of Leadville, Dr. James Polk Willard, of Idaho Springs, and Dr. J. B. Kinley, of Russell Gulch, were appointed delegates to attend the Mining Congress which meets at Pittsburg, Pa., December 2-5. Governor Buchtel is responsible for the appointments but just who mixed the other dates we are unable to say.

* * *

According to a postal card preachment, signed by the president, secretary and treasurer of the Denver Homeopathic Club, that organization has "lately languished and has seemed moribund." As a result of this reduced state of vitality the officers in question called a meeting, which was held at the college, Monday night, November 23rd, the object of which was to provide ways and means for reviving the corpse.

* * *

Dr. William D. Kinsloe, Newton Hamilton, Pa., after an absence of over ten years, put in an appearance in Denver the fore part of last month and for what was to his many friends a very short time circulated among them. He is as handsome as ever, which is saying a good deal, and, notwithstanding the long time between trips, does not appear a day older than when last here. Editor of **The Critique** acknowledges several pleasant calls.

* * *


One George H. Clark, 116 W. Walnut Lane, Germantown, Philadelphia, after criticising Dr. Kent's provings of several drugs which were published in different papers by this author during the past year, takes occasion to call attention to his astonishment that "any homeopathician should send papers to a journal that prints such 'ads' as found in the **Critique**." There is one thing about articles that you see in this journal that should be a consolation and that is they are always homeopathic. We wonder if it was this man Clark who has been interesting himself in our contributors instead of "Foxy Grandpa?" **Medical Advance** was the medium through which he voiced the wail. Wonder whose copy of this journal he borrows? He seems to be a regular reader.

* * *

The first issue of the **Journal of the American Institute of Homeopathy** will be gotten out January 1, 1909. Those unfamiliar with the appearance of **Medical Century** will do well to secure a copy and become acquainted as the new venture is merely this old publication under a new name. **The Critique** has the honor of saying "I told you so," all of which it did in its last month's issue. If one wishes to know how happy it made the promoters of this scheme all that is necessary to find out will be to read the **Iowa Journal of Homeopathy's** editorial, "A Meeting of the Fathers and What Was Wrought," to be convinced that **The Critique** was not talking through its head gear when it told that little story re the J. A. I. H.



New Medical Books



THE CLINIC REPERTORY.—By W. P. Shedd, M. D., New York. Including a Repertory of Time Modalities, by Dr. Ide of Stettin, Germany. Translated from the Berliner Zeitschrift Homöopathischer Aertze, Band xxv., Hefte 3 and 4. 240 pages. Cloth, \$1.50. Postage, 8 cents. Philadelphia: Boericke & Tafel. 1908.

Here is a little work that is an absolute delight to the eye as well as being of help to those desirous of doing good work along homeopathic lines. Besides the general repertory features of the work, by Dr. Shedd, than whom there is none more capable in the homeopathic profession, the section devoted to **time modalities**, by Dr. Ide of Stettin, Germany, is by no means the least interesting or important feature of this very valuable little work. Taken in its entirety it is a refreshing bit of work which reflects the greatest credit upon the author as well as the publishers, and will prove of inestimable value to the busy practitioner as well as to the new beginner in true homeopathic prescribing. M.

* * *

THE CHRONIC MIASMS—Sycosis.—By J. Henry Allen, M. D., author of "Diseases and Therapeutics of the Skin" and "Psora and Pseudo-Psora." Professor of Dermatology, Hering Medical College, Chicago, Ill. Second edition.

The first edition of Dr. Allen's book upon this same subject was a most helpful work and the present edition has been brought up to such a high degree of perfection by the addition of much new and ably-written material as to make it well-nigh indispensable to those interested in this line of work. The therapeutic tone of the book is of a high order and includes nearly every remedy symptomatically and otherwise indicated in the treatment of diseases coming under this head. The book has been almost entirely re-written; contains numerous photographic and colored plates; contains 400 pages of well written and equally well-arranged matter; contains a repertory index giving the therapeutics of gonorrhœa, therapeutics of the urinary tract, therapeutics of dysmenorrhœa and leucorrhœa; is well printed on heavy paper and is well worth the list price of \$3.00. Send to J. Henry Allen, M. D., 4712 Greenwood Ave., Chicago, Ill., and get full valuation on your investment. M.



READING NOTICES



O f I n t e r e s t t o E v e r y b o d y

PHARMACOLOGICAL INSURANCE.—The physician who prescribes Gray's Glycerine Tonic Comp., in original bottles, knows that he is getting a product representing quality, uniformity and therapeutic efficiency. The definite responsibility of a reputable firm always insures reliability, and the manufacturers of Gray's Glycerine Tonic Comp. are proud of the faith they have kept with the medical profession.

NEW BOOKS IN PRESS.—Messrs. Boericke & Tafel announce two very interesting books in press: "Diseases of the Respiratory Organs," by Dr. E. B. Nash, and "The Food-tract; its Diseases," by Dr. A. L. Blackwood. Dr. Nash confines himself to the homeopathic treatment of the diseases of the respiratory organs, which he gives in his attractive, able and effective manner. Dr. Blackwood takes up every disease of the food-tract from mouth to rectum, "follows the food," in his usual concise, yet lucid style, giving everything concerning the subject that the student needs to learn and the practitioner to remember, including homeopathic and accessory treatment.

TONICS AND THE CLIMACTERIC.—A good many physicians realize the value of effective tonic medication during that rather variable period in a woman's life known as the climacteric. The tendency to the psycho-neuroses when such a patient's general vitality is low, emphasizes the necessity of bringing the nutrition and general health to as nearly normal point as possible. As a usual thing to the extent that this can be accomplished, to that extent the recognized dangers can be averted. Extensive clinical experience has proven beyond controversy that no remedy has a broader field of utility as a general reconstructive and restorative than Gray's Glycerine Tonic Comp. Under its administration the digestion improves, absorption and assimilation are increased, and proper elimination promoted. The nervous system is rapidly toned and helped to recover its balance. Thus its resistance to dangerous influences is promptly raised, and the woman undergoing the "change of life" instead of drifting into a condition of permanent invalidism, and becoming a confirmed neurotic, is able, through a re-establishment of her vigor and strength, to look on her symptoms as simply incidental to a physiological process. Greater reliance, there-

fore, on the tonic influence of Gray's Glycerine Tonic Comp. and less resort to bromides and opiates, has saved many a woman from neurotic maladies that are worse in many respects than death itself.

EATING TOO MUCH AND TOO OFTEN.—A great many people seem to think that it matters little what kind of material goes into the building of the human structure!

They offer the body thistles and ask it to give back figs.

They feed on thorns and expect to pick roses.

Later, they find they have sown indigestion and are reaping ptomaines.

It's a wonderful laboratory, this human body. But it can't prevent the formation of deadly poisons within its very being.

Indeed, the alimentary tract may be regarded as one great laboratory for the manufacture of dangerous substances. Biliousness is a forcible illustration of the formation and the absorption of poisons, due largely to an excessive proteid diet. The nervous symptoms of the dyspeptic are often but the physiological demonstrations of putrefactive alkaloids.

In order to carry out the important command, "Keep the Bowels Open," we are offered laxative antikanaria and quinine tablets, the laxative dose of which is one or two tablets, every two or three hours, as indicated. When a cathartic is desired, administer the tablets as directed and follow with a saline draught, the next morning, before breakfast. This will hasten peristaltic action and assist in removing, at once, the accumulated fecal matter.

Dr. J. Wylie Anderson,
Steele Block, Denver, Colorado.

Dear Doctor:—Send THE CRITIQUE to following address for year 1909. Enclosed One Dollar.

Name.....

Address.....

(Cut out the blank. Enclose it with \$1. Do it now.)

